AGENDA
FERNANDINA BEACH CITY COMMISSION
REGULAR MEETING
JULY 7, 2026
6:00 PM
CITY HALL COMMISSION CHAMBERS
204 ASH STREET
FERNANDINA BEACH, FL 32034

1. CALL TO ORDER

2. ROLL CALL

3. PLEDGE OF ALLEGIANCE / INVOCATION
Invocation by Pastor Alyce Parmer of Memorial United Methodist Church.

4. PROCLAMATION / PRESENTATIONS

4.1 **PRESENTATION - NASSAU HUMANE SOCIETY** - *Nassau Humane Society Executive Director Chantel Scherer will present the "City Commission Dog of the Month."*

4.2 **PROCLAMATION - GULLAH/GEECHEE NATION APPRECIATION WEEK** — *Recognizes July 25, 2026 – August 1, 2026, as Gullah/Geechee Nation Appreciation Week. Chieftess Queen Quet will be in attendance to accept.*

4.3 **PRESENTATION — BUDGET SUMMARY —** *Comptroller Susan Carless will present the May 2026 budget summary.*

4.4 **PRESENTATION - LEGISLATIVE UPDATES —** *City Attorney Teresa Prince will discuss select issues which impact municipal operations that passed during Florida's 2026/2027 Legislative Session.*

5. PUBLIC COMMENT REGARDING ITEMS NOT ON THE AGENDA OR THE CONSENT AGENDA

6. CONSENT AGENDA

6.1 **APPROVAL OF MINUTES -** *City Commission Workshop - June 2, 2026, City Commission Regular Meeting - June 2, 2026, and the City Commission Regular Meeting - July 16, 2026.*

6.2 **PROPOSAL APPROVAL - HUBBARD CONSTRUCTION COMPANY —** RESOLUTION 2026-79 APPROVING A PROPOSAL FROM ATLANTIC COAST ASPHALT COMPANY, A DIVISION OF HUBBARD CONSTRUCTION COMPANY, FOR PHASE 3 STREETS RESURFACING; AUTHORIZING ADMINISTRATIVE CORRECTION OF SCRIVENER'S ERRORS; AUTHORIZING EXECUTION; AND PROVIDING FOR AN EFFECTIVE DATE. *Synopsis: Approves the Hubbard Construction Company proposal for Phase 3 of resurfacing City streets, in an amount not to exceed $385,624.*

6.3 **LEASE AGREEMENT — CANON USA, INC.** - RESOLUTION 2026-80 APPROVING A CANON USA, INC. SIXTY-MONTH LEASE AGREEMENT FOR MULTI-FUNCTION DEVICES, COPIERS, AND RELATED SOFTWARE AND SERVICES; AUTHORIZING ADMINISTRATIVE

CORRECTION OF SCRIVENER'S ERRORS; AUTHORIZING EXECUTION; AND PROVIDING FOR AN EFFECTIVE DATE. *Synopsis: Approves a sixty-month agreement with Canon USA, Inc. for printer/scanner/copier devices to service all departments.*

7. RESOLUTIONS

7.1 **BUDGET AMENDMENTS - MARINA —** RESOLUTION 2026-81 APPROVING BUDGET AMENDMENTS WITHIN THE MARINA FUND; AUTHORIZING ADMINISTRATIVE CORRECTION OF SCRIVENER'S ERRORS; AND PROVIDING FOR AN EFFECTIVE DATE. *Synopsis: Approves budget amendments for various accounts within the Marina fund.*

7.2 **GRANT APPLICATION — FLORIDA DEPARTMENT OF COMMERCE - RURAL INFRASTRUCTURE FUND PROGRAM** — RESOLUTION 2026-82 AUTHORIZING SUBMISSION OF A FLORIDA DEPARTMENT OF COMMERCE RURAL INFRASTRUCTURE FUND PROGRAM GRANT APPLICATION TO DEVELOP A PLAN TO PROTECT DOWNTOWN HISTORIC PROPERTIES DURING DOWNTOWN REVITALIZATION RENOVATIONS; AUTHORIZING ADMINISTRATIVE CORRECTION OF SCRIVENER'S ERRORS; AUTHORIZING EXECUTION; AND PROVIDING FOR AN EFFECTIVE DATE. *Synopsis: Approves submission of a Florida Department of Commerce ("FloridaJobs") Rural Infrastructure Fund ("RIF") Program grant application for engineering/design to protect historic properties during downtown revitalization construction, in an amount up to $300,000, no City match required.*

7.3 **GRANT APPLICATION - FLORIDA DEPARTMENT OF ENVIRONMENTAL PROTECTION RESILIENT FLORIDA -** RESOLUTION 2026-83 APPROVING SUBMISSION OF A FLORIDA DEPARTMENT OF ENVIRONMENTAL PROTECTION RESILIENT FLORIDA GRANT APPLICATION FOR DOWNTOWN SEAWALL CONSTRUCTION FUNDING IN FISCAL YEAR 2026/2027; AUTHORIZING ADMINISTRATIVE CORRECTION OF SCRIVENER'S ERRORS; AUTHORIZING EXECUTION; AND PROVIDING FOR AN EFFECTIVE DATE. *Synopsis: Authorizes grant application to FDEP Resilient Florida in Fiscal Year 2026/2027 for downtown seawall construction, in an amount to be determined by the City Commission, which requires a 100% City match.*

7.4 **PROPOSAL APPROVAL — KIMLEY-HORN AND ASSOCIATES, INC. -** RESOLUTION 2026-84 APPROVING A PROPOSAL FROM KIMLEY-HORN AND ASSOCIATES, INC. FOR A PHASE 1 - NEEDS AND PRIORITIES ASSESSMENT AS PART OF THE COMPREHENSIVE PARKS AND RECREATION MASTER PLAN IN FISCAL YEAR 2025/2026; AUTHORIZING ADMINISTRATIVE CORRECTION OF SCRIVENER'S ERRORS; AUTHORIZING EXECUTION; AND PROVIDING FOR AN EFFECTIVE DATE. *Synopsis: approves Kimley-Horn and Associates, Inc. for a Phase 1 - Needs and Priorities Assessment as part of the Comprehensive Parks and Recreation Master Plan, in Fiscal Year 2025/2026, in the amount of $98,750.*

7.5 **SPECIAL EVENT ROAD CLOSURES — RITZ-CARLTON MYSTERY LUNCH AND WELLS FARGO COMPANY BLOCK PARTY -** RESOLUTION 2026-85 APPROVING SPECIAL EVENT ROAD CLOSURES FOR THE WELLS FARGO COMPANY BLOCK PARTY, AUGUST 31, 2026, AND THE RITZ CARLTON MYSTERY LUNCH, OCTOBER 18, 2026; AUTHORIZING ADMINISTRATIVE CORRECTION OF SCRIVENER'S ERRORS; AUTHORIZING EXECUTION; AND PROVIDING FOR AN EFFECTIVE DATE. *Synopsis: Approves special event road closures for the Wells Fargo Company Block Party, August 31, 2026, and the Ritz-Carlton Mystery Lunch, October 18, 2026.*

7.6 **AWARD OF REQUEST FOR PROPOSAL 26-03 - FINANCIAL ADVISOR AND ARBITRAGE SERVICES PROVIDER** - RESOLUTION 2026-86 AWARD OF REQUEST FOR PROPOSAL 26-03

FOR FINANCIAL ADVISOR AND ARBITRAGE SERVICES PROVIDER TO PFM FINANCIAL ADVISORS LLC; AUTHORIZING ADMINISTRATIVE CORRECTION OF SCRIVENER'S ERRORS; AUTHORIZING EXECUTION; AND PROVIDING FOR AN EFFECTIVE DATE. *Synopsis: Awards Request for Proposals ("RFP") 26-03 for Financial Advisor and Arbitrage Services Provider to PFM Financial Advisors LLC.*

8. ORDINANCE - FIRST READING

8.1 **(*Legislative*) CODE AMENDMENT — CHAPTER 82, ARTICLE IV, STORMWATER UTILITY -** ORDINANCE 2026-10 AMENDING CODE OF ORDINANCES CHAPTER 82, UTILITIES, ARTICLE IV, STORMWATER UTILITY, TO CREATE DEFINITIONS FOR NEW STORMWATER RATE CALCULATIONS; TO PROVIDE FOR IMPLEMENTATION OF NEW RATE CALCULATIONS FOR RESIDENTIAL AND NON-RESIDENTIAL PROPERTIES; DELETING UTILITY CREDITS; AMENDING THE EXEMPTION PROVISIONS; AND AMENDING THE APPEAL PROVISION FOR STORMWATER FEES; AUTHORIZING ADMINISTRATIVE CORRECTION OF SCRIVENER'S ERRORS; PROVIDING FOR SEVERABILITY; AND PROVIDING FOR AN EFFECTIVE DATE. *Synopsis: Amends Chapter 82, Article IV, Stormater Utility to provide for a new rate structure for residential and non-residential developed properties.*

8.2 ***(Legislative*) CODE AMENDMENT — CHAPTER 82 - FATS, OILS, AND GREASE PROGRAM -** ORDINANCE 2026-11 AMENDING CODE OF ORDINANCES CHAPTER 82, UTILITIES, ARTICLE II, WASTEWATER SYSTEM, DIVISION 6, BY REPEALING AND REPLACING IT IN ITS ENTIRETY; CREATING A NEW CHAPTER 82, UTILITIES, ARTICLE II, WASTEWATER SYSTEM TO CREATE A REVISED DIVISION 6 ENTITLED FATS, OILS, AND GREASE PROGRAM; AUTHORIZING ADMINISTRATIVE CORRECTION OF SCRIVENER'S ERRORS; PROVIDING FOR SEVERABILITY; AND PROVIDING FOR AN EFFECTIVE DATE. *Synopsis: Repeals the FOG Ordinance and replacing to broaden the scope to include all non-residential waste contributing facilities, provide new definitions, and create an appeal process.*

8.3 ***(Legislative)* CODE AMENDMENT — CHAPTER 82, ARTICLE III, WATER SYSTEM** — ORDINANCE 2026-12 AMENDING CODE OF ORDINANCES CHAPTER 82, ARTICLE III, WATER SYSTEM, SECTION 82-414 TO ADOPT AND INCORPORATE BY REFERENCE ALL RULES, MANDATES, AND EMERGENCY AND/OR TEMPORARY ORDERS ISSUED BY THE ST. JOHNS RIVER WATER MANAGEMENT DISTRICT AS MAY BE ISSUED FROM TIME TO TIME; PROVIDING FOR ENFORCEMENT; PROVIDING FOR CONFLICTS; AUTHORIZING ADMINISTRATIVE CORRECTION OF SCRIVENER'S ERRORS; PROVIDING FOR SEVERABILITY; AND PROVIDING FOR AN EFFECTIVE DATE. *Synopsis: Amends Chapter 82, Article III, Water System, Section 82-414 to add subsections (d), (e) and (f) to curtailment water usage during periods of water shortage.*

9. ORDINANCE - THIRD READING

9.1 **(*Legislative*) CODE AMENDMENT — PERSONAL MOBILITY DEVICES —** ORDINANCE 2026-08 AMENDING THE CODE OF ORDINANCES OF THE CITY OF FERNANDINA BEACH, FLORIDA BY AMENDING THE CODE OF ORDINANCES OF THE CITY OF FERNANDINA BEACH, FLORIDA BY AMENDING CHAPTER 78, TRAFFIC AND VEHICLES TO CREATE DEFINITIONS FOR ELECTRIC BICYCLES AND OTHER PERSONAL MOBILITY DEVICES; TO CREATE TRAFFIC LAWS AND ENFORCEMENT MEASURES FOR ELECTRIC BICYCLES AND OTHER PERSONAL MOBILITY DEVICES TO INCLUDE A SPEED LIMIT FOR ELECTRIC BICYCLES AND OTHER PERSONAL MOBILITY DEVICES; AUTHORIZING ADMINISTRATIVE CORRECTION OF SCRIVENER'S ERRORS; PROVIDING FOR SEVERABILITY; AND PROVIDING FOR AN EFFECTIVE DATE. *Synopsis: Imposes a 10 mph speed limit for bicycles and electric bicycles on sidewalks, trails, and paths and 25 mph speed limit for*

roadways.

10. BOARD APPOINTMENTS

10.1 **HISTORIC DISTRICT COUNCIL -** *One appointment: two applicants (Mr. Bruce Meger and Ms. Marie Riley).*

10.2 **WATERFRONT ADVISORY BOARD -** *One vacancy; one application (Frederick Kates)*

11. CITY MANAGER REPORTS

12. CITY CLERK REPORTS

13. CITY ATTORNEY REPORTS

14. MAYOR/COMMISSIONER COMMENTS

15. ADJOURNMENT

- A THREE (3) MINUTE TIME LIMIT MAY BE IMPOSED FOR ALL SPEAKERS (EXCEPT IN A QUASI-JUDICIAL HEARING). A "REQUEST TO SPEAK" FORM IS AVAILABLE ON THE COUNTER AT THE ENTRANCE TO THE COMMISSION CHAMBERS. THE FORM SHOULD BE GIVEN TO THE CITY CLERK UPON COMPLETION.
- THE MAYOR WILL DETERMINE THE ORDER OF THE SPEAKERS AND MAY IMPOSE MORE RESTRICTIVE TIME LIMITS.
- ONE PERSON WILL SPEAK AT A TIME AND ADDRESS COMMENTS TO THE MAYOR, NOT INDIVIDUAL CITY COMMISSION MEMBERS.
- THE CITY COMMISSION MAY ASK QUESTIONS OF SPEAKERS WHO WILL HAVE ONE MINUTE TO RESPOND. ADDITIONAL TIME MAY BE GRANTED AT THE DISCRETION OF THE MAYOR OR BY A MOTION BY THE CITY COMMISSION.
- SPEAKERS MAY FILE COPIES OF THEIR REMARKS WITH THE CITY CLERK WHO WILL MAKE THEM AVAILABLE TO THE COMMISSION.
- MULTI-MEDIA PRESENTATIONS MUST BE SUBMITTED TO THE CITY CLERK NO LATER THAN THE FRIDAY BEFORE THE MEETING.
- FERNANDINA BEACH CITIZENS WILL SPEAK BEFORE NONRESIDENTS AND SPEAKERS WILL LIMIT REMARKS TO THE SPECIFIC SUBJECT MATTER.
- DISCUSSION – DIRECTION - ACTIONS ITEMS MAY BE ACTED UPON BY THE CITY COMMISSION BY EITHER A MOTION AND VOTE IN ACCORDANCE WITH ROBERTS RULES OF ORDER, OR BY A CONSENSUS OF THE CITY COMMISSION.
- PURSUANT TO RESOLUTION 95-32, IF AN ITEM IS NOT ON THE AGENDA IT REQUIRES A FOUR-FIFTHS VOTE OF THE CITY COMMISSION DECLARING THE ITEM AN EMERGENCY BEFORE ACTION CAN BE TAKEN.
- *QUASI-JUDICIAL* - DENOTES THAT THE ITEM MUST BE CONDUCTED AS A QUASI-JUDICIAL HEARING IN ACCORDANCE WITH CITY COMMISSION ESTABLISHED PROCEDURE AND FLORIDA STATUTES. ANY PERSON WISHING TO APPEAL ANY QUASI-JUDICIAL DECISION MADE BY THE COMMISSION WITH RESPECT TO ANY MATTER CONSIDERED AT SUCH MEETING OR HEARING WILL NEED A RECORD OF THE PROCEEDINGS, AND, FOR SUCH PURPOSES, MAY NEED TO ENSURE THAT A VERBATIM RECORD OF THE PROCEEDINGS IS MADE, WHICH RECORD INCLUDES THE TESTIMONY AND EVIDENCE UPON WHICH THE APPEAL IS MADE.
- AT THE DISCRETION OF THE MAYOR, A RECESS MAY BE SCHEDULED EVERY NINETY MINUTES.

Persons with disabilities requiring accommodations in order to participate should contact the City Clerk at (904) 310-3115 or TTY/TDD 711 (for the hearing or speech impaired).

CITY COMMISSION AGENDA ITEM
City of Fernandina Beach

SUBJECT: Presentation
Nassau Humane Society

ITEM TYPE: Presentation

REQUESTED ACTION: N/A

SYNOPSIS: Nassau Humane Society Executive Director Chantel Scherer will present the "City Commission Dog of the Month."

FISCAL IMPACT: N/A

CITY ATTORNEY COMMENTS: N/A

CITY MANAGER RECOMMENDATION(S): N/A

Kimberly Elliott-Briley, Deputy City Clerk	06/15/2026
Sarah Campbell, City Manager	06/18/2026

Kimberly Elliott-Briley

Date: July 25, 2025

Submitted By: Kimberly Elliott-Briley, Deputy City Clerk

COMMISSION ACTION:

CITY COMMISSION AGENDA ITEM
City of Fernandina Beach

SUBJECT: Proclamation
Gullah/Geechee Nation Appreciation Week

ITEM TYPE: Proclamations

REQUESTED ACTION: N/A

SYNOPSIS: The attached Proclamation recognizes July 25, 2026 – August 1, 2026, as Gullah/Geechee Nation Appreciation Week, Chieftess Queen Quet will be in attendance to accept.

FISCAL IMPACT: N/A

CITY ATTORNEY COMMENTS: N/A

CITY MANAGER RECOMMENDATION(S): N/A

Kimberly Elliott-Briley, Deputy City Clerk	05/29/2026
Sarah Campbell, City Manager	05/31/2026

Caroline Best

Date: May 19, 2026

Submitted By: Caroline Best, City Clerk

COMMISSION ACTION:

Proclamation

WHEREAS, the Gullah/Geechee Nation is the geographical area of the Low Country of North Carolina, South Carolina, Georgia, and Florida. This area is home to the only African American population of the United States with a separate, long-standing name identifying them as a distinct people and the lone speakers of the only African American creole language of the continental United States; and

WHEREAS, the Gullah/Geechee people are descendants of captive Africans who began arriving on the Sea Islands in the 1500's. In 1999, the Gullah/Geechee people banded together to proclaim their human right of self-determination and within one year, enstooled their own leader; St. Helena Island native: her Royal Highness Queen Quet, Chieftess of the Gullah/Geechee Nation; and

WHEREAS, for the past thirty years, Queen Quet has served the Gullah/Geechee Nation with honor and distinction as the official spokesperson and "Head pun de Bodee"; and

WHEREAS, the City of Fernandina Beach proudly supports the cultural heritage and sustainability of the Gullah/Geechee Nation and delights in partnering with Queen Quet to celebrate the 30th Anniversary of the Gullah/Geechee Nation.

NOW THEREFORE, I, James Antun, by virtue of the authority vested in me as Mayor of the City of Fernandina Beach, Florida, do hereby proclaim July 25, 2026 – August 1, 2026, as,

"GULLAH/GEECHEE NATION APPRECIATION WEEK"

and call upon all citizens to join in celebrating Gullah/Geechee 2026: ""Hunnuh mus tek cyare de root fa heal de tree" events and to generously support Gullah/Geechee businesses and institutions year-round.

IN WITNESS WHEREOF, I, James Antun, as Mayor, hereunto set my hand and cause the Official Seal of the City of Fernandina Beach, Florida, to be affixed this 7th day of July, 2026.

CITY OF FERNANDINA BEACH

_____

JAMES ANTUN
Mayor-Commissioner

CITY COMMISSION AGENDA ITEM
City of Fernandina Beach

SUBJECT:	Presentation Budget Summary
ITEM TYPE:	Presentation
REQUESTED ACTION:	Presentation
SYNOPSIS:	Comptroller Susan Carless will present the May 2026 budget summary.
FISCAL IMPACT:	N/A
CITY ATTORNEY COMMENTS:	N/A
CITY MANAGER RECOMMENDATION(S):	N/A

Susan Carless, Comptroller	06/07/2026
Jeremiah Glisson, Deputy City Manager	06/08/2026
Sarah Campbell, City Manager	06/08/2026

Kimberly Elliott-Briley

Date: July 25, 2025

Submitted By: Kimberly Elliott-Briley, Deputy City Clerk

COMMISSION ACTION:

City of Fernandina Beach
Accounts Receivable Analysis

5/31/2026

Utility Billing - Current Accounts

Number of Customers		Delinquency Days	$		Avg Monthly Billing
9,879	**Active Customers**				**$ 1,313,566.74**
377		30	50,019.22		
55		60	4,175.06	*	*payment terms
9		90	439.55	*	
-		120+	-	*	
377		**Total**	**$ 54,633.83**		

Utility Billings - Closed accounts (including accts not yet turned over to Collection Agency)

52 accts. w/delinquent balances	**$**	**9,871.73**

Utility Billings in Collections

Year based on final billing date	# of Accounts Transferred	Amt of $ Transferred	Amt of $ Recovered by CCI	Amt of $ Recovered by UB	**Total $ Recovered**	**% recovered**
			-			
2020 Charged Off	Effective 8/5/2024	-	-	-		**0.00%**
2021 Charged Off	Effective 8/29/2025	-	-	-		**0.00%**
2022 (thru Dec)	160	36,547.73	2,602.23	8,651.57		**30.79%**
2023 (thru Dec)	164	38,993.44	1,302.40	11,094.71		**31.79%**
2024 (thru Dec)	211	34,120.61		4,036.22		**11.83%**
2025 (thru Nov)	144	39,338.93	319.57	1,125.20		**3.67%**
		$ 149,000.71	$ 4,224.20	$ 24,907.70	**$ 29,131.90**	**19.55%**
Recovered to date		$ (29,131.90)				
Balance currently at CCI		**$ 119,868.81**				

Airport

Number of Customers		Delinquency Days	$		Avg Mo'ly Billing	
77	**ALL Customers**				**$74,588.46**	
8		30	10,406.01			
2		60	6,275.55			
1		90	5,557.93			
0		120+	-			
8		**Sub Total**	**$ 22,239.49**			**$ 22,239.49**

Marina

		Avg Monthly Billing
80	**# of Customers**	**$347,292**

# of Customers with balanced in each aging category	Delinquency Days	Amount	
1	30	121,604.37	
2	60	13,107.02	
3	90	-	
0	>90	-	
		-	
	Customer paid in Advance	(43,710.11)	Deposit
	Total A/R Balance	**91,001.28**	

Peck Center & Other City Leases

Number of Customers		Delinquency Days	$		Avg Mo'ly Billing	
5	**ALL Customers**				**2,195.33**	
1		30	196.14			
0		60	-			
0		90	-			
0		120+	-			
1		**Sub Total**	**$ 196.14**			

CITY OF FERNANDINA BEACH
MONTHLY BUDGET REPORT
FISCAL YEAR TO DATE THROUGH MAY 2026

66.7% % of Year Completed

GENERAL FUND (001)	FY2026 Revised Budget	FY2026 Current Month	FY2026 YTD	%	FY2025 Revised Budget	FY2025 Current Month	FY2025 YTD	%
REVENUES:								
Property Taxes	$ 21,219,017	198,444	$ 20,943,077	98.7%	19,288,395	211,210	$ 19,115,734	99.1%
Sales /Use/Fuel Taxes	3,287,738	407,811	2,164,364	65.8%	3,185,849	395,122	2,142,055	67.2%
Franchise Fees	1,787,000	248,716	1,444,952	80.9%	1,587,000	139,678	1,175,721	74.1%
Licenses/Permits	524,100	21,040	395,619	75.5%	499,800	29,480	479,487	95.9%
Intergovernmental	1,800,623	197,873	1,559,316	86.6%	2,109,659	203,922	1,584,986	75.1%
Charges for Services	1,727,714	148,333	1,410,116	81.6%	1,889,103	112,304 [1]	1,461,282 [1]	77.4%
Fines and Forfeitures	36,000	4,962	14,389	40.0%	29,500	2,604	31,428	106.5%
Other	700,327	96,228	376,929	53.8%	400,428	43,417	443,291	110.7%
Subtotal	31,082,519	1,323,406	28,308,761	91.1%	28,989,734	1,137,738	26,433,984	91.2%
Transfers/Reimbursements								
Utility Tax	2,500,000	208,333	1,666,667	66.7%	2,500,000	208,333	1,666,667	66.7%
Sanitation	40,000	3,333	26,667	66.7%	40,000	3,333	26,667	66.7%
Wastewater	360,000	30,000	240,000	66.7%	360,000	30,000	240,000	66.7%
Water	120,000	10,000	80,000	66.7%	120,000	10,000	80,000	66.7%
Fleet	-	-	-		-	-	-	
Total Revenues (excluding cash balance)	34,102,519	1,575,073	30,322,095	88.9%	32,009,734	1,389,404	28,447,317	88.9%

CITY OF FERNANDINA BEACH
MONTHLY BUDGET REPORT
FISCAL YEAR TO DATE THROUGH MAY 2026

66.7% % of Year Completed

GENERAL FUND (001)	FY2026 Revised Budget	FY2026 Current Month	FY2026 YTD		%	FY2025 Revised Budget		FY2025 Current Month	FY2025 YTD	%
EXPENDITURES:										
City Commission	270,467	19,051	174,126		64.4%	282,968		20,327	170,550	60.3%
City Clerk	975,473	79,993	633,492		64.9%	912,680		75,897	605,192	66.3%
City Manager	752,047	86,100	517,586		68.8%	635,413		60,406	329,340	51.8%
Finance	1,138,427	109,031	760,987		66.8%	1,002,858		93,492	640,897	63.9%
Information and Technology	1,091,151	117,040	743,895		68.2%	1,223,897		99,511	735,202	60.1%
Human Resources	516,348	50,411	317,430		61.5%	500,097		51,943	310,122	62.0%
City Attorney	662,427	60,614	387,318		58.5%	746,340		67,242	491,032	65.8%
Planning	931,755	78,123	507,462		54.5%	1,166,192		79,368	484,976	41.6%
Planning - Greenway	348,426	16,161	132,422		38.0%	483,056		14,535	104,917	21.7%
Non-Departmental	347,306	9,653	200,709		57.8%	346,822		27,076	233,306	67.3%
Facility Maintenance	1,004,616	96,312	679,117		67.6%	1,069,192		156,062	635,070	59.4%
Police	7,953,079	763,360	4,605,444		57.9%	7,461,037		701,525	4,486,737	60.1%
Fire	7,935,141	722,898	4,740,580		59.7%	6,616,833		677,905	4,231,944	64.0%
Fire - Ocean Rescue	1,165,327	113,349	464,227		39.8%	916,121		78,934	369,392	40.3%
Fire - Beach Rangers	0	(500)	0	(1)	0.0%	123,481		9,798	27,536	22.3%
Building - Flood Plain	52,028	8,779	42,316		81.3%	11,878		-	0	0.0%
Code Enforcement	536,466	38,515	295,916		55.2%	427,497		36,419	256,103	59.9%
Streets	2,047,357	140,177	1,102,999		53.9%	2,026,618		172,500	1,182,211	58.3%
Downtown	437,350	26,841	208,175		47.6%	387,516		33,574	140,115	36.2%
Public Assistance	142,500	12,500	63,750		44.7%	134,100		-	50,243	37.5%
Library	63,191	16,598	44,799		70.9%	33,711		1,142	12,232	36.3%
Recreation	1,541,847	157,858	945,249		61.3%	1,520,610	2	141,349	851,482	56.0%
Parks	1,953,950	142,676	1,166,535		59.7%	1,789,438		160,277	988,612	N/A
Peck	460,483	32,843	246,177		53.5%	576,779		34,838	249,820	N/A
MLK Center	158,263	6,913	64,984		41.1%	131,213		14,033	66,965	N/A
Youth	400,284	36,159	183,252		45.8%	515,816		30,981	157,503	N/A
Aquatics	568,116	39,894	262,005		46.1%	601,060		33,263	227,198	N/A
Contingency	**512,203**	**-**	**0**		**0.0%**	**334,570**		**-**	**0**	**0.0%**
Transfers										
Land Conservation	0	-	0		0.0%	75,000		4,167	58,333	77.8%
Capital Improvements	2,540,207	211,684	1,693,471		66.7%	1,990,772		165,898	1,327,181	66.7%
Golf	429,384	35,782	286,256		66.7%	890,000		74,167	593,333	66.7%
Airport	296,438	24,703	197,625		66.7%	296,475		24,706	197,650	66.7%
Marina	654,589	54,549	436,393		66.7%	770,062		64,172	513,375	66.7%
Fleet	306,753	25,563	204,502		66.7%	-		-	0	0.0%
Subtotal	38,193,399	3,333,628	22,309,198		58.4%	36,000,102		3,205,507	20,728,569	57.6%
		(0)								
Encumbrances - All Departments		584,984	584,984					588,749	588,749	
Reserves	8,634,279	0	0			6,249,353				
Reserves - Restricted	-	-	-							
Total Expenditures (including Encumbranc	46,827,678	3,918,612	22,894,182		48.9%	42,249,455		3,794,256	21,317,319	50.5%
EXCESS (DEFICIENCY) OF REVENUES OVER E	(12,725,159)	(2,343,539)	7,427,913			(10,239,721)		(2,404,852)	7,129,999	
Fund Balance, October 1, 2025 (Cash Balance)										
Unrestricted	13,082,296	13,082,296	13,082,296			10,239,721		10,239,721	10,239,721	
Fund Balance	$ 357,137	10,738,757	$ 20,510,209			-		7,834,869	$ 17,369,720	

1. Fire Beach Rangers is combined with Fire Ocean Rescue for FY 2026.

CITY OF FERNANDINA BEACH
MONTHLY BUDGET REPORT
FISCAL YEAR TO DATE THROUGH MAY 2026

66.7% % of Year Completed

SPECIAL REVENUE FUNDS

FUND #	NAME OF FUND	FY2026 Revised Budget	FY2026 Current Month	FY2026 YTD	%	FY2025 Revised Budget	FY2025 Current Month	FY2025 YTD	%
REVENUES									
100	Law Enforcement Trust (LETF)	$ 4,245	53	$ 9,741	229.5%	$ 4,077	$ 6	$ 49	1.2%
110	Federal Forfeiture	111,087	7,332	9,927	8.9%	61,619	151	11,273	18.3%
125	Tree Trust	648,478	6,402	51,307	7.9%	508,427	4,971	65,420	12.9%
126	Historic District (HDC)	130,061	3,209	9,310	7.2%	102,888	617	7,635	7.4%
127	Parking Special Revenue Fund	840,000	152,288	642,648	76.5%	-	-	0	#DIV/0!
135	Land Conservation Trust	261,037	994	2,965	1.1%	238,577	4,499	152,015	63.7%
140	Building Fees Fund	2,479,360	67,602	639,440	25.8%	2,798,071	99,801	756,195	27.0%
145	Wastewater Capacity Fees	1,485,981	34,853	140,007	9.4%	1,341,749	24,753	373,691	27.9%
146	Water Capacity Fees	197,218	6,629	28,444	14.4%	164,638	7,961	79,514	48.3%
150	Utility Tax	3,409,056	541,744	1,937,670	56.8%	2,890,253	226,317	1,668,208	57.7%
170	Cemetery	1,895,607	24,862	165,031	8.7%	1,772,720	32,628	155,269	8.8%
180	Community Redevelopment Area	975,365	1,669	5,495	0.6%	1,391,728	1,056	11,940	0.9%
190	Law Enforcement Recovery	888,213	30,112	194,883	21.9%	673,520	28,762	236,836	35.2%
	Total Revenues	$ 13,325,708	877,750	$ 3,836,868	28.8%	11,948,267	431,522	$ 3,518,044	29.4%
EXPENDITURES:									
100	Law Enforcement Trust (LETF)	$ 4,245	-	$ -	0.0%	$ 4,077	-	$ -	0.0%
110	Federal Forfeiture	111,087.00	-	-	0.0%	61,619	-	0	0.0%
125	Tree Trust	648,478.00	155,051.10	224,447.37	34.6%	508,427	4,187	61,744	12.1%
126	Historic District (HDC)	130,061.00	-	-	0.0%	102,888	3,243	4,909	4.8%
127	Parking Special Revenue Fund	840,000.00	74,252.57	324,050.07	38.6%	N/A	N/A	N/A	
135	Land Conservation Trust	261,037.00	-	-	0.0%	238,577	-	1,294	0.5%
140	Building Fees Fund	2,479,360.00	142,608.54	1,009,854.72	40.7%	2,798,071	105,428	932,117	33.3%
145	Wastewater Capacity Fees	1,485,981.00	41,666.67	333,333.32	22.4%	1,341,749	41,667	333,333	24.8%
146	Water Capacity Fees	197,218.00	2,083.33	16,666.68	8.5%	164,638	2,083	16,667	10.1%
150	Utility Tax	3,409,056.00	208,333.33	1,666,666.68	48.9%	2,890,253	208,333	1,666,667	57.7%
170	Cemetery	1,895,607.00	9,788.98	80,270.77	4.2%	1,772,720	19,599	92,376	5.2%
180	Community Redevelopment Area	975,365.00	550.00	164,564.01	16.9%	1,391,728	5,352	332,088	23.9%
190	Law Enforcement Recovery	888,213.00	-	174,288.84	19.6%	673,520	-	$ 17,178	2.6%
	Total Expenditures	$ 13,325,708	634,335	$ 3,994,142	30.0%	11,948,267	389,892	$ 3,458,373	28.9%

SPECIAL REVEMUE FUND BALANCES	BEGINNING	CURRENT MONTH ACTIVITY	YTD ACTIVITY
100 Law Enforcement Trust (LETF)	4,190	53	9,741
110 Federal Forfeiture	108,287	7,332	9,927
125 Tree Trust	568,631	(148,649)	(173,141)
126 Historic District (HDC)	119,861	3,209	9,310
127 Parking Special Revenue Fund	-	78,035	318,598
135 Land Conservation Trust	258,413	994	2,965
140 Building Fees Fund	1,650,360	(75,006)	(370,414)
145 Wastewater Capacity Fees	351,028	(6,814)	(193,326)
146 Water Capacity Fees	109,260	4,545	11,777
150 Utility Tax	1,128,738	333,411	271,004
170 Cemetery	1,743,805	15,073	84,760
180 Community Redevelopment Area	591,307	1,119	(159,069)
190 Law Enforcement Recovery	423,599	30,112	20,594

Special Revenue Funds - amounts shown include budgeted cash balance forward and reserves.

CITY OF FERNANDINA BEACH
MONTHLY BUDGET REPORT
FISCAL YEAR TO DATE THROUGH MAY 2026

66.7% % of Year Completed

CAPITAL PROJECTS FUNDS

FUND #	NAME OF FUND	FY2026 Revised Budget	FY2026 Current Month	FY2026 YTD	%	FY2025 Revised Budget	FY2025 Current Month		FY2025 YTD	%
300	Capital Improvement									
	Revenues	$ 12,637,074	270,483	$ 2,692,625	21.3%	8,805,899	218,861		$ 3,502,399	39.8%
	Expenses									
	General Government	$ 3,008,047	$ 7,812	$ 925,528	30.8%	3,889,595	-		334,283	8.6%
	Information Technology	170,000	-	118,461	69.7%	150,000	-		50,008	33.3%
	Police	417,237	-	417,236		488,115	-		488,114	
	Fire	636,545	67,045	183,345	28.8%	447,173	-		447,172	100.0%
	Streets	1,393,391	-	791,212	56.8%	1,625,400	88,033		1,192,470	73.4%
	Library	20,000	-	19,980	99.9%	-	-		-	#DIV/0!
	Recreation	6,888,709	206,112	367,637	5.3%	1,073,089	128,851		374,488	34.9%
	Parks	110,000	22,999	94,385	85.8%	929,527	108,061		315,461	33.9%
	Peck	-	-	-	#DIV/0!	30,000	-		29,836	99.5%
	MLK	350,300	-	-	0.0%	85,000	-		-	0.0%
	Aquatics	-	-	-	#DIV/0!	88,000	-		77,035	87.5%
	Subtotal	12,994,229	303,968	2,917,784	22.5%	8,805,899	324,945		3,308,869	37.6%
	Net Revenues(Expenses)	$ (357,155)	(33,485)	$ (225,159)		-	(106,084)		$ 193,530	2.2%
310	Capital Expansion									
	Revenues									
	Grants/Interest/Loan	$ 197,000	16,752	$ 129,202	65.6%	$ 1,750,000	11,820		$ 99,580	5.7%
	Admin	1,932,770	3,360	35,834	1.9%	1,758,029	6,913	#	96,966	5.5%
	Police	590,062	1,986	21,175	3.6%	658,343	4,085	#	57,075	8.7%
	Fire	622,277	2,749	29,319	4.7%	473,217	5,656	#	79,142	16.7%
	Sanitation	-	-	-	0.0%	-	-	#	-	
	Recreation	4,267,121	22,071	222,929	5.2%	4,990,980	29,712	#	335,792	6.7%
	Subtotal	7,609,230	46,918	438,459	5.8%	9,630,569	58,187		668,554	6.9%
	Expenses									
	Admin	$ 1,988,547	$ -	$ 1,882,586	94.7%	1,769,888	-		-	0.0%
	Police	606,641	-	-	0.0%	662,623	69,165		179,496	27.1%
	Fire	639,695	-	-	0.0%	476,029	-		-	0.0%
	Recreation	4,374,347	3,994	773,330	17.7%	6,722,029	170,852		419,699	6.2%
	Subtotal	7,609,230	3,994	2,655,915	34.9%	9,630,569	240,017		599,196	6.2%
	Net Revenues(Expenses)	$ -	42,924	$ (2,217,457)	-29.1%	-	(181,830)		$ 69,359	0.7%

315	Other Capital Improvements									
	Revenues									
	State Grant	$ -	-	$ -	0.0%	$ -	-	$ -	0.0%	
	Other Grant	-	-	-	0.0%	-	-	-	0.0%	
	Interest	10,000	6,570	23,174	231.7%	15,000	4,227	40,042	266.9%	
	From General Fund	-	-	-	0.0%	-	-	-	0.0%	
	Cash Balance Forward	2,248,028	-	-	0.0%	3,456,903	-	-	0.0%	
	Subtotal	2,258,028	6,570	23,174	1.0%	3,471,903	4,227	40,042	1.2%	
	Expenses									
	Operating	$ -	$ -	-	0.0%	$ -	$ -	$ -	0.0%	
	Admin	$ 2,258,028	$ 43,758	651,142	28.8%	3,471,903	132,951	593,574	17.1%	
	Airport	$ -	$ -	-	0.0%	-	-	-	0.0%	
	Stormwater	$ -	$ -	-	0.0%	-	-	-	0.0%	
	Marina	$ -	$ -	-	0.0%	-	-	-	0.0%	
	Recreation	$ -	$ -	-	0.0%	-	-	-	0.0%	
	Subtotal	2,258,028	43,758	651,142	28.8%	3,471,903	132,951	593,574	17.1%	
	Net Revenues(Expenses)	$ -	(37,188)	$ (627,967)	0.0%	-	(128,724)	$ (553,533)	-15.9%	

CITY OF FERNANDINA BEACH
MONTHLY BUDGET REPORT
FISCAL YEAR TO DATE THROUGH MAY 2026

66.7% **% of Year Completed**

CAPITAL PROJECTS FUNDS

FUND #	NAME OF FUND	FY2026 Revised Budget	FY2026 Current Month	FY2026 YTD	%	FY2025 Revised Budget	FY2025 Current Month	FY2025 YTD	%
330	Wastewater Improvement								
	Revenues	$ 10,912,552	37,124	$ 190,502	1.7%	11,092,105	60,378	$ 494,246	4.5%
	Expenses	10,912,552	-	65,195	0.6%	11,092,105	-	281,719	2.5%
	Net Revenues(Expenses)	$ -	37,124	$ 125,307	0.0%	-	60,378	$ 212,526	

CITY OF FERNANDINA BEACH
MONTHLY BUDGET REPORT
FISCAL YEAR TO DATE THROUGH MAY 2026

66.7% % of Year Completed

ENTERPRISE FUNDS	FY2026 Revised Budget	FY2026 Current Month	FY2026 YTD	%	FY2025 Revised Budget	FY2025 Current Month	FY2025 YTD	%
Golf Course Fund 410								
Operating Revenues	$ 2,397,800	$ 234,643	$ 2,046,640	85.4%	$ 2,310,063	$ 204,287	$ 1,537,365	66.6%
Operating Expense*	2,597,163	233,158	1,485,496	57.2%	2,448,000	353,575	1,488,129	60.8%
Operating Income (Loss)	(199,363)	1,485	561,144	-281.5%	(137,937)	(149,288)	49,236	-35.7%
Non Operating Income (Expense) & T	330,976	44,200	267,074	80.7%	725,794	38,128	487,250	67.1%
Change in Net Position	$ 131,613	$ 45,684	$ 828,218	629.3%	$ 587,857	$ (111,160)	$ 536,486	91.3%
Airport Fund 420								
Operating Revenues	$ 1,039,392	$ 93,022	$ 783,849	75.4%	$ 1,055,312	$ 106,821	$ 750,151	71.1%
Operating Expense*	1,589,999	96,279	702,236	44.2%	1,517,735	53,291	302,871	20.0%
Operating Income (Loss)	(550,607)	(3,258)	81,614	-14.8%	(462,423)	53,530	447,279	-96.7%
Non Operating Income (Expense) & T	5,686,102	256,143	1,047,082	18.4%	6,763,218	739,127	2,553,765	37.8%
Change in Net Position	$ 5,135,495	$ 252,885	$ 1,128,695	22.0%	$ 6,300,795	$ 792,656	$ 3,001,044	47.6%
Sanitation Fund 440								
Operating Revenues	$ 2,948,190	$ 249,755	$ 2,024,716	68.7%	$ 2,676,000	$ 236,365	$ 1,858,799	69.5%
Operating Expense*	2,881,207	243,069	1,721,390	59.7%	2,899,931	289,427	1,718,059	59.2%
Operating Income (Loss)	66,983	6,685	303,326	452.8%	(223,931)	(53,062)	140,740	-62.8%
Non Operating Income (Expense) & T	164,500	6,268	102,689	62.4%	61,600	(492)	66,790	108.4%
Change in Net Position	$ 231,483	$ 12,954	$ 406,015	175.4%	$ (162,331)	$ (53,554)	$ 207,531	-127.8%
Wastewater Fund 450								
Operating Revenues	$ 7,039,355	$ 684,007	$ 5,101,307	72.5%	$ 6,721,048	$ 619,684	$ 4,704,755	70.0%
Operating Expense*	4,687,266	430,739	2,825,481	60.3%	4,235,263	352,145	2,485,639	58.7%
Operating Income (Loss)	2,352,089	253,268	2,275,826	96.8%	2,485,785	267,539	2,219,117	89.3%
Non Operating Income (Expense) & T	(793,991)	(60,994)	(449,950)	56.7%	(1,218,588)	(99,266)	(808,137)	66.3%
Change in Net Position	$ 1,558,098	$ 192,275	$ 1,825,875	117.2%	$ 1,267,197	$ 168,273	$ 1,410,980	111.3%
Water Fund 460								
Operating Revenues	$ 5,471,150	$ 609,533	$ 3,896,920	71.2%	$ 5,205,326	$ 539,226	$ 3,519,600	67.6%
Operating Expense*	3,613,469	346,555	2,278,063	63.0%	3,707,222	295,899	2,097,839	56.6%
Operating Income (Loss)	1,857,681	262,978	1,618,857	87.1%	1,498,104	243,328	1,421,760	94.9%
Non Operating Income (Expense) & T	(1,532,580)	(117,617)	(996,607)	65.0%	(1,511,447)	(124,730)	(955,135)	63.2%
Change in Net Position	$ 325,101	$ 145,361	$ 622,250	191.4%	$ (13,343)	$ 118,598	$ 466,625	-3497.2%
Stormwater Fund 470								
Operating Revenues	$ 1,065,355	$ 102,868	$ 765,496	71.9%	$ 1,016,560	$ 113,398	$ 735,173	72.3%
Operating Expense*	949,773	76,340	552,813	58.2%	1,375,768	147,232	849,051	61.7%
Operating Income (Loss)	115,582	26,528	212,683	184.0%	(359,208)	(33,834)	(113,879)	31.7%
Non Operating Income (Expense) & T	369,863	304,346	240,673	65.1%	666,265	414	10,355	1.6%
Change in Net Position	$ 485,445	$ 330,873	$ 453,357	93.4%	$ 307,057	$ (33,419)	$ (103,524)	-33.7%
Marina Fund 480								
Operating Revenues	$ 3,355,453	$ 691,141	$ 2,778,339	82.8%	$ 3,304,873	$ 508,811	$ 2,422,234	73.3%
Operating Expense*	3,068,815	580,576	2,277,735	74.2%	3,073,777	359,347	2,022,239	65.8%
Operating Income (Loss)	286,638	110,566	500,604	174.6%	231,096	149,464	399,996	173.1%
Non Operating Income (Expense) & T	495,041	57,689	651,566	131.6%	531,818	53,472	771,539	145.1%
Change in Net Position	$ 781,679	$ 168,255	$ 1,152,170	147.4%	$ 762,914	$ 202,936	$ 1,171,534	153.6%

*Does not include Depreciation Expense and Encumbrances.

CITY OF FERNANDINA BEACH
MONTHLY BUDGET REPORT
FISCAL YEAR TO DATE THROUGH MAY 2026

66.7% % of Year Completed

ENTERPRISE FUNDS	FY2026 Revised Budget	FY2026 Current Month	FY2026 YTD	%	FY2025 Revised Budget	FY2025 Current Month	FY2025 YTD	%
Capital Outlay by Fund								
Golf Course Fund 410	$ 327,000	$ 86,236	$ 289,099	88.4%	$ 437,706	$ 49,602	$ 310,593	71.0%
Airport Fund 420	5,134,366	89,979	887,597	17.3%	7,457,234	777,164	2,538,202	34.0%
Sanitation Fund 440	261,000	-	218,236	83.6%	9,000	2,102	2,102	23.4%
Wastewater Fund 450	2,425,842	17,743	1,239,411	51.1%	2,220,087	16,502	1,025,416	46.2%
Water Fund 460	1,910,463	213,266	1,371,936	71.8%	1,926,800	78,882	1,075,955	55.8%
Stormwater Fund 470	325,468	2,362	22,061	6.8%	1,355,486	3,801	21,291	1.6%
Marina Fund 480	958,124	259,430	496,897	51.9%	1,807,959	41,739	1,162,338	64.3%
Total Enterprise Funds	$ 11,342,263	$ 669,016	$ 4,525,236	39.9%	$ 15,214,272	$ 969,792	$ 6,135,897	40.3%

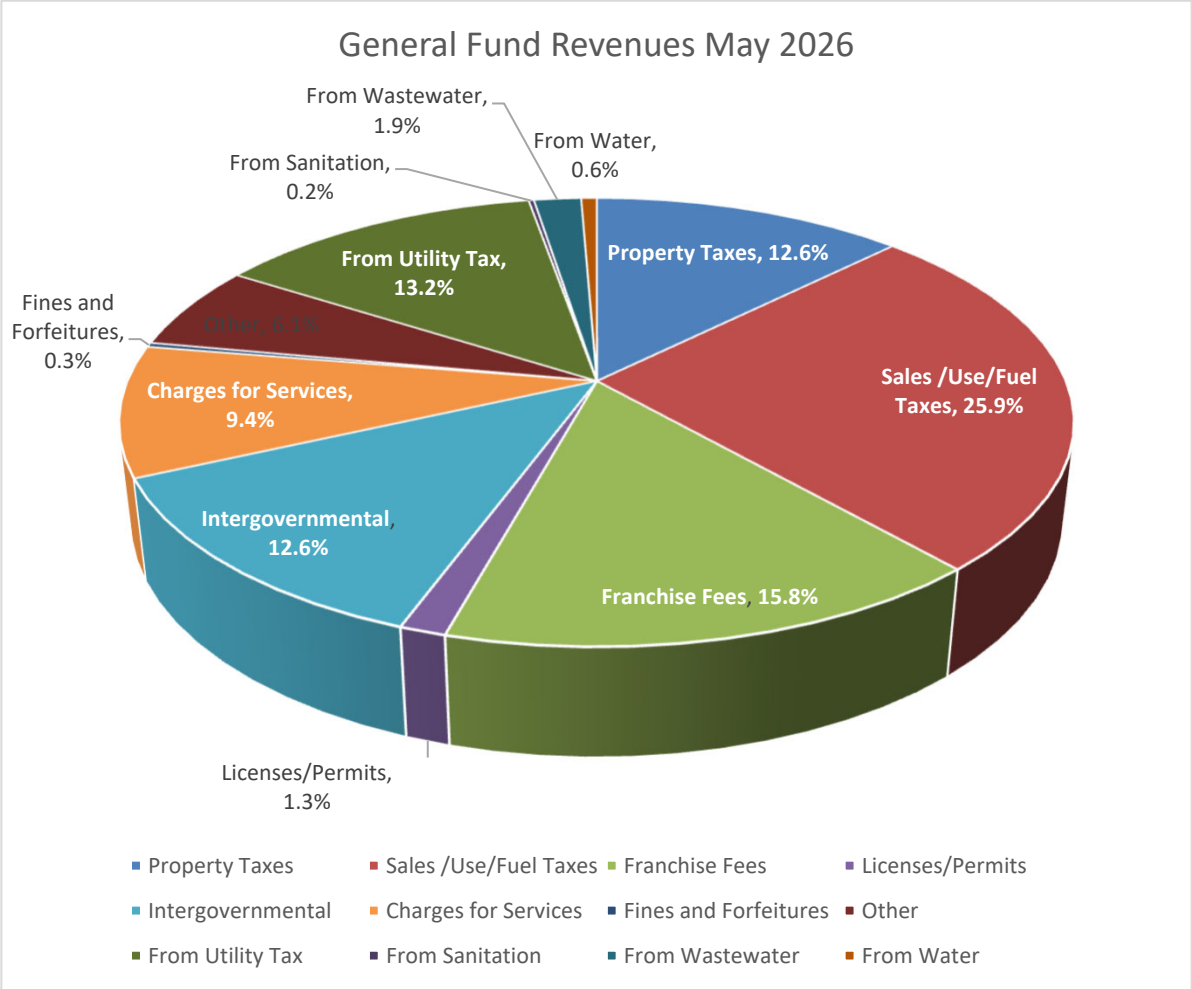

General Fund Revenues		% of Total
Property Taxes	198,444	12.6%
Sales /Use/Fuel Taxes	407,811	25.9%
Franchise Fees	248,716	15.8%
Licenses/Permits	21,040	1.3%
Intergovernmental	197,873	12.6%
Charges for Services	148,333	9.4%
Fines and Forfeitures	4,962	0.3%
Other	96,228	6.1%
From Utility Tax	208,333	13.2%
From Sanitation	3,333	0.2%
From Wastewater	30,000	1.9%
From Water	10,000	0.6%
Total Revenues (excluding cash balance)	1,575,073	

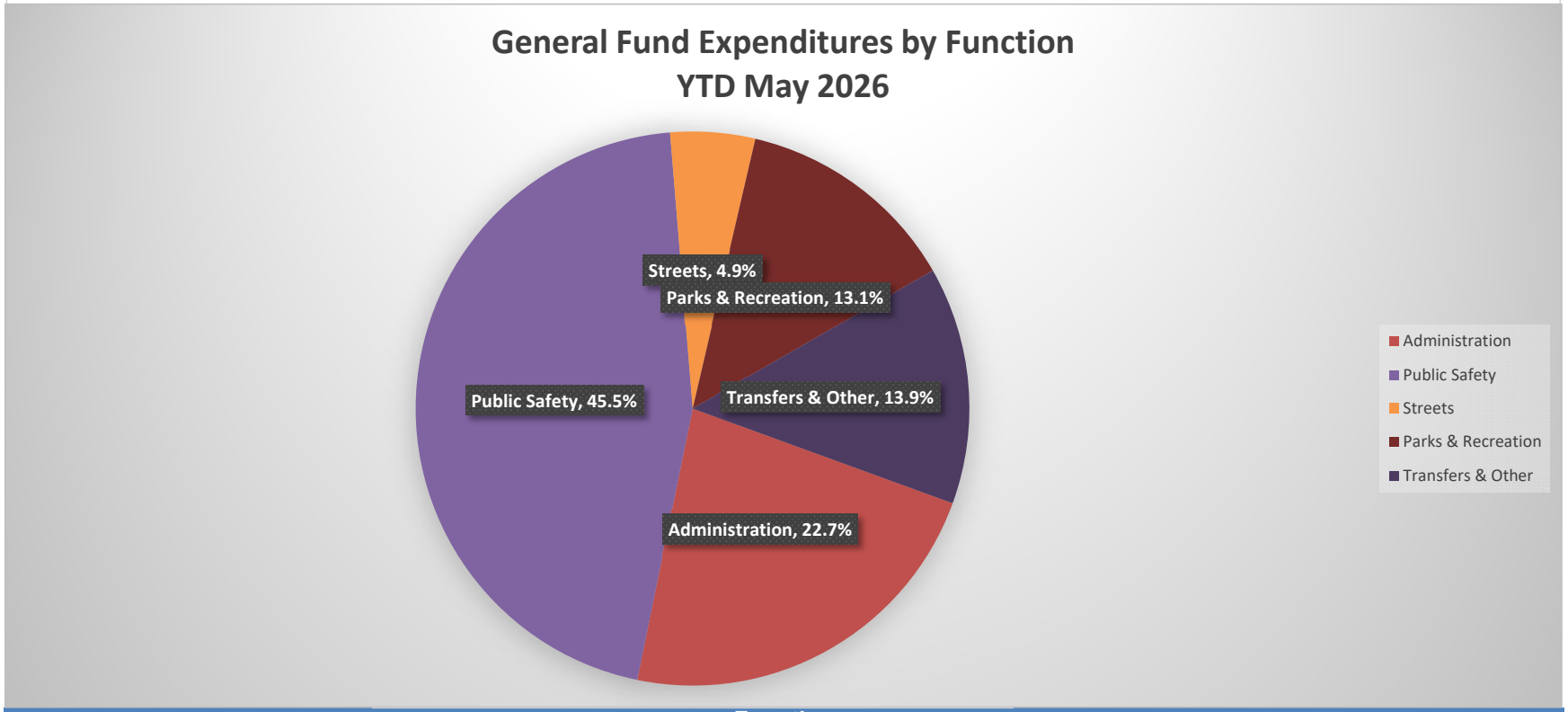

Function

Function	% of Total	Amount
Administration	22.7%	5,054,545
Public Safety	45.5%	10,148,482
Streets	4.9%	1,102,999
Parks & Recreation	13.1%	2,913,001
Transfers & Other	13.9%	3,090,172
Total		**22,309,198**

Department

Administration		Public Safety		Streets	1,102,999	Transfers & Other		Parks & Recreation	
City Commission	174,126	Police	4,605,444			Downtown	208,175	Library	44,799
City Clerk	633,492	Fire	4,740,580			Public Assistance	63,750	Recreation	945,249
City Manager	517,586	Fire - Ocean Rescue	464,227			Transfer to Land Conservation	0	Parks	1,166,535
Finance	760,987	Fire - Beach Rangers	0			Transfer to Capital Improvements	1,693,471	Peck	246,177
Information Technology	743,895	Code Enforcement	295,916			Transfer to Golf	286,256	MLK Center	64,984
Human Resources	317,430	Building - Flood Plain	42,316			Transfer to Airport	197,625	Youth	183,252
City Attorney	387,318					Transfer to Marina	436,393	Aquatics	262,005
Planning	507,462					Transfer to Fleet	204,502		
Planning - Greenway	132,422								
Facility Maintenance	679,117								
Non-Departmental	200,709								

General Fund Expenditures by Department
As a % of Total General Fund Expenditures
May 2026

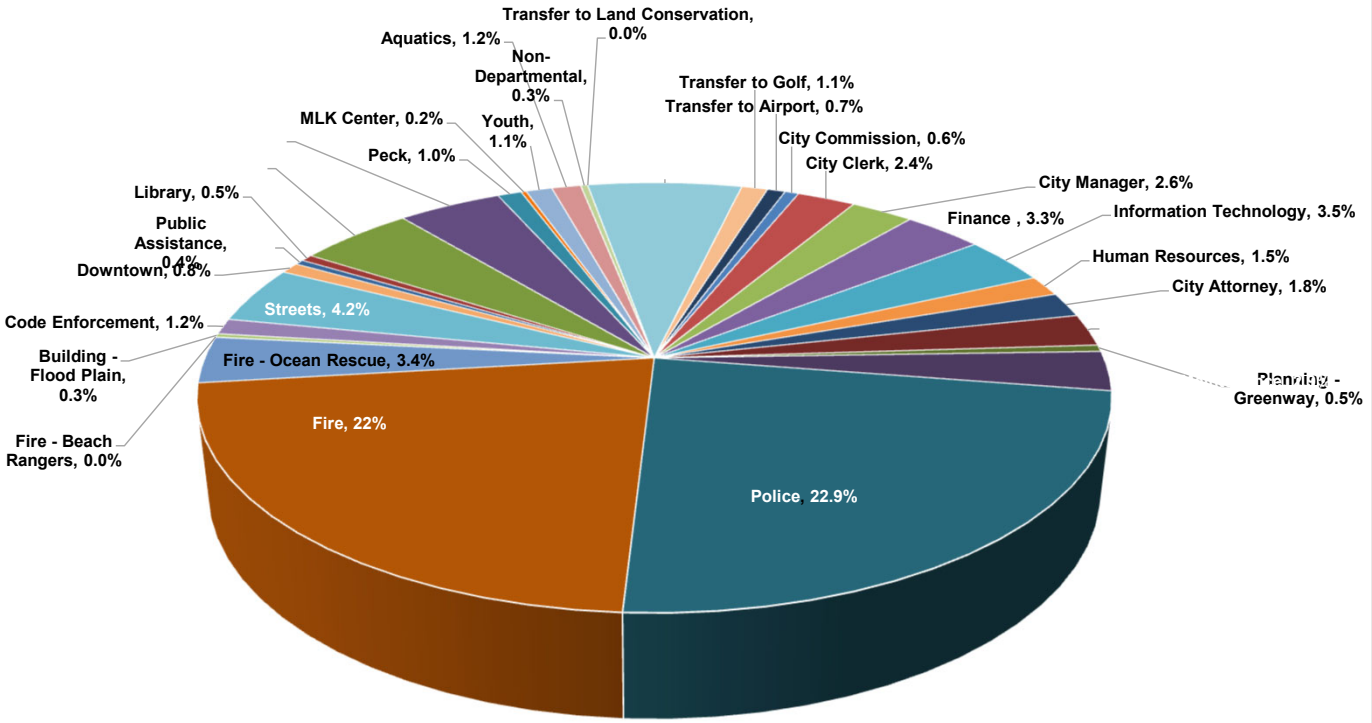

Department	Amount	% of Total
City Commission	19,051	0.6%
City Clerk	79,993	2.4%
City Manager	86,100	2.6%
Finance	109,031	3.3%
Information Technology	117,040	3.5%
Human Resources	50,411	1.5%
City Attorney	60,614	1.8%
Planning	78,123	2.3%
Planning - Greenway	16,161	0.5%
Facility Maintenance	96,312	2.9%
Police	763,360	22.9%
Fire	722,898	21.7%
Fire - Ocean Rescue	113,349	3.4%
Fire - Beach Rangers	(500)	0.0%
Building - Flood Plain	8,779	0.3%
Code Enforcement	38,515	1.2%
Streets	140,177	4.2%
Downtown	26,841	0.8%
Public Assistance	12,500	0.4%
Library	16,598	0.5%
Recreation	157,858	4.7%
Parks	142,676	4.3%
Peck	32,843	1.0%
MLK Center	6,913	0.2%
Youth	36,159	1.1%
Aquatics	39,894	1.2%
Non-Departmental	9,653	0.3%
Transfer to Land Conservation	0	0.0%
Transfer to Capital Improvements	211,684	6.3%
Transfer to Golf	35,782	1.1%
Transfer to Airport	24,703	0.7%
Transfer to Marina	54,549	1.6%
Transfer to Fleet	25,563	0.8%
Total	***3,333,628***	

City of Fernandina Beach
Total Golf Course Fund 410
Year to Date to May 2026

ORG	TYPE	OBJ	ACCOUNT DESCRIPTION	TOTAL REVISED BUDGET	TOTAL YTD ACTUAL	TOTAL MTD ACTUAL	REMAINING BUDGET
410	R	34710	GREEN FEES	(775,000)	(679,072)	(87,978)	(95,928)
		34713	GOLF CARTS	(460,000)	(419,821)	(54,538)	(40,179)
		34714	RANGE FEES	(160,000)	(128,160)	(19,625)	(31,840)
		34733	MEMBERSHIPS	(300,000)	(301,299)	(3,400)	1,299
		36990	OTHER REVENUE	0	(4,416)	99	4,416
		38101	FROM GENERAL FUND	(429,384)	(286,256)	(35,782)	(143,128)
		36992	GAIN ON SALE OF ASSET	(20,000)	(13,434)	(1,600)	(6,566)
		36110	INTEREST	0	(4,813)	(1,765)	4,813
		36980	CREDIT CARD CONVENIENCE FEES	(45,000)	(39,728)	(5,152)	(5,272)
	R Total			**(2,189,384)**	**(1,876,999)**	**(209,740)**	**(312,385)**
	E	51200	SALARIES	467,559	300,493	54,811	167,066
		51350	PART-TIME	434,791	243,524	44,486	191,267
		51400	OVERTIME	15,000	5,770	0	9,230
		52100	FICA	70,666	43,262	7,587	27,404
		52200	RETIREMENT	100,743	63,495	11,395	37,248
		52300	HEALTH INSUR	75,449	43,981	6,994	31,468
		52301	LIFE INSUR	1,407	932	120	476
		52350	OPEB COSTS	794	529	66	265
		52400	WORKERS' COMP	10,036	4,177	522	5,859
		53100	PROFESSIONAL SERVICES	2,500	1,632	0	868
		53200	AUDITING	3,221	2,147	268	1,074
		53400	CONTRACTUAL	23,224	13,421	2,014	9,803
		54000	TRAINING/TRAVEL	1,850	1,060	0	790
		54100	COMM - PHONE/FAX/ALARM	2,388	1,522	0	866
		54101	COMMUNICATIONS-CELLULAR	480	300	37	180
		54103	COMMUNICATIONS-INTERNET	3,520	1,923	262	1,597
		54200	POSTAGE	100	0	0	100
		54300	UTILITIES ELECTRIC	72,000	40,949	5,960	31,051
		54310	UTILITIES-WATER & WASTEWATER	8,100	5,228	598	2,872
		54400	RENTALS/LEASES	9,400	0	0	9,400
		54500	INSURANCE	46,280	23,009	2,876	23,271
		54610	R/M BLDG & GROUNDS	37,800	26,372	0	11,428
		54611	R/M FACILITIES	20,050	11,813	438	8,237
		54620	R/M EQUIPMENT	42,000	29,392	3,844	12,608

City of Fernandina Beach
Total Golf Course Fund 410
Year to Date to May 2026

ORG	TYPE	OBJ	ACCOUNT DESCRIPTION	TOTAL REVISED BUDGET	TOTAL YTD ACTUAL	TOTAL MTD ACTUAL	REMAINING BUDGET
410	E	54630	R/M VEHICLES-LABOR	1,120	1,119	0	1
		54640	R/M VEHICLES-PARTS	750	162	0	588
		54800	PROMOTIONAL	18,549	11,392	942	7,157
		55100	OFFICE SUPPLIES	1,000	931	73	69
		55200	OPERATING SUPPLIES	140,195	56,562	10,204	83,633
		55210	UNIFORMS	2,500	2,395	0	105
		55220	JANITORIAL SUPPLIES	4,400	1,395	0	3,005
		55230	GAS/OIL	21,000	15,511	3,571	5,489
		55240	CHEMICALS	180,000	55,536	3,209	124,464
		55400	BOOKS/SUBS/DUES	2,545	1,370	590	1,175
		55550	F&B COST OF SALES	0	(84)	0	84
		56400	MACH/EQUIP	5,000	4,188	0	812
			TRI DECK MOWER RE#823	18,139	18,139	0	0
			DAKOTA SPREADER RE#809	24,000	22,810	0	1,190
			CUSHMAN HAULER UTLTY CART-872	12,000	11,495	0	505
			BUFFALO BLOWER RE826	12,000	10,880	0	1,120
			GRASSHOPPER MOWER RE#829	28,000	26,542	0	1,458
			JOHN DEER GATOR RE#805	38,000	36,685	0	1,315
			CLUBCAR CUSHMAN	11,861	11,495	0	366
			IRRIGATION SYSTEM UPGRADE	105,000	86,236	86,236	7,639
			RANGE BALL DISPENSER	16,000	10,630	0	5,370
		57100	PRINCIPAL	144,000	71,000	0	73,000

City of Fernandina Beach
Total Golf Course Fund 410
Year to Date to May 2026

ORG	TYPE	OBJ	ACCOUNT DESCRIPTION	TOTAL REVISED BUDGET	TOTAL YTD ACTUAL	TOTAL MTD ACTUAL	REMAINING BUDGET
410	E	57200	INTEREST	19,408	10,572	0	8,836
		55201	CREDIT CARD FEES	54,000	45,479	5,971	8,521
		56300	GOLF CLUBHOUSE BAR RENOVATION	50,000	49,999	0	1
	E Total			**2,358,825**	**1,427,370**	**253,075**	**920,329**
410 Total				**169,441**	**(449,628)**	**43,335**	**607,944**
4107260	R	34790	TOPTRACER BAY SPONSORSHIP	(1,250)	(1,000)	(125)	(250)
	R Total			**(1,250)**	**(1,000)**	**(125)**	**(250)**
	E	54400	RENTALS/LEASES	10,000	8,000	0	2,000
	E Total			**10,000**	**8,000**	**0**	**2,000**
4107260 Total				**8,750**	**7,000**	**(125)**	**1,750**
4107261	R	34715	PRO SHOP SALES	(147,000)	(112,791)	(15,018)	(34,209)
		34719	GOLF INSTRUCTION	(33,000)	(21,265)	(2,475)	(11,735)
	R Total			**(180,000)**	**(134,056)**	**(17,493)**	**(45,944)**
	E	51350	PART TIME SALARIES	93,181	55,499	10,126	37,682
		51400	OVERTIME	3,500	1,988	0	1,512
		52100	FICA	7,397	4,398	775	2,999
		52400	WORKERS' COMP	1,842	417	52	1,425
		54970	PROGRAM COSTS	26,400	17,012	1,800	9,388
		55210	UNIFORMS	350	300	0	50
		55545	PRO SHOP COST OF SALES	75,000	61,008	7,437	13,992
	E Total			**207,670**	**140,622**	**20,190**	**67,048**
4107261 Total				**27,670**	**6,565**	**2,698**	**21,105**
4107262	R	34716	FOOD AND BEVERAGE	(499,550)	(365,241)	(49,015)	(134,309)
		34718	FACILITY RENTAL	(22,000)	(17,991)	(2,470)	(4,009)
	R Total			**(521,550)**	**(383,232)**	**(51,485)**	**(138,318)**
	E	51200	SALARIES	144,889	49,123	8,076	95,766
		51350	PART TIME SALARIES	91,290	73,797	14,349	17,493
		51400	OVERTIME	3,500	1,947	0	1,553

City of Fernandina Beach
Total Golf Course Fund 410
Year to Date to May 2026

ORG	TYPE	OBJ	ACCOUNT DESCRIPTION	TOTAL REVISED BUDGET	TOTAL YTD ACTUAL	TOTAL MTD ACTUAL	REMAINING BUDGET
4107262	E	52100	FICA	17,788	14,304	2,663	3,484
		52200	RETIREMENT	29,283	12,770	2,202	16,513
		52300	HEALTH INSUR	30,679	10,900	1,474	19,779
		52301	LIFE INSUR	407	139	18	268
		52400	WORKERS' COMP	3,314	1,371	171	1,943
		54400	RENTALS/LEASES	3,576	2,538	305	1,038
		54620	R/M EQUIPMENT	450	450	0	0
		55200	OPERATING SUPPLIES	18,550	12,490	2,623	6,060
		55210	UNIFORMS	350	300	0	50
		55550	F&B COST OF SALES	160,000	100,045	14,249	59,955
		56400	EQUIPMENT	7,000	0	0	7,000
	E Total			**511,076**	**280,175**	**46,129**	**230,901**
4107262 Total				**(10,474)**	**(103,057)**	**(5,356)**	**92,583**
Grand Total				**195,387**	**(539,120)**	**40,552**	**723,381**

Year-to-date Revenues exceed Expences by $ 539,120

Budgeted Capital Purchases to be completed $ 25,764

City of Fernandina Beach
Golf Course - Operations Income from Operations
Year to Date to May 2026

** EXCLUDES transfer from the General Fund, Cash Balance Forward, Capital Expenditures, Debt, and Reserves*

ORG	TYPE	OBJ	ACCOUNT DESCRIPTION	TOTAL REVISED BUDGET	TOTAL YTD ACTUAL	TOTAL MTD ACTUAL	REMAINING BUDGET
410	R	34710	GREEN FEES	(775,000)	(679,072)	(87,978)	(95,928)
		34713	GOLF CARTS	(460,000)	(419,821)	(54,538)	(40,179)
		34714	RANGE FEES	(160,000)	(128,160)	(19,625)	(31,840)
		34733	MEMBERSHIPS	(300,000)	(301,299)	(3,400)	1,299
		36990	OTHER REVENUE	0	(4,416)	99	4,416
		36992	GAIN ON SALE OF ASSET	(20,000)	(13,434)	(1,600)	(6,566)
		36110	INTEREST	0	(4,813)	(1,765)	4,813
		36980	CREDIT CARD CONVENIENCE FEES	(45,000)	(39,728)	(5,152)	(5,272)
	R Total			**(1,760,000)**	**(1,590,743)**	**(173,958)**	**(169,257)**
	E	51200	SALARIES	467,559	300,493	54,811	167,066
		51350	PART-TIME	434,791	243,524	44,486	191,267
		51400	OVERTIME	15,000	5,770	0	9,230
		52100	FICA	70,666	43,262	7,587	27,404
		52200	RETIREMENT	100,743	63,495	11,395	37,248
		52300	HEALTH INSUR	75,449	43,981	6,994	31,468
		52301	LIFE INSUR	1,407	932	120	476
		52350	OPEB COSTS	794	529	66	265
		52400	WORKERS' COMP	10,036	4,177	522	5,859
		53100	PROFESSIONAL SERVICES	2,500	1,632	0	868
		53200	AUDITING	3,221	2,147	268	1,074
		53400	CONTRACTUAL	23,224	13,421	2,014	9,803
		54000	TRAINING/TRAVEL	1,850	1,060	0	790
		54100	COMM - PHONE/FAX/ALARM	2,388	1,522	0	866
		54101	COMMUNICATIONS-CELLULAR	480	300	37	180
		54103	COMMUNICATIONS-INTERNET	3,520	1,923	262	1,597
		54200	POSTAGE	100	0	0	100
		54300	UTILITIES ELECTRIC	72,000	40,949	5,960	31,051
		54310	UTILITIES-WATER & WASTEWATER	8,100	5,228	598	2,872
		54400	RENTALS/LEASES	9,400	0	0	9,400
		54500	INSURANCE	46,280	23,009	2,876	23,271
		54610	R/M BLDG & GROUNDS (1)	37,800	26,372	0	11,428
		54611	R/M FACILITIES	20,050	11,813	438	8,237

City of Fernandina Beach
Golf Course - Operations Income from Operations
Year to Date to May 2026

** EXCLUDES transfer from the General Fund, Cash Balance Forward, Capital Expenditures, Debt, and Reserves*

ORG	TYPE	OBJ	ACCOUNT DESCRIPTION	TOTAL REVISED BUDGET	TOTAL YTD ACTUAL	TOTAL MTD ACTUAL	REMAINING BUDGET
410	E	54620	R/M EQUIPMENT	42,000	29,392	3,844	12,608
		54630	R/M VEHICLES-LABOR	1,120	1,119	0	1
		54640	R/M VEHICLES-PARTS	750	162	0	588
		54800	PROMOTIONAL	18,549	11,392	942	7,157
		55100	OFFICE SUPPLIES	1,000	931	73	69
		55200	OPERATING SUPPLIES	140,195	56,562	10,204	83,633
		55210	UNIFORMS	2,500	2,395	0	105
		55220	JANITORIAL SUPPLIES	4,400	1,395	0	3,005
		55230	GAS/OIL	21,000	15,511	3,571	5,489
		55240	CHEMICALS	180,000	55,536	3,209	124,464
		55400	BOOKS/SUBS/DUES	2,545	1,370	590	1,175
		55550	F&B COST OF SALES	0	(84)	0	84
		55201	CREDIT CARD FEES	54,000	45,479	5,971	8,521
	E Total			**1,875,417**	**1,056,700**	**166,839**	**818,717**
Grand Total				**115,417**	**(534,043)**	**(7,119)**	**649,460**

Year-to-date Operating Revenues exceed Expenditures by $ 534,043

City of Fernandina Beach
Golf Course - Toptracer
Year to Date to May 2026

ORG	TYPE	OBJ	ACCOUNT DESCRIPTION	TOTAL REVISED BUDGET	TOTAL YTD ACTUAL	TOTAL MTD ACTUAL	REMAINING BUDGET
4107260	R	34790	TOPTRACER BAY SPONSORSHIP	(1,250)	(1,000)	(125)	(250)
	R Total			**(1,250)**	**(1,000)**	**(125)**	**(250)**
	E	54400	RENTALS/LEASES	10,000	8,000	0	2,000
	E Total			**10,000**	**8,000**	**0**	**2,000**
Grand Total				**8,750**	**7,000**	**(125)**	**1,750**

		BUDGETED	YTD ACTUAL	MTD ACTUAL
Bay Rentals		1,250.00	1,000.00	125.00
Operating Cost		10,000.00	8,000.00	0.00
Gross Profit/(Loss)		(8,750.00)	(7,000.00)	125.00
	Gross Profit %	-87.50%	-87.50%	#DIV/0!

City of Fernandina Beach
Golf Course - Proshop
Year to Date to May 2026

ORG	TYPE	OBJ	ACCOUNT DESCRIPTION	TOTAL REVISED BUDGET	TOTAL YTD ACTUAL	TOTAL MTD ACTUAL	REMAINING BUDGET
4107261	R	34715	PRO SHOP SALES	(147,000)	(112,791)	(15,018)	(34,209)
		34719	GOLF INSTRUCTION	(33,000)	(21,265)	(2,475)	(11,735)
	R Total			**(180,000)**	**(134,056)**	**(17,493)**	**(45,944)**
	E	51350	PART TIME SALARIES	93,181	55,499	10,126	37,682
		51400	OVERTIME	3,500	1,988	0	1,512
		52100	FICA	7,397	4,398	775	2,999
		52400	WORKERS' COMP	1,842	417	52	1,425
		54970	PROGRAM COSTS	26,400	17,012	1,800	9,388
		55210	UNIFORMS	350	300	0	50
		55545	PRO SHOP COST OF SALES	75,000	61,008	7,437	13,992
	E Total			**207,670**	**140,622**	**20,190**	**67,048**
Grand Total				**27,670**	**6,565**	**2,698**	**21,105**

	BUDGETED	TD ACTUA	TD ACTUAL
Pro Shop Sales	180,000	134,056	17,493
Pro Shop Cost of Sales	207,670	140,622	20,190
Gross Profit/(Loss)	(27,670)	(6,565)	(2,698)
Gross Profit %	-15%	-5%	-15%

City of Fernandina Beach
Golf Course - Food and Beverage
Year to Date to May 2026

TYPE	ORG	OBJ	ACCOUNT DESCRIPTION	TOTAL REVISED BUDGET	TOTAL YTD ACTUAL	TOTAL MTD ACTUAL	REMAINING BUDGET
R	4107262	34716	FOOD AND BEVERAGE	(499,550)	(365,241)	(49,015)	(134,309)
		34718	FACILITY RENTAL	(22,000)	(17,991)	(2,470)	(4,009)
	4107262 Total			**(521,550)**	**(383,232)**	**(51,485)**	**(138,318)**
R Total				**(521,550)**	**(383,232)**	**(51,485)**	**(138,318)**
E	4107262	51200	SALARIES	144,889	49,123	8,076	95,766
		51350	PART TIME SALARIES	91,290	73,797	14,349	17,493
		51400	OVERTIME	3,500	1,947	0	1,553
		52100	FICA	17,788	14,304	2,663	3,484
		52200	RETIREMENT	29,283	12,770	2,202	16,513
		52300	HEALTH INSUR	30,679	10,900	1,474	19,779
		52301	LIFE INSUR	407	139	18	268
		52400	WORKERS' COMP	3,314	1,371	171	1,943
		54400	RENTALS/LEASES	3,576	2,538	305	1,038
		54620	R/M EQUIPMENT	450	450	0	0
		55200	OPERATING SUPPLIES	18,550	12,490	2,623	6,060
		55210	UNIFORMS	350	300	0	50
		55550	F&B COST OF SALES	160,000	100,045	14,249	59,955
		56400	EQUIPMENT	7,000	0	0	7,000
	4107262 Total			**511,076**	**280,175**	**46,129**	**230,901**
E Total				**511,076**	**280,175**	**46,129**	**230,901**
Grand Total				**(10,474)**	**(103,057)**	**(5,356)**	**92,583**

	BUDGETED	YTD ACTUAL	MTD ACTUAL
Food and Beverage	521,550	383,232	51,485
Cost of Food and Beverage	511,076	280,175	46,129
Gross Profit/(Loss)	10,474	103,057	5,356
Gross Profit %	2.01%	26.89%	10.40%

CAPITAL EXPANSION FUND
May 2026

	FY24-25 BALANCE FORWARD	FY25-26 REVENUE	FY25-26 INTEREST	FY25-26 EXPENSES	FY25-26 BALANCE
POLICE	530,061.59	21,174.89	6,367.44	-	557,603.92
FIRE	542,277.64	29,319.08	6,514.18	-	578,110.90
SANITATION	-	-	-	-	-
RECREATION/PARKS	3,663,120.98	273,228.53	44,003.73	773,329.56	3,207,023.68
ADMINISTRATION	1,832,769.58	35,834.44	22,016.38	1,882,585.85	8,034.55
	6,568,229.79	359,556.94	78,901.73	2,655,915.41	4,350,773.05

YTD Interest Earnings 78,901.73

Budgeted Expenditures Remaining to be Completed FY26

ADMINISTRATION		**22,497**
New Sidewalks	22,496.51	
POLICE		**45,000**
DRONE	20,000.00	
Police Equipment	10,000.00	
Equipment for additional officer: uniforms, body armorer, weapons, duty gear and radio.	15,000.00	
RECREATION/PARKS		**2,122,388**
Engineering, design, and construction plans for Ybor Regional Sports Complex	85,983.00	
Cemetery Columbarium	52,220.00	
MLK Softball Field Expansion	1,423,780.00	
Completion of Waterfront Park	560,405.44	

Budget Summary

May 2026

FERNANDINA BEACH
FLORIDA

General Fund Revenues

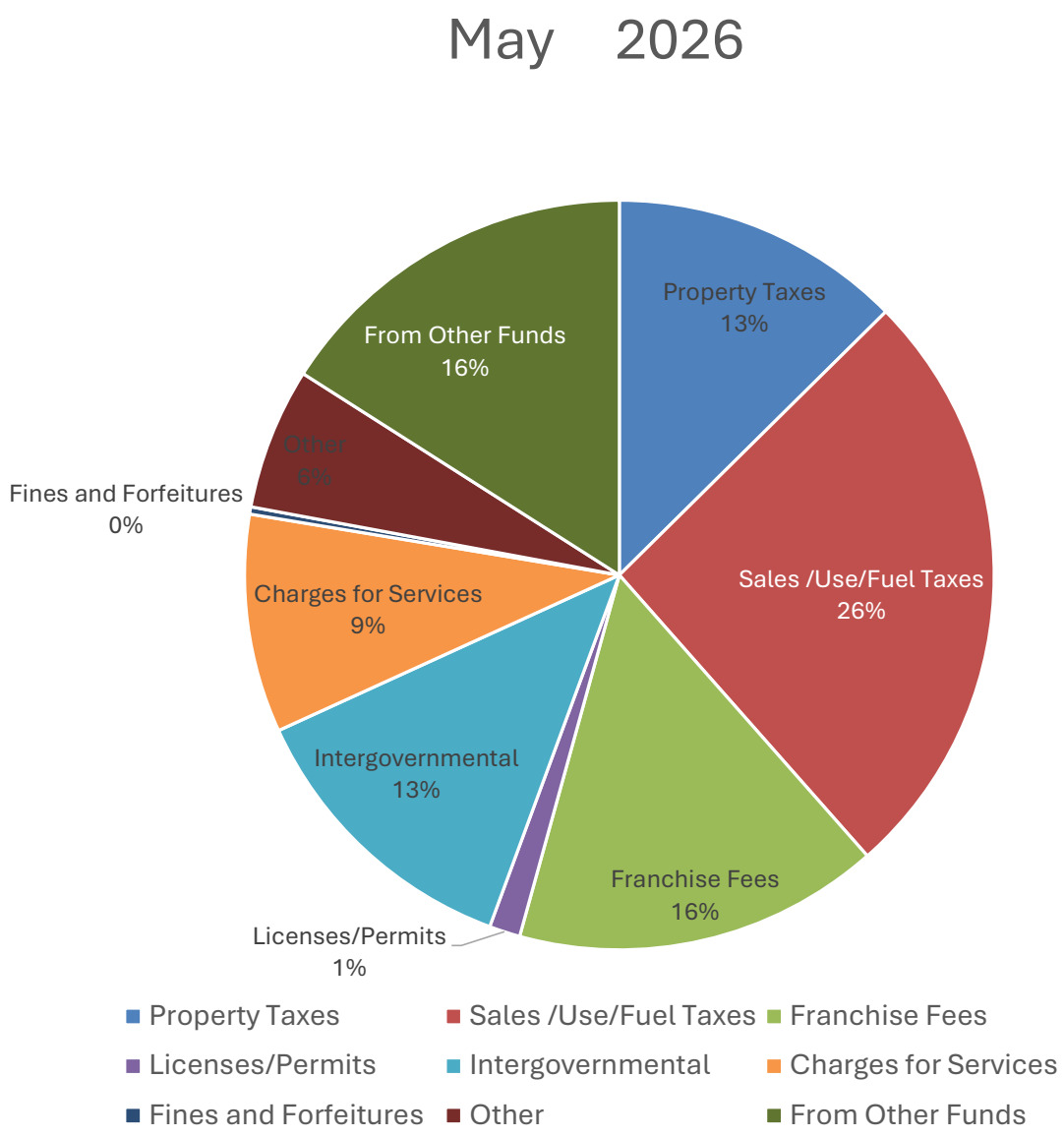

General Fund Revenues
This Year Vs Last Year

GENERAL FUND (001)	FY2026 Revised Budget	FY2026 Current Month	FY2026 YTD	%
REVENUES:				
Property Taxes	$ 21,219,017	198,444	$ 20,943,077	98.7%
Sales /Use/Fuel Taxes	3,287,738	407,811	2,164,364	65.8%
Franchise Fees	1,787,000	248,716	1,444,952	80.9%
Licenses/Permits	524,100	21,040	395,619	75.5%
Intergovernmental	1,800,623	197,873	1,559,316	86.6%
Charges for Services	1,727,714	148,333	1,410,116	81.6%
Fines and Forfeitures	36,000	4,962	14,389	40.0%
Other	700,327	96,228	376,929	53.8%
Subtotal	31,082,519	1,323,406	28,308,761	91.1%

Year to date revenues not including interfund transfers: $28,308,761

FY25 Revenues for the same period: $26,433,984

Year-to-Date General Fund

Expenditures by Function

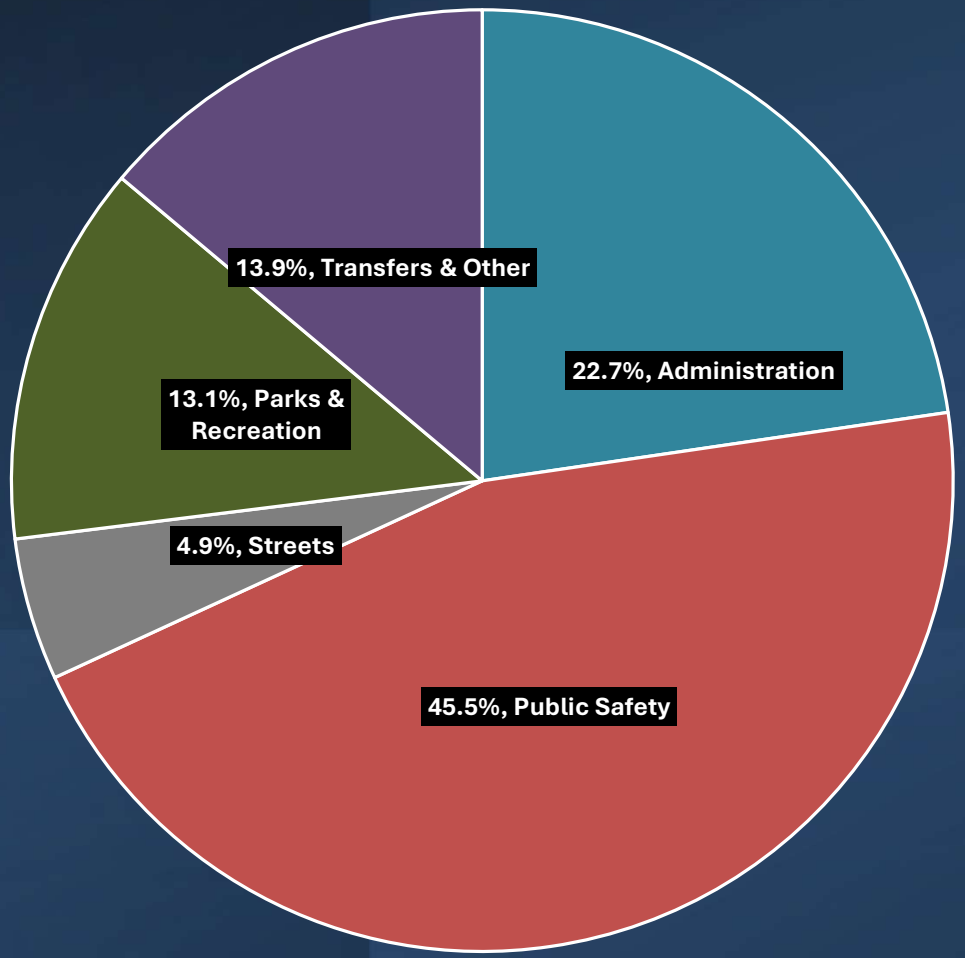

General Fund Departments

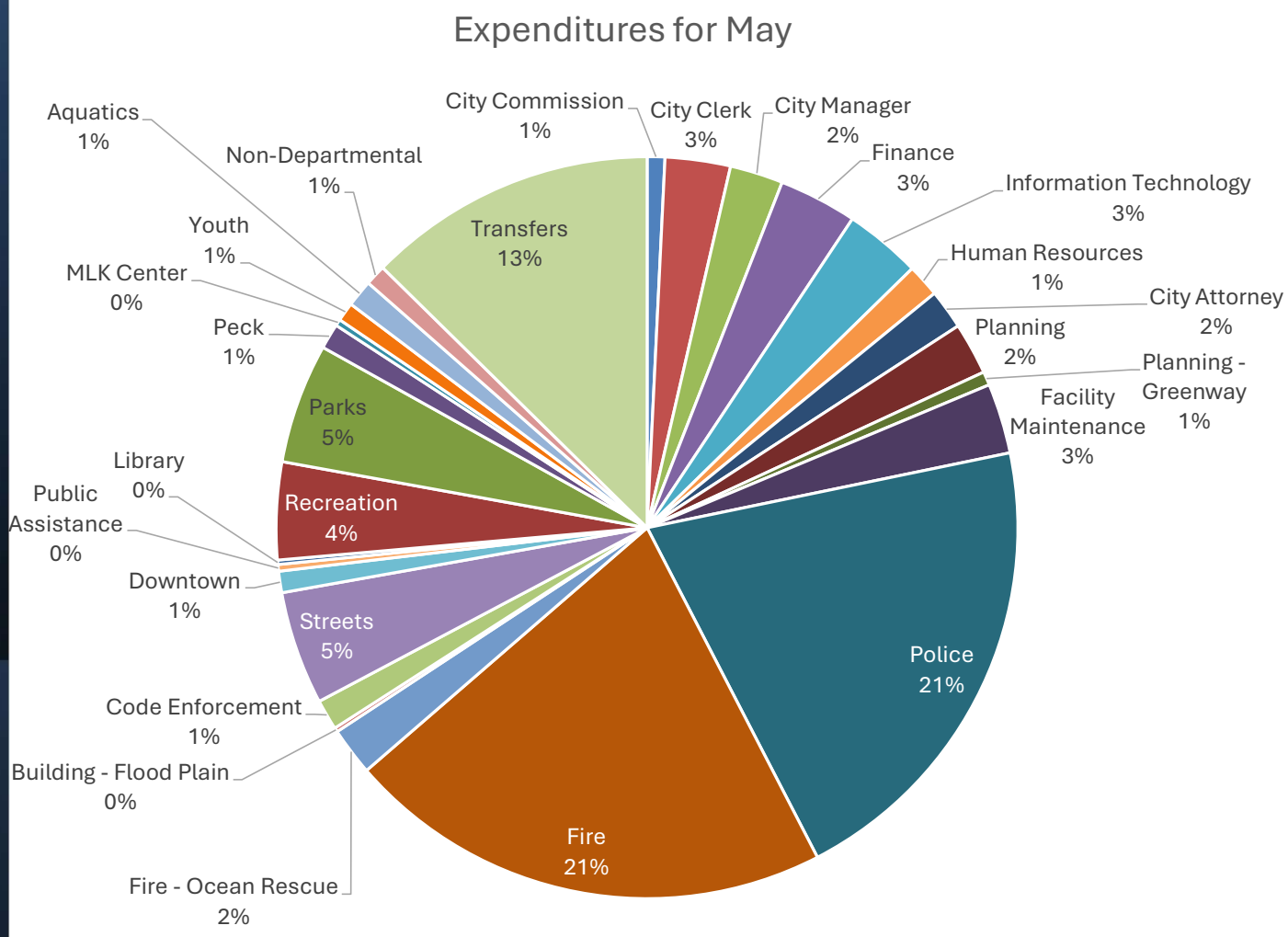

General Fund – Fund Balance

May 2026

Fund Balance
$20,510,209

May 2025

Fund Balance
$17,369,720

Special Revenue Funds Balances

SPECIAL REVEMUE FUND BALANCES	BEGINNING	CURRENT MONTH ACTIVITY	YTD ACTIVITY
100 Law Enforcement Trust (LETF)	4,190	53	9,741
110 Federal Forfeiture	108,287	7,332	9,927
125 Tree Trust	568,631	(148,649)	(173,141)
126 Historic District (HDC)	119,861	3,209	9,310
127 Parking Special Revenue Fund	-	78,035	318,598
135 Land Conservation Trust	258,413	994	2,965
140 Building Fees Fund	1,650,360	(75,006)	(370,414)
145 Wastewater Capacity Fees	351,028	(6,814)	(193,326)
146 Water Capacity Fees	109,260	4,545	11,777
150 Utility Tax	1,128,738	333,411	271,004
170 Cemetery	1,743,805	15,073	84,760
180 Community Redevelopment Area	591,307	1,119	(159,069)
190 Law Enforcement Recovery	423,599	30,112	20,594

Special Revenue Funds - amounts shown include budgeted cash balance forward and reserves.

Capital Improvement Funds

- ***300 Capital Improvement***
  - ***Cash Balance Forward $2,951,120***
  - ***2026 Revenue 2,692,625***
  - ***Less: Expenditures (2,917,784)***
  - ***Calculated Fund Balance $2,725,961***
- ***315 Other Capital Improvement***
  - ***Cash Balance Forward $2,248,028***
  - ***2026 Revenue 23,174***
  - ***Less: Expenditures (651,142)***
  - ***Calculated Fund Balance $1,620,061***
- ***330 Wastewater Improvement Fund***
  - ***Cash Balance Forward $10,419,519***
  - ***2026 Revenue 190,502***
  - ***Less: Expenditures (65,195)***
  - ***Calculated Fund Balance $10,544,826***



Capital Expansion Fund 310

May 2026

Function	Beginning	Revenue	Interest	Expense	Ending
Police	$530,062	$21,175	$6,367	$0	$557,604
Fire	542,278	29,319	6,514	0	578,111
Recreation	3,663,121	273,229	44,004	773,330	3,207,024
Administrative	1,832,770	35,834	22,016	1,882,586	8,035



Enterprise Funds

- Enterprise funds are expected to fund operations through charges for services.
- Ideally, the funds will generate an excess of revenues over expenditures in their operations, which is then available for debt payments, contingencies and capital purchases.
- The City has 7 Business Class Funds
  - Fund 410 – Golf
  - Fund 420 – Airport
  - Fund 440 – Sanitation
  - Fund 450 – Wastewater
  - Fund 460 – Water
  - Fund 470 – Stormwater
  - Fund 480 - Marina

Questions?

FERNANDINA BEACH
FLORIDA

City of Fernandina Beach
YEAR-TO-DATE BUDGET REPORT

FOR 2026 08

ACCOUNTS FOR: 0011100 CITY COMMISSION

	ORIGINAL APPROP	REVISED BUDGET	YTD EXPENDED	MTD EXPENDED	ENCUMBRANCES	AVAILABLE BUDGET	% USED
0011100 51100	COMMISSION SALARIES						
	90,000.00	90,000.00	58,104.55	10,384.65	0.00	31,895.45	64.6%
0011100 52100	FICA						
	6,885.00	6,885.00	4,445.00	794.40	0.00	2,440.00	64.6%
0011100 52200	RETIREMENT						
	0.00	0.00	0.00	0.00	0.00	0.00	.0%
0011100 52300	HEALTH INSUR						
	0.00	0.00	0.00	0.00	0.00	0.00	.0%
0011100 52301	LIFE INSUR						
	0.00	0.00	0.00	0.00	0.00	0.00	.0%
0011100 52400	WORKERS' COMP						
	470.00	470.00	38.68	4.83	0.00	431.32	8.2%
0011100 52500	UNEMPLOYMENT						
	0.00	0.00	0.00	0.00	0.00	0.00	.0%
0011100 53100	PROFESSIONAL SERVICES						
	127,000.00	127,000.00	76,250.00	6,250.00	0.00	50,750.00	60.0%
0011100 53400	CONTRACTUAL						
	2,580.00	2,580.00	720.00	90.00	0.00	1,860.00	27.9%
0011100 54000	TRAINING/TRAVEL						
	6,500.00	6,500.00	4,588.14	773.10	0.00	1,911.86	70.6%
0011100 54101	COMMUNICATIONS-CELLULAR						
	0.00	0.00	0.00	0.00	0.00	0.00	.0%
0011100 54500	INSURANCE						
	5,122.00	5,122.00	2,612.00	326.50	0.00	2,510.00	51.0%
0011100 54620	R/M EQUIPMENT						
	0.00	0.00	0.00	0.00	0.00	0.00	.0%
0011100 54700	PRINTING						
	5,750.00	5,750.00	2,658.50	428.00	0.00	3,091.50	46.2%
0011100 54800	PROMOTIONAL						
	17,500.00	17,500.00	17,500.00	0.00	0.00	0.00	100.0%
0011100 55100	OFFICE SUPPLIES						
	0.00	0.00	0.00	0.00	0.00	0.00	.0%
0011100 55200	OPERATING SUPPLIES						
	3,080.00	3,080.00	2,591.03	0.00	0.00	488.97	84.1%
0011100 55210	UNIFORMS						
	500.00	500.00	0.00	0.00	0.00	500.00	.0%
0011100 55400	BOOKS/SUBS/DUES						
	3,507.00	3,507.00	3,047.00	0.00	0.00	460.00	86.9%
0011100 55611	COMMUNITY SERVICES						
	0.00	1,573.00	1,571.41	0.00	0.00	1.59	99.9%
TOTAL CITY COMMISSION							
	268,894.00	270,467.00	174,126.31	19,051.48	0.00	96,340.69	64.4%
TOTAL EXPENSES							
	268,894.00	270,467.00	174,126.31	19,051.48	0.00	96,340.69	

City of Fernandina Beach
YEAR-TO-DATE BUDGET REPORT

FOR 2026 08

ACCOUNTS FOR: 0011200 CITY CLERK

	ORIGINAL APPROP	REVISED BUDGET	YTD EXPENDED	MTD EXPENDED	ENCUMBRANCES	AVAILABLE BUDGET	% USED
0011200 51200	SALARIES						
	444,647.00	444,647.00	295,757.49	49,454.43	0.00	148,889.51	66.5%
0011200 51300	SEASONAL/TEMPORARY						
	0.00	0.00	0.00	0.00	0.00	0.00	.0%
0011200 51350	PART-TIME						
	43,253.00	43,253.00	26,685.97	5,148.43	0.00	16,567.03	61.7%
0011200 51400	OVERTIME						
	0.00	0.00	0.00	0.00	0.00	0.00	.0%
0011200 52100	FICA						
	36,066.00	36,066.00	23,226.66	4,086.50	0.00	12,839.34	64.4%
0011200 52200	RETIREMENT						
	87,317.00	87,317.00	58,104.39	10,281.58	0.00	29,212.61	66.5%
0011200 52300	HEALTH INSUR						
	60,478.00	60,478.00	37,053.43	4,940.24	0.00	23,424.57	61.3%
0011200 52301	LIFE INSUR						
	1,237.00	1,237.00	855.25	107.50	0.00	381.75	69.1%
0011200 52400	WORKERS' COMP						
	470.00	470.00	196.68	24.58	0.00	273.32	41.8%
0011200 52500	UNEMPLOYMENT						
	0.00	0.00	0.00	0.00	0.00	0.00	.0%
0011200 53100	PROFESSIONAL SERVICES						
	3,200.00	3,200.00	2,093.35	0.00	0.00	1,106.65	65.4%
0011200 53400	CONTRACTUAL						
	210,188.00	210,188.00	170,813.69	2,785.64	0.00	39,374.31	81.3%
0011200 54000	TRAINING/TRAVEL						
	9,625.00	9,625.00	2,732.32	1,824.94	0.00	6,892.68	28.4%
0011200 54100	COMM - PHONE/FAX/ALARM						
	2,562.00	2,562.00	1,042.45	0.00	0.00	1,519.55	40.7%
0011200 54101	COMMUNICATIONS-CELLULAR						
	1,126.00	1,126.00	666.22	124.88	0.00	459.78	59.2%
0011200 54300	UTILITIES ELECTRIC						
	0.00	0.00	0.00	0.00	0.00	0.00	.0%
0011200 54500	INSURANCE						
	0.00	0.00	0.00	0.00	0.00	0.00	.0%
0011200 54620	R/M EQUIPMENT						
	0.00	0.00	0.00	0.00	0.00	0.00	.0%
0011200 54630	R/M VEHICLES-LABOR						
	0.00	0.00	0.00	0.00	0.00	0.00	.0%
0011200 54640	R/M VEHICLES-PARTS						
	0.00	0.00	0.00	0.00	0.00	0.00	.0%
0011200 54700	PRINTING						
	25,000.00	25,000.00	10,095.00	1,025.00	0.00	14,905.00	40.4%
0011200 54800	PROMOTIONAL						
	1,000.00	1,000.00	0.00	0.00	0.00	1,000.00	.0%

City of Fernandina Beach
YEAR-TO-DATE BUDGET REPORT

FOR 2026 08

ACCOUNTS FOR: 0011200 CITY CLERK

	ORIGINAL APPROP	REVISED BUDGET	YTD EXPENDED	MTD EXPENDED	ENCUMBRANCES	AVAILABLE BUDGET	% USED
0011200 54912	ELECTIONS						
	37,200.00	37,200.00	100.38	0.00	0.00	37,099.62	.3%
0011200 54970	YOUTH ADVISORY COMM DONATIONS						
	3,000.00	3,000.00	1,036.25	0.00	0.00	1,963.75	34.5%
0011200 55100	OFFICE SUPPLIES						
	1,500.00	1,500.00	110.72	0.00	0.00	1,389.28	7.4%
0011200 55200	OPERATING SUPPLIES						
	2,615.00	2,615.00	1,013.52	0.00	0.00	1,601.48	38.8%
0011200 55210	UNIFORMS						
	250.00	250.00	0.00	0.00	0.00	250.00	.0%
0011200 55230	GAS/OIL						
	0.00	0.00	0.00	0.00	0.00	0.00	.0%
0011200 55400	BOOKS/SUBS/DUES						
	2,739.00	2,739.00	1,908.18	188.99	0.00	830.82	69.7%
0011200 56300	IMPROVEMENTS						
	0.00	0.00	0.00	0.00	0.00	0.00	.0%
0011200 56400	MACH/EQUIP						
	0.00	0.00	0.00	0.00	0.00	0.00	.0%
0011200 56401	EQUIP-NON CAPITAL						
	2,000.00	2,000.00	0.00	0.00	0.00	2,000.00	.0%
TOTAL CITY CLERK							
	975,473.00	975,473.00	633,491.95	79,992.71	0.00	341,981.05	64.9%
TOTAL EXPENSES							
	975,473.00	975,473.00	633,491.95	79,992.71	0.00	341,981.05	

City of Fernandina Beach
YEAR-TO-DATE BUDGET REPORT

FOR 2026 08

ACCOUNTS FOR: 0011210 CITY MANAGER

		ORIGINAL APPROP	REVISED BUDGET	YTD EXPENDED	MTD EXPENDED	ENCUMBRANCES	AVAILABLE BUDGET	% USED
0011210 51200	SALARIES	529,331.00	529,331.00	368,952.35	65,418.08	0.00	160,378.65	69.7%
0011210 51300	SEASONAL/TEMPORARY	0.00	0.00	0.00	0.00	0.00	0.00	.0%
0011210 51350	PART-TIME	0.00	0.00	0.00	0.00	0.00	0.00	.0%
0011210 51400	OVERTIME	0.00	0.00	0.00	0.00	0.00	0.00	.0%
0011210 52100	FICA	37,491.00	37,491.00	26,196.39	5,244.85	0.00	11,294.61	69.9%
0011210 52200	RETIREMENT	83,337.00	83,337.00	59,333.29	10,799.16	0.00	24,003.71	71.2%
0011210 52300	HEALTH INSUR	44,511.00	44,511.00	26,289.57	3,470.62	0.00	18,221.43	59.1%
0011210 52301	LIFE INSUR	1,300.00	1,300.00	1,105.00	142.00	0.00	195.00	85.0%
0011210 52400	WORKERS' COMP	1,858.00	1,858.00	332.00	41.50	0.00	1,526.00	17.9%
0011210 52500	UNEMPLOYMENT	0.00	0.00	0.00	0.00	0.00	0.00	.0%
0011210 53100	PROFESSIONAL SERVICES	20,000.00	20,000.00	13,471.06	-338.94	0.00	6,528.94	67.4%
0011210 53100 23061	PROFESSIONAL SERVICES	0.00	0.00	0.00	0.00	0.00	0.00	.0%
0011210 53400	CONTRACTUAL	3,767.00	3,767.00	1,706.65	192.40	0.00	2,060.35	45.3%
0011210 53900	AUTO ALLOWANCE	6,500.00	6,500.00	3,696.42	500.00	0.00	2,803.58	56.9%
0011210 53910	HOUSING ALLOWANCE	0.00	0.00	0.00	0.00	0.00	0.00	.0%
0011210 54000	TRAINING/TRAVEL	9,375.00	8,675.00	5,401.06	278.00	0.00	3,273.94	62.3%
0011210 54100	COMM - PHONE/FAX/ALARM	812.00	812.00	722.45	0.00	0.00	89.55	89.0%
0011210 54101	COMMUNICATIONS-CELLULAR	1,800.00	1,800.00	1,339.28	150.00	0.00	460.72	74.4%
0011210 54620	R/M EQUIPMENT	0.00	0.00	0.00	0.00	0.00	0.00	.0%
0011210 54630	R/M VEHICLES-LABOR	750.00	750.00	500.00	62.50	0.00	250.00	66.7%
0011210 54640	R/M VEHICLES-PARTS	1,000.00	1,700.00	1,562.63	0.00	0.00	137.37	91.9%
0011210 54700	PRINTING	1,250.00	1,250.00	81.06	0.00	0.00	1,168.94	6.5%

City of Fernandina Beach
YEAR-TO-DATE BUDGET REPORT

FOR 2026 08

ACCOUNTS FOR: 0011210 CITY MANAGER

	ORIGINAL APPROP	REVISED BUDGET	YTD EXPENDED	MTD EXPENDED	ENCUMBRANCES	AVAILABLE BUDGET	% USED
0011210 54800	PROMOTIONAL						
	0.00	0.00	0.00	0.00	0.00	0.00	.0%
0011210 54901	SPECIAL EVENTS						
	0.00	0.00	0.00	0.00	0.00	0.00	.0%
0011210 54970	YOUTH ADVISORY PROGRAM COST						
	0.00	0.00	0.00	0.00	0.00	0.00	.0%
0011210 55100	OFFICE SUPPLIES						
	500.00	500.00	164.21	11.19	0.00	335.79	32.8%
0011210 55200	OPERATING SUPPLIES						
	1,065.00	1,065.00	206.63	0.00	0.00	858.37	19.4%
0011210 55210	UNIFORMS						
	400.00	400.00	117.85	0.00	0.00	282.15	29.5%
0011210 55230	GAS/OIL						
	1,500.00	1,500.00	927.35	83.17	0.00	572.65	61.8%
0011210 55400	BOOKS/SUBS/DUES						
	5,500.00	5,500.00	5,480.41	45.51	0.00	19.59	99.6%
0011210 56400	MACH/EQUIP						
	0.00	0.00	0.00	0.00	0.00	0.00	.0%
0011210 56401	EQUIP-NON CAPITAL						
	0.00	0.00	0.00	0.00	0.00	0.00	.0%
TOTAL CITY MANAGER							
	752,047.00	752,047.00	517,585.66	86,100.04	0.00	234,461.34	68.8%
TOTAL EXPENSES							
	752,047.00	752,047.00	517,585.66	86,100.04	0.00	234,461.34	

City of Fernandina Beach
YEAR-TO-DATE BUDGET REPORT

FOR 2026 08

ACCOUNTS FOR: 0011300 FINANCE

		ORIGINAL APPROP	REVISED BUDGET	YTD EXPENDED	MTD EXPENDED	ENCUMBRANCES	AVAILABLE BUDGET	% USED
0011300 51200	SALARIES	571,499.00	573,458.00	374,132.00	66,441.64	0.00	199,326.00	65.2%
0011300 51300	SEASONAL/TEMPORARY	0.00	0.00	0.00	0.00	0.00	0.00	.0%
0011300 51350	PART-TIME	52,145.00	52,145.00	34,604.71	6,483.44	0.00	17,540.29	66.4%
0011300 51400	OVERTIME	0.00	0.00	0.00	0.00	0.00	0.00	.0%
0011300 52100	FICA	44,668.00	44,668.00	29,270.84	5,310.11	0.00	15,397.16	65.5%
0011300 52200	RETIREMENT	104,370.00	105,713.00	69,012.77	12,233.36	0.00	36,700.23	65.3%
0011300 52300	HEALTH INSUR	111,744.00	112,009.00	69,636.51	9,404.94	0.00	42,372.49	62.2%
0011300 52301	LIFE INSUR	1,638.00	1,750.00	1,148.75	145.00	0.00	601.25	65.6%
0011300 52400	WORKERS' COMP	752.00	752.00	256.00	32.00	0.00	496.00	34.0%
0011300 52500	UNEMPLOYMENT	0.00	0.00	0.00	0.00	0.00	0.00	.0%
0011300 53100	PROFESSIONAL SERVICES	5,200.00	5,200.00	86.50	86.50	0.00	5,113.50	1.7%
0011300 53200	AUDITING	21,705.00	21,705.00	14,470.00	1,808.75	0.00	7,235.00	66.7%
0011300 53400	CONTRACTUAL	188,320.00	184,641.00	142,834.35	690.84	2,087.50	39,719.15	78.5%
0011300 54000	TRAINING/TRAVEL	12,399.00	12,399.00	8,417.45	2,396.95	0.00	3,981.55	67.9%
0011300 54100	COMM - PHONE/FAX/ALARM	1,612.00	1,612.00	1,522.45	0.00	0.00	89.55	94.4%
0011300 54101	COMMUNICATIONS-CELLULAR	600.00	600.00	369.64	50.00	0.00	230.36	61.6%
0011300 54300	UTILITIES ELECTRIC	0.00	0.00	0.00	0.00	0.00	0.00	.0%
0011300 54610	R/M BLDG & GROUNDS	0.00	0.00	0.00	0.00	0.00	0.00	.0%
0011300 54620	R/M EQUIPMENT	0.00	0.00	0.00	0.00	0.00	0.00	.0%
0011300 54700	PRINTING	4,150.00	4,150.00	3,037.26	0.00	0.00	1,112.74	73.2%
0011300 55100	OFFICE SUPPLIES	3,550.00	3,550.00	2,204.90	22.79	0.00	1,345.10	62.1%
0011300 55200	OPERATING SUPPLIES	7,255.00	7,255.00	4,074.57	55.00	0.00	3,180.43	56.2%

City of Fernandina Beach
YEAR-TO-DATE BUDGET REPORT

FOR 2026 08

ACCOUNTS FOR: 0011300 FINANCE

	ORIGINAL APPROP	REVISED BUDGET	YTD EXPENDED	MTD EXPENDED	ENCUMBRANCES	AVAILABLE BUDGET	% USED
0011300 55210	UNIFORMS						
	0.00	0.00	0.00	0.00	0.00	0.00	.0%
0011300 55400	BOOKS/SUBS/DUES						
	2,820.00	2,820.00	2,039.00	0.00	0.00	781.00	72.3%
0011300 56400	MACH/EQUIP						
	0.00	0.00	0.00	0.00	0.00	0.00	.0%
0011300 56401	EQUIP-NON CAPITAL						
	4,000.00	4,000.00	3,869.76	3,869.76	0.00	130.24	96.7%
0011300 57300	FINANCING COSTS						
	0.00	0.00	0.00	0.00	0.00	0.00	.0%
TOTAL FINANCE							
	1,138,427.00	1,138,427.00	760,987.46	109,031.08	2,087.50	375,352.04	67.0%
TOTAL EXPENSES							
	1,138,427.00	1,138,427.00	760,987.46	109,031.08	2,087.50	375,352.04	

City of Fernandina Beach
YEAR-TO-DATE BUDGET REPORT

FOR 2026 08

ACCOUNTS FOR: 0011310 INFORMATION TECHNOLOGY

	ORIGINAL APPROP	REVISED BUDGET	YTD EXPENDED	MTD EXPENDED	ENCUMBRANCES	AVAILABLE BUDGET	% USED
0011310 51200	SALARIES						
	439,656.00	439,656.00	282,888.11	47,951.67	0.00	156,767.89	64.3%
0011310 51300	SEASONAL/TEMPORARY						
	0.00	0.00	0.00	0.00	0.00	0.00	.0%
0011310 51350	PART-TIME						
	0.00	0.00	0.00	0.00	0.00	0.00	.0%
0011310 51400	OVERTIME						
	0.00	650.00	92.15	20.48	0.00	557.85	14.2%
0011310 52100	FICA						
	32,635.00	32,635.00	20,799.85	3,553.02	0.00	11,835.15	63.7%
0011310 52200	RETIREMENT						
	90,344.00	90,344.00	58,466.40	9,973.42	0.00	31,877.60	64.7%
0011310 52300	HEALTH INSUR						
	73,604.00	73,604.00	43,406.44	6,021.60	0.00	30,197.56	59.0%
0011310 52301	LIFE INSUR						
	1,256.00	1,256.00	870.17	109.41	0.00	385.83	69.3%
0011310 52400	WORKERS' COMP						
	564.00	564.00	166.00	20.75	0.00	398.00	29.4%
0011310 52500	UNEMPLOYMENT						
	0.00	0.00	0.00	0.00	0.00	0.00	.0%
0011310 53100	PROFESSIONAL SERVICES						
	7,500.00	7,500.00	6,045.94	918.16	325.81	1,128.25	85.0%
0011310 53400	CONTRACTUAL						
	217,474.00	217,474.00	180,039.46	18,318.93	2,104.94	35,329.60	83.8%
0011310 54000	TRAINING/TRAVEL						
	16,500.00	15,500.00	9,982.16	599.00	0.00	5,517.84	64.4%
0011310 54100	COMM - PHONE/FAX/ALARM						
	6,292.00	6,292.00	1,634.73	0.00	0.00	4,657.27	26.0%
0011310 54101	COMMUNICATIONS-CELLULAR						
	4,000.00	4,000.00	3,728.86	594.22	0.00	271.14	93.2%
0011310 54103	COMMUNICATIONS-INTERNET						
	134,023.00	134,023.00	94,370.66	20,331.68	0.00	39,652.34	70.4%
0011310 54500	INSURANCE						
	22,653.00	22,653.00	11,554.68	1,444.33	0.00	11,098.32	51.0%
0011310 54620	R/M EQUIPMENT						
	0.00	0.00	0.00	0.00	0.00	0.00	.0%
0011310 54630	R/M VEHICLES-LABOR						
	250.00	250.00	166.68	20.83	0.00	83.32	66.7%
0011310 54640	R/M VEHICLES-PARTS						
	600.00	950.00	849.77	0.00	0.00	100.23	89.4%
0011310 54970	YOUTH ADVISORY PROGRAM COSTS						
	0.00	0.00	0.00	0.00	0.00	0.00	.0%
0011310 55100	OFFICE SUPPLIES						
	500.00	500.00	208.07	0.00	0.00	291.93	41.6%

City of Fernandina Beach
YEAR-TO-DATE BUDGET REPORT

FOR 2026 08

ACCOUNTS FOR: 0011310 INFORMATION TECHNOLOGY	ORIGINAL APPROP	REVISED BUDGET	YTD EXPENDED	MTD EXPENDED	ENCUMBRANCES	AVAILABLE BUDGET	% USED
0011310 55200 OPERATING SUPPLIES	10,500.00	10,500.00	6,312.79	2,590.31	0.00	4,187.21	60.1%
0011310 55210 UNIFORMS	250.00	250.00	0.00	0.00	0.00	250.00	.0%
0011310 55230 GAS/OIL	350.00	350.00	59.23	0.00	0.00	290.77	16.9%
0011310 55400 BOOKS/SUBS/DUES	450.00	450.00	300.00	0.00	0.00	150.00	66.7%
0011310 56300 IMPROVEMENTS	0.00	0.00	0.00	0.00	0.00	0.00	.0%
0011310 56300 23033 IMPROVEMENTS	0.00	0.00	0.00	0.00	0.00	0.00	.0%
0011310 56300 24002 FY24 CABLING	0.00	0.00	0.00	0.00	0.00	0.00	.0%
0011310 56300 25019 CHAMBER AUDIO SYSTEM	0.00	0.00	0.00	0.00	0.00	0.00	.0%
0011310 56300 25020 IT STRUCTURED CABLING	0.00	0.00	0.00	0.00	0.00	0.00	.0%
0011310 56300 26002 FY26 STRUCTURE CABLE UPGRADES	15,000.00	15,000.00	14,265.00	1,572.00	0.00	735.00	95.1%
0011310 56400 MACH/EQUIP	12,000.00	9,000.00	0.00	0.00	5,668.88	3,331.12	63.0%
0011310 56401 EQUIP-NON CAPITAL	4,750.00	7,750.00	7,687.61	3,000.00	0.00	62.39	99.2%
TOTAL INFORMATION TECHNOLOGY	1,091,151.00	1,091,151.00	743,894.76	117,039.81	8,099.63	339,156.61	68.9%
TOTAL EXPENSES	1,091,151.00	1,091,151.00	743,894.76	117,039.81	8,099.63	339,156.61	

City of Fernandina Beach
YEAR-TO-DATE BUDGET REPORT

FOR 2026 08

ACCOUNTS FOR: 0011350 HUMAN RESOURCES

	ORIGINAL APPROP	REVISED BUDGET	YTD EXPENDED	MTD EXPENDED	ENCUMBRANCES	AVAILABLE BUDGET	% USED
0011350 51200	SALARIES						
	292,576.00	292,576.00	188,413.59	33,705.79	0.00	104,162.41	64.4%
0011350 51350	PART-TIME						
	0.00	0.00	0.00	0.00	0.00	0.00	.0%
0011350 51400	OVERTIME						
	0.00	0.00	0.00	0.00	0.00	0.00	.0%
0011350 52100	FICA						
	21,765.00	21,765.00	14,063.70	2,532.55	0.00	7,701.30	64.6%
0011350 52200	RETIREMENT						
	60,828.00	60,828.00	39,358.95	6,711.46	0.00	21,469.05	64.7%
0011350 52300	HEALTH INSUR						
	35,340.00	35,340.00	21,759.06	2,898.12	0.00	13,580.94	61.6%
0011350 52301	LIFE INSUR						
	843.00	843.00	584.50	73.50	0.00	258.50	69.3%
0011350 52400	WORKERS' COMP						
	282.00	282.00	119.32	14.92	0.00	162.68	42.3%
0011350 52500	UNEMPLOYMENT						
	0.00	0.00	0.00	0.00	0.00	0.00	.0%
0011350 53100	PROFESSIONAL SERVICES						
	0.00	0.00	86.50	86.50	0.00	-86.50	100.0%
0011350 53400	CONTRACTUAL						
	54,094.00	54,094.00	37,439.16	3,996.30	0.00	16,654.84	69.2%
0011350 53910	HOUSING ALLOWANCE						
	0.00	0.00	0.00	0.00	0.00	0.00	.0%
0011350 54000	TRAINING/TRAVEL						
	5,550.00	5,550.00	2,922.61	182.23	0.00	2,627.39	52.7%
0011350 54010	SAFETY COMMITTEE						
	2,000.00	2,000.00	0.00	0.00	0.00	2,000.00	.0%
0011350 54100	COMM - PHONE/FAX/ALARM						
	480.00	480.00	480.00	0.00	0.00	0.00	100.0%
0011350 54101	COMMUNICATIONS-CELLULAR						
	600.00	600.00	369.64	50.00	0.00	230.36	61.6%
0011350 54620	R/M EQUIPMENT						
	0.00	0.00	0.00	0.00	0.00	0.00	.0%
0011350 54700	PRINTING						
	100.00	100.00	0.00	0.00	0.00	100.00	.0%
0011350 54800	PROMOTIONAL						
	36,500.00	36,500.00	7,712.90	0.00	0.00	28,787.10	21.1%
0011350 55100	OFFICE SUPPLIES						
	2,000.00	2,000.00	1,116.57	159.79	0.00	883.43	55.8%
0011350 55200	OPERATING SUPPLIES						
	1,265.00	1,265.00	1,159.92	0.00	0.00	105.08	91.7%
0011350 55400	BOOKS/SUBS/DUES						
	2,125.00	2,125.00	1,843.16	0.00	0.00	281.84	86.7%

City of Fernandina Beach
YEAR-TO-DATE BUDGET REPORT

FOR 2026 08

ACCOUNTS FOR: 0011350 HUMAN RESOURCES

	ORIGINAL APPROP	REVISED BUDGET	YTD EXPENDED	MTD EXPENDED	ENCUMBRANCES	AVAILABLE BUDGET	% USED
0011350 56300	IMPROVEMENTS						
	0.00	0.00	0.00	0.00	0.00	0.00	.0%
0011350 56400	MACH/EQUIP						
	0.00	0.00	0.00	0.00	0.00	0.00	.0%
0011350 56401	EQUIP-NON CAPITAL						
	0.00	0.00	0.00	0.00	0.00	0.00	.0%
TOTAL HUMAN RESOURCES							
	516,348.00	516,348.00	317,429.58	50,411.16	0.00	198,918.42	61.5%
TOTAL EXPENSES							
	516,348.00	516,348.00	317,429.58	50,411.16	0.00	198,918.42	

City of Fernandina Beach
YEAR-TO-DATE BUDGET REPORT

FOR 2026 08

ACCOUNTS FOR: 0011400 CITY ATTORNEY

		ORIGINAL APPROP	REVISED BUDGET	YTD EXPENDED	MTD EXPENDED	ENCUMBRANCES	AVAILABLE BUDGET	% USED
0011400 51200	SALARIES	365,766.00	362,366.00	231,186.09	40,662.35	0.00	131,179.91	63.8%
0011400 51300	SEASONAL/TEMPORARY	0.00	7,274.00	636.69	636.69	0.00	6,637.31	8.8%
0011400 51350	PART-TIME	0.00	0.00	0.00	0.00	0.00	0.00	.0%
0011400 52100	FICA	27,019.00	27,576.00	18,175.34	3,311.37	0.00	9,400.66	65.9%
0011400 52200	RETIREMENT	56,601.00	56,601.00	34,587.62	6,100.63	0.00	22,013.38	61.1%
0011400 52300	HEALTH INSUR	69,873.00	69,873.00	24,294.35	3,005.04	0.00	45,578.65	34.8%
0011400 52301	LIFE INSUR	849.00	849.00	718.91	88.75	0.00	130.09	84.7%
0011400 52400	WORKERS' COMP	188.00	188.00	147.32	18.42	0.00	40.68	78.4%
0011400 52500	UNEMPLOYMENT	0.00	0.00	0.00	0.00	0.00	0.00	.0%
0011400 53100	PROFESSIONAL SERVICES	3,850.00	3,850.00	139.00	86.50	0.00	3,711.00	3.6%
0011400 53400	CONTRACTUAL	38,285.00	38,285.00	22,619.64	981.38	3,703.23	11,962.13	68.8%
0011400 54000	TRAINING/TRAVEL	8,300.00	8,300.00	5,662.70	1,258.25	0.00	2,637.30	68.2%
0011400 54100	COMM - PHONE/FAX/ALARM	480.00	480.00	480.00	0.00	0.00	0.00	100.0%
0011400 54101	COMMUNICATIONS-CELLULAR	600.00	600.00	178.50	29.46	0.00	421.50	29.8%
0011400 54200	POSTAGE	0.00	0.00	0.00	0.00	0.00	0.00	.0%
0011400 54620	R/M EQUIPMENT	0.00	0.00	0.00	0.00	0.00	0.00	.0%
0011400 54700	PRINTING	100.00	100.00	0.00	0.00	0.00	100.00	.0%
0011400 54930	COLLECTIONS/LITIGATION COSTS	3,000.00	15,000.00	13,201.20	426.20	0.00	1,798.80	88.0%
0011400 54934	LEGAL/CONTRACTUAL	85,000.00	65,169.00	32,102.48	1,300.00	0.00	33,066.52	49.3%
0011400 55100	OFFICE SUPPLIES	400.00	900.00	133.32	0.00	0.00	766.68	14.8%
0011400 55200	OPERATING SUPPLIES	565.00	1,265.00	265.58	179.99	0.00	999.42	21.0%
0011400 55210	UNIFORMS	100.00	100.00	0.00	0.00	0.00	100.00	.0%

City of Fernandina Beach
YEAR-TO-DATE BUDGET REPORT

FOR 2026 08

ACCOUNTS FOR: 0011400 CITY ATTORNEY

	ORIGINAL APPROP	REVISED BUDGET	YTD EXPENDED	MTD EXPENDED	ENCUMBRANCES	AVAILABLE BUDGET	% USED
0011400 55220	JANITORIAL SUPPLIES						
	0.00	0.00	0.00	0.00	0.00	0.00	.0%
0011400 55400	BOOKS/SUBS/DUES						
	1,451.00	1,451.00	710.00	450.00	0.00	741.00	48.9%
0011400 56400	MACH/EQUIP						
	0.00	0.00	0.00	0.00	0.00	0.00	.0%
0011400 56401	EQUIP-NON CAPITAL						
	0.00	2,200.00	2,079.18	2,079.18	0.00	120.82	94.5%
TOTAL CITY ATTORNEY							
	662,427.00	662,427.00	387,317.92	60,614.21	3,703.23	271,405.85	59.0%
TOTAL EXPENSES							
	662,427.00	662,427.00	387,317.92	60,614.21	3,703.23	271,405.85	

City of Fernandina Beach
YEAR-TO-DATE BUDGET REPORT

FOR 2026 08

ACCOUNTS FOR: 0011500 PLANNING

		ORIGINAL APPROP	REVISED BUDGET	YTD EXPENDED	MTD EXPENDED	ENCUMBRANCES	AVAILABLE BUDGET	% USED
0011500 51200	SALARIES	444,320.00	369,611.00	229,448.70	38,890.92	0.00	140,162.30	62.1%
0011500 51300	SEASONAL/TEMPORARY	0.00	0.00	0.00	0.00	0.00	0.00	.0%
0011500 51350	PART-TIME	0.00	0.00	0.00	0.00	0.00	0.00	.0%
0011500 51400	OVERTIME	0.00	0.00	0.00	0.00	0.00	0.00	.0%
0011500 52100	FICA	33,667.00	33,667.00	17,624.89	2,987.88	0.00	16,042.11	52.4%
0011500 52200	RETIREMENT	92,377.00	92,377.00	48,346.59	8,085.42	0.00	44,030.41	52.3%
0011500 52300	HEALTH INSUR	63,147.00	63,147.00	38,442.64	5,727.80	0.00	24,704.36	60.9%
0011500 52301	LIFE INSUR	1,282.00	1,282.00	713.23	85.00	0.00	568.77	55.6%
0011500 52400	WORKERS' COMP	4,768.00	4,768.00	1,676.68	209.58	0.00	3,091.32	35.2%
0011500 52500	UNEMPLOYMENT	0.00	0.00	0.00	0.00	0.00	0.00	.0%
0011500 53100	PROFESSIONAL SERVICES	133,125.00	133,125.00	36,573.00	3,160.50	66,808.00	29,744.00	77.7%
0011500 53100 23061	PROFESSIONAL SERVICES	0.00	0.00	0.00	0.00	0.00	0.00	.0%
0011500 53100 23062	PROJECT 23062 PROF SVC	0.00	0.00	0.00	0.00	0.00	0.00	.0%
0011500 53100 25050	PLANNING ADAPTATION PLAN	0.00	0.00	0.00	0.00	0.00	0.00	.0%
0011500 53100 25075	DOWNTOWN CIRCULATION STUDY	0.00	74,709.00	49,966.73	4,935.64	24,742.27	0.00	100.0%
0011500 53400	CONTRACTUAL	83,595.00	83,595.00	43,912.24	1,921.33	6,665.25	33,017.51	60.5%
0011500 54000	TRAINING/TRAVEL	14,410.00	14,410.00	1,288.91	599.80	0.00	13,121.09	8.9%
0011500 54100	COMM - PHONE/FAX/ALARM	1,120.00	1,120.00	1,120.00	0.00	0.00	0.00	100.0%
0011500 54101	COMMUNICATIONS-CELLULAR	1,250.00	1,250.00	360.79	51.52	0.00	889.21	28.9%
0011500 54500	INSURANCE	17,039.00	17,039.00	8,690.68	1,086.33	0.00	8,348.32	51.0%
0011500 54610	R/M BLDG & GROUNDS	10,000.00	10,000.00	254.71	0.00	0.00	9,745.29	2.5%
0011500 54630	R/M VEHICLES-LABOR	500.00	500.00	333.32	41.67	0.00	166.68	66.7%

City of Fernandina Beach
YEAR-TO-DATE BUDGET REPORT

FOR 2026 08

ACCOUNTS FOR: 0011500 PLANNING

	ORIGINAL APPROP	REVISED BUDGET	YTD EXPENDED	MTD EXPENDED	ENCUMBRANCES	AVAILABLE BUDGET	% USED
0011500 54640	R/M VEHICLES-PARTS						
	1,000.00	1,000.00	369.55	0.00	0.00	630.45	37.0%
0011500 54700	PRINTING						
	9,000.00	9,000.00	7,044.07	237.22	0.00	1,955.93	78.3%
0011500 55100	OFFICE SUPPLIES						
	2,500.00	2,500.00	991.50	137.09	0.00	1,508.50	39.7%
0011500 55200	OPERATING SUPPLIES						
	2,110.00	2,110.00	2,030.63	0.00	0.00	79.37	96.2%
0011500 55210	UNIFORMS						
	1,375.00	1,375.00	235.71	0.00	0.00	1,139.29	17.1%
0011500 55230	GAS/OIL						
	1,000.00	1,000.00	549.88	75.93	0.00	450.12	55.0%
0011500 55400	BOOKS/SUBS/DUES						
	3,670.00	3,670.00	854.13	0.00	0.00	2,815.87	23.3%
0011500 56300	IMPROVEMENTS						
	0.00	0.00	0.00	0.00	0.00	0.00	.0%
0011500 56400	MACH/EQUIP						
	0.00	0.00	0.00	0.00	0.00	0.00	.0%
0011500 56401	EQUIP-NON CAPITAL						
	10,500.00	10,500.00	4,546.54	4,546.54	0.00	5,953.46	43.3%
0011500 56410 23041	CITYVIEW SOFTWARE PROJ 23041						
	0.00	0.00	12,086.94	5,342.33	31,175.47	-43,262.41	100.0%
TOTAL PLANNING							
	931,755.00	931,755.00	507,462.06	78,122.50	129,390.99	294,901.95	68.3%
TOTAL EXPENSES							
	931,755.00	931,755.00	507,462.06	78,122.50	129,390.99	294,901.95	

City of Fernandina Beach
YEAR-TO-DATE BUDGET REPORT

FOR 2026 08

ACCOUNTS FOR: 0011501 PLANNING GREENWAY

		ORIGINAL APPROP	REVISED BUDGET	YTD EXPENDED	MTD EXPENDED	ENCUMBRANCES	AVAILABLE BUDGET	% USED
0011501 51200	SALARIES	86,743.00	86,743.00	46,519.70	0.00	0.00	40,223.30	53.6%
0011501 51300	SEASONAL/TEMPORARY	0.00	41,006.00	4,908.80	4,908.80	0.00	36,097.20	12.0%
0011501 51350	PART TIME SALARIES	41,006.00	0.00	0.00	0.00	0.00	0.00	.0%
0011501 52100	FICA	5,703.00	5,703.00	3,949.89	375.52	0.00	1,753.11	69.3%
0011501 52200	RETIREMENT	17,051.00	17,051.00	8,545.47	0.00	0.00	8,505.53	50.1%
0011501 52300	HEALTH INSUR	12,457.00	12,457.00	5,900.88	0.00	0.00	6,556.12	47.4%
0011501 52301	LIFE INSUR	238.00	238.00	123.50	0.00	0.00	114.50	51.9%
0011501 52400	WORKERS' COMP	188.00	188.00	36.68	4.58	0.00	151.32	19.5%
0011501 53100	PROFESSIONAL SERVICES	0.00	0.00	0.00	0.00	0.00	0.00	.0%
0011501 53400	CONTRACTUAL	111,880.00	92,380.00	51,309.45	7,515.00	23,020.00	18,050.55	80.5%
0011501 54000	TRAINING/TRAVEL	2,400.00	2,900.00	2,779.00	0.00	0.00	121.00	95.8%
0011501 54100	COMM - PHONE/FAX/ALARM	160.00	160.00	160.00	0.00	0.00	0.00	100.0%
0011501 54103	COMMUNICATIONS-INTERNET	0.00	500.00	252.49	36.07	0.00	247.51	50.5%
0011501 54610	R/M BLDG & GROUNDS	5,400.00	24,400.00	3,126.52	2,842.74	12,200.00	9,073.48	62.8%
0011501 54611	R/M FACILITIES	0.00	0.00	0.00	0.00	0.00	0.00	.0%
0011501 54630	R/M VEHICLES-LABOR	0.00	0.00	0.00	0.00	0.00	0.00	.0%
0011501 54640	R/M VEHICLES-PARTS	0.00	0.00	0.00	0.00	0.00	0.00	.0%
0011501 54941	SIGNAGE COSTS	6,000.00	5,500.00	1,220.59	172.55	0.00	4,279.41	22.2%
0011501 54970	PROGRAM COSTS	2,400.00	2,400.00	2,041.15	270.00	0.00	358.85	85.0%
0011501 54970 34701	PROGRAM COSTS	0.00	0.00	0.00	0.00	0.00	0.00	.0%
0011501 54970 34702	PROGRAM COSTS	0.00	0.00	0.00	0.00	0.00	0.00	.0%
0011501 54970 34703	PROGRAM COSTS	0.00	0.00	0.00	0.00	0.00	0.00	.0%

City of Fernandina Beach
YEAR-TO-DATE BUDGET REPORT

FOR 2026 08

ACCOUNTS FOR: 0011501 PLANNING GREENWAY

	ORIGINAL APPROP	REVISED BUDGET	YTD EXPENDED	MTD EXPENDED	ENCUMBRANCES	AVAILABLE BUDGET	% USED
0011501 55200 OPERATING SUPPLIES	1,500.00	1,500.00	1,070.87	35.26	0.00	429.13	71.4%
0011501 55210 UNIFORMS	600.00	600.00	235.71	0.00	0.00	364.29	39.3%
0011501 55230 GAS/OIL	0.00	0.00	0.00	0.00	0.00	0.00	.0%
0011501 55240 CHEMICALS	1,200.00	1,200.00	241.55	0.00	0.00	958.45	20.1%
0011501 55400 BOOKS/SUBS/DUES	0.00	0.00	0.00	0.00	0.00	0.00	.0%
0011501 56300 IMPROVEMENTS	0.00	0.00	0.00	0.00	0.00	0.00	.0%
0011501 56300 25061 EGANS CREEK BRIDGE REPAIR	0.00	0.00	0.00	0.00	0.00	0.00	.0%
0011501 56400 EQUIPMENT	45,000.00	45,000.00	0.00	0.00	0.00	45,000.00	.0%
0011501 56400 25425 PLANNING ADA VAN	0.00	0.00	0.00	0.00	0.00	0.00	.0%
0011501 56401 NON CAP EQUIP	8,500.00	8,500.00	0.00	0.00	0.00	8,500.00	.0%
TOTAL PLANNING GREENWAY	348,426.00	348,426.00	132,422.25	16,160.52	35,220.00	180,783.75	48.1%
TOTAL EXPENSES	348,426.00	348,426.00	132,422.25	16,160.52	35,220.00	180,783.75	

City of Fernandina Beach
YEAR-TO-DATE BUDGET REPORT

FOR 2026 08

ACCOUNTS FOR: 0011910 NON DEPARTMENTAL

		ORIGINAL APPROP	REVISED BUDGET	YTD EXPENDED	MTD EXPENDED	ENCUMBRANCES	AVAILABLE BUDGET	% USED
0011910 53100	PROFESSIONAL SERVICES	0.00	0.00	0.00	0.00	0.00	0.00	.0%
0011910 53200	AUDITING	0.00	0.00	0.00	0.00	0.00	0.00	.0%
0011910 53400	CONTRACTUAL	189,711.00	189,711.00	122,151.86	1,519.37	0.00	67,559.14	64.4%
0011910 54100	COMM - PHONE/FAX/ALARM	1,302.00	1,302.00	719.59	0.00	0.00	582.41	55.3%
0011910 54103	COMMUNICATIONS-INTERNET	3,480.00	3,480.00	3,480.00	0.00	0.00	0.00	100.0%
0011910 54200	POSTAGE	13,500.00	13,500.00	7,506.68	954.56	0.00	5,993.32	55.6%
0011910 54300	UTILITIES ELECTRIC	20,000.00	20,000.00	8,061.99	966.15	0.00	11,938.01	40.3%
0011910 54310	UTILITIES-WATER & WASTEWATER	3,000.00	3,000.00	1,518.96	214.00	0.00	1,481.04	50.6%
0011910 54500	INSURANCE	83,608.00	83,608.00	39,486.00	4,935.75	0.00	44,122.00	47.2%
0011910 54610	R/M BLDG & GROUNDS	1,000.00	1,000.00	0.00	0.00	0.00	1,000.00	.0%
0011910 54611	R/M FACILITIES	22,000.00	22,000.00	9,133.67	1,025.62	0.00	12,866.33	41.5%
0011910 54620	R/M EQUIPMENT	5,000.00	5,000.00	4,185.00	0.00	0.00	815.00	83.7%
0011910 54630	R/M VEHICLES-LABOR	0.00	0.00	0.00	0.00	0.00	0.00	.0%
0011910 54640	R/M VEHICLES-PARTS	0.00	0.00	0.00	0.00	0.00	0.00	.0%
0011910 54700	PRINTING	0.00	0.00	0.00	0.00	0.00	0.00	.0%
0011910 54910	BILLING COSTS	0.00	0.00	0.00	0.00	0.00	0.00	.0%
0011910 55100	OFFICE SUPPLIES	0.00	0.00	0.00	0.00	0.00	0.00	.0%
0011910 55200	OPERATING SUPPLIES	3,025.00	3,025.00	3,061.07	0.00	0.00	-36.07	101.2%
0011910 55220	JANITORIAL SUPPLIES	1,500.00	1,500.00	1,404.37	37.22	0.00	95.63	93.6%
0011910 55230	GAS/OIL	0.00	0.00	0.00	0.00	0.00	0.00	.0%
0011910 55400	BOOKS/SUBS/DUES	180.00	180.00	0.00	0.00	0.00	180.00	.0%
0011910 56300	IMPROVEMENTS	0.00	0.00	0.00	0.00	0.00	0.00	.0%

City of Fernandina Beach
YEAR-TO-DATE BUDGET REPORT

FOR 2026 08

ACCOUNTS FOR: 0011910 NON DEPARTMENTAL	ORIGINAL APPROP	REVISED BUDGET	YTD EXPENDED	MTD EXPENDED	ENCUMBRANCES	AVAILABLE BUDGET	% USED
0011910 56400 MACH/EQUIP	0.00	0.00	0.00	0.00	0.00	0.00	.0%
0011910 56400 24004 CITY HALL ELEVATOR	0.00	0.00	0.00	0.00	0.00	0.00	.0%
0011910 56401 EQUIP-NON CAPITAL	0.00	0.00	0.00	0.00	0.00	0.00	.0%
TOTAL NON DEPARTMENTAL	347,306.00	347,306.00	200,709.19	9,652.67	0.00	146,596.81	57.8%
TOTAL EXPENSES	347,306.00	347,306.00	200,709.19	9,652.67	0.00	146,596.81	

City of Fernandina Beach
YEAR-TO-DATE BUDGET REPORT

FOR 2026 08

ACCOUNTS FOR: 0011930 FACILITIES MAINTENANCE

	ORIGINAL APPROP	REVISED BUDGET	YTD EXPENDED	MTD EXPENDED	ENCUMBRANCES	AVAILABLE BUDGET	% USED
0011930 51200	SALARIES						
	564,026.00	564,026.00	365,202.66	64,425.01	0.00	198,823.34	64.7%
0011930 51210	WC REIMB						
	0.00	0.00	0.00	0.00	0.00	0.00	.0%
0011930 51300	SEASONAL/TEMPORARY						
	0.00	0.00	0.00	0.00	0.00	0.00	.0%
0011930 51350	PART-TIME						
	0.00	0.00	0.00	0.00	0.00	0.00	.0%
0011930 51400	OVERTIME						
	8,000.00	14,500.00	10,667.84	1,763.11	0.00	3,832.16	73.6%
0011930 52100	FICA						
	42,273.00	42,273.00	27,627.14	4,898.18	0.00	14,645.86	65.4%
0011930 52200	RETIREMENT						
	98,615.00	98,615.00	63,740.53	9,772.73	0.00	34,874.47	64.6%
0011930 52300	HEALTH INSUR						
	99,988.00	99,988.00	73,364.47	9,838.32	0.00	26,623.53	73.4%
0011930 52301	LIFE INSUR						
	1,597.00	1,597.00	1,116.71	140.62	0.00	480.29	69.9%
0011930 52400	WORKERS' COMP						
	5,241.00	5,241.00	3,756.00	469.50	0.00	1,485.00	71.7%
0011930 52500	UNEMPLOYMENT						
	0.00	0.00	0.00	0.00	0.00	0.00	.0%
0011930 53100	PROFESSIONAL SERVICES						
	2,500.00	0.00	0.00	0.00	0.00	0.00	.0%
0011930 53400	CONTRACTUAL						
	5,131.00	5,131.00	4,121.72	496.36	0.00	1,009.28	80.3%
0011930 54000	TRAINING/TRAVEL						
	5,438.00	1,438.00	449.00	0.00	0.00	989.00	31.2%
0011930 54100	COMM - PHONE/FAX/ALARM						
	480.00	480.00	480.00	0.00	0.00	0.00	100.0%
0011930 54101	COMMUNICATIONS-CELLULAR						
	4,663.00	4,663.00	2,613.90	343.29	0.00	2,049.10	56.1%
0011930 54103	COMMUNICATIONS-INTERNET						
	0.00	0.00	0.00	0.00	0.00	0.00	.0%
0011930 54200	POSTAGE						
	0.00	0.00	0.00	0.00	0.00	0.00	.0%
0011930 54300	UTILITIES ELECTRIC						
	2,350.00	2,350.00	1,161.89	0.00	0.00	1,188.11	49.4%
0011930 54310	UTILITIES-WATER & WASTEWATER						
	900.00	900.00	502.75	56.19	0.00	397.25	55.9%
0011930 54400	RENTALS/LEASES						
	1,000.00	1,000.00	114.20	0.00	0.00	885.80	11.4%
0011930 54500	INSURANCE						
	10,145.00	10,145.00	5,174.68	646.83	0.00	4,970.32	51.0%

City of Fernandina Beach
YEAR-TO-DATE BUDGET REPORT

FOR 2026 08

ACCOUNTS FOR: 0011930 FACILITIES MAINTENANCE

		ORIGINAL APPROP	REVISED BUDGET	YTD EXPENDED	MTD EXPENDED	ENCUMBRANCES	AVAILABLE BUDGET	% USED
0011930 54610	R/M BLDG & GROUNDS	0.00	0.00	0.00	0.00	0.00	0.00	.0%
0011930 54611	R/M FACILITIES	19,000.00	19,000.00	10,242.17	773.83	0.00	8,757.83	53.9%
0011930 54620	R/M EQUIPMENT	11,500.00	11,500.00	934.00	0.00	0.00	10,566.00	8.1%
0011930 54630	R/M VEHICLES-LABOR	8,000.00	8,000.00	5,333.32	666.67	0.00	2,666.68	66.7%
0011930 54640	R/M VEHICLES-PARTS	7,500.00	7,500.00	6,686.97	0.00	0.00	813.03	89.2%
0011930 55100	OFFICE SUPPLIES	250.00	250.00	158.88	0.00	0.00	91.12	63.6%
0011930 55200	OPERATING SUPPLIES	14,530.00	13,405.00	9,236.04	686.37	0.00	4,168.96	68.9%
0011930 55210	UNIFORMS	3,300.00	3,300.00	2,578.47	0.00	0.00	721.53	78.1%
0011930 55220	JANITORIAL SUPPLIES	0.00	0.00	0.00	0.00	0.00	0.00	.0%
0011930 55230	GAS/OIL	14,000.00	14,000.00	8,821.06	1,335.26	0.00	5,178.94	63.0%
0011930 55240	CHEMICALS	0.00	0.00	0.00	0.00	0.00	0.00	.0%
0011930 55400	BOOKS/SUBS/DUES	200.00	200.00	0.00	0.00	0.00	200.00	.0%
0011930 56300	IMPROVEMENTS	0.00	0.00	0.00	0.00	0.00	0.00	.0%
0011930 56400	MACH/EQUIP	0.00	0.00	0.00	0.00	0.00	0.00	.0%
0011930 56400 25419	FACITLITIES MAINT F-250 TRUCK	0.00	0.00	0.00	0.00	0.00	0.00	.0%
0011930 56400 26400	FACILITY MAINT VEHICLE RE #900	57,000.00	57,000.00	56,920.00	0.00	0.00	80.00	99.9%
0011930 56401	EQUIP-NON CAPITAL	0.00	1,125.00	1,124.15	0.00	0.00	0.85	99.9%
0011930 56415	SUBSCRIPTION BASED IT AGREEMNT	0.00	0.00	0.00	0.00	0.00	0.00	.0%
0011930 57100	PRINCIPAL	15,351.00	15,351.00	15,350.99	0.00	0.00	0.01	100.0%
0011930 57199	CONTRA PRINCIPAL	0.00	0.00	0.00	0.00	0.00	0.00	.0%
0011930 57200	INTEREST	1,638.00	1,638.00	1,637.86	0.00	0.00	0.14	100.0%
TOTAL FACILITIES MAINTENANCE		1,004,616.00	1,004,616.00	679,117.40	96,312.27	0.00	325,498.60	67.6%
TOTAL EXPENSES		1,004,616.00	1,004,616.00	679,117.40	96,312.27	0.00	325,498.60	

City of Fernandina Beach
YEAR-TO-DATE BUDGET REPORT

FOR 2026 08

ACCOUNTS FOR: 0012100 POLICE

	ORIGINAL APPROP	REVISED BUDGET	YTD EXPENDED	MTD EXPENDED	ENCUMBRANCES	AVAILABLE BUDGET	% USED
0012100 51200	SALARIES						
	3,811,669.00	3,811,669.00	2,415,951.10	408,356.69	0.00	1,395,717.90	63.4%
0012100 51210	WC REIMB						
	0.00	0.00	-6,727.00	-5,432.00	0.00	6,727.00	100.0%
0012100 51300	SEASONAL/TEMPORARY						
	0.00	0.00	0.00	0.00	0.00	0.00	.0%
0012100 51350	PART-TIME						
	60,911.00	60,911.00	7,338.03	1,081.97	0.00	53,572.97	12.0%
0012100 51400	OVERTIME						
	220,325.00	220,325.00	116,712.63	10,554.31	0.00	103,612.37	53.0%
0012100 51500	INCENTIVE						
	25,000.00	25,000.00	14,259.65	2,464.53	0.00	10,740.35	57.0%
0012100 52100	FICA						
	298,665.00	298,665.00	187,151.76	31,340.37	0.00	111,513.24	62.7%
0012100 52200	RETIREMENT						
	1,115,378.00	1,115,378.00	659,951.91	111,200.77	0.00	455,426.09	59.2%
0012100 52300	HEALTH INSUR						
	663,485.00	663,485.00	356,430.99	46,675.26	0.00	307,054.01	53.7%
0012100 52301	LIFE INSUR						
	11,583.00	11,583.00	6,685.50	882.25	0.00	4,897.50	57.7%
0012100 52400	WORKERS' COMP						
	111,254.00	111,254.00	32,946.68	4,118.33	0.00	78,307.32	29.6%
0012100 52500	UNEMPLOYMENT						
	0.00	0.00	0.00	0.00	0.00	0.00	.0%
0012100 53100	PROFESSIONAL SERVICES						
	0.00	0.00	0.00	0.00	0.00	0.00	.0%
0012100 53400	CONTRACTUAL						
	235,349.00	235,349.00	138,101.82	7,273.15	0.00	97,247.18	58.7%
0012100 53500	INVESTIGATIONS						
	4,000.00	4,227.00	4,225.94	0.00	0.00	1.06	100.0%
0012100 54000	TRAINING/TRAVEL						
	30,000.00	30,000.00	21,132.03	629.12	0.00	8,867.97	70.4%
0012100 54100	COMM - PHONE/FAX/ALARM						
	9,298.00	9,298.00	5,909.76	0.00	0.00	3,388.24	63.6%
0012100 54101	COMMUNICATIONS-CELLULAR						
	0.00	0.00	0.00	0.00	0.00	0.00	.0%
0012100 54103	COMMUNICATIONS-INTERNET						
	13,600.00	13,600.00	5,668.07	376.36	0.00	7,931.93	41.7%
0012100 54104	COMMUNICATIONS-MOBILE						
	51,620.00	51,620.00	26,002.42	2,658.99	0.00	25,617.58	50.4%
0012100 54105	COMMUNICATIONS-911 SYSTEM						
	0.00	0.00	0.00	0.00	0.00	0.00	.0%
0012100 54200	POSTAGE						
	400.00	400.00	219.45	6.36	0.00	180.55	54.9%

City of Fernandina Beach
YEAR-TO-DATE BUDGET REPORT

FOR 2026 08

ACCOUNTS FOR: 0012100 POLICE

		ORIGINAL APPROP	REVISED BUDGET	YTD EXPENDED	MTD EXPENDED	ENCUMBRANCES	AVAILABLE BUDGET	% USED
0012100 54300	UTILITIES ELECTRIC	48,000.00	48,000.00	25,308.06	4,067.42	0.00	22,691.94	52.7%
0012100 54310	UTILITIES-WATER & WASTEWATER	10,000.00	10,000.00	4,032.38	482.88	0.00	5,967.62	40.3%
0012100 54320	UTILITIES-PROPANE/OTHER	2,500.00	2,500.00	1,302.63	193.03	0.00	1,197.37	52.1%
0012100 54400	RENTALS/LEASES	0.00	0.00	0.00	0.00	0.00	0.00	.0%
0012100 54500	INSURANCE	173,859.00	173,841.00	68,874.68	8,609.33	0.00	104,966.32	39.6%
0012100 54610	R/M BLDG & GROUNDS	36,000.00	33,000.00	25,930.11	0.00	0.00	7,069.89	78.6%
0012100 54611	R/M FACILITIES	19,500.00	25,500.00	19,883.74	88.32	0.00	5,616.26	78.0%
0012100 54620	R/M EQUIPMENT	13,400.00	10,400.00	1,662.48	0.00	0.00	8,737.52	16.0%
0012100 54630	R/M VEHICLES-LABOR	47,000.00	47,000.00	31,333.32	3,916.67	0.00	15,666.68	66.7%
0012100 54640	R/M VEHICLES-PARTS	60,000.00	60,000.00	63,167.33	9,481.54	0.00	-3,167.33	105.3%
0012100 54700	PRINTING	3,000.00	3,000.00	202.92	0.00	0.00	2,797.08	6.8%
0012100 54800	PROMOTIONAL	6,000.00	6,000.00	2,818.20	541.79	0.00	3,181.80	47.0%
0012100 54900	MISC EXPENSE	750.00	750.00	0.00	0.00	0.00	750.00	.0%
0012100 55100	OFFICE SUPPLIES	7,500.00	7,500.00	1,661.43	1,139.01	0.00	5,838.57	22.2%
0012100 55200	OPERATING SUPPLIES	55,700.00	55,473.00	21,587.32	2,110.85	0.00	33,885.68	38.9%
0012100 55210	UNIFORMS	53,300.00	53,300.00	32,009.64	7,388.98	0.00	21,290.36	60.1%
0012100 55220	JANITORIAL SUPPLIES	6,000.00	6,000.00	1,393.90	279.94	0.00	4,606.10	23.2%
0012100 55230	GAS/OIL	155,000.00	155,000.00	104,591.34	18,487.22	0.00	50,408.66	67.5%
0012100 55400	BOOKS/SUBS/DUES	3,150.00	3,150.00	660.00	0.00	0.00	2,490.00	21.0%
0012100 56200	BUILDING	0.00	0.00	0.00	0.00	0.00	0.00	.0%
0012100 56300	IMPROVEMENTS	0.00	0.00	0.00	0.00	0.00	0.00	.0%
0012100 56300 23026	IMPROVEMENTS	0.00	0.00	0.00	0.00	0.00	0.00	.0%

City of Fernandina Beach
YEAR-TO-DATE BUDGET REPORT

FOR 2026 08

ACCOUNTS FOR: 0012100 POLICE	ORIGINAL APPROP	REVISED BUDGET	YTD EXPENDED	MTD EXPENDED	ENCUMBRANCES	AVAILABLE BUDGET	% USED
0012100 56300 24006 PD CARPORT	0.00	0.00	0.00	0.00	0.00	0.00	.0%
0012100 56400 MACH/EQUIP	173,000.00	173,000.00	65,461.17	0.00	0.00	107,538.83	37.8%
0012100 56400 25413 POLICE SERVICE VEHICLE (RE#95)	0.00	0.00	0.00	0.00	0.00	0.00	.0%
0012100 56400 25414 POLICE SERV VEHICLE (RE#1802)	0.00	0.00	0.00	0.00	0.00	0.00	.0%
0012100 56400 26401 POLICE VEHICLE RE #98	90,000.00	90,000.00	7,116.31	130.39	80,174.00	2,709.69	97.0%
0012100 56400 26402 POLICE VEHICLE RE #1991	90,000.00	90,000.00	7,116.32	130.40	80,174.00	2,709.68	97.0%
0012100 56400 26403 POLICE VEHICLE RE #1856	90,000.00	90,000.00	6,974.46	130.40	80,174.00	2,851.54	96.8%
0012100 56400 26404 POLICE VEHICLE RE #2077	90,000.00	90,000.00	87,238.46	80,394.40	0.00	2,761.54	96.9%
0012100 56400 26405 MESSAGE BOARD TRAILER RE #3	22,000.00	22,000.00	19,118.20	0.00	0.00	2,881.80	86.9%
0012100 56401 EQUIP-NON CAPITAL	24,900.00	24,900.00	4,038.69	3,600.50	0.00	20,861.31	16.2%
0012100 56415 SUBSCRIPTION BASED IT AGREEMNT	0.00	0.00	0.00	0.00	0.00	0.00	.0%
0012100 57100 PRINCIPAL	9,127.00	9,127.00	9,127.00	0.00	0.00	0.00	100.0%
0012100 57199 CONTRA PRINCIPAL	0.00	0.00	0.00	0.00	0.00	0.00	.0%
0012100 57200 INTEREST	874.00	874.00	873.00	0.00	0.00	1.00	99.9%
TOTAL POLICE	7,953,097.00	7,953,079.00	4,605,443.83	763,359.53	240,522.00	3,107,113.17	60.9%
TOTAL EXPENSES	7,953,097.00	7,953,079.00	4,605,443.83	763,359.53	240,522.00	3,107,113.17	

City of Fernandina Beach
YEAR-TO-DATE BUDGET REPORT

FOR 2026 08

ACCOUNTS FOR: 0012101 POLICE RANGERS

	ORIGINAL APPROP	REVISED BUDGET	YTD EXPENDED	MTD EXPENDED	ENCUMBRANCES	AVAILABLE BUDGET	% USED
0012101 51350	PART-TIME						
	0.00	0.00	0.00	0.00	0.00	0.00	.0%
0012101 51400	OVERTIME						
	0.00	0.00	0.00	0.00	0.00	0.00	.0%
0012101 52100	FICA						
	0.00	0.00	0.00	0.00	0.00	0.00	.0%
0012101 52400	WORKERS' COMP						
	0.00	0.00	0.00	0.00	0.00	0.00	.0%
0012101 54000	TRAINING/TRAVEL						
	0.00	0.00	0.00	0.00	0.00	0.00	.0%
0012101 54500	INSURANCE						
	0.00	0.00	0.00	0.00	0.00	0.00	.0%
0012101 54620	R/M EQUIPMENT						
	0.00	0.00	0.00	0.00	0.00	0.00	.0%
0012101 54630	R/M VEHICLES-LABOR						
	0.00	0.00	0.00	0.00	0.00	0.00	.0%
0012101 54640	R/M VEHICLES-PARTS						
	0.00	0.00	0.00	0.00	0.00	0.00	.0%
0012101 54700	PRINTING						
	0.00	0.00	0.00	0.00	0.00	0.00	.0%
0012101 55200	OPERATING SUPPLIES						
	0.00	0.00	0.00	0.00	0.00	0.00	.0%
0012101 55210	UNIFORMS						
	0.00	0.00	0.00	0.00	0.00	0.00	.0%
0012101 55230	GAS/OIL						
	0.00	0.00	0.00	0.00	0.00	0.00	.0%
0012101 56400	EQUIPMENT						
	0.00	0.00	0.00	0.00	0.00	0.00	.0%
0012101 56401	NON CAP EQUIP						
	0.00	0.00	0.00	0.00	0.00	0.00	.0%
TOTAL POLICE RANGERS							
	0.00	0.00	0.00	0.00	0.00	0.00	.0%

City of Fernandina Beach
YEAR-TO-DATE BUDGET REPORT

FOR 2026 08

ACCOUNTS FOR: 0012200 FIRE

	ORIGINAL APPROP	REVISED BUDGET	YTD EXPENDED	MTD EXPENDED	ENCUMBRANCES	AVAILABLE BUDGET	% USED
0012200 51200	SALARIES						
	3,716,575.00	3,716,575.00	2,233,682.79	385,625.42	0.00	1,482,892.21	60.1%
0012200 51210	WC REIMB						
	0.00	0.00	0.00	0.00	0.00	0.00	.0%
0012200 51300	SEASONAL/TEMPORARY						
	0.00	0.00	0.00	0.00	0.00	0.00	.0%
0012200 51350	PART-TIME						
	0.00	0.00	0.00	0.00	0.00	0.00	.0%
0012200 51400	OVERTIME						
	423,500.00	423,500.00	200,937.41	34,840.50	0.00	222,562.59	47.4%
0012200 51500	INCENTIVE						
	13,300.00	13,300.00	8,057.30	1,440.03	0.00	5,242.70	60.6%
0012200 52100	FICA						
	305,882.00	305,882.00	179,734.95	31,266.92	0.00	126,147.05	58.8%
0012200 52200	RETIREMENT						
	1,248,481.00	1,248,481.00	716,334.94	114,789.16	0.00	532,146.06	57.4%
0012200 52300	HEALTH INSUR						
	618,447.00	618,447.00	362,414.68	49,633.78	0.00	256,032.32	58.6%
0012200 52301	LIFE INSUR						
	9,867.00	9,867.00	6,567.50	841.00	0.00	3,299.50	66.6%
0012200 52400	WORKERS' COMP						
	146,500.00	138,500.00	45,527.32	5,690.92	0.00	92,972.68	32.9%
0012200 52500	UNEMPLOYMENT						
	0.00	0.00	0.00	0.00	0.00	0.00	.0%
0012200 53100	PROFESSIONAL SERVICES						
	5,000.00	5,000.00	173.00	173.00	0.00	4,827.00	3.5%
0012200 53400	CONTRACTUAL						
	403,900.00	385,900.00	334,581.53	10,352.78	0.00	51,318.47	86.7%
0012200 53500	INVESTIGATIONS						
	800.00	800.00	0.00	0.00	0.00	800.00	.0%
0012200 53910	HOUSING ALLOWANCE						
	0.00	0.00	0.00	0.00	0.00	0.00	.0%
0012200 54000	TRAINING/TRAVEL						
	63,292.00	63,292.00	49,304.71	3,793.84	0.00	13,987.29	77.9%
0012200 54100	COMM - PHONE/FAX/ALARM						
	1,280.00	1,280.00	1,280.00	0.00	0.00	0.00	100.0%
0012200 54101	COMMUNICATIONS-CELLULAR						
	10,800.00	10,800.00	6,228.11	764.28	0.00	4,571.89	57.7%
0012200 54103	COMMUNICATIONS-INTERNET						
	32,715.00	32,715.00	10,314.73	1,225.23	0.00	22,400.27	31.5%
0012200 54200	POSTAGE						
	800.00	800.00	263.88	0.00	0.00	536.12	33.0%
0012200 54300	UTILITIES ELECTRIC						
	35,000.00	35,000.00	12,486.86	1,438.34	0.00	22,513.14	35.7%

City of Fernandina Beach
YEAR-TO-DATE BUDGET REPORT

FOR 2026 08

ACCOUNTS FOR: 0012200 FIRE

		ORIGINAL APPROP	REVISED BUDGET	YTD EXPENDED	MTD EXPENDED	ENCUMBRANCES	AVAILABLE BUDGET	% USED
0012200	54310	UTILITIES-WATER & WASTEWATER						
		6,500.00	6,500.00	4,985.68	677.57	0.00	1,514.32	76.7%
0012200	54320	UTILITIES-PROPANE/OTHER						
		4,500.00	4,500.00	3,196.66	328.47	0.00	1,303.34	71.0%
0012200	54440	LAND RENT						
		10,000.00	10,000.00	6,666.68	833.33	0.00	3,333.32	66.7%
0012200	54500	INSURANCE						
		126,156.00	126,156.00	61,690.68	7,711.33	0.00	64,465.32	48.9%
0012200	54610	R/M BLDG & GROUNDS						
		66,875.00	82,927.00	55,712.30	26,086.89	0.00	27,214.70	67.2%
0012200	54611	R/M FACILITIES						
		20,750.00	20,750.00	13,127.89	222.30	0.00	7,622.11	63.3%
0012200	54620	R/M EQUIPMENT						
		28,751.00	28,751.00	24,189.72	66.52	0.00	4,561.28	84.1%
0012200	54630	R/M VEHICLES-LABOR						
		40,000.00	40,000.00	26,666.72	3,333.32	0.00	13,333.28	66.7%
0012200	54640	R/M VEHICLES-PARTS						
		80,000.00	80,000.00	42,752.65	-446.30	0.00	37,247.35	53.4%
0012200	54650	OUTSIDE R/M VEHICLES						
		0.00	0.00	0.00	0.00	0.00	0.00	.0%
0012200	54700	PRINTING						
		1,000.00	1,000.00	301.93	0.00	0.00	698.07	30.2%
0012200	54800	PROMOTIONAL						
		6,800.00	6,800.00	4,751.00	0.00	0.00	2,049.00	69.9%
0012200	54922	AMBULANCE BILLING/COLLEC FEE						
		80,000.00	80,000.00	38,479.45	5,000.00	0.00	41,520.55	48.1%
0012200	54970	PROGRAM COSTS						
		4,050.00	4,050.00	1,891.00	30.00	0.00	2,159.00	46.7%
0012200	55100	OFFICE SUPPLIES						
		2,500.00	2,500.00	908.57	0.00	0.00	1,591.43	36.3%
0012200	55200	OPERATING SUPPLIES						
		61,350.00	61,350.00	37,962.74	10,885.62	0.00	23,387.26	61.9%
0012200	55210	UNIFORMS						
		82,300.00	82,300.00	53,512.31	8,178.90	0.00	28,787.69	65.0%
0012200	55220	JANITORIAL SUPPLIES						
		7,000.00	7,000.00	5,421.79	683.85	0.00	1,578.21	77.5%
0012200	55230	GAS/OIL						
		52,000.00	52,000.00	31,595.05	5,288.48	0.00	20,404.95	60.8%
0012200	55245	MEDICAL SUPPLIES						
		130,900.00	130,900.00	78,748.79	6,106.25	0.00	52,151.21	60.2%
0012200	55400	BOOKS/SUBS/DUES						
		6,750.00	6,750.00	3,347.79	1,575.00	0.00	3,402.21	49.6%
0012200	56200	BUILDING						
		0.00	0.00	0.00	0.00	0.00	0.00	.0%

City of Fernandina Beach
YEAR-TO-DATE BUDGET REPORT

FOR 2026 08

ACCOUNTS FOR: 0012200 FIRE

	ORIGINAL APPROP	REVISED BUDGET	YTD EXPENDED	MTD EXPENDED	ENCUMBRANCES	AVAILABLE BUDGET	% USED
0012200 56300	IMPROVEMENTS						
	0.00	0.00	0.00	0.00	0.00	0.00	.0%
0012200 56300 26036	FS1 PORCH COVERING						
	0.00	9,948.00	9,948.00	0.00	0.00	0.00	100.0%
0012200 56400	MACH/EQUIP						
	116,301.00	0.00	0.00	0.00	0.00	0.00	.0%
0012200 56400 26449	HAMILTON VENTILATORS						
	0.00	35,102.00	35,026.14	0.00	0.00	75.86	99.8%
0012200 56401	EQUIP-NON CAPITAL						
	20,000.00	20,000.00	4,143.37	3,600.50	0.00	15,856.63	20.7%
0012200 56410 23041	CITYVIEW SOFTWARE PROJ 23041						
	0.00	0.00	1,945.48	860.51	5,022.96	-6,968.44	100.0%
0012200 56415	SUBSCRIPTION BASED IT AGREEMNT						
	0.00	0.00	0.00	0.00	0.00	0.00	.0%
0012200 57100	PRINCIPAL						
	25,718.00	25,718.00	25,717.63	0.00	0.00	0.37	100.0%
0012200 57200	INTEREST						
	0.00	0.00	0.00	0.00	0.00	0.00	.0%
TOTAL FIRE							
	8,016,340.00	7,935,141.00	4,740,579.73	722,897.74	5,022.96	3,189,538.31	59.8%
TOTAL EXPENSES							
	8,016,340.00	7,935,141.00	4,740,579.73	722,897.74	5,022.96	3,189,538.31	

City of Fernandina Beach
YEAR-TO-DATE BUDGET REPORT

FOR 2026 08

ACCOUNTS FOR: 0012201 FIRE OCEAN RESCUE

	ORIGINAL APPROP	REVISED BUDGET	YTD EXPENDED	MTD EXPENDED	ENCUMBRANCES	AVAILABLE BUDGET	% USED
0012201 51200	SALARIES						
	184,243.00	184,243.00	119,388.68	21,258.55	0.00	64,854.32	64.8%
0012201 51210	WC REIMB						
	0.00	0.00	0.00	0.00	0.00	0.00	.0%
0012201 51300	SEASONAL/TEMPORARY						
	270,605.00	270,605.00	32,418.62	27,842.56	0.00	238,186.38	12.0%
0012201 51350	PART TIME SALARIES						
	179,495.00	179,495.00	89,886.28	33,208.47	0.00	89,608.72	50.1%
0012201 51400	OVERTIME						
	45,000.00	45,000.00	2,693.76	2,095.17	0.00	42,306.24	6.0%
0012201 52100	FICA						
	51,794.00	51,794.00	18,620.57	6,446.81	0.00	33,173.43	36.0%
0012201 52200	RETIREMENT						
	38,304.00	38,304.00	24,978.45	4,419.63	0.00	13,325.55	65.2%
0012201 52300	HEALTH INSUR						
	36,777.00	36,777.00	15,639.31	2,076.16	0.00	21,137.69	42.5%
0012201 52301	LIFE INSUR						
	534.00	534.00	368.00	46.25	0.00	166.00	68.9%
0012201 52400	WORKERS' COMP						
	31,204.00	31,204.00	5,673.32	709.17	0.00	25,530.68	18.2%
0012201 53400	CONTRACTUAL						
	46,018.00	32,918.00	10,624.25	538.40	0.00	22,293.75	32.3%
0012201 54000	TRAINING/TRAVEL						
	5,700.00	5,700.00	861.99	0.00	0.00	4,838.01	15.1%
0012201 54100	COMM - PHONE/FAX/ALARM						
	320.00	320.00	320.00	0.00	0.00	0.00	100.0%
0012201 54101	COMMUNICATIONS-CELLULAR						
	5,638.00	5,638.00	3,098.47	418.02	0.00	2,539.53	55.0%
0012201 54103	COMMUNICATIONS-INTERNET						
	1,200.00	1,200.00	1,157.48	0.00	0.00	42.52	96.5%
0012201 54300	UTILITIES ELECTRIC						
	5,500.00	5,500.00	2,339.07	315.60	0.00	3,160.93	42.5%
0012201 54310	UTILITIES-WATER & WASTEWATER						
	3,000.00	3,000.00	1,212.76	162.73	0.00	1,787.24	40.4%
0012201 54320	UTILITIES-PROPANE/OTHER						
	600.00	600.00	282.38	40.37	0.00	317.62	47.1%
0012201 54500	INSURANCE						
	18,615.00	18,615.00	9,494.68	1,186.83	0.00	9,120.32	51.0%
0012201 54610	R/M BLDG & GROUNDS						
	1,500.00	1,500.00	400.00	0.00	0.00	1,100.00	26.7%
0012201 54611	R/M FACILITIES						
	38,500.00	38,500.00	31,859.31	796.29	0.01	6,640.68	82.8%
0012201 54620	R/M EQUIPMENT						
	11,500.00	11,500.00	4,024.46	1,921.66	0.00	7,475.54	35.0%

City of Fernandina Beach
YEAR-TO-DATE BUDGET REPORT

FOR 2026 08

ACCOUNTS FOR: 0012201 FIRE OCEAN RESCUE

	ORIGINAL APPROP	REVISED BUDGET	YTD EXPENDED	MTD EXPENDED	ENCUMBRANCES	AVAILABLE BUDGET	% USED
0012201 54630 R/M VEHICLES-LABOR	19,000.00	19,000.00	12,666.68	1,583.33	0.00	6,333.32	66.7%
0012201 54640 R/M VEHICLES-PARTS	19,000.00	19,000.00	12,670.69	1,399.42	0.00	6,329.31	66.7%
0012201 54700 PRINTING	500.00	500.00	301.95	0.00	0.00	198.05	60.4%
0012201 54800 PROMOTIONAL	4,200.00	4,200.00	1,336.16	0.00	0.00	2,863.84	31.8%
0012201 55100 OFFICE SUPPLIES	750.00	750.00	366.99	97.35	0.00	383.01	48.9%
0012201 55200 OPERATING SUPPLIES	18,330.00	18,330.00	5,468.40	512.49	0.00	12,861.60	29.8%
0012201 55210 UNIFORMS	16,400.00	16,400.00	2,127.75	876.25	0.00	14,272.25	13.0%
0012201 55230 GAS/OIL	17,000.00	17,000.00	8,490.81	2,074.41	0.00	8,509.19	49.9%
0012201 55245 MEDICAL SUPPLIES	2,600.00	2,600.00	1,267.61	0.00	0.00	1,332.39	48.8%
0012201 55400 BOOKS/SUBS/DUES	2,600.00	2,600.00	1,336.95	618.65	0.00	1,263.05	51.4%
0012201 56300 IMPROVEMENTS	0.00	0.00	0.00	0.00	0.00	0.00	.0%
0012201 56400 EQUIPMENT	40,000.00	0.00	0.00	0.00	0.00	0.00	.0%
0012201 56400 25400 OCEAN RESCUE F-150 (RE#145)	0.00	0.00	0.00	0.00	0.00	0.00	.0%
0012201 56400 26406 OCEAN RESCUE VEHICLE RE #144	15,000.00	15,000.00	14,759.42	0.00	0.00	240.58	98.4%
0012201 56400 26407 KAWASAKI PWC & TRAILER	30,000.00	30,000.00	28,091.50	2,704.12	0.00	1,908.50	93.6%
0012201 56400 26447 MOTOROLLA RADIOS-OR	0.00	40,000.00	0.00	0.00	40,000.00	0.00	100.0%
0012201 56400 26450 OCEAN RESCUE RIB BOAT & MOTOR	0.00	11,500.00	0.00	0.00	0.00	11,500.00	.0%
0012201 56400 26451 RIP CURRENT SIMULATOR	0.00	0.00	0.00	0.00	0.00	0.00	.0%
0012201 56401 NON CAP EQUIP	3,900.00	5,500.00	0.00	0.00	5,488.98	11.02	99.8%
TOTAL FIRE OCEAN RESCUE	1,165,327.00	1,165,327.00	464,226.75	113,348.69	45,488.99	655,611.26	43.7%
TOTAL EXPENSES	1,165,327.00	1,165,327.00	464,226.75	113,348.69	45,488.99	655,611.26	

City of Fernandina Beach
YEAR-TO-DATE BUDGET REPORT

FOR 2026 08

ACCOUNTS FOR: 0012202 FIRE BEACH RANGERS

	ORIGINAL APPROP	REVISED BUDGET	YTD EXPENDED	MTD EXPENDED	ENCUMBRANCES	AVAILABLE BUDGET	% USED
0012202 51350 PART TIME SALARIES	0.00	0.00	0.00	-464.25	0.00	0.00	.0%
0012202 51400 OVERTIME	0.00	0.00	0.00	0.00	0.00	0.00	.0%
0012202 52100 FICA	0.00	0.00	0.00	-35.51	0.00	0.00	.0%
0012202 52400 WORKERS' COMP	0.00	0.00	0.00	0.00	0.00	0.00	.0%
0012202 53400 CONTRACTUAL	0.00	0.00	0.00	0.00	0.00	0.00	.0%
0012202 54000 TRAINING/TRAVEL	0.00	0.00	0.00	0.00	0.00	0.00	.0%
0012202 54101 COMMUNICATIONS-CELLULAR	0.00	0.00	0.00	0.00	0.00	0.00	.0%
0012202 54500 INSURANCE	0.00	0.00	0.00	0.00	0.00	0.00	.0%
0012202 54620 R/M EQUIPMENT	0.00	0.00	0.00	0.00	0.00	0.00	.0%
0012202 54630 R/M VEHICLES-LABOR	0.00	0.00	0.00	0.00	0.00	0.00	.0%
0012202 54640 R/M VEHICLES-PARTS	0.00	0.00	0.00	0.00	0.00	0.00	.0%
0012202 54700 PRINTING	0.00	0.00	0.00	0.00	0.00	0.00	.0%
0012202 54800 PROMOTIONAL	0.00	0.00	0.00	0.00	0.00	0.00	.0%
0012202 55200 OPERATING SUPPLIES	0.00	0.00	0.00	0.00	0.00	0.00	.0%
0012202 55210 UNIFORMS	0.00	0.00	0.00	0.00	0.00	0.00	.0%
0012202 55230 GAS/OIL	0.00	0.00	0.00	0.00	0.00	0.00	.0%
0012202 56400 EQUIPMENT	0.00	0.00	0.00	0.00	0.00	0.00	.0%
0012202 56401 NON CAP EQUIP	0.00	0.00	0.00	0.00	0.00	0.00	.0%
TOTAL FIRE BEACH RANGERS	0.00	0.00	0.00	-499.76	0.00	0.00	.0%
TOTAL EXPENSES	0.00	0.00	0.00	-499.76	0.00	0.00	

City of Fernandina Beach
YEAR-TO-DATE BUDGET REPORT

FOR 2026 08

ACCOUNTS FOR: 0012400 BUILDING / PERMITTING

		ORIGINAL APPROP	REVISED BUDGET	YTD EXPENDED	MTD EXPENDED	ENCUMBRANCES	AVAILABLE BUDGET	% USED
0012400 51200	SALARIES	30,795.00	30,795.00	18,904.22	2,368.80	0.00	11,890.78	61.4%
0012400 51210	WC REIMB	0.00	0.00	0.00	0.00	0.00	0.00	.0%
0012400 51300	SEASONAL/TEMPORARY	0.00	0.00	0.00	0.00	0.00	0.00	.0%
0012400 51350	PART-TIME	0.00	0.00	0.00	0.00	0.00	0.00	.0%
0012400 51400	OVERTIME	0.00	0.00	0.00	0.00	0.00	0.00	.0%
0012400 52100	FICA	2,353.00	2,353.00	1,445.41	181.20	0.00	907.59	61.4%
0012400 52200	RETIREMENT	6,403.00	6,403.00	3,979.92	492.47	0.00	2,423.08	62.2%
0012400 52300	HEALTH INSUR	0.00	0.00	0.00	0.00	0.00	0.00	.0%
0012400 52301	LIFE INSUR	89.00	89.00	54.25	7.75	0.00	34.75	61.0%
0012400 52400	WORKERS' COMP	0.00	36.00	-6.00	1.50	0.00	42.00	-16.7%
0012400 52500	UNEMPLOYMENT	0.00	0.00	0.00	0.00	0.00	0.00	.0%
0012400 53100	PROFESSIONAL SERVICES	0.00	0.00	0.00	0.00	0.00	0.00	.0%
0012400 53400	CONTRACTUAL	12,352.00	12,352.00	4,978.99	0.00	0.00	7,373.01	40.3%
0012400 54000	TRAINING/TRAVEL	0.00	0.00	0.00	0.00	0.00	0.00	.0%
0012400 54100	COMM - PHONE/FAX/ALARM	0.00	0.00	0.00	0.00	0.00	0.00	.0%
0012400 54101	COMMUNICATIONS-CELLULAR	0.00	0.00	0.00	0.00	0.00	0.00	.0%
0012400 54300	UTILITIES ELECTRIC	0.00	0.00	0.00	0.00	0.00	0.00	.0%
0012400 54500	INSURANCE	0.00	0.00	0.00	0.00	0.00	0.00	.0%
0012400 54610	R/M BLDG & GROUNDS	0.00	0.00	0.00	0.00	0.00	0.00	.0%
0012400 54620	R/M EQUIPMENT	0.00	0.00	0.00	0.00	0.00	0.00	.0%
0012400 54630	R/M VEHICLES-LABOR	0.00	0.00	0.00	0.00	0.00	0.00	.0%
0012400 54640	R/M VEHICLES-PARTS	0.00	0.00	0.00	0.00	0.00	0.00	.0%

City of Fernandina Beach
YEAR-TO-DATE BUDGET REPORT

FOR 2026 08

ACCOUNTS FOR: 0012400 BUILDING / PERMITTING

	ORIGINAL APPROP	REVISED BUDGET	YTD EXPENDED	MTD EXPENDED	ENCUMBRANCES	AVAILABLE BUDGET	% USED
0012400 54700	PRINTING						
	0.00	0.00	0.00	0.00	0.00	0.00	.0%
0012400 55100	OFFICE SUPPLIES						
	0.00	0.00	0.00	0.00	0.00	0.00	.0%
0012400 55200	OPERATING SUPPLIES						
	0.00	0.00	0.00	0.00	0.00	0.00	.0%
0012400 55210	UNIFORMS						
	0.00	0.00	0.00	0.00	0.00	0.00	.0%
0012400 55230	GAS/OIL						
	0.00	0.00	0.00	0.00	0.00	0.00	.0%
0012400 55400	BOOKS/SUBS/DUES						
	0.00	0.00	0.00	0.00	0.00	0.00	.0%
0012400 56300	IMPROVEMENTS						
	0.00	0.00	0.00	0.00	0.00	0.00	.0%
0012400 56400	MACH/EQUIP						
	0.00	0.00	0.00	0.00	0.00	0.00	.0%
0012400 56401	EQUIP-NON CAPITAL						
	0.00	0.00	0.00	0.00	0.00	0.00	.0%
0012400 56410 23041	CITYVIEW SOFTWARE PROJ 23041						
	0.00	0.00	12,958.99	5,727.76	20,723.69	-33,682.68	100.0%
0012400 59140	TRANSFER TO BUILDING FUND						
	0.00	0.00	0.00	0.00	0.00	0.00	.0%
TOTAL BUILDING / PERMITTING							
	51,992.00	52,028.00	42,315.78	8,779.48	20,723.69	-11,011.47	121.2%
TOTAL EXPENSES							
	51,992.00	52,028.00	42,315.78	8,779.48	20,723.69	-11,011.47	

City of Fernandina Beach
YEAR-TO-DATE BUDGET REPORT

FOR 2026 08

ACCOUNTS FOR: 0012420 CODE ENFORCEMENT

	ORIGINAL APPROP	REVISED BUDGET	YTD EXPENDED	MTD EXPENDED	ENCUMBRANCES	AVAILABLE BUDGET	% USED
0012420 51200	SALARIES						
	272,029.00	272,029.00	174,207.86	24,859.05	0.00	97,821.14	64.0%
0012420 51350	PART-TIME						
	0.00	0.00	0.00	0.00	0.00	0.00	.0%
0012420 51400	OVERTIME						
	250.00	250.00	128.25	0.00	0.00	121.75	51.3%
0012420 52100	FICA						
	22,715.00	22,715.00	13,270.72	1,854.34	0.00	9,444.28	58.4%
0012420 52200	RETIREMENT						
	62,783.00	62,783.00	34,183.26	5,168.18	0.00	28,599.74	54.4%
0012420 52300	HEALTH INSUR						
	62,237.00	62,237.00	23,655.06	3,418.10	0.00	38,581.94	38.0%
0012420 52301	LIFE INSUR						
	1,725.00	1,725.00	480.75	53.75	0.00	1,244.25	27.9%
0012420 52400	WORKERS' COMP						
	3,058.00	3,058.00	1,122.00	140.25	0.00	1,936.00	36.7%
0012420 52500	UNEMPLOYMENT						
	0.00	0.00	0.00	0.00	0.00	0.00	.0%
0012420 53100	PROFESSIONAL SERVICES						
	0.00	173.00	173.00	173.00	0.00	0.00	100.0%
0012420 53400	CONTRACTUAL						
	74,226.00	74,226.00	30,877.46	570.47	0.00	43,348.54	41.6%
0012420 54000	TRAINING/TRAVEL						
	8,000.00	8,000.00	2,240.77	20.00	0.00	5,759.23	28.0%
0012420 54100	COMM - PHONE/FAX/ALARM						
	480.00	480.00	480.00	0.00	0.00	0.00	100.0%
0012420 54101	COMMUNICATIONS-CELLULAR						
	3,000.00	3,000.00	1,465.55	113.95	0.00	1,534.45	48.9%
0012420 54500	INSURANCE						
	7,978.00	7,978.00	4,069.32	508.67	0.00	3,908.68	51.0%
0012420 54620	R/M EQUIPMENT						
	0.00	0.00	0.00	0.00	0.00	0.00	.0%
0012420 54630	R/M VEHICLES-LABOR						
	2,000.00	2,000.00	1,333.32	166.67	0.00	666.68	66.7%
0012420 54640	R/M VEHICLES-PARTS						
	2,000.00	2,000.00	576.38	0.00	0.00	1,423.62	28.8%
0012420 54700	PRINTING						
	1,500.00	1,500.00	1,177.03	30.50	0.00	322.97	78.5%
0012420 54900	MISC EXPENSE						
	0.00	0.00	0.00	0.00	0.00	0.00	.0%
0012420 54930	COLLECTIONS/LITIGATION COSTS						
	600.00	600.00	600.00	0.00	0.00	0.00	100.0%
0012420 55100	OFFICE SUPPLIES						
	1,500.00	1,500.00	695.01	167.79	0.00	804.99	46.3%

City of Fernandina Beach
YEAR-TO-DATE BUDGET REPORT

FOR 2026 08

ACCOUNTS FOR: 0012420 CODE ENFORCEMENT

	ORIGINAL APPROP	REVISED BUDGET	YTD EXPENDED	MTD EXPENDED	ENCUMBRANCES	AVAILABLE BUDGET	% USED
0012420 55200	OPERATING SUPPLIES						
	2,960.00	2,787.00	1,405.12	916.51	0.00	1,381.88	50.4%
0012420 55210	UNIFORMS						
	1,500.00	1,500.00	1,237.88	0.00	0.00	262.12	82.5%
0012420 55230	GAS/OIL						
	2,000.00	2,000.00	1,285.54	147.40	0.00	714.46	64.3%
0012420 55400	BOOKS/SUBS/DUES						
	1,125.00	1,125.00	788.00	0.00	0.00	337.00	70.0%
0012420 56400	EQUIPMENT						
	0.00	0.00	0.00	0.00	0.00	0.00	.0%
0012420 56401	NON CAP EQUIP						
	2,800.00	2,800.00	0.00	0.00	0.00	2,800.00	.0%
0012420 56410 23041	CITYVIEW SOFTWARE PROJ 23041						
	0.00	0.00	463.68	206.16	1,205.84	-1,669.52	100.0%
TOTAL CODE ENFORCEMENT							
	536,466.00	536,466.00	295,915.96	38,514.79	1,205.84	239,344.20	55.4%
TOTAL EXPENSES							
	536,466.00	536,466.00	295,915.96	38,514.79	1,205.84	239,344.20	

City of Fernandina Beach
YEAR-TO-DATE BUDGET REPORT

FOR 2026 08

ACCOUNTS FOR: 0014100 STREETS

	ORIGINAL APPROP	REVISED BUDGET	YTD EXPENDED	MTD EXPENDED	ENCUMBRANCES	AVAILABLE BUDGET	% USED
0014100 51200	SALARIES						
	605,544.00	605,544.00	378,019.87	67,172.66	0.00	227,524.13	62.4%
0014100 51210	WC REIMB						
	0.00	0.00	0.00	0.00	0.00	0.00	.0%
0014100 51300	SEASONAL/TEMPORARY						
	0.00	0.00	0.00	0.00	0.00	0.00	.0%
0014100 51350	PART-TIME						
	0.00	0.00	0.00	0.00	0.00	0.00	.0%
0014100 51400	OVERTIME						
	42,000.00	42,000.00	29,914.50	5,405.97	0.00	12,085.50	71.2%
0014100 52100	FICA						
	46,975.00	46,975.00	30,791.29	5,468.13	0.00	16,183.71	65.5%
0014100 52200	RETIREMENT						
	131,319.00	131,319.00	84,824.01	15,089.10	0.00	46,494.99	64.6%
0014100 52300	HEALTH INSUR						
	132,828.00	132,828.00	68,356.69	9,811.56	0.00	64,471.31	51.5%
0014100 52301	LIFE INSUR						
	1,696.00	1,696.00	1,126.13	155.25	0.00	569.87	66.4%
0014100 52400	WORKERS' COMP						
	47,877.00	47,877.00	14,608.00	1,826.00	0.00	33,269.00	30.5%
0014100 52500	UNEMPLOYMENT						
	0.00	0.00	0.00	0.00	0.00	0.00	.0%
0014100 53100	PROFESSIONAL SERVICES						
	2,500.00	4,009.00	4,008.89	2,410.21	0.00	0.11	100.0%
0014100 53400	CONTRACTUAL						
	67,288.00	65,779.00	31,170.22	14,750.20	0.00	34,608.78	47.4%
0014100 54000	TRAINING/TRAVEL						
	14,015.00	14,015.00	5,916.35	20.00	0.00	8,098.65	42.2%
0014100 54100	COMM - PHONE/FAX/ALARM						
	160.00	160.00	160.00	0.00	0.00	0.00	100.0%
0014100 54101	COMMUNICATIONS-CELLULAR						
	3,400.00	3,400.00	863.91	88.97	0.00	2,536.09	25.4%
0014100 54103	COMMUNICATIONS-INTERNET						
	0.00	0.00	0.00	0.00	0.00	0.00	.0%
0014100 54200	POSTAGE						
	0.00	0.00	0.00	0.00	0.00	0.00	.0%
0014100 54300	UTILITIES ELECTRIC						
	422,000.00	422,000.00	197,502.72	715.37	0.00	224,497.28	46.8%
0014100 54310	UTILITIES-WATER & WASTEWATER						
	3,200.00	3,200.00	2,299.26	352.69	0.00	900.74	71.9%
0014100 54400	RENTALS/LEASES						
	7,500.00	7,500.00	0.00	0.00	0.00	7,500.00	.0%
0014100 54500	INSURANCE						
	36,540.00	36,540.00	18,638.00	2,329.75	0.00	17,902.00	51.0%

City of Fernandina Beach
YEAR-TO-DATE BUDGET REPORT

FOR 2026 08

ACCOUNTS FOR: 0014100 STREETS

		ORIGINAL APPROP	REVISED BUDGET	YTD EXPENDED	MTD EXPENDED	ENCUMBRANCES	AVAILABLE BUDGET	% USED
0014100 54610	R/M BLDG & GROUNDS	5,000.00	5,000.00	63.85	0.00	0.00	4,936.15	1.3%
0014100 54611	R/M FACILITIES	6,500.00	6,500.00	1,575.66	0.00	0.00	4,924.34	24.2%
0014100 54612	R/M STREETS	103,000.00	103,000.00	10,561.51	0.00	34.17	92,404.32	10.3%
0014100 54620	R/M EQUIPMENT	3,000.00	3,000.00	644.59	0.00	0.00	2,355.41	21.5%
0014100 54630	R/M VEHICLES-LABOR	63,000.00	63,000.00	42,000.00	5,250.00	0.00	21,000.00	66.7%
0014100 54640	R/M VEHICLES-PARTS	80,000.00	80,000.00	39,659.68	1,786.82	0.00	40,340.32	49.6%
0014100 54941	SIGNAGE COSTS	40,000.00	40,000.00	27,458.27	1,800.00	0.00	12,541.73	68.6%
0014100 55100	OFFICE SUPPLIES	250.00	250.00	202.72	0.00	0.00	47.28	81.1%
0014100 55200	OPERATING SUPPLIES	24,065.00	24,065.00	11,881.89	1,085.45	0.00	12,183.11	49.4%
0014100 55210	UNIFORMS	5,250.00	5,250.00	4,533.24	0.00	0.00	716.76	86.3%
0014100 55220	JANITORIAL SUPPLIES	500.00	500.00	0.00	0.00	0.00	500.00	.0%
0014100 55230	GAS/OIL	64,000.00	64,000.00	36,748.41	3,901.46	0.00	27,251.59	57.4%
0014100 55240	CHEMICALS	3,000.00	3,000.00	0.00	0.00	0.00	3,000.00	.0%
0014100 55300	ROAD MATERIALS	0.00	0.00	0.00	0.00	0.00	0.00	.0%
0014100 55400	BOOKS/SUBS/DUES	450.00	450.00	226.80	0.00	0.00	223.20	50.4%
0014100 56200	BUILDING	0.00	0.00	0.00	0.00	0.00	0.00	.0%
0014100 56300	IMPROVEMENTS	0.00	0.00	0.00	0.00	0.00	0.00	.0%
0014100 56300 22016	IMPROVEMENTS	0.00	0.00	0.00	0.00	0.00	0.00	.0%
0014100 56300 24007	STREETS OFFICE EXPANSION	0.00	0.00	0.00	0.00	0.00	0.00	.0%
0014100 56400	MACH/EQUIP	11,000.00	11,000.00	0.00	0.00	0.00	11,000.00	.0%
0014100 56400 25417	STREET ROLLER MACHINE	0.00	0.00	0.00	0.00	0.00	0.00	.0%
0014100 56400 25418	STREETS BUMP MILL ATTACHMENT	0.00	0.00	0.00	0.00	0.00	0.00	.0%

City of Fernandina Beach
YEAR-TO-DATE BUDGET REPORT

FOR 2026 08

ACCOUNTS FOR: 0014100 STREETS

	ORIGINAL APPROP	REVISED BUDGET	YTD EXPENDED	MTD EXPENDED	ENCUMBRANCES	AVAILABLE BUDGET	% USED
0014100 56400 26435	GRASSHOPPER MOWER #19452						
	13,000.00	13,000.00	12,477.15	0.00	0.00	522.85	96.0%
0014100 56400 26436	GRASSHOPPER MOWER-NEW						
	13,000.00	13,000.00	12,477.15	0.00	0.00	522.85	96.0%
0014100 56400 26437	STREETS AUTO FLAGGER DEV						
	40,000.00	40,000.00	29,315.84	0.00	0.00	10,684.16	73.3%
0014100 56401	EQUIP-NON CAPITAL						
	7,500.00	7,500.00	3,258.37	0.00	0.00	4,241.63	43.4%
0014100 56410 23041	CITYVIEW SOFTWARE PROJ 23041						
	0.00	0.00	1,713.64	757.43	4,420.04	-6,133.68	100.0%
0014100 57100	PRINCIPAL						
	0.00	0.00	0.00	0.00	0.00	0.00	.0%
0014100 57200	INTEREST						
	0.00	0.00	0.00	0.00	0.00	0.00	.0%
TOTAL STREETS							
	2,047,357.00	2,047,357.00	1,102,998.61	140,177.02	4,454.21	939,904.18	54.1%
TOTAL EXPENSES							
	2,047,357.00	2,047,357.00	1,102,998.61	140,177.02	4,454.21	939,904.18	

City of Fernandina Beach
YEAR-TO-DATE BUDGET REPORT

FOR 2026 08

ACCOUNTS FOR: 0015200 DOWNTOWN

			ORIGINAL APPROP	REVISED BUDGET	YTD EXPENDED	MTD EXPENDED	ENCUMBRANCES	AVAILABLE BUDGET	% USED
0015200 51200		SALARIES	95,025.00	95,025.00	47,662.87	9,816.24	0.00	47,362.13	50.2%
0015200 52100		FICA	7,107.00	7,107.00	3,336.62	666.20	0.00	3,770.38	46.9%
0015200 52200		RETIREMENT	19,756.00	19,756.00	9,347.63	2,040.81	0.00	10,408.37	47.3%
0015200 52300		HEALTH INSUR	11,427.00	11,427.00	8,876.95	2,025.96	0.00	2,550.05	77.7%
0015200 52301		LIFE INSUR	274.00	274.00	124.59	21.50	0.00	149.41	45.5%
0015200 52400		WORKERS' COMP	94.00	94.00	24.68	3.08	0.00	69.32	26.3%
0015200 53100		PROFESSIONAL SERVICES	0.00	0.00	0.00	0.00	0.00	0.00	.0%
0015200 53100	26027	HARBOR MASTER PLAN	0.00	0.00	0.00	0.00	0.00	0.00	.0%
0015200 53400		CONTRACTUAL	119,436.00	116,020.00	38,185.00	3,664.71	7,645.00	70,190.00	39.5%
0015200 53405		CONTRACTUAL - PAID PARKING	0.00	0.00	0.00	0.00	0.00	0.00	.0%
0015200 54100		COMM - PHONE/FAX/ALARM	160.00	160.00	160.00	0.00	0.00	0.00	100.0%
0015200 54101		COMMUNICATIONS-CELLULAR	650.00	650.00	384.64	50.00	0.00	265.36	59.2%
0015200 54300		UTILITIES ELECTRIC	33,000.00	33,000.00	20,505.38	2,861.44	0.00	12,494.62	62.1%
0015200 54310		UTILITIES-WATER & WASTEWATER	25,000.00	25,000.00	13,456.09	2,256.73	0.00	11,543.91	53.8%
0015200 54400		RENTALS/LEASES	15,000.00	18,416.00	18,415.02	0.00	0.00	0.98	100.0%
0015200 54500		INSURANCE	10,971.00	10,971.00	3,516.68	439.58	0.00	7,454.32	32.1%
0015200 54610		R/M BLDG & GROUNDS	63,000.00	63,000.00	32,840.02	3,525.77	12,933.00	17,226.98	72.7%
0015200 54611		R/M FACILITIES	20,750.00	20,750.00	3,049.18	85.52	0.00	17,700.82	14.7%
0015200 54620		R/M EQUIPMENT	1,000.00	1,000.00	0.00	0.00	0.00	1,000.00	.0%
0015200 54800		PROMOTIONAL	0.00	0.00	0.00	0.00	0.00	0.00	.0%
0015200 55200		OPERATING SUPPLIES	6,700.00	6,700.00	4,455.69	-616.91	0.00	2,244.31	66.5%
0015200 55220		JANITORIAL SUPPLIES	7,000.00	7,000.00	3,833.54	0.00	0.00	3,166.46	54.8%

City of Fernandina Beach
YEAR-TO-DATE BUDGET REPORT

FOR 2026 08

ACCOUNTS FOR: 0015200 DOWNTOWN	ORIGINAL APPROP	REVISED BUDGET	YTD EXPENDED	MTD EXPENDED	ENCUMBRANCES	AVAILABLE BUDGET	% USED
0015200 56300 IMPROVEMENTS	0.00	0.00	0.00	0.00	0.00	0.00	.0%
0015200 56400 MACH/EQUIP	0.00	0.00	0.00	0.00	0.00	0.00	.0%
0015200 56401 EQUIP-NON CAPITAL	1,000.00	1,000.00	0.00	0.00	0.00	1,000.00	.0%
TOTAL DOWNTOWN	437,350.00	437,350.00	208,174.58	26,840.63	20,578.00	208,597.42	52.3%
TOTAL EXPENSES	437,350.00	437,350.00	208,174.58	26,840.63	20,578.00	208,597.42	

City of Fernandina Beach
YEAR-TO-DATE BUDGET REPORT

FOR 2026 08

ACCOUNTS FOR: 0015640 PUBLIC ASSISTANCE

	ORIGINAL APPROP	REVISED BUDGET	YTD EXPENDED	MTD EXPENDED	ENCUMBRANCES	AVAILABLE BUDGET	% USED
0015640 55600	UTILITY EXEMPTION (AGED/POOR)						
	40,000.00	40,000.00	0.00	0.00	0.00	40,000.00	.0%
0015640 55601	COUNCIL ON AGING						
	50,000.00	50,000.00	37,500.00	12,500.00	0.00	12,500.00	75.0%
0015640 55602	NON PROFIT EPISCOPAL						
	0.00	0.00	0.00	0.00	0.00	0.00	.0%
0015640 55603	BOYS AND GIRLS CLUB						
	0.00	0.00	0.00	0.00	0.00	0.00	.0%
0015640 55604	NON PROFIT BARNABAS						
	30,000.00	30,000.00	15,000.00	0.00	0.00	15,000.00	50.0%
0015640 55605	NON PROFIT MICAH'S PLACE						
	5,000.00	5,000.00	2,500.00	0.00	0.00	2,500.00	50.0%
0015640 55606	NON PROFIT NASSU MENTAL HEALTH						
	15,000.00	15,000.00	7,500.00	0.00	0.00	7,500.00	50.0%
0015640 55607	NON PROFIT FAMILY SUPPORT SVCS						
	0.00	0.00	0.00	0.00	0.00	0.00	.0%
0015640 55608	NON PROFIT AMERICA'S YOUTH						
	0.00	0.00	0.00	0.00	0.00	0.00	.0%
0015640 55609	NON PROFIT CW VISION						
	0.00	0.00	0.00	0.00	0.00	0.00	.0%
0015640 55610	NON PROFIT SALVATION ARMY						
	0.00	0.00	0.00	0.00	0.00	0.00	.0%
0015640 55612	NON PROFIT THE ARC NASSAU						
	0.00	0.00	0.00	0.00	0.00	0.00	.0%
0015640 55613	AME CHURCH						
	0.00	0.00	0.00	0.00	0.00	0.00	.0%
0015640 55614	NON PROFIT TRINITY UMC						
	0.00	0.00	0.00	0.00	0.00	0.00	.0%
0015640 55615	NON PROFIT RISE AGAINST HUNGER						
	0.00	0.00	0.00	0.00	0.00	0.00	.0%
0015640 55616	NONPROFIT ECONOMIC DEVELOPMENT						
	2,500.00	2,500.00	1,250.00	0.00	0.00	1,250.00	50.0%
0015640 55620	NON PROFIT GRANT FUNDING						
	0.00	0.00	0.00	0.00	0.00	0.00	.0%
0015640 55674	JULY 4TH FIREWORKS						
	0.00	0.00	0.00	0.00	0.00	0.00	.0%
TOTAL PUBLIC ASSISTANCE							
	142,500.00	142,500.00	63,750.00	12,500.00	0.00	78,750.00	44.7%
TOTAL EXPENSES							
	142,500.00	142,500.00	63,750.00	12,500.00	0.00	78,750.00	

City of Fernandina Beach
YEAR-TO-DATE BUDGET REPORT

FOR 2026 08

ACCOUNTS FOR: 0017100 LIBRARY

	ORIGINAL APPROP	REVISED BUDGET	YTD EXPENDED	MTD EXPENDED	ENCUMBRANCES	AVAILABLE BUDGET	% USED
0017100 53400 CONTRACTUAL	4,455.00	4,455.00	3,673.32	1,097.79	0.00	781.68	82.5%
0017100 54500 INSURANCE	10,736.00	10,736.00	5,476.00	684.50	0.00	5,260.00	51.0%
0017100 54610 R/M BLDG & GROUNDS	0.00	0.00	0.00	0.00	0.00	0.00	.0%
0017100 54611 R/M FACILITIES	12,000.00	12,000.00	9,114.19	3,463.07	0.00	2,885.81	76.0%
0017100 54620 R/M EQUIPMENT	0.00	0.00	0.00	0.00	0.00	0.00	.0%
0017100 55200 OPERATING SUPPLIES	0.00	0.00	0.00	0.00	0.00	0.00	.0%
0017100 56200 BUILDING	0.00	0.00	0.00	0.00	0.00	0.00	.0%
0017100 56300 IMPROVEMENTS	0.00	0.00	0.00	0.00	0.00	0.00	.0%
0017100 56400 MACH/EQUIP	36,000.00	36,000.00	26,535.68	11,352.93	1,888.32	7,576.00	79.0%
TOTAL LIBRARY	63,191.00	63,191.00	44,799.19	16,598.29	1,888.32	16,503.49	73.9%
TOTAL EXPENSES	63,191.00	63,191.00	44,799.19	16,598.29	1,888.32	16,503.49	

City of Fernandina Beach
YEAR-TO-DATE BUDGET REPORT

FOR 2026 08

ACCOUNTS FOR: 0017200 RECREATION

	ORIGINAL APPROP	REVISED BUDGET	YTD EXPENDED	MTD EXPENDED	ENCUMBRANCES	AVAILABLE BUDGET	% USED
0017200 51200	SALARIES						
	581,779.00	581,779.00	376,004.27	65,977.54	0.00	205,774.73	64.6%
0017200 51210	WC REIMB						
	0.00	0.00	0.00	0.00	0.00	0.00	.0%
0017200 51300	SEASONAL/TEMPORARY						
	0.00	0.00	0.00	0.00	0.00	0.00	.0%
0017200 51350	PART-TIME						
	48,308.00	48,308.00	26,538.42	4,976.16	0.00	21,769.58	54.9%
0017200 51400	OVERTIME						
	1,000.00	2,000.00	1,160.13	93.32	0.00	839.87	58.0%
0017200 52100	FICA						
	47,746.00	47,746.00	30,115.01	5,333.33	0.00	17,630.99	63.1%
0017200 52200	RETIREMENT						
	119,435.00	119,435.00	77,544.38	13,736.09	0.00	41,890.62	64.9%
0017200 52300	HEALTH INSUR						
	110,220.00	110,220.00	67,536.99	8,900.22	0.00	42,683.01	61.3%
0017200 52301	LIFE INSUR						
	1,691.00	1,691.00	1,165.25	143.75	0.00	525.75	68.9%
0017200 52400	WORKERS' COMP						
	4,650.00	4,650.00	1,964.68	245.58	0.00	2,685.32	42.3%
0017200 52500	UNEMPLOYMENT						
	0.00	0.00	0.00	0.00	0.00	0.00	.0%
0017200 53100	PROFESSIONAL SERVICES						
	0.00	0.00	0.00	0.00	0.00	0.00	.0%
0017200 53400	CONTRACTUAL						
	31,651.00	53,641.00	41,976.49	23,859.69	0.00	11,664.51	78.3%
0017200 53910	HOUSING ALLOWANCE						
	0.00	0.00	0.00	0.00	0.00	0.00	.0%
0017200 54000	TRAINING/TRAVEL						
	7,500.00	7,500.00	120.00	60.00	0.00	7,380.00	1.6%
0017200 54100	COMM - PHONE/FAX/ALARM						
	2,556.00	2,556.00	1,612.59	0.00	0.00	943.41	63.1%
0017200 54101	COMMUNICATIONS-CELLULAR						
	2,100.00	2,100.00	1,243.50	152.08	0.00	856.50	59.2%
0017200 54103	COMMUNICATIONS-INTERNET						
	3,400.00	3,400.00	3,366.86	11.60	0.00	33.14	99.0%
0017200 54200	POSTAGE						
	0.00	0.00	0.00	0.00	0.00	0.00	.0%
0017200 54300	UTILITIES ELECTRIC						
	66,000.00	66,000.00	35,071.79	4,520.83	0.00	30,928.21	53.1%
0017200 54310	UTILITIES-WATER & WASTEWATER						
	12,000.00	12,000.00	8,626.67	138.84	0.00	3,373.33	71.9%
0017200 54320	UTILITIES-PROPANE/OTHER						
	0.00	0.00	0.00	0.00	0.00	0.00	.0%

City of Fernandina Beach
YEAR-TO-DATE BUDGET REPORT

FOR 2026 08

ACCOUNTS FOR: 0017200 RECREATION

		ORIGINAL APPROP	REVISED BUDGET	YTD EXPENDED	MTD EXPENDED	ENCUMBRANCES	AVAILABLE BUDGET	% USED
0017200 54400	RENTALS/LEASES	1,500.00	1,500.00	960.00	120.00	0.00	540.00	64.0%
0017200 54500	INSURANCE	35,820.00	35,820.00	13,915.32	1,739.42	0.00	21,904.68	38.8%
0017200 54610	R/M BLDG & GROUNDS	9,000.00	9,000.00	2,335.87	269.06	0.00	6,664.13	26.0%
0017200 54611	R/M FACILITIES	68,300.00	68,300.00	36,303.61	736.26	3,592.00	28,404.39	58.4%
0017200 54620	R/M EQUIPMENT	7,500.00	7,500.00	1,728.74	0.00	0.00	5,771.26	23.0%
0017200 54630	R/M VEHICLES-LABOR	12,500.00	12,500.00	8,333.32	1,041.67	0.00	4,166.68	66.7%
0017200 54640	R/M VEHICLES-PARTS	12,000.00	12,000.00	9,767.90	407.72	0.00	2,232.10	81.4%
0017200 54700	PRINTING	0.00	0.00	0.00	0.00	0.00	0.00	.0%
0017200 54800	PROMOTIONAL	2,500.00	2,500.00	391.37	290.49	0.00	2,108.63	15.7%
0017200 54901	SPECIAL EVENTS	6,000.00	6,000.00	1,520.93	57.97	0.00	4,479.07	25.3%
0017200 54970	PROGRAM COSTS	235,000.00	212,810.00	134,021.66	23,412.92	0.00	78,788.34	63.0%
0017200 55100	OFFICE SUPPLIES	5,000.00	5,000.00	3,195.37	47.67	0.00	1,804.63	63.9%
0017200 55200	OPERATING SUPPLIES	11,645.00	16,545.00	13,334.78	736.46	0.00	3,210.22	80.6%
0017200 55210	UNIFORMS	700.00	700.00	-128.58	0.00	0.00	828.58	-18.4%
0017200 55220	JANITORIAL SUPPLIES	5,500.00	5,500.00	2,091.54	105.38	0.00	3,408.46	38.0%
0017200 55230	GAS/OIL	12,000.00	12,000.00	6,542.41	744.37	0.00	5,457.59	54.5%
0017200 55240	CHEMICALS	0.00	0.00	0.00	0.00	0.00	0.00	.0%
0017200 55400	BOOKS/SUBS/DUES	4,250.00	4,250.00	3,169.07	0.00	0.00	1,080.93	74.6%
0017200 56200	BUILDING	0.00	0.00	0.00	0.00	0.00	0.00	.0%
0017200 56300	IMPROVEMENTS	0.00	0.00	0.00	0.00	0.00	0.00	.0%
0017200 56300 23009	IMPROVEMENTS	0.00	0.00	0.00	0.00	0.00	0.00	.0%
0017200 56300 24008	BABE RUTH ROOF COATING	0.00	0.00	0.00	0.00	0.00	0.00	.0%

City of Fernandina Beach
YEAR-TO-DATE BUDGET REPORT

FOR 2026 08

ACCOUNTS FOR: 0017200 RECREATION	ORIGINAL APPROP	REVISED BUDGET	YTD EXPENDED	MTD EXPENDED	ENCUMBRANCES	AVAILABLE BUDGET	% USED
0017200 56400 MACH/EQUIP	76,500.00	59,896.00	31,127.98	0.00	0.00	28,768.02	52.0%
0017200 56401 EQUIP-NON CAPITAL	7,000.00	7,000.00	2,591.00	0.00	0.00	4,409.00	37.0%
TOTAL RECREATION	1,552,751.00	1,541,847.00	945,249.32	157,858.42	3,592.00	593,005.68	61.5%
TOTAL EXPENSES	1,552,751.00	1,541,847.00	945,249.32	157,858.42	3,592.00	593,005.68	

City of Fernandina Beach
YEAR-TO-DATE BUDGET REPORT

FOR 2026 08

ACCOUNTS FOR: 0017210 PARKS

		ORIGINAL APPROP	REVISED BUDGET	YTD EXPENDED	MTD EXPENDED	ENCUMBRANCES	AVAILABLE BUDGET	% USED
0017210 51200		SALARIES						
		545,517.00	545,517.00	371,580.86	64,996.02	0.00	173,936.14	68.1%
0017210 51300		SEASONAL/TEMPORARY						
		0.00	0.00	0.00	0.00	0.00	0.00	.0%
0017210 51350		PART-TIME						
		0.00	0.00	0.00	0.00	0.00	0.00	.0%
0017210 51400		OVERTIME						
		15,000.00	15,000.00	10,242.83	2,495.56	0.00	4,757.17	68.3%
0017210 52100		FICA						
		41,767.00	41,767.00	28,563.47	5,046.77	0.00	13,203.53	68.4%
0017210 52200		RETIREMENT						
		116,817.00	116,817.00	80,786.50	14,031.49	0.00	36,030.50	69.2%
0017210 52300		HEALTH INSUR						
		182,087.00	182,087.00	84,294.67	10,934.42	0.00	97,792.33	46.3%
0017210 52301		LIFE INSUR						
		1,794.00	1,794.00	1,125.76	140.00	0.00	668.24	62.8%
0017210 52400		WORKERS' COMP						
		8,796.00	8,796.00	5,352.00	669.00	0.00	3,444.00	60.8%
0017210 53100		PROFESSIONAL SERVICES						
		0.00	0.00	0.00	0.00	0.00	0.00	.0%
0017210 53100	26014	PARKS & REC MASTER PLAN						
		100,000.00	100,000.00	0.00	0.00	0.00	100,000.00	.0%
0017210 53400		CONTRACTUAL						
		207,377.00	207,377.00	127,511.44	26,446.79	54,031.69	25,833.87	87.5%
0017210 54000		TRAINING/TRAVEL						
		14,030.00	17,030.00	16,746.50	80.00	0.00	283.50	98.3%
0017210 54100		COMM - PHONE/FAX/ALARM						
		0.00	0.00	0.00	0.00	0.00	0.00	.0%
0017210 54101		COMMUNICATIONS-CELLULAR						
		2,500.00	2,500.00	603.66	77.13	0.00	1,896.34	24.1%
0017210 54300		UTILITIES ELECTRIC						
		84,000.00	84,000.00	53,565.73	6,794.11	0.00	30,434.27	63.8%
0017210 54310		UTILITIES-WATER & WASTEWATER						
		35,000.00	35,000.00	19,641.62	2,304.33	0.00	15,358.38	56.1%
0017210 54400		RENTALS/LEASES						
		7,500.00	7,500.00	1,121.27	1,121.27	0.00	6,378.73	15.0%
0017210 54500		INSURANCE						
		31,616.00	31,616.00	16,126.00	2,015.75	0.00	15,490.00	51.0%
0017210 54610		R/M BLDG & GROUNDS						
		197,900.00	197,900.00	132,165.66	-767.88	0.00	65,734.34	66.8%
0017210 54611		R/M FACILITIES						
		55,000.00	55,000.00	26,520.91	186.93	5.82	28,473.27	48.2%
0017210 54620		R/M EQUIPMENT						
		13,000.00	13,000.00	2,475.83	367.30	0.00	10,524.17	19.0%

City of Fernandina Beach
YEAR-TO-DATE BUDGET REPORT

FOR 2026 08

ACCOUNTS FOR: 0017210 PARKS

	ORIGINAL APPROP	REVISED BUDGET	YTD EXPENDED	MTD EXPENDED	ENCUMBRANCES	AVAILABLE BUDGET	% USED
0017210 54630	R/M VEHICLES-LABOR						
	23,000.00	23,000.00	15,333.32	1,916.67	0.00	7,666.68	66.7%
0017210 54640	R/M VEHICLES-PARTS						
	25,000.00	25,000.00	8,217.93	336.20	0.00	16,782.07	32.9%
0017210 54800	PROMOTIONAL						
	0.00	0.00	0.00	0.00	0.00	0.00	.0%
0017210 54900	MISC EXPENSE						
	0.00	0.00	0.00	0.00	0.00	0.00	.0%
0017210 55100	OFFICE SUPPLIES						
	0.00	0.00	0.00	0.00	0.00	0.00	.0%
0017210 55200	OPERATING SUPPLIES						
	59,815.00	59,815.00	43,966.51	1,684.30	0.00	15,848.49	73.5%
0017210 55210	UNIFORMS						
	6,400.00	6,400.00	5,061.44	147.50	0.00	1,338.56	79.1%
0017210 55220	JANITORIAL SUPPLIES						
	12,000.00	12,000.00	3,543.38	0.00	0.00	8,456.62	29.5%
0017210 55230	GAS/OIL						
	23,000.00	23,000.00	11,758.35	1,652.01	0.00	11,241.65	51.1%
0017210 55240	CHEMICALS						
	0.00	0.00	0.00	0.00	0.00	0.00	.0%
0017210 55400	BOOKS/SUBS/DUES						
	0.00	0.00	0.00	0.00	0.00	0.00	.0%
0017210 56200	BUILDING						
	0.00	0.00	0.00	0.00	0.00	0.00	.0%
0017210 56300	IMPROVEMENTS						
	0.00	0.00	0.00	0.00	0.00	0.00	.0%
0017210 56300 25053	MLK POOL FENCE REPLACEMENT						
	0.00	0.00	0.00	0.00	0.00	0.00	.0%
0017210 56300 25063	HICKORY ST PARK FENCE REPLACEM						
	0.00	0.00	0.00	0.00	0.00	0.00	.0%
0017210 56300 26015	LIGHTHOUSE FENCING						
	38,375.00	38,375.00	0.00	0.00	0.00	38,375.00	.0%
0017210 56300 26016	JOE VELARDI FIELD FENCING						
	26,625.00	26,625.00	26,624.76	0.00	0.00	0.24	100.0%
0017210 56400	MACH/EQUIP						
	0.00	0.00	0.00	0.00	0.00	0.00	.0%
0017210 56400 25407	PARKS UTILITY TRUCK (RE#260)						
	0.00	0.00	0.00	0.00	0.00	0.00	.0%
0017210 56400 26438	PARKS DUMP TRAILER RE #13545						
	20,000.00	11,100.00	11,000.00	0.00	0.00	100.00	99.1%
0017210 56400 26439	GREENFIELD EQUIPMENT						
	11,000.00	11,000.00	11,000.00	0.00	0.00	0.00	100.0%
0017210 56400 26440	GRASSHOPPER ZERO TURN #20554						
	15,000.00	12,478.00	12,477.15	0.00	0.00	0.85	100.0%

City of Fernandina Beach
YEAR-TO-DATE BUDGET REPORT

FOR 2026 08

ACCOUNTS FOR: 0017210 PARKS	ORIGINAL APPROP	REVISED BUDGET	YTD EXPENDED	MTD EXPENDED	ENCUMBRANCES	AVAILABLE BUDGET	% USED
0017210 56400 26441	PARKS GRASSHOPPER ZERO TURN						
	15,000.00	12,478.00	12,477.15	0.00	0.00	0.85	100.0%
0017210 56400 26442	PARKS TOP DRESSER RE #20557						
	12,000.00	12,000.00	10,087.05	0.00	0.00	1,912.95	84.1%
0017210 56400 26443	PARKS GRASSHOPPER MOWER						
	13,000.00	12,478.00	12,477.15	0.00	0.00	0.85	100.0%
0017210 56401	EQUIP-NON CAPITAL						
	5,500.00	5,500.00	4,085.96	0.00	0.00	1,414.04	74.3%
TOTAL PARKS							
	1,965,416.00	1,953,950.00	1,166,534.86	142,675.67	54,037.51	733,377.63	62.5%
TOTAL EXPENSES							
	1,965,416.00	1,953,950.00	1,166,534.86	142,675.67	54,037.51	733,377.63	

City of Fernandina Beach
YEAR-TO-DATE BUDGET REPORT

FOR 2026 08

ACCOUNTS FOR: 0017220 PECK

	ORIGINAL APPROP	REVISED BUDGET	YTD EXPENDED	MTD EXPENDED	ENCUMBRANCES	AVAILABLE BUDGET	% USED
0017220 51200	SALARIES						
	102,797.00	102,797.00	66,218.02	11,861.16	0.00	36,578.98	64.4%
0017220 51300	SEASONAL/TEMPORARY						
	0.00	0.00	0.00	0.00	0.00	0.00	.0%
0017220 51350	PART-TIME						
	44,483.00	44,483.00	28,518.22	4,928.17	0.00	15,964.78	64.1%
0017220 51400	OVERTIME						
	750.00	750.00	375.78	22.29	0.00	374.22	50.1%
0017220 52100	FICA						
	13,538.00	13,538.00	7,012.65	1,250.64	0.00	6,525.35	51.8%
0017220 52200	RETIREMENT						
	8,589.00	8,589.00	5,591.35	993.14	0.00	2,997.65	65.1%
0017220 52300	HEALTH INSUR						
	30,546.00	30,546.00	17,922.29	2,421.34	0.00	12,623.71	58.7%
0017220 52301	LIFE INSUR						
	299.00	299.00	206.75	26.00	0.00	92.25	69.1%
0017220 52400	WORKERS' COMP						
	3,898.00	3,898.00	1,424.68	178.08	0.00	2,473.32	36.5%
0017220 52500	UNEMPLOYMENT						
	0.00	0.00	0.00	0.00	0.00	0.00	.0%
0017220 53100	PROFESSIONAL SERVICES						
	0.00	0.00	0.00	0.00	0.00	0.00	.0%
0017220 53400	CONTRACTUAL						
	53,864.00	53,864.00	34,635.12	5,166.80	0.00	19,228.88	64.3%
0017220 54000	TRAINING/TRAVEL						
	0.00	0.00	0.00	0.00	0.00	0.00	.0%
0017220 54100	COMM - PHONE/FAX/ALARM						
	1,302.00	1,302.00	742.61	0.00	0.00	559.39	57.0%
0017220 54101	COMMUNICATIONS-CELLULAR						
	0.00	0.00	0.00	0.00	0.00	0.00	.0%
0017220 54103	COMMUNICATIONS-INTERNET						
	3,700.00	3,900.00	3,900.00	0.00	0.00	0.00	100.0%
0017220 54300	UTILITIES ELECTRIC						
	46,000.00	46,000.00	28,567.84	3,191.48	0.00	17,432.16	62.1%
0017220 54310	UTILITIES-WATER & WASTEWATER						
	16,000.00	16,000.00	8,435.37	1,153.36	0.00	7,564.63	52.7%
0017220 54320	UTILITIES-PROPANE/OTHER						
	0.00	0.00	0.00	0.00	0.00	0.00	.0%
0017220 54400	RENTALS/LEASES						
	0.00	0.00	0.00	0.00	0.00	0.00	.0%
0017220 54500	INSURANCE						
	11,523.00	11,523.00	5,878.00	734.75	0.00	5,645.00	51.0%
0017220 54610	R/M BLDG & GROUNDS						
	10,000.00	10,000.00	1,071.44	42.48	0.00	8,928.56	10.7%

City of Fernandina Beach
YEAR-TO-DATE BUDGET REPORT

FOR 2026 08

ACCOUNTS FOR: 0017220 PECK

		ORIGINAL APPROP	REVISED BUDGET	YTD EXPENDED	MTD EXPENDED	ENCUMBRANCES	AVAILABLE BUDGET	% USED
0017220 54611	R/M FACILITIES	53,000.00	53,000.00	9,391.00	87.21	8,969.00	34,640.00	34.6%
0017220 54620	R/M EQUIPMENT	8,500.00	8,500.00	1,029.00	0.00	0.00	7,471.00	12.1%
0017220 54630	R/M VEHICLES-LABOR	0.00	0.00	0.00	0.00	0.00	0.00	.0%
0017220 54640	R/M VEHICLES-PARTS	0.00	0.00	0.00	0.00	0.00	0.00	.0%
0017220 54800	PROMOTIONAL	0.00	0.00	0.00	0.00	0.00	0.00	.0%
0017220 54970	PROGRAM COSTS	19,000.00	19,000.00	1,176.58	211.64	0.00	17,823.42	6.2%
0017220 55100	OFFICE SUPPLIES	0.00	0.00	0.00	0.00	0.00	0.00	.0%
0017220 55200	OPERATING SUPPLIES	6,065.00	6,065.00	5,078.42	574.04	0.00	986.58	83.7%
0017220 55210	UNIFORMS	450.00	450.00	0.00	0.00	0.00	450.00	.0%
0017220 55220	JANITORIAL SUPPLIES	4,100.00	4,100.00	2,397.92	0.00	0.00	1,702.08	58.5%
0017220 55230	GAS/OIL	0.00	0.00	0.00	0.00	0.00	0.00	.0%
0017220 55400	BOOKS/SUBS/DUES	275.00	275.00	0.00	0.00	0.00	275.00	.0%
0017220 56200	BUILDING	0.00	0.00	0.00	0.00	0.00	0.00	.0%
0017220 56300	IMPROVEMENTS	0.00	0.00	0.00	0.00	0.00	0.00	.0%
0017220 56400	MACH/EQUIP	0.00	16,604.00	16,604.00	0.00	0.00	0.00	100.0%
0017220 56401	EQUIP-NON CAPITAL	5,000.00	5,000.00	0.00	0.00	0.00	5,000.00	.0%
TOTAL PECK		443,679.00	460,483.00	246,177.04	32,842.58	8,969.00	205,336.96	55.4%
TOTAL EXPENSES		443,679.00	460,483.00	246,177.04	32,842.58	8,969.00	205,336.96	

City of Fernandina Beach
YEAR-TO-DATE BUDGET REPORT

FOR 2026 08

ACCOUNTS FOR: 0017225 MLK CENTER

	ORIGINAL APPROP	REVISED BUDGET	YTD EXPENDED	MTD EXPENDED	ENCUMBRANCES	AVAILABLE BUDGET	% USED
0017225 51200	SALARIES						
	0.00	0.00	0.00	0.00	0.00	0.00	.0%
0017225 51210	WC REIMB						
	0.00	0.00	0.00	0.00	0.00	0.00	.0%
0017225 51300	SEASONAL/TEMPORARY						
	0.00	0.00	0.00	0.00	0.00	0.00	.0%
0017225 51350	PART-TIME						
	29,669.00	29,669.00	17,300.26	2,679.39	0.00	12,368.74	58.3%
0017225 51400	OVERTIME						
	500.00	500.00	0.00	0.00	0.00	500.00	.0%
0017225 52100	FICA						
	2,201.00	2,201.00	1,323.48	204.98	0.00	877.52	60.1%
0017225 52200	RETIREMENT						
	0.00	0.00	0.00	0.00	0.00	0.00	.0%
0017225 52300	HEALTH INSUR						
	0.00	0.00	0.00	0.00	0.00	0.00	.0%
0017225 52301	LIFE INSUR						
	0.00	0.00	0.00	0.00	0.00	0.00	.0%
0017225 52400	WORKERS' COMP						
	780.00	780.00	255.32	31.92	0.00	524.68	32.7%
0017225 52500	UNEMPLOYMENT						
	0.00	0.00	0.00	0.00	0.00	0.00	.0%
0017225 53100	PROFESSIONAL SERVICES						
	0.00	0.00	0.00	0.00	0.00	0.00	.0%
0017225 53400	CONTRACTUAL						
	5,774.00	5,774.00	2,907.52	123.44	0.00	2,866.48	50.4%
0017225 54000	TRAINING/TRAVEL						
	0.00	0.00	0.00	0.00	0.00	0.00	.0%
0017225 54100	COMM - PHONE/FAX/ALARM						
	160.00	160.00	160.00	0.00	0.00	0.00	100.0%
0017225 54101	COMMUNICATIONS-CELLULAR						
	0.00	0.00	0.00	0.00	0.00	0.00	.0%
0017225 54103	COMMUNICATIONS-INTERNET						
	3,400.00	3,400.00	2,672.47	136.56	0.00	727.53	78.6%
0017225 54200	POSTAGE						
	0.00	0.00	0.00	0.00	0.00	0.00	.0%
0017225 54300	UTILITIES ELECTRIC						
	29,000.00	29,000.00	23,193.10	3,759.20	0.00	5,806.90	80.0%
0017225 54310	UTILITIES-WATER & WASTEWATER						
	8,000.00	8,000.00	5,969.97	997.92	0.00	2,030.03	74.6%
0017225 54400	RENTALS/LEASES						
	1,400.00	1,400.00	1,400.00	175.00	0.00	0.00	100.0%
0017225 54500	INSURANCE						
	2,364.00	2,364.00	1,206.00	150.75	0.00	1,158.00	51.0%

City of Fernandina Beach
YEAR-TO-DATE BUDGET REPORT

FOR 2026 08

ACCOUNTS FOR: 0017225 MLK CENTER

		ORIGINAL APPROP	REVISED BUDGET	YTD EXPENDED	MTD EXPENDED	ENCUMBRANCES	AVAILABLE BUDGET	% USED
0017225 54610	R/M BLDG & GROUNDS	9,350.00	9,350.00	0.00	0.00	0.00	9,350.00	.0%
0017225 54611	R/M FACILITIES	7,800.00	7,800.00	5,250.22	0.00	0.00	2,549.78	67.3%
0017225 54620	R/M EQUIPMENT	0.00	0.00	0.00	0.00	0.00	0.00	.0%
0017225 54630	R/M VEHICLES-LABOR	0.00	0.00	0.00	0.00	0.00	0.00	.0%
0017225 54640	R/M VEHICLES-PARTS	0.00	0.00	0.00	0.00	0.00	0.00	.0%
0017225 54700	PRINTING	0.00	0.00	0.00	0.00	0.00	0.00	.0%
0017225 54800	PROMOTIONAL	0.00	0.00	0.00	0.00	0.00	0.00	.0%
0017225 54970	PROGRAM COSTS	6,500.00	6,500.00	0.00	-1,346.02	0.00	6,500.00	.0%
0017225 55100	OFFICE SUPPLIES	0.00	0.00	0.00	0.00	0.00	0.00	.0%
0017225 55200	OPERATING SUPPLIES	4,565.00	4,565.00	2,613.12	0.00	0.00	1,951.88	57.2%
0017225 55210	UNIFORMS	50.00	50.00	0.00	0.00	0.00	50.00	.0%
0017225 55220	JANITORIAL SUPPLIES	1,750.00	1,750.00	732.82	0.00	0.00	1,017.18	41.9%
0017225 55230	GAS/OIL	0.00	0.00	0.00	0.00	0.00	0.00	.0%
0017225 55400	BOOKS/SUBS/DUES	0.00	0.00	0.00	0.00	0.00	0.00	.0%
0017225 56200	BUILDING	0.00	0.00	0.00	0.00	0.00	0.00	.0%
0017225 56300	IMPROVEMENTS	45,000.00	45,000.00	0.00	0.00	0.00	45,000.00	.0%
0017225 56400	MACH/EQUIP	0.00	0.00	0.00	0.00	0.00	0.00	.0%
0017225 56401	EQUIP-NON CAPITAL	0.00	0.00	0.00	0.00	0.00	0.00	.0%
TOTAL MLK CENTER		158,263.00	158,263.00	64,984.28	6,913.14	0.00	93,278.72	41.1%
TOTAL EXPENSES		158,263.00	158,263.00	64,984.28	6,913.14	0.00	93,278.72	

City of Fernandina Beach
YEAR-TO-DATE BUDGET REPORT

FOR 2026 08

ACCOUNTS FOR: 0017230 YOUTH

		ORIGINAL APPROP	REVISED BUDGET	YTD EXPENDED	MTD EXPENDED	ENCUMBRANCES	AVAILABLE BUDGET	% USED
0017230 51200	SALARIES	102,797.00	102,797.00	66,321.35	11,861.16	0.00	36,475.65	64.5%
0017230 51210	WC REIMB	0.00	0.00	0.00	0.00	0.00	0.00	.0%
0017230 51300	SEASONAL/TEMPORARY	54,000.00	39,000.00	6,013.07	2,648.07	0.00	32,986.93	15.4%
0017230 51350	PART-TIME	96,774.00	96,774.00	41,988.18	6,135.34	0.00	54,785.82	43.4%
0017230 51400	OVERTIME	1,000.00	1,000.00	313.70	0.00	0.00	686.30	31.4%
0017230 52100	FICA	24,748.00	24,748.00	8,364.62	1,524.56	0.00	16,383.38	33.8%
0017230 52200	RETIREMENT	21,394.00	21,394.00	13,978.36	2,465.91	0.00	7,415.64	65.3%
0017230 52300	HEALTH INSUR	12,990.00	33,556.00	19,440.64	2,645.56	0.00	14,115.36	57.9%
0017230 52301	LIFE INSUR	299.00	299.00	206.75	26.00	0.00	92.25	69.1%
0017230 52400	WORKERS' COMP	8,576.00	8,576.00	1,731.32	216.42	0.00	6,844.68	20.2%
0017230 52500	UNEMPLOYMENT	0.00	0.00	0.00	0.00	0.00	0.00	.0%
0017230 53100	PROFESSIONAL SERVICES	950.00	950.00	125.00	125.00	0.00	825.00	13.2%
0017230 53400	CONTRACTUAL	552.00	552.00	542.40	67.80	0.00	9.60	98.3%
0017230 54000	TRAINING/TRAVEL	1,000.00	1,000.00	0.00	0.00	0.00	1,000.00	.0%
0017230 54100	COMM - PHONE/FAX/ALARM	320.00	320.00	320.00	0.00	0.00	0.00	100.0%
0017230 54101	COMMUNICATIONS-CELLULAR	750.00	750.00	412.35	51.54	0.00	337.65	55.0%
0017230 54300	UTILITIES ELECTRIC	0.00	0.00	0.00	0.00	0.00	0.00	.0%
0017230 54440	LAND RENT	0.00	0.00	0.00	0.00	0.00	0.00	.0%
0017230 54500	INSURANCE	18,703.00	18,703.00	4,722.00	590.25	0.00	13,981.00	25.2%
0017230 54610	R/M BLDG & GROUNDS	0.00	0.00	0.00	0.00	0.00	0.00	.0%
0017230 54630	R/M VEHICLES-LABOR	0.00	0.00	0.00	0.00	0.00	0.00	.0%
0017230 54640	R/M VEHICLES-PARTS	0.00	0.00	0.00	0.00	0.00	0.00	.0%

City of Fernandina Beach
YEAR-TO-DATE BUDGET REPORT

FOR 2026 08

ACCOUNTS FOR: 0017230 YOUTH

		ORIGINAL APPROP	REVISED BUDGET	YTD EXPENDED	MTD EXPENDED	ENCUMBRANCES	AVAILABLE BUDGET	% USED
0017230 54800	PROMOTIONAL	0.00	0.00	0.00	0.00	0.00	0.00	.0%
0017230 54970	PROGRAM COSTS	14,500.00	14,500.00	4,790.24	2,852.25	0.00	9,709.76	33.0%
0017230 55100	OFFICE SUPPLIES	0.00	0.00	0.00	0.00	0.00	0.00	.0%
0017230 55200	OPERATING SUPPLIES	33,165.00	33,165.00	13,287.33	4,949.03	0.00	19,877.67	40.1%
0017230 55210	UNIFORMS	1,200.00	1,200.00	0.00	0.00	0.00	1,200.00	.0%
0017230 55220	JANITORIAL SUPPLIES	600.00	600.00	543.24	0.00	0.00	56.76	90.5%
0017230 55230	GAS/OIL	0.00	0.00	0.00	0.00	0.00	0.00	.0%
0017230 55400	BOOKS/SUBS/DUES	400.00	400.00	151.00	0.00	0.00	249.00	37.8%
0017230 56200	BUILDING	0.00	0.00	0.00	0.00	0.00	0.00	.0%
0017230 56300	IMPROVEMENTS	0.00	0.00	0.00	0.00	0.00	0.00	.0%
0017230 56400	MACH/EQUIP	0.00	0.00	0.00	0.00	0.00	0.00	.0%
0017230 56401	EQUIP-NON CAPITAL	0.00	0.00	0.00	0.00	0.00	0.00	.0%
TOTAL YOUTH		394,718.00	400,284.00	183,251.55	36,158.89	0.00	217,032.45	45.8%
	TOTAL EXPENSES	394,718.00	400,284.00	183,251.55	36,158.89	0.00	217,032.45	

City of Fernandina Beach
YEAR-TO-DATE BUDGET REPORT

FOR 2026 08

ACCOUNTS FOR: 0017240 AQUATICS

	ORIGINAL APPROP	REVISED BUDGET	YTD EXPENDED	MTD EXPENDED	ENCUMBRANCES	AVAILABLE BUDGET	% USED
0017240 51200	SALARIES						
	39,815.00	39,815.00	26,088.38	4,593.95	0.00	13,726.62	65.5%
0017240 51210	WC REIMB						
	0.00	0.00	0.00	0.00	0.00	0.00	.0%
0017240 51300	SEASONAL/TEMPORARY						
	80,000.00	80,000.00	12,973.90	1,606.21	0.00	67,026.10	16.2%
0017240 51350	PART-TIME						
	171,750.00	171,750.00	83,228.49	15,152.25	0.00	88,521.51	48.5%
0017240 51400	OVERTIME						
	5,000.00	5,000.00	4,861.27	814.00	0.00	138.73	97.2%
0017240 52100	FICA						
	28,506.00	28,506.00	9,700.95	1,692.05	0.00	18,805.05	34.0%
0017240 52200	RETIREMENT						
	8,299.00	8,299.00	5,849.00	1,124.31	0.00	2,450.00	70.5%
0017240 52300	HEALTH INSUR						
	12,723.00	12,723.00	7,989.45	1,122.07	0.00	4,733.55	62.8%
0017240 52301	LIFE INSUR						
	115.00	115.00	81.64	12.14	0.00	33.36	71.0%
0017240 52400	WORKERS' COMP						
	13,253.00	13,253.00	1,945.32	243.17	0.00	11,307.68	14.7%
0017240 52500	UNEMPLOYMENT						
	0.00	0.00	0.00	0.00	0.00	0.00	.0%
0017240 53100	PROFESSIONAL SERVICES						
	0.00	0.00	0.00	0.00	0.00	0.00	.0%
0017240 53400	CONTRACTUAL						
	744.00	744.00	604.80	75.60	0.00	139.20	81.3%
0017240 54000	TRAINING/TRAVEL						
	2,600.00	2,600.00	484.00	0.00	0.00	2,116.00	18.6%
0017240 54100	COMM - PHONE/FAX/ALARM						
	160.00	160.00	160.00	0.00	0.00	0.00	100.0%
0017240 54101	COMMUNICATIONS-CELLULAR						
	0.00	0.00	0.00	0.00	0.00	0.00	.0%
0017240 54300	UTILITIES ELECTRIC						
	0.00	0.00	0.00	0.00	0.00	0.00	.0%
0017240 54320	UTILITIES-PROPANE/OTHER						
	20,000.00	20,000.00	17,295.96	0.00	0.00	2,704.04	86.5%
0017240 54500	INSURANCE						
	10,736.00	10,736.00	5,476.00	684.50	0.00	5,260.00	51.0%
0017240 54610	R/M BLDG & GROUNDS						
	16,500.00	16,500.00	5,177.84	2,661.40	0.00	11,322.16	31.4%
0017240 54611	R/M FACILITIES						
	2,600.00	2,600.00	275.00	0.00	0.00	2,325.00	10.6%
0017240 54620	R/M EQUIPMENT						
	11,500.00	11,500.00	5,058.41	235.82	0.00	6,441.59	44.0%

City of Fernandina Beach
YEAR-TO-DATE BUDGET REPORT

FOR 2026 08

ACCOUNTS FOR: 0017240 AQUATICS

		ORIGINAL APPROP	REVISED BUDGET	YTD EXPENDED	MTD EXPENDED	ENCUMBRANCES	AVAILABLE BUDGET	% USED
0017240 54630	R/M VEHICLES-LABOR	0.00	0.00	0.00	0.00	0.00	0.00	.0%
0017240 54640	R/M VEHICLES-PARTS	0.00	0.00	0.00	0.00	0.00	0.00	.0%
0017240 54800	PROMOTIONAL	0.00	0.00	0.00	0.00	0.00	0.00	.0%
0017240 54970	PROGRAM COSTS	47,500.00	47,500.00	27,050.46	3,492.40	0.00	20,449.54	56.9%
0017240 55100	OFFICE SUPPLIES	0.00	0.00	0.00	0.00	0.00	0.00	.0%
0017240 55200	OPERATING SUPPLIES	27,565.00	27,565.00	19,903.48	519.48	0.00	7,661.52	72.2%
0017240 55210	UNIFORMS	1,250.00	1,250.00	301.50	301.50	0.00	948.50	24.1%
0017240 55230	GAS/OIL	0.00	0.00	0.00	0.00	0.00	0.00	.0%
0017240 55240	CHEMICALS	25,000.00	25,000.00	17,027.63	1,183.27	0.00	7,972.37	68.1%
0017240 55400	BOOKS/SUBS/DUES	0.00	0.00	0.00	0.00	0.00	0.00	.0%
0017240 56200	BUILDING	0.00	0.00	0.00	0.00	0.00	0.00	.0%
0017240 56300	IMPROVEMENTS	0.00	0.00	0.00	0.00	0.00	0.00	.0%
0017240 56400	MACH/EQUIP	40,000.00	40,000.00	10,471.18	4,970.50	0.00	29,528.82	26.2%
0017240 56401	EQUIP-NON CAPITAL	2,500.00	2,500.00	0.00	-591.00	0.00	2,500.00	.0%
TOTAL AQUATICS		568,116.00	568,116.00	262,004.66	39,893.62	0.00	306,111.34	46.1%
TOTAL EXPENSES		568,116.00	568,116.00	262,004.66	39,893.62	0.00	306,111.34	

City of Fernandina Beach
YEAR-TO-DATE BUDGET REPORT

FOR 2026 08

ACCOUNTS FOR: 0018100 INTERFUND TRANSFERS OUT

	ORIGINAL APPROP	REVISED BUDGET	YTD EXPENDED	MTD EXPENDED	ENCUMBRANCES	AVAILABLE BUDGET	% USED
0018100 59126	TRANSFER TO SPECIAL REV						
	0.00	0.00	0.00	0.00	0.00	0.00	.0%
0018100 59135	TRANSFER TO LAND CONSERVATION						
	0.00	0.00	0.00	0.00	0.00	0.00	.0%
0018100 59140	TRANSFER TO BUILDING FUND						
	0.00	0.00	0.00	0.00	0.00	0.00	.0%
0018100 59170	TRANSFER TO CEMETERY						
	0.00	0.00	0.00	0.00	0.00	0.00	.0%
0018100 59220	TRANSFER TO GO DS						
	0.00	0.00	0.00	0.00	0.00	0.00	.0%
0018100 59300	TRANSFER TO CAP IMP						
	2,540,207.00	2,540,207.00	1,693,471.32	211,683.92	0.00	846,735.68	66.7%
0018100 59310	TRANSFER TO CAPITAL EXPANSION						
	0.00	0.00	0.00	0.00	0.00	0.00	.0%
0018100 59315	TRANSFER TO ARPA CAPITAL						
	0.00	0.00	0.00	0.00	0.00	0.00	.0%
0018100 59410	TRANSFER TO GOLF						
	429,384.00	429,384.00	286,256.00	35,782.00	0.00	143,128.00	66.7%
0018100 59411	TRANSF TO GOLF LOAN FORGIVNESS						
	0.00	0.00	0.00	0.00	0.00	0.00	.0%
0018100 59420	TRANSFER TO AIRPORT						
	296,438.00	296,438.00	197,625.32	24,703.17	0.00	98,812.68	66.7%
0018100 59440	TRANSFER TO SANITATION						
	0.00	0.00	0.00	0.00	0.00	0.00	.0%
0018100 59470	TRANSFER TO STORMWATER						
	0.00	0.00	0.00	0.00	0.00	0.00	.0%
0018100 59480	TRANSFER TO MARINA						
	654,589.00	654,589.00	436,392.68	54,549.08	0.00	218,196.32	66.7%
0018100 59500	TRANSFER TO ECONOMIC DEV						
	0.00	0.00	0.00	0.00	0.00	0.00	.0%
0018100 59510	TRANSFER TO FLEET						
	306,753.00	306,753.00	204,502.00	25,562.75	0.00	102,251.00	66.7%
TOTAL INTERFUND TRANSFERS OUT							
	4,227,371.00	4,227,371.00	2,818,247.32	352,280.92	0.00	1,409,123.68	66.7%
TOTAL EXPENSES							
	4,227,371.00	4,227,371.00	2,818,247.32	352,280.92	0.00	1,409,123.68	

City of Fernandina Beach
YEAR-TO-DATE BUDGET REPORT

FOR 2026 08

ACCOUNTS FOR: 0018200 CONTINGENCIES

	ORIGINAL APPROP	REVISED BUDGET	YTD EXPENDED	MTD EXPENDED	ENCUMBRANCES	AVAILABLE BUDGET	% USED
0018200 59900 CONTINGENCY	753,057.00	512,203.00	0.00	0.00	0.00	512,203.00	.0%
TOTAL CONTINGENCIES	753,057.00	512,203.00	0.00	0.00	0.00	512,203.00	.0%
TOTAL EXPENSES	753,057.00	512,203.00	0.00	0.00	0.00	512,203.00	

City of Fernandina Beach
YEAR-TO-DATE BUDGET REPORT

FOR 2026 08

ACCOUNTS FOR: 0018300 RESERVES

	ORIGINAL APPROP	REVISED BUDGET	YTD EXPENDED	MTD EXPENDED	ENCUMBRANCES	AVAILABLE BUDGET	% USED
0018300 59990 RESERVE	6,747,862.00	8,634,279.00	0.00	0.00	0.00	8,634,279.00	.0%
TOTAL RESERVES	6,747,862.00	8,634,279.00	0.00	0.00	0.00	8,634,279.00	.0%
TOTAL EXPENSES	6,747,862.00	8,634,279.00	0.00	0.00	0.00	8,634,279.00	

City of Fernandina Beach
YEAR-TO-DATE BUDGET REPORT

FOR 2026 08

ACCOUNTS FOR: 0018301 REST'D RESERVES

	ORIGINAL APPROP	REVISED BUDGET	YTD EXPENDED	MTD EXPENDED	ENCUMBRANCES	AVAILABLE BUDGET	% USED
0018301 59992	RESERVE RESTRICTED FOR BUILDIN						
	0.00	0.00	0.00	0.00	0.00	0.00	.0%
TOTAL REST'D RESERVES							
	0.00	0.00	0.00	0.00	0.00	0.00	.0%

City of Fernandina Beach
YEAR-TO-DATE BUDGET REPORT

FOR 2026 08

ORIGINAL APPROP	REVISED BUDGET	YTD EXPENDED	MTD EXPENDED	ENCUMBRANCES	AVAILABLE BUDGET	% USED
GRAND TOTAL						
45,261,723.00	46,827,678.00	22,309,198.00	3,333,628.10	584,983.87	23,933,496.13	48.9%

** END OF REPORT - Generated by Ashley Butler **

City of Fernandina Beach
YEAR-TO-DATE BUDGET REPORT

FOR 2026 08

	ORIGINAL APPROP	REVISED BUDGET	YTD EXPENDED	MTD EXPENDED	ENCUMBRANCES	AVAILABLE BUDGET	% USED
0011100	CITY COMMISSION						
	268,894.00	270,467.00	174,126.31	19,051.48	0.00	96,340.69	64.4%
0011200	CITY CLERK						
	975,473.00	975,473.00	633,491.95	79,992.71	0.00	341,981.05	64.9%
0011210	CITY MANAGER						
	752,047.00	752,047.00	517,585.66	86,100.04	0.00	234,461.34	68.8%
0011300	FINANCE						
	1,138,427.00	1,138,427.00	760,987.46	109,031.08	2,087.50	375,352.04	67.0%
0011310	INFORMATION TECHNOLOGY						
	1,091,151.00	1,091,151.00	743,894.76	117,039.81	8,099.63	339,156.61	68.9%
0011350	HUMAN RESOURCES						
	516,348.00	516,348.00	317,429.58	50,411.16	0.00	198,918.42	61.5%
0011400	CITY ATTORNEY						
	662,427.00	662,427.00	387,317.92	60,614.21	3,703.23	271,405.85	59.0%
0011500	PLANNING						
	931,755.00	931,755.00	507,462.06	78,122.50	129,390.99	294,901.95	68.3%
0011501	PLANNING GREENWAY						
	348,426.00	348,426.00	132,422.25	16,160.52	35,220.00	180,783.75	48.1%
0011910	NON DEPARTMENTAL						
	347,306.00	347,306.00	200,709.19	9,652.67	0.00	146,596.81	57.8%
0011930	FACILITIES MAINTENANCE						
	1,004,616.00	1,004,616.00	679,117.40	96,312.27	0.00	325,498.60	67.6%
0012100	POLICE						
	7,953,097.00	7,953,079.00	4,605,443.83	763,359.53	240,522.00	3,107,113.17	60.9%
0012200	FIRE						
	8,016,340.00	7,935,141.00	4,740,579.73	722,897.74	5,022.96	3,189,538.31	59.8%
0012201	FIRE OCEAN RESCUE						
	1,165,327.00	1,165,327.00	464,226.75	113,348.69	45,488.99	655,611.26	43.7%
0012202	FIRE BEACH RANGERS						
	0.00	0.00	0.00	-499.76	0.00	0.00	.0%
0012400	BUILDING / PERMITTING						
	51,992.00	52,028.00	42,315.78	8,779.48	20,723.69	-11,011.47	121.2%
0012420	CODE ENFORCEMENT						
	536,466.00	536,466.00	295,915.96	38,514.79	1,205.84	239,344.20	55.4%
0014100	STREETS						
	2,047,357.00	2,047,357.00	1,102,998.61	140,177.02	4,454.21	939,904.18	54.1%
0015200	DOWNTOWN						
	437,350.00	437,350.00	208,174.58	26,840.63	20,578.00	208,597.42	52.3%
0015640	PUBLIC ASSISTANCE						
	142,500.00	142,500.00	63,750.00	12,500.00	0.00	78,750.00	44.7%
0017100	LIBRARY						
	63,191.00	63,191.00	44,799.19	16,598.29	1,888.32	16,503.49	73.9%
0017200	RECREATION						
	1,552,751.00	1,541,847.00	945,249.32	157,858.42	3,592.00	593,005.68	61.5%

City of Fernandina Beach
YEAR-TO-DATE BUDGET REPORT

FOR 2026 08

0017210 PARKS	ORIGINAL APPROP	REVISED BUDGET	YTD EXPENDED	MTD EXPENDED	ENCUMBRANCES	AVAILABLE BUDGET	% USED
0017210 PARKS	1,965,416.00	1,953,950.00	1,166,534.86	142,675.67	54,037.51	733,377.63	62.5%
0017220 PECK	443,679.00	460,483.00	246,177.04	32,842.58	8,969.00	205,336.96	55.4%
0017225 MLK CENTER	158,263.00	158,263.00	64,984.28	6,913.14	0.00	93,278.72	41.1%
0017230 YOUTH	394,718.00	400,284.00	183,251.55	36,158.89	0.00	217,032.45	45.8%
0017240 AQUATICS	568,116.00	568,116.00	262,004.66	39,893.62	0.00	306,111.34	46.1%
0018100 INTERFUND TRANSFERS OUT	4,227,371.00	4,227,371.00	2,818,247.32	352,280.92	0.00	1,409,123.68	66.7%
0018200 CONTINGENCIES	753,057.00	512,203.00	0.00	0.00	0.00	512,203.00	.0%
0018300 RESERVES	6,747,862.00	8,634,279.00	0.00	0.00	0.00	8,634,279.00	.0%
GRAND TOTAL	45,261,723.00	46,827,678.00	22,309,198.00	3,333,628.10	584,983.87	23,933,496.13	48.9%

** END OF REPORT - Generated by Ashley Butler **

City of Fernandina Beach
YEAR-TO-DATE BUDGET REPORT

FOR 2026 08

		ORIGINAL APPROP	REVISED BUDGET	YTD EXPENDED	MTD EXPENDED	ENCUMBRANCES	AVAILABLE BUDGET	% USED
001 GENERAL FUND								
001 31110	PROPERTY TAXES	-21,219,017.00	-21,219,017.00	-20,943,076.90	-198,444.16	0.00	-275,940.10	98.7%
001 31240	LOCAL OPTION GAS TAX	-399,848.00	-399,848.00	-307,702.18	-35,018.97	0.00	-92,145.82	77.0%
001 31251	STATE/FIRE INSURANCE TAX	-115,000.00	-115,000.00	-25,530.53	0.00	0.00	-89,469.47	22.2%
001 31252	STATE/POLICE INSURANCE TAX	-110,000.00	-110,000.00	0.00	0.00	0.00	-110,000.00	.0%
001 31260	SMALL COUNTY SURTAX	-2,662,890.00	-2,662,890.00	-1,831,131.11	-372,792.44	0.00	-831,758.89	68.8%
001 31610	LOCAL BUSINESS TAX	-302,000.00	-302,000.00	-214,516.01	-732.00	0.00	-87,483.99	71.0%
001 31620	LOCAL BUSINESS TAX - PENALTIES	-3,000.00	-3,000.00	-8,053.92	-21.00	0.00	5,053.92	268.5%
001 31630	LOCAL BUSINESS TAX-OTHER FEES	-5,000.00	-5,000.00	-1,837.50	-52.50	0.00	-3,162.50	36.8%
001 31640	LOCAL BUSINESS TAX-PAST DUE FE	-2,000.00	-2,000.00	-255.25	0.00	0.00	-1,744.75	12.8%
001 32204	BUILDING PERMIT-DRIVEWAY	-3,500.00	-3,500.00	-70.00	-35.00	0.00	-3,430.00	2.0%
001 32218	CLEARING/EXCAVATE-PERMITS	-17,000.00	-17,000.00	-9,239.00	-659.00	0.00	-7,761.00	54.3%
001 32310	FRANCHISE FEES ELECTRIC	-1,600,000.00	-1,600,000.00	-1,281,090.56	-219,360.80	0.00	-318,909.44	80.1%
001 32340	FRANCHISE FEES GAS	-25,000.00	-25,000.00	-37,527.30	-11,975.62	0.00	12,527.30	150.1%
001 32370	FRANCHISE FEES - SOLD WASTE	-162,000.00	-162,000.00	-126,334.23	-17,379.10	0.00	-35,665.77	78.0%
001 32900	CODE ENFORCEMENT FEES & FINES	-25,000.00	-25,000.00	-3,037.68	-399.21	0.00	-21,962.32	12.2%
001 32901	ZONING PLAN REVIEW	-45,000.00	-45,000.00	-58,115.00	-6,350.00	0.00	13,115.00	129.1%
001 32915	ANNEXATION APP FEE	-4,000.00	-4,000.00	-6,400.00	0.00	0.00	2,400.00	160.0%
001 32916	BOA APP FEES-COMMERCIAL	-3,500.00	-3,500.00	0.00	0.00	0.00	-3,500.00	.0%
001 32917	BOA APP FEES-RESIDENTIAL	-7,500.00	-7,500.00	-1,500.00	0.00	0.00	-6,000.00	20.0%
001 32918	ZONING CERTIFICATION FEE	-1,500.00	-1,500.00	-1,600.00	0.00	0.00	100.00	106.7%

City of Fernandina Beach
YEAR-TO-DATE BUDGET REPORT

FOR 2026 08

	ORIGINAL APPROP	REVISED BUDGET	YTD EXPENDED	MTD EXPENDED	ENCUMBRANCES	AVAILABLE BUDGET	% USED
001 32926	PLAT APPROVAL APP FEE						
	-3,000.00	-3,000.00	0.00	0.00	0.00	-3,000.00	.0%
001 32928	REZONING APP FEE						
	-5,000.00	-5,000.00	-15,000.00	0.00	0.00	10,000.00	300.0%
001 32929	SITE PLAN REVIEW APP FEE						
	-22,000.00	-22,000.00	-30,700.00	-6,800.00	0.00	8,700.00	139.5%
001 32932	DUE DILIGENCE						
	-1,000.00	-1,000.00	-500.00	0.00	0.00	-500.00	50.0%
001 32935	ADMINISTRATIVE WAIVER						
	-900.00	-900.00	0.00	0.00	0.00	-900.00	.0%
001 32937	LOT LINE ADJUSTMENTS						
	-2,400.00	-2,400.00	-1,700.00	0.00	0.00	-700.00	70.8%
001 32980	OTHER MISC PERMITS						
	0.00	0.00	-1,334.00	0.00	0.00	1,334.00	100.0%
001 32981	SPECIAL EVENT PERMITS						
	-4,000.00	-4,000.00	-6,245.00	-730.00	0.00	2,245.00	156.1%
001 32982	SPECIAL BANNER PERMITS						
	-1,500.00	-1,500.00	-2,385.00	-1,110.00	0.00	885.00	159.0%
001 32992	FIRE MARSHAL FEES						
	-65,000.00	-65,000.00	-32,790.52	-4,091.31	0.00	-32,209.48	50.4%
001 32995	ADDRESS ASSIGNMENT						
	-300.00	-300.00	-340.00	-60.00	0.00	40.00	113.3%
001 33350	HALF-CENT SALES TAX						
	-1,102,103.00	-1,102,103.00	-690,620.81	-109,082.98	0.00	-411,482.19	62.7%
001 33400	STATE GRANT						
	0.00	0.00	-294,763.34	0.00	0.00	294,763.34	100.0%
001 33420	FEMA STATE						
	0.00	0.00	-78,924.09	-3,586.82	0.00	78,924.09	100.0%
001 33512	STATE REVENUE SHARING PROCEED						
	-391,478.00	-391,478.00	-238,518.74	-58,241.02	0.00	-152,959.26	60.9%
001 33514	MOBILE HOME TAX						
	-800.00	-800.00	-848.48	-35.25	0.00	48.48	106.1%
001 33515	ALCOHOLIC BEV LICENSE						
	-29,750.00	-29,750.00	-38,159.84	-5,872.54	0.00	8,409.84	128.3%
001 33522	FIREFIGHTERS SUPPLEMENT						
	-10,000.00	-10,000.00	-6,130.00	-3,120.00	0.00	-3,870.00	61.3%
001 33720	SCHOOL RESOURCE OFFICER						
	-216,492.00	-216,492.00	-161,350.49	-17,933.90	0.00	-55,141.51	74.5%
001 33722	NASSAU COUNTY OCEAN RESCUE						
	-223,014.00	-223,014.00	-168,461.59	0.00	0.00	-54,552.41	75.5%
001 33910	OCEAN,HIGHWAY AND PRT AUTHORIT						
	-50,000.00	-50,000.00	-50,000.00	0.00	0.00	0.00	100.0%
001 34140	REIMBURSEMENT FOR LEGAL EXP						
	-10,500.00	-10,500.00	0.00	0.00	0.00	-10,500.00	.0%

City of Fernandina Beach
YEAR-TO-DATE BUDGET REPORT

FOR 2026 08

	ORIGINAL APPROP	REVISED BUDGET	YTD EXPENDED	MTD EXPENDED	ENCUMBRANCES	AVAILABLE BUDGET	% USED
001 34260	AMBULANCE SERVICES						
	-690,000.00	-690,000.00	-652,334.56	-83,982.50	0.00	-37,665.44	94.5%
001 34296	OPIOID SETTLEMENT						
	0.00	-35,102.00	75.61	0.00	0.00	-35,177.61	-.2%
001 34490	STREET SWEEPING CHARGES						
	-9,000.00	-9,000.00	-750.00	0.00	0.00	-8,250.00	8.3%
001 34700	TRUST ACTIVITIES NON-TAXABLE						
	-235,000.00	-235,000.00	-165,420.50	-22,489.50	0.00	-69,579.50	70.4%
001 34701	TRUST ACTIVITIES TAXABLE						
	-75,000.00	-75,000.00	-63,403.56	10,106.63	0.00	-11,596.44	84.5%
001 34702	PARKS TRUST NON-TAXABLE						
	-14,500.00	-14,500.00	-22,299.00	-13,189.00	0.00	7,799.00	153.8%
001 34703	PARKS TRUST TAXABLE						
	-15,000.00	-15,000.00	-265.00	9,216.00	0.00	-14,735.00	1.8%
001 34704	RENTALS NON-TAXABLE						
	-4,200.00	-4,200.00	-17,201.50	-16,804.50	0.00	13,001.50	409.6%
001 34720	RENTALS						
	-10,000.00	-10,000.00	-1,075.00	16,348.00	0.00	-8,925.00	10.8%
001 34721	PECK RENTS						
	-5,000.00	-5,000.00	-1,528.50	3,882.00	0.00	-3,471.50	30.6%
001 34722	PECK RENTS NON-TAXABLE						
	-25,000.00	-25,000.00	-22,835.20	-7,215.40	0.00	-2,164.80	91.3%
001 34723	PECK TRUST TAXABLE						
	-10,000.00	-10,000.00	-3,705.10	-381.88	0.00	-6,294.90	37.1%
001 34724	PECK TRUST NON-TAXABLE						
	-7,500.00	-7,500.00	-8,822.50	5,182.00	0.00	1,322.50	117.6%
001 34725	MLK RENTS						
	-4,500.00	-4,500.00	-1,155.00	3,698.00	0.00	-3,345.00	25.7%
001 34726	MLK RENTS NON-TAXABLE						
	-1,000.00	-1,000.00	-3,355.00	-3,130.00	0.00	2,355.00	335.5%
001 34728	MLK TRUST NON-TAXABLE						
	-8,000.00	-8,000.00	0.00	0.00	0.00	-8,000.00	.0%
001 34730	YOUTH TRUST ACTIVITIES						
	-15,000.00	-15,000.00	-14,880.00	-2,867.00	0.00	-120.00	99.2%
001 34731	YOUTH CAMPS						
	-190,000.00	-190,000.00	-131,464.00	-12,919.00	0.00	-58,536.00	69.2%
001 34739	SWIMMING POOL RENTALS						
	0.00	0.00	0.00	450.00	0.00	0.00	.0%
001 34740	AQUATICS TRUST TAXABLE						
	0.00	0.00	19.62	0.00	0.00	-19.62	100.0%
001 34741	AQUATICS TRUST NON-TAXABLE						
	-100,000.00	-100,000.00	-64,655.00	-8,167.00	0.00	-35,345.00	64.7%
001 34742	SWIMMING POOLS						
	-70,000.00	-70,000.00	-38,472.37	-22,827.42	0.00	-31,527.63	55.0%

City of Fernandina Beach
YEAR-TO-DATE BUDGET REPORT

FOR 2026 08

	ORIGINAL APPROP	REVISED BUDGET	YTD EXPENDED	MTD EXPENDED	ENCUMBRANCES	AVAILABLE BUDGET	% USED
001 34743	SWIMMING POOLS NON-TAXABLE						
	-15,000.00	-15,000.00	-25,887.50	-2,850.00	0.00	10,887.50	172.6%
001 34745	GREENWAY						
	-1,000.00	-1,000.00	-812.00	-392.00	0.00	-188.00	81.2%
001 34746	GREENWAY TAXABLE						
	0.00	0.00	-813.83	0.00	0.00	813.83	100.0%
001 35100	COURT CASES GENERAL FUND						
	-10,000.00	-10,000.00	-3,644.41	-675.03	0.00	-6,355.59	36.4%
001 35110	FINES/FORFEITURES						
	0.00	0.00	-3,155.58	-3,155.58	0.00	3,155.58	100.0%
001 35115	PARKING TICKETS						
	-20,000.00	-20,000.00	-2,985.00	-560.00	0.00	-17,015.00	14.9%
001 35116	POLICE CITATIONS						
	0.00	0.00	-250.00	0.00	0.00	250.00	100.0%
001 35120	POLICE EDUCATION						
	-1,200.00	-1,200.00	-784.02	-131.27	0.00	-415.98	65.3%
001 35911	FINGERPRINT-ACCI-INC REPORT						
	-4,800.00	-4,800.00	-3,570.00	-440.00	0.00	-1,230.00	74.4%
001 36110	INTEREST						
	-479,000.00	-479,000.00	-304,569.81	-74,169.57	0.00	-174,430.19	63.6%
001 36120	UNREALIZED GAIN						
	0.00	0.00	3,365.37	557.72	0.00	-3,365.37	100.0%
001 36210	RENTS						
	-5,300.00	-5,300.00	-5,334.40	-366.51	0.00	34.40	100.6%
001 36215	RENTS NON-TAXABLE						
	-27,400.00	-27,400.00	-19,310.48	-2,281.31	0.00	-8,089.52	70.5%
001 36990	OTHER REVENUE						
	-60,851.00	-60,851.00	-47,594.85	-19,962.60	0.00	-13,256.15	78.2%
001 36993	DONATIONS/CONTRIBUTIONS						
	0.00	-1,573.00	-2,072.41	0.00	0.00	499.41	131.7%
001 36996	REVENUE-GARNISHMENT FEE						
	-100.00	-100.00	-53.14	-6.00	0.00	-46.86	53.1%
001 36998	STATE OF FLORIDA - FDOT						
	-77,501.00	-77,501.00	0.00	0.00	0.00	-77,501.00	.0%
001 38215	FROM UTILITY TAX						
	-2,500,000.00	-2,500,000.00	-1,666,666.68	-208,333.33	0.00	-833,333.32	66.7%
001 38244	FROM SANITATION						
	-40,000.00	-40,000.00	-26,666.68	-3,333.33	0.00	-13,333.32	66.7%
001 38245	FROM WASTEWATER OPERATIONS						
	-360,000.00	-360,000.00	-240,000.00	-30,000.00	0.00	-120,000.00	66.7%
001 38246	FROM WATER OPERATIONS						
	-120,000.00	-120,000.00	-80,000.00	-10,000.00	0.00	-40,000.00	66.7%
001 38910	CASH BALANCE FORWARD						
	-11,195,879.00	-13,082,296.00	0.00	0.00	0.00	-13,082,296.00	.0%

City of Fernandina Beach
YEAR-TO-DATE BUDGET REPORT

FOR 2026 08

	ORIGINAL APPROP	REVISED BUDGET	YTD EXPENDED	MTD EXPENDED	ENCUMBRANCES	AVAILABLE BUDGET	% USED
TOTAL GENERAL FUND	-45,258,723.00	-47,181,815.00	-30,320,121.05	-1,575,073.00	0.00	-16,861,693.95	64.3%
TOTAL REVENUES	-45,258,723.00	-47,181,815.00	-30,320,121.05	-1,575,073.00	0.00	-16,861,693.95	
0011200 CITY CLERK							
0011200 36993 YOUTH ADVISORY COMM DONATIONS	-3,000.00	-3,000.00	-592.00	0.00	0.00	-2,408.00	19.7%
TOTAL CITY CLERK	-3,000.00	-3,000.00	-592.00	0.00	0.00	-2,408.00	19.7%
TOTAL REVENUES	-3,000.00	-3,000.00	-592.00	0.00	0.00	-2,408.00	
0012200 FIRE							
0012200 34292 PROGRAM REVENUES	0.00	0.00	-43.00	0.00	0.00	43.00	100.0%
0012200 34295 OTHER PUBLIC SAFETY	0.00	0.00	-220.00	0.00	0.00	220.00	100.0%
0012200 36993 DONATIONS/CONTRIBUTIONS	0.00	0.00	-842.70	0.00	0.00	842.70	100.0%
TOTAL FIRE	0.00	0.00	-1,105.70	0.00	0.00	1,105.70	100.0%
TOTAL REVENUES	0.00	0.00	-1,105.70	0.00	0.00	1,105.70	
0017210 PARKS							
0017210 34751 LIGHTHOUSE SPECIAL TOUR	0.00	0.00	-276.00	0.00	0.00	276.00	100.0%
TOTAL PARKS	0.00	0.00	-276.00	0.00	0.00	276.00	100.0%
TOTAL REVENUES	0.00	0.00	-276.00	0.00	0.00	276.00	
GRAND TOTAL	-45,261,723.00	-47,184,815.00	-30,322,094.75	-1,575,073.00	0.00	-16,862,720.25	64.3%

City of Fernandina Beach
YEAR-TO-DATE BUDGET REPORT

FOR 2026 08

0017210 PARKS

ORIGINAL APPROP	REVISED BUDGET	YTD EXPENDED	MTD EXPENDED	ENCUMBRANCES	AVAILABLE BUDGET	% USED

** END OF REPORT - Generated by Ashley Butler **

City of Fernandina Beach
YEAR-TO-DATE BUDGET REPORT

FOR 2026 08

	ORIGINAL APPROP	REVISED BUDGET	YTD ACTUAL	MTD ACTUAL	ENCUMBRANCES	AVAILABLE BUDGET	% USED
100 LAW ENFORCEMENT TRUST							
100 35110 FINES/FORFEITURES	0.00	0.00	-9,614.00	0.00	0.00	9,614.00	100.0%
100 36110 INTEREST	-55.00	-55.00	-126.57	-52.97	0.00	71.57	230.1%
100 38910 CASH BALANCE FORWARD	-4,190.00	-4,190.00	0.00	0.00	0.00	-4,190.00	.0%
100 59990 RESERVE	4,245.00	4,245.00	0.00	0.00	0.00	4,245.00	.0%
TOTAL LAW ENFORCEMENT TRUST	0.00	0.00	-9,740.57	-52.97	0.00	9,740.57	100.0%
TOTAL REVENUES	-4,245.00	-4,245.00	-9,740.57	-52.97	0.00	5,495.57	
TOTAL EXPENSES	4,245.00	4,245.00	0.00	0.00	0.00	4,245.00	
GRAND TOTAL	0.00	0.00	-9,740.57	-52.97	0.00	9,740.57	100.0%

** END OF REPORT - Generated by Marileida Hernandez **

City of Fernandina Beach
YEAR-TO-DATE BUDGET REPORT

FOR 2026 08

	ORIGINAL APPROP	REVISED BUDGET	YTD ACTUAL	MTD ACTUAL	ENCUMBRANCES	AVAILABLE BUDGET	% USED
110 FEDERAL FORFEITURE							
110 35121 SEIZED CONTRABAND	-2,500.00	-2,500.00	-1,765.39	0.00	0.00	-734.61	70.6%
110 36110 INTEREST	-300.00	-300.00	-1,261.80	-432.17	0.00	961.80	420.6%
110 36992 GAIN ON SALE OF ASSET	0.00	0.00	-6,900.00	-6,900.00	0.00	6,900.00	100.0%
110 38910 CASH BALANCE FORWARD	-89,050.00	-108,287.00	0.00	0.00	0.00	-108,287.00	.0%
110 54000 TRAINING/TRAVEL	6,500.00	6,500.00	0.00	0.00	0.00	6,500.00	.0%
110 55200 OPERATING SUPPLIES	15,000.00	15,000.00	0.00	0.00	0.00	15,000.00	.0%
110 59990 RESERVE	70,350.00	89,587.00	0.00	0.00	0.00	89,587.00	.0%
TOTAL FEDERAL FORFEITURE	0.00	0.00	-9,927.19	-7,332.17	0.00	9,927.19	100.0%
TOTAL REVENUES	-91,850.00	-111,087.00	-9,927.19	-7,332.17	0.00	-101,159.81	
TOTAL EXPENSES	91,850.00	111,087.00	0.00	0.00	0.00	111,087.00	
GRAND TOTAL	0.00	0.00	-9,927.19	-7,332.17	0.00	9,927.19	100.0%

** END OF REPORT - Generated by Marileida Hernandez **

City of Fernandina Beach
YEAR-TO-DATE BUDGET REPORT

FOR 2026 08

	ORIGINAL APPROP	REVISED BUDGET	YTD ACTUAL	MTD ACTUAL	ENCUMBRANCES	AVAILABLE BUDGET	% USED
125 TREE TRUST SPECIAL REV FUND							
125 32219 TREE TRUST FUND RESERVE	-74,847.00	-74,847.00	-45,075.00	-4,500.00	0.00	-29,772.00	60.2%
125 36110 INTEREST	-5,000.00	-5,000.00	-6,231.78	-1,902.48	0.00	1,231.78	124.6%
125 38910 CASH BALANCE FORWARD	-450,419.00	-568,631.00	0.00	0.00	0.00	-568,631.00	.0%
125 51200 SALARIES	26,232.00	26,232.00	12,801.22	2,292.99	0.00	13,430.78	48.8%
125 51300 SEASONAL/TEMPORARY	5,500.00	5,500.00	0.00	0.00	0.00	5,500.00	.0%
125 52100 FICA	1,854.00	1,854.00	918.19	166.56	0.00	935.81	49.5%
125 52200 RETIREMENT	5,454.00	5,454.00	2,706.74	476.73	0.00	2,747.26	49.6%
125 52300 HEALTH INSUR	5,598.00	5,598.00	2,848.98	349.14	0.00	2,749.02	50.9%
125 52301 LIFE INSUR	77.00	77.00	41.27	5.00	0.00	35.73	53.6%
125 52400 WORKERS' COMP	2,900.00	2,900.00	511.32	63.92	0.00	2,388.68	17.6%
125 53100 PROFESSIONAL SERVICES	77,000.00	77,000.00	0.00	0.00	0.00	77,000.00	.0%
125 53100 26017 CEMETERY MASTER TREE PLAN	40,000.00	40,000.00	0.00	0.00	0.00	40,000.00	.0%
125 54970 PROGRAM COSTS	264,350.00	264,350.00	204,488.39	151,696.76	0.00	59,861.61	77.4%
125 55200 OPERATING SUPPLIES	50,250.00	50,250.00	131.26	0.00	0.00	50,118.74	.3%
125 59990 RESERVE	51,051.00	169,263.00	0.00	0.00	0.00	169,263.00	.0%
TOTAL TREE TRUST SPECIAL REV FUND	0.00	0.00	173,140.59	148,648.62	0.00	-173,140.59	100.0%
TOTAL REVENUES	-530,266.00	-648,478.00	-51,306.78	-6,402.48	0.00	-597,171.22	
TOTAL EXPENSES	530,266.00	648,478.00	224,447.37	155,051.10	0.00	424,030.63	
GRAND TOTAL	0.00	0.00	173,140.59	148,648.62	0.00	-173,140.59	100.0%

** END OF REPORT - Generated by Marileida Hernandez **

City of Fernandina Beach
YEAR-TO-DATE BUDGET REPORT

FOR 2026 08

	ORIGINAL APPROP	REVISED BUDGET	YTD ACTUAL	MTD ACTUAL	ENCUMBRANCES	AVAILABLE BUDGET	% USED
126 HDC SPECIAL REVENUE FUND							
126 32924	HDC APPLICATION FEE						
	-7,500.00	-7,500.00	-7,900.00	-2,725.00	0.00	400.00	105.3%
126 32931	HDC VARIANCE						
	-1,200.00	-1,200.00	0.00	0.00	0.00	-1,200.00	.0%
126 36110	INTEREST						
	-1,500.00	-1,500.00	-1,410.37	-483.97	0.00	-89.63	94.0%
126 38910	CASH BALANCE FORWARD						
	-66,940.00	-119,861.00	0.00	0.00	0.00	-119,861.00	.0%
126 53100	PROFESSIONAL SERVICES						
	2,000.00	2,000.00	0.00	0.00	0.00	2,000.00	.0%
126 54970	PROGRAM COSTS						
	57,000.00	57,000.00	0.00	0.00	0.00	57,000.00	.0%
126 59990	RESERVE						
	18,140.00	71,061.00	0.00	0.00	0.00	71,061.00	.0%
TOTAL HDC SPECIAL REVENUE FUND							
	0.00	0.00	-9,310.37	-3,208.97	0.00	9,310.37	100.0%
TOTAL REVENUES							
	-77,140.00	-130,061.00	-9,310.37	-3,208.97	0.00	-120,750.63	
TOTAL EXPENSES							
	77,140.00	130,061.00	0.00	0.00	0.00	130,061.00	
GRAND TOTAL							
	0.00	0.00	-9,310.37	-3,208.97	0.00	9,310.37	100.0%

** END OF REPORT - Generated by Marileida Hernandez **

City of Fernandina Beach
YEAR-TO-DATE BUDGET REPORT

FOR 2026 08

	ORIGINAL APPROP	REVISED BUDGET	YTD ACTUAL	MTD ACTUAL	ENCUMBRANCES	AVAILABLE BUDGET	% USED
127 PAID PARKING							
127 34450 PARKING REVENUE	0.00	-805,000.00	-602,224.47	-138,220.49	0.00	-202,775.53	74.8%
127 35430 PARKING FINES	0.00	-35,000.00	-39,852.00	-13,496.00	0.00	4,852.00	113.9%
127 36110 INTEREST	0.00	0.00	-571.52	-571.52	0.00	571.52	100.0%
127 53400 CONTRACTUAL	0.00	220,000.00	322,750.15	74,252.57	161,784.00	-264,534.15	220.2%
127 54800 PROMOTIONAL	0.00	1,500.00	1,299.92	0.00	0.00	200.08	86.7%
127 54930 COLLECTIONS/LITIGATION COSTS	0.00	35,000.00	0.00	0.00	0.00	35,000.00	.0%
127 59990 RESERVE	0.00	583,500.00	0.00	0.00	0.00	583,500.00	.0%
TOTAL PAID PARKING	0.00	0.00	-318,597.92	-78,035.44	161,784.00	156,813.92	100.0%
TOTAL REVENUES	0.00	-840,000.00	-642,647.99	-152,288.01	0.00	-197,352.01	
TOTAL EXPENSES	0.00	840,000.00	324,050.07	74,252.57	161,784.00	354,165.93	
GRAND TOTAL	0.00	0.00	-318,597.92	-78,035.44	161,784.00	156,813.92	100.0%

** END OF REPORT - Generated by Marileida Hernandez **

City of Fernandina Beach
YEAR-TO-DATE BUDGET REPORT

FOR 2026 08

	ORIGINAL APPROP	REVISED BUDGET	YTD ACTUAL	MTD ACTUAL	ENCUMBRANCES	AVAILABLE BUDGET	% USED
135 LAND CONSERVATION TRUST							
135 36110 INTEREST	-2,625.00	-2,625.00	-2,964.52	-993.92	0.00	339.52	112.9%
135 38910 CASH BALANCE FORWARD	-257,318.00	-258,412.00	0.00	0.00	0.00	-258,412.00	.0%
135 53100 PROFESSIONAL SERVICES	3,500.00	3,500.00	0.00	0.00	0.00	3,500.00	.0%
135 56100 LAND	256,443.00	256,443.00	0.00	0.00	0.00	256,443.00	.0%
135 59990 RESERVE	0.00	1,094.00	0.00	0.00	0.00	1,094.00	.0%
TOTAL LAND CONSERVATION TRUST	0.00	0.00	-2,964.52	-993.92	0.00	2,964.52	100.0%
TOTAL REVENUES	-259,943.00	-261,037.00	-2,964.52	-993.92	0.00	-258,072.48	
TOTAL EXPENSES	259,943.00	261,037.00	0.00	0.00	0.00	261,037.00	
GRAND TOTAL	0.00	0.00	-2,964.52	-993.92	0.00	2,964.52	100.0%

** END OF REPORT - Generated by Marileida Hernandez **

City of Fernandina Beach
YEAR-TO-DATE BUDGET REPORT

FOR 2026 08

	ORIGINAL APPROP	REVISED BUDGET	YTD ACTUAL	MTD ACTUAL	ENCUMBRANCES	AVAILABLE BUDGET	% USED
140 BUILDING FEES FUND							
140 32200 BUILDING PERMITS	-710,000.00	-710,000.00	-543,387.29	-54,515.32	0.00	-166,612.71	76.5%
140 32202 BUILDING PERMIT-CONSTRUCTION	-3,000.00	-3,000.00	-5,220.00	-600.00	0.00	2,220.00	174.0%
140 32203 BUILDING PERMIT-DEMOLITION	-2,000.00	-2,000.00	0.00	0.00	0.00	-2,000.00	.0%
140 32206 BUILDING PERMIT-AFTER THE FACT	-10,000.00	-10,000.00	-4,568.76	-140.00	0.00	-5,431.24	45.7%
140 32207 BUILDING PERMIT-REINSPECTION	-4,000.00	-4,000.00	-10,285.00	-1,250.00	0.00	6,285.00	257.1%
140 32903 SIGN PERMITS	-2,000.00	-2,000.00	-1,370.00	-213.00	0.00	-630.00	68.5%
140 32905 ELECTRICAL PERMITS-GENERAL	0.00	0.00	-75.00	0.00	0.00	75.00	100.0%
140 32908 GAS PERMITS-GENERAL	-14,000.00	-14,000.00	-7,862.41	-1,083.48	0.00	-6,137.59	56.2%
140 32909 GAS PERMITS-LP INSTALLATION	-4,000.00	-4,000.00	-2,400.00	-375.00	0.00	-1,600.00	60.0%
140 32911 MECHANICAL	-12,000.00	-12,000.00	-7,800.00	-1,000.00	0.00	-4,200.00	65.0%
140 32912 PLUMBING PERMITS	-4,000.00	-4,000.00	-3,700.00	-350.00	0.00	-300.00	92.5%
140 32920 CDD COPIES MADE FEE	0.00	0.00	-0.45	0.00	0.00	0.45	100.0%
140 32960 ADMINISTRATION COST BLDING SU	-3,000.00	-3,000.00	-1,756.27	-0.01	0.00	-1,243.73	58.5%
140 32980 OTHER MISC PERMITS	-30,000.00	-30,000.00	-26,040.00	-2,805.00	0.00	-3,960.00	86.8%
140 36110 INTEREST	-30,000.00	-30,000.00	-17,152.79	-5,270.68	0.00	-12,847.21	57.2%
140 36990 OTHER REVENUE	-1,000.00	-1,000.00	-7,822.43	0.00	0.00	6,822.43	782.2%
140 38910 CASH BALANCE FORWARD	-1,194,007.00	-1,650,360.00	0.00	0.00	0.00	-1,650,360.00	.0%
140 51200 SALARIES	590,946.00	590,946.00	370,862.96	62,876.06	0.00	220,083.04	62.8%
140 51350 PART-TIME	30,314.00	30,314.00	18,435.14	1,085.48	0.00	11,878.86	60.8%
140 51400 OVERTIME	0.00	91.00	203.50	116.35	0.00	-112.50	223.6%

City of Fernandina Beach
YEAR-TO-DATE BUDGET REPORT

FOR 2026 08

	ORIGINAL APPROP	REVISED BUDGET	YTD ACTUAL	MTD ACTUAL	ENCUMBRANCES	AVAILABLE BUDGET	% USED
140 52100	FICA						
	45,931.00	45,931.00	28,712.74	4,750.24	0.00	17,218.26	62.5%
140 52200	RETIREMENT						
	119,865.00	119,865.00	75,487.69	12,969.41	0.00	44,377.31	63.0%
140 52300	HEALTH INSUR						
	111,742.00	111,742.00	63,596.25	7,958.58	0.00	48,145.75	56.9%
140 52301	LIFE INSUR						
	1,665.00	1,665.00	1,115.04	127.67	0.00	549.96	67.0%
140 52400	WORKERS' COMP						
	4,051.00	4,051.00	2,485.32	310.67	0.00	1,565.68	61.4%
140 53100	PROFESSIONAL SERVICES						
	531,695.00	531,695.00	190,415.58	0.00	46,349.13	294,930.29	44.5%
140 53400	CONTRACTUAL						
	172,951.00	172,951.00	117,962.75	368.52	0.00	54,988.25	68.2%
140 54000	TRAINING/TRAVEL						
	42,400.00	42,370.00	2,725.00	550.00	0.00	39,645.00	6.4%
140 54100	COMM - PHONE/FAX/ALARM						
	1,600.00	1,600.00	1,600.00	0.00	0.00	0.00	100.0%
140 54101	COMMUNICATIONS-CELLULAR						
	8,000.00	8,000.00	4,113.96	0.00	0.00	3,886.04	51.4%
140 54500	INSURANCE						
	36,540.00	36,522.00	18,656.00	2,329.75	0.00	17,866.00	51.1%
140 54611	R/M FACILITIES						
	2,600.00	2,600.00	82.24	82.24	0.00	2,517.76	3.2%
140 54630	R/M VEHICLES-LABOR						
	1,000.00	1,000.00	562.50	112.50	0.00	437.50	56.3%
140 54640	R/M VEHICLES-PARTS						
	1,500.00	1,500.00	1,414.27	43.80	0.00	85.73	94.3%
140 54700	PRINTING						
	5,000.00	4,939.00	1,328.78	63.97	0.00	3,610.22	26.9%
140 54934	LEGAL/CONTRACTUAL						
	20,825.00	20,825.00	0.00	0.00	0.00	20,825.00	.0%
140 54935	OTHER - PR YR PERMIT REFUND						
	2,000.00	2,000.00	0.00	0.00	0.00	2,000.00	.0%
140 55100	OFFICE SUPPLIES						
	4,000.00	4,000.00	1,129.65	74.35	0.00	2,870.35	28.2%
140 55200	OPERATING SUPPLIES						
	5,530.00	5,530.00	1,070.92	35.00	0.00	4,459.08	19.4%
140 55210	UNIFORMS						
	3,400.00	3,400.00	589.27	0.00	0.00	2,810.73	17.3%
140 55230	GAS/OIL						
	4,200.00	4,200.00	1,799.80	251.72	0.00	2,400.20	42.9%
140 55400	BOOKS/SUBS/DUES						
	12,000.00	12,000.00	3,425.00	0.00	0.00	8,575.00	28.5%

City of Fernandina Beach
YEAR-TO-DATE BUDGET REPORT

FOR 2026 08

	ORIGINAL APPROP	REVISED BUDGET	YTD ACTUAL	MTD ACTUAL	ENCUMBRANCES	AVAILABLE BUDGET	% USED
140 56401	NON CAP EQUIP						
	5,500.00	5,500.00	5,069.94	0.00	0.00	430.06	92.2%
140 56410 23041	CITYVIEW SOFTWARE PROJ 23041						
	254,719.00	254,719.00	97,010.42	48,502.23	2,551.88	155,156.70	39.1%
140 59990	RESERVE						
	3,033.00	459,386.00	0.00	0.00	0.00	459,386.00	.0%
TOTAL BUILDING FEES FUND							
	0.00	-18.00	370,414.32	75,006.05	48,901.01	-419,333.33	*********%
TOTAL REVENUES							
	-2,023,007.00	-2,479,360.00	-639,440.40	-67,602.49	0.00	-1,839,919.60	
TOTAL EXPENSES							
	2,023,007.00	2,479,342.00	1,009,854.72	142,608.54	48,901.01	1,420,586.27	
GRAND TOTAL							
	0.00	-18.00	370,414.32	75,006.05	48,901.01	-419,333.33	*********%

** END OF REPORT - Generated by Marileida Hernandez **

City of Fernandina Beach
YEAR-TO-DATE BUDGET REPORT

FOR 2026 08

	ORIGINAL APPROP	REVISED BUDGET	YTD ACTUAL	MTD ACTUAL	ENCUMBRANCES	AVAILABLE BUDGET	% USED
145 WASTEWATER CAPACITY							
145 36110 INTEREST	-10,800.00	-10,800.00	-10,170.56	-3,137.06	0.00	-629.44	94.2%
145 36310 IMPACT FEES- INCORPORATED AREA	-450,000.00	-450,000.00	-107,034.66	-31,586.52	0.00	-342,965.34	23.8%
145 36311 IMPACT FEES- UNINCORPORATED	-20,000.00	-20,000.00	-22,802.20	-129.16	0.00	2,802.20	114.0%
145 38910 CASH BALANCE FORWARD	-970,927.00	-1,005,181.00	0.00	0.00	0.00	-1,005,181.00	.0%
145 59230 TRANSFER TO UTIL ACQ DS	500,000.00	500,000.00	333,333.32	41,666.67	0.00	166,666.68	66.7%
145 59990 RESERVE	951,727.00	985,981.00	0.00	0.00	0.00	985,981.00	.0%
TOTAL WASTEWATER CAPACITY	0.00	0.00	193,325.90	6,813.93	0.00	-193,325.90	100.0%
TOTAL REVENUES	-1,451,727.00	-1,485,981.00	-140,007.42	-34,852.74	0.00	-1,345,973.58	
TOTAL EXPENSES	1,451,727.00	1,485,981.00	333,333.32	41,666.67	0.00	1,152,647.68	
GRAND TOTAL	0.00	0.00	193,325.90	6,813.93	0.00	-193,325.90	100.0%

** END OF REPORT - Generated by Marileida Hernandez **

City of Fernandina Beach
YEAR-TO-DATE BUDGET REPORT

FOR 2026 08

	ORIGINAL APPROP	REVISED BUDGET	YTD ACTUAL	MTD ACTUAL	ENCUMBRANCES	AVAILABLE BUDGET	% USED
146 WATER CAPACITY							
146 36110 INTEREST	-1,602.00	-1,602.00	-1,309.56	-452.34	0.00	-292.44	81.7%
146 36310 IMPACT FEES- INCORPORATED AREA	-78,778.00	-78,778.00	-22,280.18	-5,506.38	0.00	-56,497.82	28.3%
146 36311 IMPACT FEES- UNINCORPORATED	-7,578.00	-7,578.00	-4,854.32	-669.98	0.00	-2,723.68	64.1%
146 38910 CASH BALANCE FORWARD	-101,604.00	-109,260.00	0.00	0.00	0.00	-109,260.00	.0%
146 59230 TRANSFER TO UTIL ACQ DS	25,000.00	25,000.00	16,666.68	2,083.33	0.00	8,333.32	66.7%
146 59990 RESERVE	164,562.00	172,218.00	0.00	0.00	0.00	172,218.00	.0%
TOTAL WATER CAPACITY	0.00	0.00	-11,777.38	-4,545.37	0.00	11,777.38	100.0%
TOTAL REVENUES	-189,562.00	-197,218.00	-28,444.06	-6,628.70	0.00	-168,773.94	
TOTAL EXPENSES	189,562.00	197,218.00	16,666.68	2,083.33	0.00	180,551.32	
GRAND TOTAL	0.00	0.00	-11,777.38	-4,545.37	0.00	11,777.38	100.0%

** END OF REPORT - Generated by Marileida Hernandez **

City of Fernandina Beach
YEAR-TO-DATE BUDGET REPORT

FOR 2026 08

	ORIGINAL APPROP	REVISED BUDGET	YTD ACTUAL	MTD ACTUAL	ENCUMBRANCES	AVAILABLE BUDGET	% USED
150 UTILITY TAX							
150 31410 ELECTRIC MUNICIPAL TAX	-1,080,000.00	-1,080,000.00	-1,078,428.48	-332,053.19	0.00	-1,571.52	99.9%
150 31420 TELEPHONE MUNICIPAL TAX	-1,010,818.00	-1,010,818.00	-686,341.66	-175,263.84	0.00	-324,476.34	67.9%
150 31440 GAS MUNICIPAL TAX	-180,000.00	-180,000.00	-160,871.38	-30,309.62	0.00	-19,128.62	89.4%
150 36110 INTEREST	-9,500.00	-9,500.00	-12,028.86	-4,117.46	0.00	2,528.86	126.6%
150 38910 CASH BALANCE FORWARD	-1,011,850.00	-1,128,738.00	0.00	0.00	0.00	-1,128,738.00	.0%
150 59100 TRANSFER TO GENERAL FUND	2,500,000.00	2,500,000.00	1,666,666.68	208,333.33	0.00	833,333.32	66.7%
150 59990 RESERVE	792,168.00	909,056.00	0.00	0.00	0.00	909,056.00	.0%
TOTAL UTILITY TAX	0.00	0.00	-271,003.70	-333,410.78	0.00	271,003.70	100.0%
TOTAL REVENUES	-3,292,168.00	-3,409,056.00	-1,937,670.38	-541,744.11	0.00	-1,471,385.62	
TOTAL EXPENSES	3,292,168.00	3,409,056.00	1,666,666.68	208,333.33	0.00	1,742,389.32	
GRAND TOTAL	0.00	0.00	-271,003.70	-333,410.78	0.00	271,003.70	100.0%

** END OF REPORT - Generated by Marileida Hernandez **

City of Fernandina Beach
YEAR-TO-DATE BUDGET REPORT

FOR 2026 08

	ORIGINAL APPROP	REVISED BUDGET	YTD ACTUAL	MTD ACTUAL	ENCUMBRANCES	AVAILABLE BUDGET	% USED
170 CEMETERY							
170 32970 BURIAL PERMITS	-4,500.00	-4,500.00	-2,850.00	-250.00	0.00	-1,650.00	63.3%
170 34560 MARKER SETTING FEES	-4,250.00	-4,250.00	-2,550.00	-350.00	0.00	-1,700.00	60.0%
170 34565 DEED TRANSFER FEES	0.00	0.00	-375.00	-75.00	0.00	375.00	100.0%
170 34570 PERPETUAL CARE	-56,000.00	-56,000.00	-51,094.41	-6,479.28	0.00	-4,905.59	91.2%
170 34580 SALE OF LOTS	-104,000.00	-104,000.00	-82,964.91	-12,032.96	0.00	-21,035.09	79.8%
170 36110 INTEREST	-45,000.00	-45,000.00	-29,222.27	-6,336.07	0.00	-15,777.73	64.9%
170 36120 UNREALIZED GAIN	0.00	0.00	4,025.89	661.65	0.00	-4,025.89	100.0%
170 38910 CASH BALANCE FORWARD	-261,797.00	-230,823.00	0.00	0.00	0.00	-230,823.00	.0%
170 38913 CASH BAL FOR RESTD CEMET	-1,451,034.00	-1,451,034.00	0.00	0.00	0.00	-1,451,034.00	.0%
170 53400 CONTRACTUAL	135,384.00	135,384.00	71,796.27	9,683.11	0.00	63,587.73	53.0%
170 54300 UTILITIES ELECTRIC	1,000.00	1,000.00	642.43	91.18	0.00	357.57	64.2%
170 54310 UTILITIES-WATER & WASTEWATER	250.00	250.00	119.08	14.69	0.00	130.92	47.6%
170 54610 R/M BLDG & GROUNDS	10,000.00	10,000.00	2,006.61	0.00	0.00	7,993.39	20.1%
170 54611 R/M FACILITIES	10,000.00	10,000.00	5,055.30	0.00	0.00	4,944.70	50.6%
170 55200 OPERATING SUPPLIES	2,500.00	2,500.00	651.08	0.00	0.00	1,848.92	26.0%
170 59990 RESERVE	260,413.00	229,439.00	0.00	0.00	0.00	229,439.00	.0%
170 59997 RESERVE REST'D FOR CEMETERY	1,507,034.00	1,507,034.00	0.00	0.00	0.00	1,507,034.00	.0%
TOTAL CEMETERY	0.00	0.00	-84,759.93	-15,072.68	0.00	84,759.93	100.0%
TOTAL REVENUES	-1,926,581.00	-1,895,607.00	-165,030.70	-24,861.66	0.00	-1,730,576.30	
TOTAL EXPENSES	1,926,581.00	1,895,607.00	80,270.77	9,788.98	0.00	1,815,336.23	
GRAND TOTAL	0.00	0.00	-84,759.93	-15,072.68	0.00	84,759.93	100.0%

City of Fernandina Beach
YEAR-TO-DATE BUDGET REPORT

FOR 2026 08

ORIGINAL APPROP	REVISED BUDGET	YTD ACTUAL	MTD ACTUAL	ENCUMBRANCES	AVAILABLE BUDGET	% USED

** END OF REPORT - Generated by Marileida Hernandez **

City of Fernandina Beach
YEAR-TO-DATE BUDGET REPORT

FOR 2026 08

	ORIGINAL APPROP	REVISED BUDGET	YTD ACTUAL	MTD ACTUAL	ENCUMBRANCES	AVAILABLE BUDGET	% USED
180 COMM DEVELOP AREA							
180 31110 PROPERTY TAXES	-149,899.00	-149,899.00	0.00	0.00	0.00	-149,899.00	.0%
180 31117 PROPERTY TAXES-COUNTY	-226,659.00	-226,659.00	0.00	0.00	0.00	-226,659.00	.0%
180 36110 INTEREST	-7,500.00	-7,500.00	-5,494.78	-1,669.41	0.00	-2,005.22	73.3%
180 38910 CASH BALANCE FORWARD	-608,208.00	-591,307.00	0.00	0.00	0.00	-591,307.00	.0%
180 53200 AUDITING	6,600.00	6,600.00	4,400.00	550.00	0.00	2,200.00	66.7%
180 53400 CONTRACTUAL	0.00	720.00	720.00	0.00	0.00	0.00	100.0%
180 56300 25073 NORTH 2ND STREET STREETSCAPE	0.00	150,408.00	150,407.93	0.00	0.00	0.07	100.0%
180 57100 PRINCIPAL	52,224.00	52,224.00	0.00	0.00	0.00	52,224.00	.0%
180 57200 INTEREST	18,217.00	18,217.00	9,036.08	0.00	0.00	9,180.92	49.6%
180 59990 RESERVE	915,225.00	747,196.00	0.00	0.00	0.00	747,196.00	.0%
TOTAL COMM DEVELOP AREA	0.00	0.00	159,069.23	-1,119.41	0.00	-159,069.23	100.0%
TOTAL REVENUES	-992,266.00	-975,365.00	-5,494.78	-1,669.41	0.00	-969,870.22	
TOTAL EXPENSES	992,266.00	975,365.00	164,564.01	550.00	0.00	810,800.99	
GRAND TOTAL	0.00	0.00	159,069.23	-1,119.41	0.00	-159,069.23	100.0%

** END OF REPORT - Generated by Marileida Hernandez **

City of Fernandina Beach
YEAR-TO-DATE BUDGET REPORT

FOR 2026 08

	ORIGINAL APPROP	REVISED BUDGET	YTD ACTUAL	MTD ACTUAL	ENCUMBRANCES	AVAILABLE BUDGET	% USED
190 LAW ENFORCE RECOVERY							
190 34210 FEDERAL LAW ENFORCEMENT SUPP	-458,614.00	-458,614.00	-184,725.28	-23,090.66	0.00	-273,888.72	40.3%
190 36110 INTEREST	-6,000.00	-6,000.00	-4,607.44	-1,471.61	0.00	-1,392.56	76.8%
190 36992 GAIN ON SALE OF ASSET	0.00	0.00	-5,550.00	-5,550.00	0.00	5,550.00	100.0%
190 38910 CASH BALANCE FORWARD	-561,503.00	-423,599.00	0.00	0.00	0.00	-423,599.00	.0%
190 53400 CONTRACTUAL	20,000.00	38,085.00	18,084.91	0.00	0.00	20,000.09	47.5%
190 54000 TRAINING/TRAVEL	30,000.00	36,416.00	10,694.66	0.00	0.00	25,721.34	29.4%
190 54921 UNDERCOVER	4,000.00	4,000.00	0.00	0.00	0.00	4,000.00	.0%
190 55200 OPERATING SUPPLIES	28,000.00	28,000.00	7,789.22	0.00	0.00	20,210.78	27.8%
190 56400 MACH/EQUIP	7,500.00	7,500.00	0.00	0.00	0.00	7,500.00	.0%
190 56400 25411 POLICE SERVICE VEHICLE (RE#5)	66,628.00	66,628.00	0.00	0.00	0.00	66,628.00	.0%
190 56400 25412 POLICE SERVICE VEHICLE (RE#90)	66,628.00	66,628.00	0.00	0.00	0.00	66,628.00	.0%
190 56400 26408 POLICE VEHICLE RE #75	69,000.00	69,000.00	68,860.02	0.00	0.00	139.98	99.8%
190 56400 26409 POLICE VEHICLE RE #76	69,000.00	69,000.00	68,860.03	0.00	0.00	139.97	99.8%
190 56401 EQUIP-NON CAPITAL	10,000.00	10,000.00	0.00	0.00	0.00	10,000.00	.0%
190 59990 RESERVE	655,361.00	492,956.00	0.00	0.00	0.00	492,956.00	.0%
TOTAL LAW ENFORCE RECOVERY	0.00	0.00	-20,593.88	-30,112.27	0.00	20,593.88	100.0%
TOTAL REVENUES	-1,026,117.00	-888,213.00	-194,882.72	-30,112.27	0.00	-693,330.28	
TOTAL EXPENSES	1,026,117.00	888,213.00	174,288.84	0.00	0.00	713,924.16	
GRAND TOTAL	0.00	0.00	-20,593.88	-30,112.27	0.00	20,593.88	100.0%

** END OF REPORT - Generated by Marileida Hernandez **

City of Fernandina Beach
YEAR-TO-DATE BUDGET REPORT

FOR 2026 08

	ORIGINAL APPROP	REVISED BUDGET	YTD ACTUAL	MTD ACTUAL	ENCUMBRANCES	AVAILABLE BUDGET	% USED
230 UTILITY DEBT SERVICE							
230 36110 INTEREST	-8,000.00	-8,000.00	-6,139.19	-3,382.85	0.00	-1,860.81	76.7%
230 38140 FROM WW IMPACT FEES	-500,000.00	-500,000.00	-333,333.32	-41,666.67	0.00	-166,666.68	66.7%
230 38141 FROM WATER IMPACT FEES	-25,000.00	-25,000.00	-16,666.68	-2,083.33	0.00	-8,333.32	66.7%
230 38145 FROM WASTEWATER	-429,425.00	-429,425.00	-286,283.32	-35,785.42	0.00	-143,141.68	66.7%
230 38146 FROM WATER	-1,542,325.00	-1,542,325.00	-1,028,216.68	-128,527.08	0.00	-514,108.32	66.7%
230 38910 CASH BALANCE FORWARD	-57,033.00	-133,934.00	0.00	0.00	0.00	-133,934.00	.0%
230 57100 PRINCIPAL	1,740,000.00	1,740,000.00	0.00	0.00	0.00	1,740,000.00	.0%
230 57200 INTEREST	756,750.00	756,750.00	278,668.45	0.00	0.00	478,081.55	36.8%
230 57310 BOND ISSUANCE EXPENSE	0.00	0.00	54,807.45	0.00	0.00	-54,807.45	100.0%
230 59990 RESERVE	65,033.00	141,934.00	0.00	0.00	0.00	141,934.00	.0%
TOTAL UTILITY DEBT SERVICE	0.00	0.00	-1,337,163.29	-211,445.35	0.00	1,337,163.29	100.0%
TOTAL REVENUES	-2,561,783.00	-2,638,684.00	-1,670,639.19	-211,445.35	0.00	-968,044.81	
TOTAL EXPENSES	2,561,783.00	2,638,684.00	333,475.90	0.00	0.00	2,305,208.10	
GRAND TOTAL	0.00	0.00	-1,337,163.29	-211,445.35	0.00	1,337,163.29	100.0%

** END OF REPORT - Generated by Marileida Hernandez **

City of Fernandina Beach
YEAR-TO-DATE BUDGET REPORT

FOR 2026 08

	ORIGINAL APPROP	REVISED BUDGET	YTD EXPENDED	MTD EXPENDED	ENCUMBRANCES	AVAILABLE BUDGET	% USED
3001000 GENERAL GOVERNMENT							
3001000 56100 26035 LAND - S 2ND STREET	0.00	714,310.00	294,345.09	5,717.74	0.00	419,964.91	41.2%
3001000 56300 IMPROVEMENTS	200,000.00	0.00	0.00	0.00	0.00	0.00	.0%
3001000 56300 24010 DOWNTOWN STREETSCAPES	50,000.00	30,000.00	0.00	0.00	0.00	30,000.00	.0%
3001000 56300 24011 DOWNTOWN REVITALIZATION	0.00	235,108.00	154,566.04	2,094.17	89,141.86	-8,599.90	103.7%
3001000 56300 25073 NORTH 2ND STREET STREETSCAPE	68,816.00	68,816.00	68,816.00	0.00	0.00	0.00	100.0%
3001000 56301 26029 DEMOLITION OF ATLANTIC SF	0.00	20,000.00	15,241.94	0.00	0.00	4,758.06	76.2%
3001000 56410 22018 SOFTWARE	40,000.00	40,000.00	0.00	0.00	0.00	40,000.00	.0%
3001000 57100 PRINCIPAL	536,078.00	536,078.00	299,653.33	0.00	0.00	236,424.67	55.9%
3001000 57200 INTEREST	92,077.00	92,077.00	43,826.46	0.00	0.00	48,250.54	47.6%
3001000 57300 FINANCING COSTS	0.00	0.00	49,078.72	0.00	0.00	-49,078.72	100.0%
3001000 59990 RESERVE	1,139,924.00	1,271,658.00	0.00	0.00	0.00	1,271,658.00	.0%
TOTAL GENERAL GOVERNMENT	2,126,895.00	3,008,047.00	925,527.58	7,811.91	89,141.86	1,993,377.56	33.7%
TOTAL EXPENSES	2,126,895.00	3,008,047.00	925,527.58	7,811.91	89,141.86	1,993,377.56	
3001310 CAP IMP IT							
3001310 56400 EQUIPMENT	170,000.00	170,000.00	118,461.03	0.00	0.00	51,538.97	69.7%
TOTAL CAP IMP IT	170,000.00	170,000.00	118,461.03	0.00	0.00	51,538.97	69.7%
TOTAL EXPENSES	170,000.00	170,000.00	118,461.03	0.00	0.00	51,538.97	
3002100 CAP IMP POLICE							
3002100 56400 26444 PANASONIC TOUGHBOOKS-POLICE							

City of Fernandina Beach
YEAR-TO-DATE BUDGET REPORT

FOR 2026 08

	ORIGINAL APPROP	REVISED BUDGET	YTD EXPENDED	MTD EXPENDED	ENCUMBRANCES	AVAILABLE BUDGET	% USED
3002100 CAP IMP POLICE							
	207,422.00	207,422.00	207,421.20	0.00	0.00	0.80	100.0%
3002100 56400 26445 ELECTRONIC CONTROL DEVICE-PD							
	209,815.00	209,815.00	209,814.49	0.00	0.00	0.51	100.0%
TOTAL CAP IMP POLICE							
	417,237.00	417,237.00	417,235.69	0.00	0.00	1.31	100.0%
TOTAL EXPENSES							
	417,237.00	417,237.00	417,235.69	0.00	0.00	1.31	
3002200 CAP IMP FIRE							
3002200 56300 26023 FS1 EXHAUST GAS REMOVAL SYSTEM							
	0.00	75,000.00	67,045.00	67,045.00	0.00	7,955.00	89.4%
3002200 56400 26410 FIRE RESCUE UNIT RE#103							
	435,000.00	445,244.00	0.00	0.00	445,244.00	0.00	100.0%
3002200 56400 26448 FIRE TOUGHBOOKS							
	0.00	116,301.00	116,300.09	0.00	0.00	0.91	100.0%
TOTAL CAP IMP FIRE							
	435,000.00	636,545.00	183,345.09	67,045.00	445,244.00	7,955.91	98.8%
TOTAL EXPENSES							
	435,000.00	636,545.00	183,345.09	67,045.00	445,244.00	7,955.91	
3004100 CAP IMP STREETS							
3004100 56311 SIDEWALKS-GENL/MISC							
	150,000.00	0.00	0.00	0.00	0.00	0.00	.0%
3004100 56311 26030 SIDEWALKS/CURBING							
	0.00	150,000.00	49,272.99	0.00	71,841.93	28,885.08	80.7%
3004100 56320 26000 STREET PAVING/RESURFACING-CAPI							
	990,000.00	990,000.00	488,548.06	0.00	38,619.59	462,832.35	53.2%
3004100 56400 26411 STREETS FRONT-END LOADER #431							
	275,000.00	253,391.00	253,391.00	0.00	0.00	0.00	100.0%
TOTAL CAP IMP STREETS							
	1,415,000.00	1,393,391.00	791,212.05	0.00	110,461.52	491,717.43	64.7%
TOTAL EXPENSES							
	1,415,000.00	1,393,391.00	791,212.05	0.00	110,461.52	491,717.43	
3007100 CAP IMPRV LIBRARY							
3007100 56300 26018 LIBRARY FACADE REPAIRS							
	20,000.00	20,000.00	19,980.09	0.00	0.00	19.91	99.9%

City of Fernandina Beach
YEAR-TO-DATE BUDGET REPORT

FOR 2026 08

3007100 CAP IMPRV LIBRARY	ORIGINAL APPROP	REVISED BUDGET	YTD EXPENDED	MTD EXPENDED	ENCUMBRANCES	AVAILABLE BUDGET	% USED
TOTAL CAP IMPRV LIBRARY	20,000.00	20,000.00	19,980.09	0.00	0.00	19.91	99.9%
TOTAL EXPENSES	20,000.00	20,000.00	19,980.09	0.00	0.00	19.91	
3007200 CAP IMP REC							
3007200 56300 23036 IMPROVEMENTS	8,404.00	173,895.00	169,776.61	166,244.21	4,842.44	-724.05	100.4%
3007200 56300 23037 IMPROVEMENTS	31,552.00	31,552.00	6,704.05	2,827.92	18,181.00	6,666.95	78.9%
3007200 56300 23038 IMPROVEMENTS	2,107,376.00	2,107,376.00	36,198.65	16,669.53	63,814.25	2,007,363.10	4.7%
3007200 56300 23039 IMPROVEMENTS	4,158,028.00	4,158,028.00	33,577.83	14,163.87	91,061.16	4,033,389.01	3.0%
3007200 56300 23040 IMPROVEMENTS	69,249.00	69,249.00	14,713.90	6,206.65	39,903.29	14,631.81	78.9%
3007200 56300 26019 ARC WINDOW REPLACEMENT PH3	100,000.00	100,000.00	0.00	0.00	99,700.00	300.00	99.7%
3007200 56315 25072 DUNE WALKOVERS	0.00	14,851.00	14,850.83	0.00	0.00	0.17	100.0%
3007200 56315 26003 BEACH ACCESS 9 REPLACEMENT	150,000.00	150,000.00	10,065.00	0.00	4,825.00	135,110.00	9.9%
3007200 56315 26004 BEACH ACCESS 34 REPAIRS	0.00	50,000.00	49,950.00	0.00	0.00	50.00	99.9%
3007200 56327 25013 BEACH MONITORING/REPORTING	0.00	6,941.00	6,940.48	0.00	0.00	0.52	100.0%
3007200 56400 26412 THOR GUARD SYSTEM UPGRADE	27,000.00	26,817.00	24,860.00	0.00	0.00	1,957.00	92.7%
TOTAL CAP IMP REC	6,651,609.00	6,888,709.00	367,637.35	206,112.18	322,327.14	6,198,744.51	10.0%
TOTAL EXPENSES	6,651,609.00	6,888,709.00	367,637.35	206,112.18	322,327.14	6,198,744.51	
3007210 PARKS IMPROVEMENTS							
3007210 56300 24019 LIGHTHOUSE	110,000.00	110,000.00	94,385.12	22,999.40	0.00	15,614.88	85.8%

City of Fernandina Beach
YEAR-TO-DATE BUDGET REPORT

FOR 2026 08

3007210 PARKS IMPROVEMENTS ORIGINAL APPROP	REVISED BUDGET	YTD EXPENDED	MTD EXPENDED	ENCUMBRANCES	AVAILABLE BUDGET	% USED
3007210 56300 26004 BEACH ACCESS 34 REDECKING						
50,000.00	0.00	0.00	0.00	0.00	0.00	.0%
TOTAL PARKS IMPROVEMENTS						
160,000.00	110,000.00	94,385.12	22,999.40	0.00	15,614.88	85.8%
TOTAL EXPENSES						
160,000.00	110,000.00	94,385.12	22,999.40	0.00	15,614.88	
3007225 MLK CENTER						
3007225 56300 24047 MLK SOFTBALL FIELDS						
0.00	275,300.00	0.00	0.00	275,300.00	0.00	100.0%
3007225 56300 26020 MLK INTERIOR IMPROVEMENTS						
125,000.00	0.00	0.00	0.00	0.00	0.00	.0%
3007225 56300 26021 MLK WINDOWS AND DOORS						
75,000.00	75,000.00	0.00	0.00	74,000.00	1,000.00	98.7%
TOTAL MLK CENTER						
200,000.00	350,300.00	0.00	0.00	349,300.00	1,000.00	99.7%
TOTAL EXPENSES						
200,000.00	350,300.00	0.00	0.00	349,300.00	1,000.00	
GRAND TOTAL						
11,595,741.00	12,994,229.00	2,917,784.00	303,968.49	1,316,474.52	8,759,970.48	32.6%

** END OF REPORT - Generated by Ashley Butler **

City of Fernandina Beach
YEAR-TO-DATE BUDGET REPORT

FOR 2026 08

	ORIGINAL APPROP	REVISED BUDGET	YTD ACTUAL	MTD ACTUAL	ENCUMBRANCES	AVAILABLE BUDGET	% USED
300 CAPITAL IMPROVEMENT							
300 33400 STATE GRANT	-6,000,000.00	-6,041,789.00	-226,037.52	-41,789.00	0.00	-5,815,751.48	3.7%
300 33544 8TH CENT GAS TAX	-82,466.00	-82,466.00	-50,244.87	-12,268.68	0.00	-32,221.13	60.9%
300 33710 COUNTY GRANT	-100,000.00	-100,000.00	-173,713.04	0.00	0.00	73,713.04	173.7%
300 36110 INTEREST	-30,800.00	-30,800.00	-15,622.33	-4,741.63	0.00	-15,177.67	50.7%
300 38101 FROM GENERAL FUND	-2,540,207.00	-2,897,362.00	-1,693,471.32	-211,683.92	0.00	-1,203,890.68	58.4%
300 38410 LOAN PROCEEDS	-533,537.00	-533,537.00	-533,535.78	0.00	0.00	-1.22	100.0%
300 38910 CASH BALANCE FORWARD	-2,308,731.00	-2,951,120.00	0.00	0.00	0.00	-2,951,120.00	.0%
TOTAL CAPITAL IMPROVEMENT	-11,595,741.00	-12,637,074.00	-2,692,624.86	-270,483.23	0.00	-9,944,449.14	21.3%
TOTAL REVENUES	-11,595,741.00	-12,637,074.00	-2,692,624.86	-270,483.23	0.00	-9,944,449.14	
GRAND TOTAL	-11,595,741.00	-12,637,074.00	-2,692,624.86	-270,483.23	0.00	-9,944,449.14	21.3%

** END OF REPORT - Generated by Ashley Butler **

City of Fernandina Beach
YEAR-TO-DATE BUDGET REPORT

FOR 2026 08

	ORIGINAL APPROP	REVISED BUDGET	YTD EXPENDED	MTD EXPENDED	ENCUMBRANCES	AVAILABLE BUDGET	% USED
3101000 CAP EXP ADMIN							
3101000 56100 26035	LAND - S 2ND STREET						
	0.00	1,867,845.00	1,830,082.36	0.00	0.00	37,762.64	98.0%
3101000 56500	INFRASTRUCTURE						
	75,000.00	0.00	0.00	0.00	0.00	0.00	.0%
3101000 56500 26032	NEW SIDEWALKS FY26						
	0.00	75,000.00	52,503.49	0.00	14,950.00	7,546.51	89.9%
3101000 59990	RESERVE						
	1,891,886.00	45,702.00	0.00	0.00	0.00	45,702.00	.0%
TOTAL CAP EXP ADMIN							
	1,966,886.00	1,988,547.00	1,882,585.85	0.00	14,950.00	91,011.15	95.4%
TOTAL EXPENSES							
	1,966,886.00	1,988,547.00	1,882,585.85	0.00	14,950.00	91,011.15	
3102100 CAP EXP POLICE							
3102100 56400	MACH/EQUIP						
	30,000.00	30,000.00	0.00	0.00	0.00	30,000.00	.0%
3102100 56401	EQUIP-NON CAPITAL						
	15,000.00	15,000.00	0.00	0.00	0.00	15,000.00	.0%
3102100 59990	RESERVE						
	569,915.00	561,641.00	0.00	0.00	0.00	561,641.00	.0%
TOTAL CAP EXP POLICE							
	614,915.00	606,641.00	0.00	0.00	0.00	606,641.00	.0%
TOTAL EXPENSES							
	614,915.00	606,641.00	0.00	0.00	0.00	606,641.00	
3102200 CAP EXP FIRE							
3102200 59990	RESERVE						
	662,984.00	639,695.00	0.00	0.00	0.00	639,695.00	.0%
TOTAL CAP EXP FIRE							
	662,984.00	639,695.00	0.00	0.00	0.00	639,695.00	.0%
TOTAL EXPENSES							
	662,984.00	639,695.00	0.00	0.00	0.00	639,695.00	

City of Fernandina Beach
YEAR-TO-DATE BUDGET REPORT

FOR 2026 08

3107200 CAP EXP RECREATION	ORIGINAL APPROP	REVISED BUDGET	YTD EXPENDED	MTD EXPENDED	ENCUMBRANCES	AVAILABLE BUDGET	% USED
3107200 CAP EXP RECREATION							
3107200 56100 24043 YBOR ALVAREZ SOCCER COMPLEX	85,983.00	85,983.00	0.00	0.00	54,767.50	31,215.50	63.7%
3107200 56200 20015 COLUMBARIUM	65,000.00	65,000.00	12,780.00	3,994.00	48,930.00	3,290.00	94.9%
3107200 56300 24047 MLK SOFTBALL	2,000,000.00	1,424,620.00	840.00	0.00	10,072.50	1,413,707.50	.8%
3107200 56300 24050 WATERFRONT PARK	700,000.00	1,320,115.00	759,709.56	0.00	560,405.10	0.34	100.0%
3107200 59990 RESERVE	414,400.00	1,478,629.00	0.00	0.00	0.00	1,478,629.00	.0%
TOTAL CAP EXP RECREATION	3,265,383.00	4,374,347.00	773,329.56	3,994.00	674,175.10	2,926,842.34	33.1%
TOTAL EXPENSES	3,265,383.00	4,374,347.00	773,329.56	3,994.00	674,175.10	2,926,842.34	
GRAND TOTAL	6,510,168.00	7,609,230.00	2,655,915.41	3,994.00	689,125.10	4,264,189.49	44.0%

** END OF REPORT - Generated by Ashley Butler **

City of Fernandina Beach
YEAR-TO-DATE BUDGET REPORT

FOR 2026 08

	ORIGINAL APPROP	REVISED BUDGET	YTD EXPENDED	MTD EXPENDED	ENCUMBRANCES	AVAILABLE BUDGET	% USED
310 CAPITAL EXPANSION							
310 33440 OTHER GRANT	0.00	0.00	-50,300.00	0.00	0.00	50,300.00	100.0%
310 33710 COUNTY GRANT	-50,000.00	-50,000.00	0.00	0.00	0.00	-50,000.00	.0%
310 36110 INTEREST	-147,000.00	-147,000.00	-78,901.73	-16,751.50	0.00	-68,098.27	53.7%
TOTAL CAPITAL EXPANSION	-197,000.00	-197,000.00	-129,201.73	-16,751.50	0.00	-67,798.27	65.6%
TOTAL REVENUES	-197,000.00	-197,000.00	-129,201.73	-16,751.50	0.00	-67,798.27	
3101000 CAP EXP ADMIN							
3101000 32410 IMPACT FEES ADMIN	-100,000.00	-100,000.00	-35,834.44	-3,360.28	0.00	-64,165.56	35.8%
3101000 38910 CASH BALANCE FORWARD	-1,811,109.00	-1,832,770.00	0.00	0.00	0.00	-1,832,770.00	.0%
TOTAL CAP EXP ADMIN	-1,911,109.00	-1,932,770.00	-35,834.44	-3,360.28	0.00	-1,896,935.56	1.9%
TOTAL REVENUES	-1,911,109.00	-1,932,770.00	-35,834.44	-3,360.28	0.00	-1,896,935.56	
3102100 CAP EXP POLICE							
3102100 32421 IMPACT FEES POLICE	-60,000.00	-60,000.00	-21,174.89	-1,985.62	0.00	-38,825.11	35.3%
3102100 38910 CASH BALANCE FORWARD	-538,336.00	-530,062.00	0.00	0.00	0.00	-530,062.00	.0%
TOTAL CAP EXP POLICE	-598,336.00	-590,062.00	-21,174.89	-1,985.62	0.00	-568,887.11	3.6%
TOTAL REVENUES	-598,336.00	-590,062.00	-21,174.89	-1,985.62	0.00	-568,887.11	
3102200 CAP EXP FIRE							
3102200 32422 IMPACT FEES FIRE							

City of Fernandina Beach
YEAR-TO-DATE BUDGET REPORT

FOR 2026 08

	ORIGINAL APPROP	REVISED BUDGET	YTD EXPENDED	MTD EXPENDED	ENCUMBRANCES	AVAILABLE BUDGET	% USED
3102200 CAP EXP FIRE							
	-80,000.00	-80,000.00	-29,319.08	-2,749.32	0.00	-50,680.92	36.6%
3102200 38910 CASH BALANCE FORWARD	-565,566.00	-542,277.00	0.00	0.00	0.00	-542,277.00	.0%
TOTAL CAP EXP FIRE	-645,566.00	-622,277.00	-29,319.08	-2,749.32	0.00	-592,957.92	4.7%
TOTAL REVENUES	-645,566.00	-622,277.00	-29,319.08	-2,749.32	0.00	-592,957.92	
3107200 CAP EXP RECREATION							
3107200 32470 IMPACT FEES RECREATION	-600,000.00	-600,000.00	-222,928.53	-22,070.93	0.00	-377,071.47	37.2%
3107200 38910 CASH BALANCE FORWARD	-2,558,157.00	-3,667,121.00	0.00	0.00	0.00	-3,667,121.00	.0%
TOTAL CAP EXP RECREATION	-3,158,157.00	-4,267,121.00	-222,928.53	-22,070.93	0.00	-4,044,192.47	5.2%
TOTAL REVENUES	-3,158,157.00	-4,267,121.00	-222,928.53	-22,070.93	0.00	-4,044,192.47	
GRAND TOTAL	-6,510,168.00	-7,609,230.00	-438,458.67	-46,917.65	0.00	-7,170,771.33	5.8%

** END OF REPORT - Generated by Ashley Butler **

City of Fernandina Beach
YEAR-TO-DATE BUDGET REPORT

FOR 2026 08

	ORIGINAL APPROP	REVISED BUDGET	YTD ACTUAL	MTD ACTUAL	ENCUMBRANCES	AVAILABLE BUDGET	% USED
315 OTHER CAPITAL IMPROVEMENTS							
315 36110	INTEREST						
	-10,000.00	-10,000.00	-23,174.27	-6,569.71	0.00	13,174.27	231.7%
315 38910	CASH BALANCE FORWARD						
	-2,406,855.00	-2,248,028.00	0.00	0.00	0.00	-2,248,028.00	.0%
315 59990	RESERVE						
	0.00	-158,827.00	0.00	0.00	0.00	-158,827.00	.0%
TOTAL OTHER CAPITAL IMPROVEMENTS							
	-2,416,855.00	-2,416,855.00	-23,174.27	-6,569.71	0.00	-2,393,680.73	1.0%
TOTAL REVENUES							
	-2,416,855.00	-2,258,028.00	-23,174.27	-6,569.71	0.00	-2,234,853.73	
TOTAL EXPENSES							
	0.00	-158,827.00	0.00	0.00	0.00	-158,827.00	
3151000 OTHER CAPITAL IMPROVEMENTS							
3151000 56300	IMPROVEMENTS						
	181,896.00	0.00	0.00	0.00	0.00	0.00	.0%
3151000 56300 22013	IMPROVEMENTS						
	2,234,959.00	2,234,959.00	575,019.14	12,211.85	1,525,506.69	134,433.17	94.0%
3151000 56300 26028	STORMWATER CAPITAL IMPR						
	0.00	181,896.00	76,122.53	31,546.32	0.00	105,773.47	41.8%
TOTAL OTHER CAPITAL IMPROVEMENTS							
	2,416,855.00	2,416,855.00	651,141.67	43,758.17	1,525,506.69	240,206.64	90.1%
TOTAL EXPENSES							
	2,416,855.00	2,416,855.00	651,141.67	43,758.17	1,525,506.69	240,206.64	
GRAND TOTAL							
	0.00	0.00	627,967.40	37,188.46	1,525,506.69	-2,153,474.09	100.0%

** END OF REPORT - Generated by Marileida Hernandez **

City of Fernandina Beach
YEAR-TO-DATE BUDGET REPORT

FOR 2026 08

	ORIGINAL APPROP	REVISED BUDGET	YTD ACTUAL	MTD ACTUAL	ENCUMBRANCES	AVAILABLE BUDGET	% USED
330 WASTEWATER IMPROVEMENT							
330 36110 INTEREST	-44,200.00	-44,200.00	-151,606.56	-32,801.08	0.00	107,406.56	343.0%
330 36120 UNREALIZED GAIN	0.00	0.00	1,104.30	677.20	0.00	-1,104.30	100.0%
330 38145 FROM WASTEWATER	-60,000.00	-60,000.00	-40,000.00	-5,000.00	0.00	-20,000.00	66.7%
330 38910 CASH BALANCE FORWARD	-12,413,162.00	-10,808,352.00	0.00	0.00	0.00	-10,808,352.00	.0%
330 56300 IMPROVEMENTS	100,000.00	0.00	0.00	0.00	0.00	0.00	.0%
330 56300 25017 WASTEWATER PLANT AUTOMATION	68,830.00	68,830.00	65,195.00	0.00	0.00	3,635.00	94.7%
330 56300 25018 WW DIGESTER BLOWER SYSTEM	2,000,000.00	2,000,000.00	0.00	0.00	0.00	2,000,000.00	.0%
330 56300 26038 WASTEWATER TREATMENT PLANT UPG	0.00	100,000.00	0.00	0.00	72,225.00	27,775.00	72.2%
330 59990 RESERVE	10,348,532.00	8,743,722.00	0.00	0.00	0.00	8,743,722.00	.0%
TOTAL WASTEWATER IMPROVEMENT	0.00	0.00	-125,307.26	-37,123.88	72,225.00	53,082.26	100.0%
TOTAL REVENUES	-12,517,362.00	-10,912,552.00	-190,502.26	-37,123.88	0.00	-10,722,049.74	
TOTAL EXPENSES	12,517,362.00	10,912,552.00	65,195.00	0.00	72,225.00	10,775,132.00	
GRAND TOTAL	0.00	0.00	-125,307.26	-37,123.88	72,225.00	53,082.26	100.0%

** END OF REPORT - Generated by Marileida Hernandez **

City of Fernandina Beach
YEAR-TO-DATE BUDGET REPORT

FOR 2026 08

	ORIGINAL APPROP	REVISED BUDGET	YTD ACTUAL	MTD ACTUAL	ENCUMBRANCES	AVAILABLE BUDGET	% USED
410 GOLF COURSE							
0000 UNDEFINED							
410 GOLF							
410 33120 FEMA GRANT	0.00	0.00	0.00	0.00	0.00	0.00	.0%
410 33420 FEMA STATE	0.00	0.00	0.00	0.00	0.00	0.00	.0%
410 34710 GREEN FEES	-775,000.00	-775,000.00	-679,072.20	-87,977.62	0.00	-95,927.80	87.6%
410 34711 SURCHARGE	0.00	0.00	0.00	0.00	0.00	0.00	.0%
410 34713 GOLF CARTS	-460,000.00	-460,000.00	-419,821.08	-54,537.81	0.00	-40,178.92	91.3%
410 34714 RANGE FEES	-160,000.00	-160,000.00	-128,160.02	-19,625.00	0.00	-31,839.98	80.1%
410 34715 PRO SHOP SALES	0.00	0.00	0.00	0.00	0.00	0.00	.0%
410 34716 FOOD AND BEVERAGE REVENUE	0.00	0.00	0.00	0.00	0.00	0.00	.0%
410 34717 BAY RENTALS	0.00	0.00	0.00	0.00	0.00	0.00	.0%
410 34718 FACILITY RENTAL	0.00	0.00	0.00	0.00	0.00	0.00	.0%
410 34719 GOLF INSTRUCTION	0.00	0.00	0.00	0.00	0.00	0.00	.0%
410 34733 MEMBERSHIPS	-300,000.00	-300,000.00	-301,299.00	-3,400.00	0.00	1,299.00	100.4%
410 34743 RANGE FEES	0.00	0.00	0.00	0.00	0.00	0.00	.0%
410 34745 INACTIVE - PRO SHOP SALES	0.00	0.00	0.00	0.00	0.00	0.00	.0%
410 34750 INACTIVE ACCOUNT	0.00	0.00	0.00	0.00	0.00	0.00	.0%
410 34790 TOP TRACER BAY SPONSORSHIP	0.00	0.00	0.00	0.00	0.00	0.00	.0%
410 36110 INTEREST	0.00	0.00	-4,812.70	-1,764.64	0.00	4,812.70	100.0%

City of Fernandina Beach
YEAR-TO-DATE BUDGET REPORT

FOR 2026 08

	ORIGINAL APPROP	REVISED BUDGET	YTD ACTUAL	MTD ACTUAL	ENCUMBRANCES	AVAILABLE BUDGET	% USED
410 36120	UNREALIZED GAIN						
	0.00	0.00	0.00	0.00	0.00	0.00	.0%
410 36200	DISCOUNTS						
	0.00	0.00	0.00	0.00	0.00	0.00	.0%
410 36420	INSURANCE PROCEEDS						
	0.00	0.00	0.00	0.00	0.00	0.00	.0%
410 36980	CREDIT CARD CONVENIENCE FEES						
	-45,000.00	-45,000.00	-39,727.83	-5,152.28	0.00	-5,272.17	88.3%
410 36990	OTHER REVENUE						
	0.00	0.00	-4,415.51	99.35	0.00	4,415.51	100.0%
410 36992	GAIN ON SALE OF ASSET						
	-20,000.00	-20,000.00	-13,434.17	-1,600.00	0.00	-6,565.83	67.2%
410 38101	FROM GENERAL FUND						
	-429,384.00	-429,384.00	-286,256.00	-35,782.00	0.00	-143,128.00	66.7%
410 38145	FROM WASTEWATER						
	0.00	0.00	0.00	0.00	0.00	0.00	.0%
410 38410	LOAN PROCEEDS						
	0.00	0.00	0.00	0.00	0.00	0.00	.0%
410 38411	LOAN FORGIVENESS						
	0.00	0.00	0.00	0.00	0.00	0.00	.0%
410 38910	CASH BALANCE FORWARD						
	-195,387.00	163,763.00	0.00	0.00	0.00	163,763.00	.0%
410 51200	SALARIES						
	467,559.00	467,559.00	300,493.46	54,811.37	0.00	167,065.54	64.3%
410 51210	WC REIMB						
	0.00	0.00	0.00	0.00	0.00	0.00	.0%
410 51300	SEASONAL/TEMPORARY						
	0.00	0.00	0.00	0.00	0.00	0.00	.0%
410 51350	PART-TIME						
	434,791.00	434,791.00	243,523.95	44,486.39	0.00	191,267.05	56.0%
410 51400	OVERTIME						
	15,000.00	15,000.00	5,769.52	0.00	0.00	9,230.48	38.5%
410 52100	FICA						
	70,666.00	70,666.00	43,262.47	7,586.50	0.00	27,403.53	61.2%
410 52200	RETIREMENT						
	100,743.00	100,743.00	63,495.43	11,395.26	0.00	37,247.57	63.0%
410 52300	HEALTH INSUR						
	75,449.00	75,449.00	43,981.33	6,993.56	0.00	31,467.67	58.3%
410 52301	LIFE INSUR						
	1,407.00	1,407.00	931.50	119.50	0.00	475.50	66.2%
410 52350	OPEB COSTS						
	794.00	794.00	529.32	66.17	0.00	264.68	66.7%
410 52400	WORKERS' COMP						
	10,036.00	10,036.00	4,177.32	522.17	0.00	5,858.68	41.6%

City of Fernandina Beach
YEAR-TO-DATE BUDGET REPORT

FOR 2026 08

	ORIGINAL APPROP	REVISED BUDGET	YTD ACTUAL	MTD ACTUAL	ENCUMBRANCES	AVAILABLE BUDGET	% USED
410 52500	UNEMPLOYMENT						
	0.00	0.00	0.00	0.00	0.00	0.00	.0%
410 53100	PROFESSIONAL SERVICES						
	2,500.00	2,500.00	1,631.72	0.00	0.00	868.28	65.3%
410 53200	AUDITING						
	3,221.00	3,221.00	2,147.32	268.42	0.00	1,073.68	66.7%
410 53400	CONTRACTUAL						
	23,224.00	23,224.00	13,421.18	2,014.33	0.00	9,802.82	57.8%
410 54000	TRAINING/TRAVEL						
	1,850.00	1,850.00	1,059.83	0.00	0.00	790.17	57.3%
410 54100	COMM - PHONE/FAX/ALARM						
	2,388.00	2,388.00	1,522.45	0.00	0.00	865.55	63.8%
410 54101	COMMUNICATIONS-CELLULAR						
	480.00	480.00	299.57	37.44	0.00	180.43	62.4%
410 54103	COMMUNICATIONS-INTERNET						
	3,520.00	3,520.00	1,923.30	261.64	0.00	1,596.70	54.6%
410 54200	POSTAGE						
	100.00	100.00	0.00	0.00	0.00	100.00	.0%
410 54300	UTILITIES ELECTRIC						
	72,000.00	72,000.00	40,949.14	5,959.58	0.00	31,050.86	56.9%
410 54310	UTILITIES-WATER & WASTEWATER						
	8,100.00	8,100.00	5,228.44	598.39	0.00	2,871.56	64.5%
410 54320	UTILITIES-PROPANE/OTHER						
	0.00	0.00	0.00	0.00	0.00	0.00	.0%
410 54400	RENTALS/LEASES						
	9,400.00	9,400.00	0.00	0.00	0.00	9,400.00	.0%
410 54500	INSURANCE						
	46,280.00	46,280.00	23,008.68	2,876.08	0.00	23,271.32	49.7%
410 54610	R/M BLDG & GROUNDS						
	37,800.00	37,800.00	26,371.78	0.00	0.00	11,428.22	69.8%
410 54611	R/M FACILITIES						
	20,050.00	20,050.00	11,812.64	438.30	0.00	8,237.36	58.9%
410 54620	R/M EQUIPMENT						
	42,000.00	42,000.00	29,391.62	3,843.58	0.00	12,608.38	70.0%
410 54630	R/M VEHICLES-LABOR						
	1,000.00	1,120.00	1,118.75	0.00	0.00	1.25	99.9%
410 54640	R/M VEHICLES-PARTS						
	750.00	750.00	162.36	0.00	0.00	587.64	21.6%
410 54700	PRINTING						
	0.00	0.00	0.00	0.00	0.00	0.00	.0%
410 54800	PROMOTIONAL						
	18,549.00	18,549.00	11,392.00	942.00	0.00	7,157.00	61.4%
410 54900	MISC EXPENSE						
	0.00	0.00	0.00	0.00	0.00	0.00	.0%

City of Fernandina Beach
YEAR-TO-DATE BUDGET REPORT

FOR 2026 08

	ORIGINAL APPROP	REVISED BUDGET	YTD ACTUAL	MTD ACTUAL	ENCUMBRANCES	AVAILABLE BUDGET	% USED
410 55100	OFFICE SUPPLIES						
	1,000.00	1,000.00	930.68	73.12	0.00	69.32	93.1%
410 55200	OPERATING SUPPLIES						
	140,315.00	140,195.00	56,562.01	10,203.76	0.00	83,632.99	40.3%
410 55201	CREDIT CARD FEES						
	54,000.00	54,000.00	45,479.47	5,971.02	0.00	8,520.53	84.2%
410 55210	UNIFORMS						
	2,500.00	2,500.00	2,395.41	0.00	0.00	104.59	95.8%
410 55220	JANITORIAL SUPPLIES						
	4,400.00	4,400.00	1,394.93	0.00	0.00	3,005.07	31.7%
410 55230	GAS/OIL						
	21,000.00	21,000.00	15,510.56	3,571.37	0.00	5,489.44	73.9%
410 55240	CHEMICALS						
	180,000.00	180,000.00	55,535.57	3,209.30	0.00	124,464.43	30.9%
410 55400	BOOKS/SUBS/DUES						
	2,545.00	2,545.00	1,370.00	590.00	0.00	1,175.00	53.8%
410 55545	PRO SHOP COST OF SALES						
	0.00	0.00	0.00	0.00	0.00	0.00	.0%
410 55550	F&B COST OF SALES						
	0.00	0.00	-83.87	0.00	0.00	83.87	100.0%
410 55555	F&B PERSONNEL COSTS						
	0.00	0.00	0.00	0.00	0.00	0.00	.0%
410 56200	BUILDING						
	0.00	0.00	0.00	0.00	0.00	0.00	.0%
410 56300	IMPROVEMENTS						
	0.00	0.00	0.00	0.00	0.00	0.00	.0%
410 56300 23003	IMPROVEMENTS						
	0.00	0.00	0.00	0.00	0.00	0.00	.0%
410 56300 23004	IMPROVEMENTS						
	0.00	0.00	0.00	0.00	0.00	0.00	.0%
410 56300 23053	IMPROVEMENTS						
	0.00	0.00	0.00	0.00	0.00	0.00	.0%
410 56300 23054	IMPROVEMENTS						
	0.00	0.00	0.00	0.00	0.00	0.00	.0%
410 56300 24023	GOLF COURSE IRRIGATION						
	0.00	0.00	0.00	0.00	0.00	0.00	.0%
410 56300 26024	GOLF CLUBHOUSE BAR RENOVATION						
	50,000.00	50,000.00	49,998.93	0.00	0.00	1.07	100.0%
410 56400	MACH/EQUIP						
	5,000.00	5,000.00	4,188.00	0.00	0.00	812.00	83.8%
410 56400 25401	GOLF TORO 3050 MOWER (RE#801)						
	0.00	0.00	0.00	0.00	0.00	0.00	.0%
410 56400 25402	GOLF TORO 3050 MOWER (RE#802)						
	0.00	0.00	0.00	0.00	0.00	0.00	.0%

City of Fernandina Beach
YEAR-TO-DATE BUDGET REPORT

FOR 2026 08

	ORIGINAL APPROP	REVISED BUDGET	YTD ACTUAL	MTD ACTUAL	ENCUMBRANCES	AVAILABLE BUDGET	% USED
410 56400 25403	GOLF TORO BUNK RAKE (RE#803)						
	0.00	0.00	0.00	0.00	0.00	0.00	.0%
410 56400 25404	GOLF SALSCO ROLLER (RE#819)						
	0.00	0.00	0.00	0.00	0.00	0.00	.0%
410 56400 25405	GOLF FAIRWAY MOWER						
	0.00	0.00	0.00	0.00	0.00	0.00	.0%
410 56400 25406	GOLF FAIRWAY MOWER						
	0.00	0.00	0.00	0.00	0.00	0.00	.0%
410 56400 25432	GOLF DRIVING RANGE NETTING						
	0.00	0.00	0.00	0.00	0.00	0.00	.0%
410 56400 26413	TRI DECK MOWER RE#823						
	18,000.00	18,139.00	18,138.53	0.00	0.00	0.47	100.0%
410 56400 26414	DAKOTA SPREADER RE#809						
	24,000.00	24,000.00	22,810.00	0.00	0.00	1,190.00	95.0%
410 56400 26415	CUSHMAN HAULER UTLTY CART-872						
	12,000.00	12,000.00	11,495.00	0.00	0.00	505.00	95.8%
410 56400 26416	BUFFALO BLOWER RE826						
	12,000.00	12,000.00	10,880.00	0.00	0.00	1,120.00	90.7%
410 56400 26417	GRASSHOPPER MOWER RE#829						
	28,000.00	28,000.00	26,542.25	0.00	0.00	1,457.75	94.8%
410 56400 26418	JOHN DEER GATOR RE#805						
	38,000.00	38,000.00	36,685.28	0.00	0.00	1,314.72	96.5%
410 56400 26419	CLUBCAR CUSHMAN						
	12,000.00	11,861.00	11,495.00	0.00	0.00	366.00	96.9%
410 56400 26420	IRRIGATION SYSTEM UPGRADE						
	105,000.00	105,000.00	86,235.60	86,235.60	11,125.73	7,638.67	92.7%
410 56400 26421	RANGE BALL DISPENSER						
	16,000.00	16,000.00	10,630.00	0.00	0.00	5,370.00	66.4%
410 56401	EQUIP-NON CAPITAL						
	0.00	0.00	0.00	0.00	0.00	0.00	.0%
410 57100	PRINCIPAL						
	144,000.00	144,000.00	71,000.00	0.00	0.00	73,000.00	49.3%
410 57200	INTEREST						
	19,408.00	19,408.00	10,571.79	0.00	0.00	8,836.21	54.5%
410 57300	FINANCING COSTS						
	0.00	0.00	0.00	0.00	0.00	0.00	.0%
410 59100	TRANSFER TO GENERAL FUND						
	0.00	0.00	0.00	0.00	0.00	0.00	.0%
410 59900	CONTINGENCY						
	0.00	0.00	0.00	0.00	0.00	0.00	.0%
410 59990	RESERVE						
	0.00	-359,150.00	0.00	0.00	0.00	-359,150.00	.0%

7260 GOLF COURSE

4107260 GOLF TOPTRACER

City of Fernandina Beach
YEAR-TO-DATE BUDGET REPORT

FOR 2026 08

	ORIGINAL APPROP	REVISED BUDGET	YTD ACTUAL	MTD ACTUAL	ENCUMBRANCES	AVAILABLE BUDGET	% USED
4107260 34714	RANGE FEES						
	0.00	0.00	0.00	0.00	0.00	0.00	.0%
4107260 34716	TT FOOD & BEVERAGE						
	0.00	0.00	0.00	0.00	0.00	0.00	.0%
4107260 34717	BAY RENTALS						
	0.00	0.00	0.00	0.00	0.00	0.00	.0%
4107260 34718	FACILITY RENTAL						
	0.00	0.00	0.00	0.00	0.00	0.00	.0%
4107260 34719	GOLF INSTRUCTION						
	0.00	0.00	0.00	0.00	0.00	0.00	.0%
4107260 34790	TOPTRACER BAY SPONSORSHIP						
	-1,250.00	-1,250.00	-1,000.00	-125.00	0.00	-250.00	80.0%
4107260 51200	SALARIES						
	0.00	0.00	0.00	0.00	0.00	0.00	.0%
4107260 51210	WC REIMB						
	0.00	0.00	0.00	0.00	0.00	0.00	.0%
4107260 51300	SEASONAL/TEMPORARY						
	0.00	0.00	0.00	0.00	0.00	0.00	.0%
4107260 51350	PART TIME SALARIES						
	0.00	0.00	0.00	0.00	0.00	0.00	.0%
4107260 51400	OVERTIME						
	0.00	0.00	0.00	0.00	0.00	0.00	.0%
4107260 52100	FICA						
	0.00	0.00	0.00	0.00	0.00	0.00	.0%
4107260 52200	RETIREMENT						
	0.00	0.00	0.00	0.00	0.00	0.00	.0%
4107260 52300	HEALTH INSUR						
	0.00	0.00	0.00	0.00	0.00	0.00	.0%
4107260 52301	LIFE INSUR						
	0.00	0.00	0.00	0.00	0.00	0.00	.0%
4107260 52350	OPEB COSTS						
	0.00	0.00	0.00	0.00	0.00	0.00	.0%
4107260 52400	WORKERS' COMP						
	0.00	0.00	0.00	0.00	0.00	0.00	.0%
4107260 54103	COMMUNICATIONS-INTERNET						
	0.00	0.00	0.00	0.00	0.00	0.00	.0%
4107260 54300	UTILITIES ELECTRIC						
	0.00	0.00	0.00	0.00	0.00	0.00	.0%
4107260 54310	UTILITIES-WATER & WASTEWATER						
	0.00	0.00	0.00	0.00	0.00	0.00	.0%
4107260 54320	UTILITIES-PROPANE/OTHER						
	0.00	0.00	0.00	0.00	0.00	0.00	.0%
4107260 54400	RENTALS/LEASES						
	10,000.00	10,000.00	8,000.00	0.00	0.00	2,000.00	80.0%

City of Fernandina Beach
YEAR-TO-DATE BUDGET REPORT

FOR 2026 08

	ORIGINAL APPROP	REVISED BUDGET	YTD ACTUAL	MTD ACTUAL	ENCUMBRANCES	AVAILABLE BUDGET	% USED
4107260 54500	INSURANCE						
	0.00	0.00	0.00	0.00	0.00	0.00	.0%
4107260 54610	R/M BLDG & GROUNDS						
	0.00	0.00	0.00	0.00	0.00	0.00	.0%
4107260 54611	R/M FACILITIES						
	0.00	0.00	0.00	0.00	0.00	0.00	.0%
4107260 54620	R/M EQUIPMENT						
	0.00	0.00	0.00	0.00	0.00	0.00	.0%
4107260 54800	PROMOTIONAL						
	0.00	0.00	0.00	0.00	0.00	0.00	.0%
4107260 55200	OPERATING SUPPLIES						
	0.00	0.00	0.00	0.00	0.00	0.00	.0%
4107260 55210	UNIFORMS						
	0.00	0.00	0.00	0.00	0.00	0.00	.0%
4107260 55550	F&B COST OF SALES						
	0.00	0.00	0.00	0.00	0.00	0.00	.0%
4107260 56200	BUILDING						
	0.00	0.00	0.00	0.00	0.00	0.00	.0%
4107260 56300	IMPROVEMENTS						
	0.00	0.00	0.00	0.00	0.00	0.00	.0%
4107260 56400	EQUIPMENT						
	0.00	0.00	0.00	0.00	0.00	0.00	.0%
4107260 56401	NON CAP EQUIP						
	0.00	0.00	0.00	0.00	0.00	0.00	.0%
7261 GOLF PRO SHOP							
4107261 GOLF PRO SHOP							
4107261 34715	PRO SHOP SALES						
	-147,000.00	-147,000.00	-112,791.28	-15,017.83	0.00	-34,208.72	76.7%
4107261 34719	GOLF INSTRUCTION						
	-33,000.00	-33,000.00	-21,265.00	-2,475.00	0.00	-11,735.00	64.4%
4107261 51200	SALARIES						
	0.00	0.00	0.00	0.00	0.00	0.00	.0%
4107261 51210	WC REIMB						
	0.00	0.00	0.00	0.00	0.00	0.00	.0%
4107261 51300	SEASONAL/TEMPORARY						
	0.00	0.00	0.00	0.00	0.00	0.00	.0%
4107261 51350	PART TIME SALARIES						
	93,181.00	93,181.00	55,499.33	10,126.47	0.00	37,681.67	59.6%

City of Fernandina Beach
YEAR-TO-DATE BUDGET REPORT

FOR 2026 08

	ORIGINAL APPROP	REVISED BUDGET	YTD ACTUAL	MTD ACTUAL	ENCUMBRANCES	AVAILABLE BUDGET	% USED
4107261 51400	OVERTIME						
	3,500.00	3,500.00	1,988.12	0.00	0.00	1,511.88	56.8%
4107261 52100	FICA						
	7,397.00	7,397.00	4,397.82	774.69	0.00	2,999.18	59.5%
4107261 52200	RETIREMENT						
	0.00	0.00	0.00	0.00	0.00	0.00	.0%
4107261 52300	HEALTH INSUR						
	0.00	0.00	0.00	0.00	0.00	0.00	.0%
4107261 52301	LIFE INSUR						
	0.00	0.00	0.00	0.00	0.00	0.00	.0%
4107261 52400	WORKERS' COMP						
	1,842.00	1,842.00	416.68	52.08	0.00	1,425.32	22.6%
4107261 54970	PROGRAM COSTS						
	26,400.00	26,400.00	17,012.00	1,800.00	0.00	9,388.00	64.4%
4107261 55100	OFFICE SUPPLIES						
	0.00	0.00	0.00	0.00	0.00	0.00	.0%
4107261 55200	OPERATING SUPPLIES						
	0.00	0.00	0.00	0.00	0.00	0.00	.0%
4107261 55210	UNIFORMS						
	350.00	350.00	300.00	0.00	0.00	50.00	85.7%
4107261 55545	PRO SHOP COST OF SALES						
	75,000.00	75,000.00	61,007.77	7,437.20	0.00	13,992.23	81.3%
7262 GOLF FOOD & BEVERAGE							
4107262 GOLF FOOD & BEVERAGE							
4107262 34716	FOOD AND BEVERAGE						
	-499,550.00	-499,550.00	-365,240.60	-49,014.59	0.00	-134,309.40	73.1%
4107262 34718	FACILITY RENTAL						
	-22,000.00	-22,000.00	-17,990.91	-2,470.00	0.00	-4,009.09	81.8%
4107262 51200	SALARIES						
	144,889.00	144,889.00	49,123.08	8,075.79	0.00	95,765.92	33.9%
4107262 51210	WC REIMB						
	0.00	0.00	0.00	0.00	0.00	0.00	.0%
4107262 51300	SEASONAL/TEMPORARY						
	0.00	0.00	0.00	0.00	0.00	0.00	.0%
4107262 51350	PART TIME SALARIES						
	91,290.00	91,290.00	73,796.86	14,348.72	0.00	17,493.14	80.8%
4107262 51400	OVERTIME						
	3,500.00	3,500.00	1,946.89	0.00	0.00	1,553.11	55.6%

City of Fernandina Beach
YEAR-TO-DATE BUDGET REPORT

FOR 2026 08

	ORIGINAL APPROP	REVISED BUDGET	YTD ACTUAL	MTD ACTUAL	ENCUMBRANCES	AVAILABLE BUDGET	% USED
4107262 52100	FICA						
	17,788.00	17,788.00	14,304.02	2,662.83	0.00	3,483.98	80.4%
4107262 52200	RETIREMENT						
	29,283.00	29,283.00	12,770.32	2,202.04	0.00	16,512.68	43.6%
4107262 52300	HEALTH INSUR						
	30,679.00	30,679.00	10,900.24	1,474.08	0.00	19,778.76	35.5%
4107262 52301	LIFE INSUR						
	407.00	407.00	139.25	17.50	0.00	267.75	34.2%
4107262 52400	WORKERS' COMP						
	3,314.00	3,314.00	1,370.68	171.33	0.00	1,943.32	41.4%
4107262 53400	CONTRACTUAL						
	0.00	0.00	0.00	0.00	0.00	0.00	.0%
4107262 54000	TRAINING/TRAVEL						
	0.00	0.00	0.00	0.00	0.00	0.00	.0%
4107262 54400	RENTALS/LEASES						
	3,576.00	3,576.00	2,538.42	304.70	0.00	1,037.58	71.0%
4107262 54620	R/M EQUIPMENT						
	0.00	450.00	449.99	0.00	0.00	0.01	100.0%
4107262 55100	OFFICE SUPPLIES						
	0.00	0.00	0.00	0.00	0.00	0.00	.0%
4107262 55200	OPERATING SUPPLIES						
	19,000.00	18,550.00	12,489.90	2,623.09	0.00	6,060.10	67.3%
4107262 55210	UNIFORMS						
	350.00	350.00	300.00	0.00	0.00	50.00	85.7%
4107262 55550	F&B COST OF SALES						
	160,000.00	160,000.00	100,045.02	14,248.58	0.00	59,954.98	62.5%
4107262 56400	EQUIPMENT						
	7,000.00	7,000.00	0.00	0.00	0.00	7,000.00	.0%
4107262 56401	NON CAP EQUIP						
	0.00	0.00	0.00	0.00	0.00	0.00	.0%
TOTAL GOLF COURSE							
	0.00	0.00	-539,119.69	40,551.53	11,125.73	527,993.96	100.0%
	TOTAL REVENUES						
	-3,087,571.00	-2,728,421.00	-2,395,286.30	-278,842.42	0.00	-333,134.70	
	TOTAL EXPENSES						
	3,087,571.00	2,728,421.00	1,856,166.61	319,393.95	11,125.73	861,128.66	
	GRAND TOTAL						
	0.00	0.00	-539,119.69	40,551.53	11,125.73	527,993.96	100.0%

** END OF REPORT - Generated by Ashley Butler **

City of Fernandina Beach
YEAR-TO-DATE BUDGET REPORT

FOR 2026 08

		ORIGINAL APPROP	REVISED BUDGET	YTD ACTUAL	MTD ACTUAL	ENCUMBRANCES	AVAILABLE BUDGET	% USED
420 AIRPORT								
420 33220	FAA GRANT	-1,225,500.00	-1,225,500.00	-673,684.79	-193,300.00	0.00	-551,815.21	55.0%
420 33323	FDOT GRANT	-2,242,164.00	-2,242,164.00	-146,816.75	-38,139.99	0.00	-2,095,347.25	6.5%
420 34704	RENTALS NON-TAXABLE	-1,500.00	-1,500.00	-480.00	-440.00	0.00	-1,020.00	32.0%
420 34720	RENTALS	-3,250.00	-3,250.00	-3,583.93	-250.00	0.00	333.93	110.3%
420 34970	FUEL FLOW FEES	-37,600.00	-37,600.00	-28,116.64	-5,645.44	0.00	-9,483.36	74.8%
420 34971	LEASE PAYMENTS-LAND LEASE	-122,601.00	-122,601.00	-163,726.50	-20,305.68	0.00	41,125.50	133.5%
420 34972	BUILDING LEASE	-800.00	-800.00	-4,224.72	-528.09	0.00	3,424.72	528.1%
420 34973	LAND LEASE- AMELIA RIVER	-215,197.00	-215,197.00	-170,771.33	-22,651.30	0.00	-44,425.67	79.4%
420 34974	LAND LEASE PAYMENTS-NON TAXABL	-78,621.00	-78,621.00	-53,549.70	-6,705.32	0.00	-25,071.30	68.1%
420 34975	RENT/LEASE PAYMENTS	-406,196.00	-406,196.00	-285,986.36	-35,644.73	0.00	-120,209.64	70.4%
420 34976	8 FLAGS RENT (TAXABLE)	-131,877.00	-131,877.00	0.00	0.00	0.00	-131,877.00	.0%
420 34977	FUEL FARM RENT	-2,000.00	-2,000.00	-2,981.76	-372.72	0.00	981.76	149.1%
420 34978	8 FLAGS RENT NON-TAXABLE	-5,000.00	-5,000.00	-6,023.17	-356.07	0.00	1,023.17	120.5%
420 34979	TRANSIENT REVENUE	-10,000.00	-10,000.00	-8,545.23	0.00	0.00	-1,454.77	85.5%
420 36110	INTEREST	0.00	0.00	-27,407.39	-9,739.91	0.00	27,407.39	100.0%
420 36990	OTHER REVENUE	-22,500.00	-22,500.00	-54,237.01	100.00	0.00	31,737.01	241.1%
420 36991	AIRCRAFT PARKING REVENUE	-2,250.00	-2,250.00	-654.37	0.00	0.00	-1,595.63	29.1%
420 36992	GAIN ON SALE OF ASSET	-1,922,000.00	-1,922,000.00	-50,000.00	0.00	0.00	-1,872,000.00	2.6%
420 36995	LATE FEES	0.00	0.00	-968.68	-222.18	0.00	968.68	100.0%
420 38101	FROM GENERAL FUND	-296,438.00	-296,438.00	-197,625.32	-24,703.17	0.00	-98,812.68	66.7%

City of Fernandina Beach
YEAR-TO-DATE BUDGET REPORT

FOR 2026 08

		ORIGINAL APPROP	REVISED BUDGET	YTD ACTUAL	MTD ACTUAL	ENCUMBRANCES	AVAILABLE BUDGET	% USED
420 38910	CASH BALANCE FORWARD	-2,544,999.00	-2,620,888.00	0.00	0.00	0.00	-2,620,888.00	.0%
420 51200	SALARIES	79,777.00	79,777.00	52,936.97	8,702.79	0.00	26,840.03	66.4%
420 51350	PART-TIME	31,150.00	31,150.00	13,996.80	2,416.76	0.00	17,153.20	44.9%
420 52100	FICA	8,493.00	8,493.00	5,118.59	851.19	0.00	3,374.41	60.3%
420 52200	RETIREMENT	15,681.00	15,681.00	10,225.66	1,809.30	0.00	5,455.34	65.2%
420 52300	HEALTH INSUR	12,129.00	12,129.00	7,404.76	983.48	0.00	4,724.24	61.1%
420 52301	LIFE INSUR	217.00	217.00	151.00	19.00	0.00	66.00	69.6%
420 52350	OPEB COSTS	1,756.00	1,756.00	1,170.68	146.33	0.00	585.32	66.7%
420 52400	WORKERS' COMP	1,576.00	1,576.00	623.32	77.92	0.00	952.68	39.6%
420 53100	PROFESSIONAL SERVICES	10,000.00	16,000.00	11,769.00	5,969.00	0.00	4,231.00	73.6%
420 53100 25070	PROFESSIONAL SERVICES	175,000.00	175,000.00	66,365.00	0.00	108,847.11	-212.11	100.1%
420 53100 25071	PROFESSIONAL SERVICES	750,000.00	750,000.00	259,697.16	51,000.00	490,302.84	0.00	100.0%
420 53200	AUDITING	738.00	738.00	492.00	61.50	0.00	246.00	66.7%
420 53400	CONTRACTUAL	230,718.00	224,718.00	130,985.80	16,685.25	0.00	93,732.20	58.3%
420 54000	TRAINING/TRAVEL	3,800.00	3,800.00	865.00	0.00	0.00	2,935.00	22.8%
420 54100	COMM - PHONE/FAX/ALARM	3,126.00	3,126.00	1,251.05	0.00	0.00	1,874.95	40.0%
420 54101	COMMUNICATIONS-CELLULAR	630.00	630.00	222.95	27.49	0.00	407.05	35.4%
420 54103	COMMUNICATIONS-INTERNET	6,726.00	6,726.00	4,534.68	586.09	0.00	2,191.32	67.4%
420 54200	POSTAGE	100.00	100.00	22.93	0.00	0.00	77.07	22.9%
420 54300	UTILITIES ELECTRIC	28,500.00	28,500.00	25,523.30	3,285.88	0.00	2,976.70	89.6%
420 54310	UTILITIES-WATER & WASTEWATER	12,200.00	12,200.00	5,275.28	0.00	0.00	6,924.72	43.2%
420 54500	INSURANCE	31,822.00	31,822.00	7,284.68	910.58	0.00	24,537.32	22.9%

City of Fernandina Beach
YEAR-TO-DATE BUDGET REPORT

FOR 2026 08

	ORIGINAL APPROP	REVISED BUDGET	YTD ACTUAL	MTD ACTUAL	ENCUMBRANCES	AVAILABLE BUDGET	% USED
420 54610	R/M BLDG & GROUNDS						
	125,000.00	124,995.00	72,307.16	1,342.23	1,884.09	50,803.75	59.4%
420 54611	R/M FACILITIES						
	19,500.00	19,500.00	2,111.69	207.26	0.00	17,388.31	10.8%
420 54620	R/M EQUIPMENT						
	3,000.00	3,000.00	771.85	0.00	0.00	2,228.15	25.7%
420 54630	R/M VEHICLES-LABOR						
	5,000.00	5,000.00	3,956.25	37.50	0.00	1,043.75	79.1%
420 54640	R/M VEHICLES-PARTS						
	6,500.00	6,500.00	3,589.23	22.01	0.00	2,910.77	55.2%
420 54700	PRINTING						
	650.00	650.00	0.00	0.00	0.00	650.00	.0%
420 54800	PROMOTIONAL						
	750.00	750.00	0.00	0.00	0.00	750.00	.0%
420 54910	BILLING COSTS						
	10,000.00	10,000.00	6,666.68	833.33	0.00	3,333.32	66.7%
420 55100	OFFICE SUPPLIES						
	2,300.00	2,300.00	651.31	68.97	0.00	1,648.69	28.3%
420 55200	OPERATING SUPPLIES						
	265.00	265.00	95.34	0.24	0.00	169.66	36.0%
420 55210	UNIFORMS						
	300.00	300.00	0.00	0.00	0.00	300.00	.0%
420 55230	GAS/OIL						
	12,000.00	12,000.00	5,757.14	235.36	0.00	6,242.86	48.0%
420 55400	BOOKS/SUBS/DUES						
	600.00	600.00	412.50	0.00	0.00	187.50	68.8%
420 56200 19051	BUILDING						
	0.00	49,530.00	47,121.90	47,121.90	2,398.63	9.47	100.0%
420 56300 23002	HANGARS NORTH-DESIGN AND CONST						
	1,800,000.00	1,800,000.00	73,183.29	21,375.00	143,426.71	1,583,390.00	12.0%
420 56300 24053	TAXIWAY D - DESIGN AND CONSTRU						
	1,000,000.00	1,000,000.00	0.00	0.00	0.00	1,000,000.00	.0%
420 56300 25024	MAINTENANCE EQUIPMENT BARN						
	50,000.00	50,000.00	45,545.30	0.00	0.00	4,454.70	91.1%
420 56300 25025	FLIGHT PLANNING BUILDING RENO						
	40,000.00	40,000.00	0.00	0.00	0.00	40,000.00	.0%
420 56300 25027	AIRPORT TAXILANE & ROADWAY DES						
	724,831.00	724,836.00	589,768.78	18,282.10	135,062.45	4.77	100.0%
420 56300 25028	AIRPORT RUNWAY 13/31 REHAB DES						
	175,000.00	175,000.00	0.00	0.00	0.00	175,000.00	.0%
420 56300 25066	AIRPORT DRAINAGE IMPROVEMENTS						
	500,000.00	500,000.00	17,200.00	3,200.00	72,350.00	410,450.00	17.9%
420 56300 26005	AIRPORT HANGER B ROOF REPLACEM						
	95,000.00	95,000.00	0.00	0.00	22,973.33	72,026.67	24.2%

City of Fernandina Beach
YEAR-TO-DATE BUDGET REPORT

FOR 2026 08

	ORIGINAL APPROP	REVISED BUDGET	YTD ACTUAL	MTD ACTUAL	ENCUMBRANCES	AVAILABLE BUDGET	% USED
420 56400 25431	AIRPORT FUEL FARM GENERATOR						
	120,000.00	120,000.00	70,204.11	0.00	0.00	49,795.89	58.5%
420 56400 26422	AIRPORT VEHICLE RE #1700						
	50,000.00	50,000.00	44,574.06	0.00	0.00	5,425.94	89.1%
420 56400 26423	AIRPORT ARFF TRUCK						
	530,000.00	530,000.00	0.00	0.00	0.00	530,000.00	.0%
420 57100	PRINCIPAL						
	313,776.00	313,776.00	0.00	0.00	0.00	313,776.00	.0%
420 57200	INTEREST						
	97,499.00	97,499.00	48,452.59	0.00	0.00	49,046.41	49.7%
420 59990	RESERVE						
	2,184,383.00	2,210,742.00	0.00	0.00	0.00	2,210,742.00	.0%
TOTAL AIRPORT							
	0.00	0.00	-241,097.86	-172,646.14	977,245.16	-736,147.30	100.0%
	TOTAL REVENUES						
	-9,270,493.00	-9,346,382.00	-1,879,383.65	-358,904.60	0.00	-7,466,998.35	
	TOTAL EXPENSES						
	9,270,493.00	9,346,382.00	1,638,285.79	186,258.46	977,245.16	6,730,851.05	
	GRAND TOTAL						
	0.00	0.00	-241,097.86	-172,646.14	977,245.16	-736,147.30	100.0%

** END OF REPORT - Generated by Marileida Hernandez **

City of Fernandina Beach
YEAR-TO-DATE BUDGET REPORT

FOR 2026 08

		ORIGINAL APPROP	REVISED BUDGET	YTD ACTUAL	MTD ACTUAL	ENCUMBRANCES	AVAILABLE BUDGET	% USED
440 SANITATION								
440 34340	GARBAGE FEES	-2,303,215.00	-2,303,215.00	-1,612,664.50	-205,178.57	0.00	-690,550.50	70.0%
440 34341	GARBAGE FEES - CITY OF FB	-525,475.00	-525,475.00	-339,623.39	-42,522.79	0.00	-185,851.61	64.6%
440 36110	INTEREST	0.00	0.00	-4,947.23	-881.74	0.00	4,947.23	100.0%
440 36990	OTHER REVENUE	-119,500.00	-119,500.00	-72,428.38	-2,053.18	0.00	-47,071.62	60.6%
440 36992	GAIN ON SALE OF ASSET	-5,000.00	-5,000.00	-51,979.70	0.00	0.00	46,979.70	1039.6%
440 38910	CASH BALANCE FORWARD	-299,406.00	-544,422.00	0.00	0.00	0.00	-544,422.00	.0%
440 51200	SALARIES	105,536.00	105,536.00	61,028.40	11,438.26	0.00	44,507.60	57.8%
440 51400	OVERTIME	20,000.00	29,000.00	25,891.21	2,461.52	0.00	3,108.79	89.3%
440 52100	FICA	9,625.00	9,625.00	6,602.90	1,055.38	0.00	3,022.10	68.6%
440 52200	RETIREMENT	26,367.00	26,367.00	17,512.45	2,889.78	0.00	8,854.55	66.4%
440 52300	HEALTH INSUR	25,447.00	25,447.00	16,363.78	2,021.56	0.00	9,083.22	64.3%
440 52301	LIFE INSUR	308.00	308.00	219.86	25.00	0.00	88.14	71.4%
440 52400	WORKERS' COMP	5,552.00	5,552.00	2,081.32	260.17	0.00	3,470.68	37.5%
440 53200	AUDITING	1,208.00	1,208.00	805.32	100.67	0.00	402.68	66.7%
440 53400	CONTRACTUAL	282,946.00	282,946.00	134,712.16	10,868.93	93,180.50	55,053.34	80.5%
440 53440	SANITATION SERVICES EXPENSE	2,117,168.00	2,117,168.00	1,281,051.20	186,837.04	0.00	836,116.80	60.5%
440 54000	TRAINING/TRAVEL	1,100.00	1,100.00	0.00	0.00	0.00	1,100.00	.0%
440 54400	RENTALS/LEASES	10,000.00	10,000.00	0.00	0.00	0.00	10,000.00	.0%
440 54440	LAND RENT	35,500.00	35,500.00	23,179.28	2,897.41	0.00	12,320.72	65.3%
440 54500	INSURANCE	52,200.00	52,200.00	26,625.32	3,328.17	0.00	25,574.68	51.0%

City of Fernandina Beach
YEAR-TO-DATE BUDGET REPORT

FOR 2026 08

	ORIGINAL APPROP	REVISED BUDGET	YTD ACTUAL	MTD ACTUAL	ENCUMBRANCES	AVAILABLE BUDGET	% USED
440 54610	R/M BLDG & GROUNDS						
	2,500.00	2,500.00	0.00	0.00	0.00	2,500.00	.0%
440 54620	R/M EQUIPMENT						
	3,000.00	3,000.00	0.00	0.00	0.00	3,000.00	.0%
440 54630	R/M VEHICLES-LABOR						
	11,000.00	11,000.00	9,856.25	1,537.50	0.00	1,143.75	89.6%
440 54640	R/M VEHICLES-PARTS						
	30,000.00	30,000.00	24,201.66	3,278.88	274.53	5,523.81	81.6%
440 54910	BILLING COSTS						
	92,000.00	92,000.00	61,333.32	7,666.67	0.00	30,666.68	66.7%
440 55100	OFFICE SUPPLIES						
	150.00	150.00	0.00	0.00	0.00	150.00	.0%
440 55200	OPERATING SUPPLIES						
	4,500.00	4,500.00	4,124.05	2,877.80	0.00	375.95	91.6%
440 55210	UNIFORMS						
	1,100.00	1,100.00	630.86	0.00	0.00	469.14	57.4%
440 55230	GAS/OIL						
	30,000.00	30,000.00	23,693.50	3,524.43	0.00	6,306.50	79.0%
440 55644	NON PROFIT KNB						
	5,000.00	5,000.00	1,477.00	0.00	0.00	3,523.00	29.5%
440 56400	MACH/EQUIP						
	0.00	18,336.00	18,336.00	0.00	0.00	0.00	100.0%
440 56400 26424	SANITATION GRAPPLE TRUCK						
	250,000.00	241,000.00	199,900.00	0.00	0.00	41,100.00	82.9%
440 56401	NON CAP EQUIP						
	20,000.00	1,664.00	0.00	0.00	0.00	1,664.00	.0%
440 59100	TRANSFER TO GENERAL FUND						
	40,000.00	40,000.00	26,666.68	3,333.33	0.00	13,333.32	66.7%
440 59990	RESERVE						
	70,389.00	315,405.00	0.00	0.00	0.00	315,405.00	.0%
TOTAL SANITATION							
	0.00	0.00	-115,350.68	-4,233.78	93,455.03	21,895.65	100.0%
	TOTAL REVENUES						
	-3,252,596.00	-3,497,612.00	-2,081,643.20	-250,636.28	0.00	-1,415,968.80	
	TOTAL EXPENSES						
	3,252,596.00	3,497,612.00	1,966,292.52	246,402.50	93,455.03	1,437,864.45	
	GRAND TOTAL						
	0.00	0.00	-115,350.68	-4,233.78	93,455.03	21,895.65	100.0%

** END OF REPORT - Generated by Marileida Hernandez **

City of Fernandina Beach
YEAR-TO-DATE BUDGET REPORT

FOR 2026 08

		ORIGINAL APPROP	REVISED BUDGET	YTD ACTUAL	MTD ACTUAL	ENCUMBRANCES	AVAILABLE BUDGET	% USED
450 WASTEWATER								
450 34345	WASTEWATER CHARGES	-6,814,355.00	-6,814,355.00	-4,878,545.38	-613,828.02	0.00	-1,935,809.62	71.6%
450 34530	SEPTIC DUMPING	-80,000.00	-80,000.00	-57,035.40	-4,664.40	0.00	-22,964.60	71.3%
450 34535	WASTEWATER TAP FEES	-60,000.00	-60,000.00	-41,625.00	-1,500.00	0.00	-18,375.00	69.4%
450 34910	WASTEWATER MISCELLANEOUS FEES	-85,000.00	-85,000.00	-124,101.09	-64,014.99	0.00	39,101.09	146.0%
450 36110	INTEREST	-55,434.00	-55,434.00	-40,686.38	-7,491.79	0.00	-14,747.62	73.4%
450 36990	OTHER REVENUE	0.00	0.00	-1,893.77	0.00	0.00	1,893.77	100.0%
450 36992	GAIN ON SALE OF ASSET	0.00	0.00	-73,753.04	-2,300.00	0.00	73,753.04	100.0%
450 38910	CASH BALANCE FORWARD	-971,615.00	-1,992,830.00	0.00	0.00	0.00	-1,992,830.00	.0%
450 51200	SALARIES	1,112,950.00	1,112,950.00	677,590.74	117,741.53	0.00	435,359.26	60.9%
450 51350	PART-TIME	58,635.00	58,635.00	35,097.16	6,755.75	0.00	23,537.84	59.9%
450 51400	OVERTIME	220,500.00	220,500.00	118,589.51	21,205.49	0.00	101,910.49	53.8%
450 52100	FICA	86,467.00	86,467.00	61,744.74	10,837.64	0.00	24,722.26	71.4%
450 52200	RETIREMENT	230,933.00	230,933.00	163,261.27	28,847.19	0.00	67,671.73	70.7%
450 52300	HEALTH INSUR	217,529.00	217,529.00	150,026.79	20,198.00	0.00	67,502.21	69.0%
450 52301	LIFE INSUR	3,524.00	3,524.00	2,079.75	253.00	0.00	1,444.25	59.0%
450 52350	OPEB COSTS	15,361.00	15,361.00	10,240.68	1,280.08	0.00	5,120.32	66.7%
450 52400	WORKERS' COMP	22,977.00	22,977.00	8,295.32	1,036.92	0.00	14,681.68	36.1%
450 53100	PROFESSIONAL SERVICES	107,000.00	107,000.00	13,540.50	2,036.50	49,300.00	44,159.50	58.7%
450 53200	AUDITING	7,703.00	7,703.00	5,135.32	641.92	0.00	2,567.68	66.7%
450 53400	CONTRACTUAL	392,921.00	392,921.00	239,478.04	34,903.72	0.00	153,442.96	60.9%

City of Fernandina Beach
YEAR-TO-DATE BUDGET REPORT

FOR 2026 08

	ORIGINAL APPROP	REVISED BUDGET	YTD ACTUAL	MTD ACTUAL	ENCUMBRANCES	AVAILABLE BUDGET	% USED
450 54000	TRAINING/TRAVEL						
	32,615.00	32,615.00	9,963.00	549.00	0.00	22,652.00	30.5%
450 54100	COMM - PHONE/FAX/ALARM						
	4,863.00	4,863.00	562.44	0.00	0.00	4,300.56	11.6%
450 54101	COMMUNICATIONS-CELLULAR						
	4,750.00	4,750.00	2,285.09	314.43	0.00	2,464.91	48.1%
450 54103	COMMUNICATIONS-INTERNET						
	4,235.00	4,235.00	1,849.00	23.20	0.00	2,386.00	43.7%
450 54200	POSTAGE						
	3,000.00	2,950.00	147.73	0.00	0.00	2,802.27	5.0%
450 54300	UTILITIES ELECTRIC						
	290,000.00	290,000.00	212,534.69	25,661.35	0.00	77,465.31	73.3%
450 54310	UTILITIES-WATER & WASTEWATER						
	25,000.00	25,000.00	9,811.95	1,013.28	0.00	15,188.05	39.2%
450 54320	UTILITIES-PROPANE/OTHER						
	10,000.00	10,000.00	2,496.95	0.00	0.00	7,503.05	25.0%
450 54400	RENTALS/LEASES						
	25,000.00	25,000.00	4,300.00	0.00	0.00	20,700.00	17.2%
450 54500	INSURANCE						
	80,569.00	80,569.00	38,632.00	4,829.00	0.00	41,937.00	47.9%
450 54610	R/M BLDG & GROUNDS						
	559,600.00	470,161.00	241,395.16	53,148.74	1,098.99	227,666.85	51.6%
450 54611	R/M FACILITIES						
	26,500.00	26,500.00	6,164.02	2,715.80	0.00	20,335.98	23.3%
450 54620	R/M EQUIPMENT						
	209,000.00	209,000.00	150,442.78	28,484.68	24,151.69	34,405.53	83.5%
450 54630	R/M VEHICLES-LABOR						
	22,000.00	22,000.00	11,925.00	875.00	0.00	10,075.00	54.2%
450 54640	R/M VEHICLES-PARTS						
	40,000.00	40,000.00	20,605.76	3,232.83	0.00	19,394.24	51.5%
450 54700	PRINTING						
	0.00	50.00	48.60	48.60	0.00	1.40	97.2%
450 54800	PROMOTIONAL						
	12,500.00	12,500.00	2.97	0.00	0.00	12,497.03	.0%
450 54910	BILLING COSTS						
	200,000.00	200,000.00	133,333.32	16,666.67	0.00	66,666.68	66.7%
450 54920	UTILITY ADMIN COSTS						
	491,322.00	491,322.00	327,548.00	40,943.50	0.00	163,774.00	66.7%
450 55100	OFFICE SUPPLIES						
	1,000.00	1,000.00	800.91	0.00	0.00	199.09	80.1%
450 55200	OPERATING SUPPLIES						
	75,180.00	75,180.00	61,175.38	2,886.82	0.00	14,004.62	81.4%
450 55210	UNIFORMS						
	11,200.00	11,200.00	5,621.85	0.00	0.00	5,578.15	50.2%

City of Fernandina Beach
YEAR-TO-DATE BUDGET REPORT

FOR 2026 08

	ORIGINAL APPROP	REVISED BUDGET	YTD ACTUAL	MTD ACTUAL	ENCUMBRANCES	AVAILABLE BUDGET	% USED
450 55220	JANITORIAL SUPPLIES						
	1,800.00	1,800.00	573.00	0.00	0.00	1,227.00	31.8%
450 55230	GAS/OIL						
	38,000.00	38,000.00	25,617.62	3,568.50	0.00	12,382.38	67.4%
450 55240	CHEMICALS						
	128,000.00	128,000.00	69,357.00	0.00	50,622.00	8,021.00	93.7%
450 55400	BOOKS/SUBS/DUES						
	4,071.00	4,071.00	3,207.25	40.00	0.00	863.75	78.8%
450 56300 23051	IMPROVEMENTS						
	166,433.00	166,433.00	0.00	0.00	0.00	166,433.00	.0%
450 56300 25031	WASTEWATER SYSTEM LATERAL						
	113,300.00	113,300.00	90,650.00	0.00	22,650.00	0.00	100.0%
450 56300 25048	WASTEWATER LIFTSTATION #3 UPGR						
	400,000.00	330,350.00	6,876.75	0.00	25,214.75	298,258.50	9.7%
450 56300 25049	WASTEWATER LIFTSTATION #18 UPG						
	300,000.00	300,000.00	0.00	0.00	0.00	300,000.00	.0%
450 56300 26006	FY26 LIFT STATION UPGRADES						
	100,000.00	100,000.00	82,531.19	15,497.89	0.00	17,468.81	82.5%
450 56300 26007	FY26 GRAVITY RELINE						
	220,000.00	220,000.00	212,115.55	0.00	7,307.20	577.25	99.7%
450 56300 26008	IMPROVEMENTS						
	50,000.00	50,000.00	29,425.00	0.00	3,470.00	17,105.00	65.8%
450 56300 26009	FY26 MANHOLE REHIBILITATION						
	60,000.00	60,000.00	4,109.52	0.00	0.00	55,890.48	6.8%
450 56300 26010	ATL AVE ACCOMMODATION-WW						
	200,000.00	200,000.00	33,040.00	0.00	31,765.00	135,195.00	32.4%
450 56300 26033	CITRONA FORCE MAIN EXTENSION						
	0.00	69,650.00	0.00	0.00	69,650.00	0.00	100.0%
450 56400	MACH/EQUIP						
	100,000.00	0.00	0.00	0.00	0.00	0.00	.0%
450 56400 25424	WASTEWATER UTILITY CRANE TRUCK						
	132,609.00	132,609.00	132,609.00	0.00	0.00	0.00	100.0%
450 56400 26425	FY26 LIFT STATION GENERATORS						
	0.00	100,000.00	89,725.31	0.00	0.00	10,274.69	89.7%
450 56400 26426	WASTEWATER SEWER TRUCK RE #397						
	575,000.00	575,000.00	551,558.89	0.00	0.00	23,441.11	95.9%
450 56401	EQUIP-NON CAPITAL						
	8,500.00	8,500.00	1,689.98	0.00	0.00	6,810.02	19.9%
450 56410 23041	CITYVIEW SOFTWARE PROJ 23041						
	0.00	0.00	5,079.94	2,245.39	13,103.34	-18,183.28	100.0%
450 56500 26041	WASTEWATER INFRASTRUCTURE FY26						
	0.00	89,439.00	7,740.40	7,740.40	79,978.78	1,719.82	98.1%
450 59100	TRANSFER TO GENERAL FUND						
	360,000.00	360,000.00	240,000.00	30,000.00	0.00	120,000.00	66.7%

City of Fernandina Beach
YEAR-TO-DATE BUDGET REPORT

FOR 2026 08

	ORIGINAL APPROP	REVISED BUDGET	YTD ACTUAL	MTD ACTUAL	ENCUMBRANCES	AVAILABLE BUDGET	% USED
450 59230	TRANSFER TO UTIL ACQ DS						
	429,425.00	429,425.00	286,283.32	35,785.42	0.00	143,141.68	66.7%
450 59330	TRANSFER TO WW CAPITAL						
	60,000.00	60,000.00	40,000.00	5,000.00	0.00	20,000.00	66.7%
450 59990	RESERVE						
	14,432.00	1,035,647.00	0.00	0.00	0.00	1,035,647.00	.0%
TOTAL WASTEWATER							
	0.00	0.00	-578,723.92	-166,790.96	378,311.75	200,412.17	100.0%
	TOTAL REVENUES						
	-8,066,404.00	-9,087,619.00	-5,217,640.06	-693,799.20	0.00	-3,869,978.94	
	TOTAL EXPENSES						
	8,066,404.00	9,087,619.00	4,638,916.14	527,008.24	378,311.75	4,070,391.11	
	GRAND TOTAL						
	0.00	0.00	-578,723.92	-166,790.96	378,311.75	200,412.17	100.0%

** END OF REPORT - Generated by Marileida Hernandez **

City of Fernandina Beach
YEAR-TO-DATE BUDGET REPORT

FOR 2026 08

		ORIGINAL APPROP	REVISED BUDGET	YTD ACTUAL	MTD ACTUAL	ENCUMBRANCES	AVAILABLE BUDGET	% USED
460 WATER								
460 34346	WATER CHARGES	-5,332,590.00	-5,332,590.00	-3,666,529.87	-480,298.85	0.00	-1,666,060.13	68.8%
460 34610	WATER TAP CHARGES	-53,560.00	-53,560.00	-61,541.72	-10,520.84	0.00	7,981.72	114.9%
460 34620	WATER METER INSTALLATION FEES	-30,000.00	-30,000.00	-12,938.66	330.63	0.00	-17,061.34	43.1%
460 34621	WATER NONPAY RECONNECT FEE	-50,000.00	-50,000.00	-25,317.50	-2,860.00	0.00	-24,682.50	50.6%
460 34910	MISCELLANEOUS FEES	-5,000.00	-5,000.00	-130,591.97	-116,184.14	0.00	125,591.97	2611.8%
460 36110	INTEREST	-79,745.00	-79,745.00	-72,985.71	-16,725.66	0.00	-6,759.29	91.5%
460 36120	UNREALIZED GAIN	0.00	0.00	423.99	92.40	0.00	-423.99	100.0%
460 36323	EXTENSION CHARGES	-30,000.00	-30,000.00	-15,745.72	-3,154.17	0.00	-14,254.28	52.5%
460 36990	OTHER REVENUE	0.00	0.00	-420.13	0.00	0.00	420.13	100.0%
460 36992	GAIN ON SALE OF ASSET	0.00	0.00	-10,940.86	0.00	0.00	10,940.86	100.0%
460 36995	LATE FEES	-20,000.00	-20,000.00	-11,941.26	-1,122.44	0.00	-8,058.74	59.7%
460 38910	CASH BALANCE FORWARD	-4,964,785.00	-6,387,229.00	0.00	0.00	0.00	-6,387,229.00	.0%
460 38912	RESERVE - R & R FUND	-200,000.00	-200,000.00	0.00	0.00	0.00	-200,000.00	.0%
460 51200	SALARIES	875,262.00	875,262.00	526,934.40	91,505.89	0.00	348,327.60	60.2%
460 51400	OVERTIME	162,225.00	162,225.00	90,613.89	18,819.69	0.00	71,611.11	55.9%
460 52100	FICA	63,666.00	63,666.00	45,104.60	8,106.14	0.00	18,561.40	70.8%
460 52200	RETIREMENT	180,985.00	180,985.00	126,451.75	22,936.70	0.00	54,533.25	69.9%
460 52300	HEALTH INSUR	228,374.00	228,374.00	141,674.61	19,648.51	0.00	86,699.39	62.0%
460 52301	LIFE INSUR	2,605.00	2,605.00	1,619.90	208.57	0.00	985.10	62.2%
460 52350	OPEB COSTS	14,483.00	14,483.00	9,655.32	1,206.92	0.00	4,827.68	66.7%

City of Fernandina Beach
YEAR-TO-DATE BUDGET REPORT

FOR 2026 08

	ORIGINAL APPROP	REVISED BUDGET	YTD ACTUAL	MTD ACTUAL	ENCUMBRANCES	AVAILABLE BUDGET	% USED
460 52400	WORKERS' COMP						
	19,000.00	19,000.00	7,521.32	940.17	0.00	11,478.68	39.6%
460 53100	PROFESSIONAL SERVICES						
	106,000.00	106,000.00	10,550.00	5,850.00	49,300.00	46,150.00	56.5%
460 53200	AUDITING						
	7,833.00	7,833.00	5,222.00	652.75	0.00	2,611.00	66.7%
460 53400	CONTRACTUAL						
	64,690.00	64,690.00	49,275.47	6,085.22	4,000.00	11,414.53	82.4%
460 54000	TRAINING/TRAVEL						
	32,365.00	32,365.00	14,137.42	968.00	0.00	18,227.58	43.7%
460 54100	COMM - PHONE/FAX/ALARM						
	3,255.00	3,255.00	1,330.64	0.00	0.00	1,924.36	40.9%
460 54101	COMMUNICATIONS-CELLULAR						
	10,000.00	8,000.00	4,967.15	635.66	0.00	3,032.85	62.1%
460 54103	COMMUNICATIONS-INTERNET						
	9,250.00	9,250.00	6,501.95	876.38	0.00	2,748.05	70.3%
460 54200	POSTAGE						
	700.00	700.00	117.35	0.00	0.00	582.65	16.8%
460 54300	UTILITIES ELECTRIC						
	235,000.00	235,000.00	160,923.39	22,102.11	0.00	74,076.61	68.5%
460 54310	UTILITIES-WATER & WASTEWATER						
	1,000.00	1,000.00	502.74	71.82	0.00	497.26	50.3%
460 54320	UTILITIES-PROPANE/OTHER						
	2,000.00	2,000.00	81.97	0.00	0.00	1,918.03	4.1%
460 54400	RENTALS/LEASES						
	15,000.00	15,000.00	2,705.73	300.00	0.00	12,294.27	18.0%
460 54440	LAND RENT						
	21,600.00	21,600.00	13,959.44	1,744.93	0.00	7,640.56	64.6%
460 54500	INSURANCE						
	66,580.00	66,580.00	33,960.00	4,245.00	0.00	32,620.00	51.0%
460 54610	R/M BLDG & GROUNDS						
	448,000.00	383,844.00	325,330.48	69,827.08	18,013.99	40,499.53	89.4%
460 54611	R/M FACILITIES						
	16,300.00	16,300.00	1,719.81	34.09	0.00	14,580.19	10.6%
460 54620	R/M EQUIPMENT						
	114,000.00	114,000.00	72,283.23	50.99	4,853.25	36,863.52	67.7%
460 54630	R/M VEHICLES-LABOR						
	13,000.00	19,000.00	13,991.25	1,412.50	0.00	5,008.75	73.6%
460 54640	R/M VEHICLES-PARTS						
	25,000.00	34,000.00	21,455.94	2,387.03	0.00	12,544.06	63.1%
460 54700	PRINTING						
	250.00	250.00	48.60	48.60	0.00	201.40	19.4%
460 54800	PROMOTIONAL						
	7,000.00	7,000.00	1,002.50	0.00	0.00	5,997.50	14.3%

City of Fernandina Beach
YEAR-TO-DATE BUDGET REPORT

FOR 2026 08

	ORIGINAL APPROP	REVISED BUDGET	YTD ACTUAL	MTD ACTUAL	ENCUMBRANCES	AVAILABLE BUDGET	% USED
460 54910 BILLING COSTS	200,000.00	200,000.00	133,333.32	16,666.67	0.00	66,666.68	66.7%
460 54920 UTILITY ADMIN COSTS	491,322.00	491,322.00	327,548.00	40,943.50	0.00	163,774.00	66.7%
460 55100 OFFICE SUPPLIES	2,500.00	2,500.00	1,233.56	58.51	0.00	1,266.44	49.3%
460 55200 OPERATING SUPPLIES	77,330.00	77,330.00	59,608.70	1,607.55	0.00	17,721.30	77.1%
460 55210 UNIFORMS	11,900.00	9,810.00	5,471.70	0.00	0.00	4,338.30	55.8%
460 55220 JANITORIAL SUPPLIES	3,000.00	2,000.00	245.96	42.27	0.00	1,754.04	12.3%
460 55230 GAS/OIL	54,000.00	54,000.00	37,300.78	6,393.51	0.00	16,699.22	69.1%
460 55240 CHEMICALS	76,000.00	76,000.00	21,945.00	0.00	54,055.00	0.00	100.0%
460 55400 BOOKS/SUBS/DUES	7,240.00	6,240.00	1,733.05	178.00	0.00	4,506.95	27.8%
460 56200 BUILDING	40,000.00	0.00	0.00	0.00	0.00	0.00	.0%
460 56200 26040 STORAGE BUILDING-WATER PLANT 2	0.00	40,000.00	795.00	0.00	32,392.00	6,813.00	83.0%
460 56300 23045 CLINCH DRIVE WATER MAIN	350,000.00	411,897.00	347,225.28	155,151.06	64,670.65	1.07	100.0%
460 56300 23052 AMELIA ROAD WATER MAIN	166,433.00	166,433.00	0.00	0.00	0.00	166,433.00	.0%
460 56300 25036 WATER PLANT AUTOMATION	0.00	33,533.00	33,533.00	0.00	0.00	0.00	100.0%
460 56300 25038 WATER DEEP WELL REHAB #32	66,000.00	63,745.00	63,745.00	0.00	0.00	0.00	100.0%
460 56300 26011 FY26 WATER METER PERIODIC	388,000.00	387,716.00	378,982.62	0.00	0.00	8,733.38	97.7%
460 56300 26012 FY26 PLANT AUTOMATION	100,000.00	56,854.00	42,960.13	0.00	3,750.00	10,143.87	82.2%
460 56300 26013 FY26 LARGE METER PERIODIC	50,000.00	0.00	0.00	0.00	0.00	0.00	.0%
460 56300 26022 ATL AVE ACCOMMODATION -WATER	200,000.00	200,000.00	25,040.00	0.00	0.00	174,960.00	12.5%
460 56300 26034 RELOCATE WATER MAIN	0.00	48,990.00	48,989.82	0.00	0.00	0.18	100.0%
460 56400 MACH/EQUIP	6,000.00	9,240.00	9,240.00	0.00	0.00	0.00	100.0%
460 56400 26427 WATER VEHICLE RE #1342	180,000.00	176,760.00	115,495.37	3,998.00	0.00	61,264.63	65.3%

City of Fernandina Beach
YEAR-TO-DATE BUDGET REPORT

FOR 2026 08

	ORIGINAL APPROP	REVISED BUDGET	YTD ACTUAL	MTD ACTUAL	ENCUMBRANCES	AVAILABLE BUDGET	% USED
460 56400 26428		WATER 4" PUMP					
	50,000.00	43,459.00	43,459.00	43,459.00	0.00	0.00	100.0%
460 56400 26429		WATER UTILITY TRUCK RE #1341					
	85,000.00	85,000.00	84,215.73	0.00	0.00	784.27	99.1%
460 56400 26430		WTP HIGH SERVICE PUMP					
	96,200.00	95,265.00	95,265.00	6,000.00	0.00	0.00	100.0%
460 56400 26431		WTP HIGH SERVICE PUMP 600GPM					
	43,250.00	35,248.00	35,248.00	3,000.00	0.00	0.00	100.0%
460 56400 26432		WATER VEHICLE RE #26432					
	33,000.00	33,000.00	31,457.00	0.00	0.00	1,543.00	95.3%
460 56400 26446		REVERSABLE COMPACTOR					
	0.00	6,823.00	6,822.99	0.00	0.00	0.01	100.0%
460 56401		EQUIP-NON CAPITAL					
	16,500.00	16,500.00	5,711.04	0.00	0.00	10,788.96	34.6%
460 56410 23041		CITYVIEW SOFTWARE PROJ 23041					
	0.00	0.00	3,750.58	1,658.27	9,678.19	-13,428.77	100.0%
460 56500 26042		WATER INFRASTRUCTURE FY26					
	0.00	15,166.00	0.00	0.00	14,643.35	522.65	96.6%
460 59100		TRANSFER TO GENERAL FUND					
	120,000.00	120,000.00	80,000.00	10,000.00	0.00	40,000.00	66.7%
460 59230		TRANSFER TO UTIL ACQ DS					
	1,542,325.00	1,542,325.00	1,028,216.68	128,527.08	0.00	514,108.32	66.7%
460 59910		CONTINGENCY R & R					
	200,000.00	200,000.00	0.00	0.00	0.00	200,000.00	.0%
460 59990		RESERVE					
	3,364,257.00	4,786,701.00	0.00	0.00	0.00	4,786,701.00	.0%
TOTAL WATER							
	0.00	0.00	749,685.75	67,905.10	255,356.43	-1,005,042.18	100.0%
		TOTAL REVENUES					
	-10,765,680.00	-12,188,124.00	-4,008,529.41	-630,443.07	0.00	-8,179,594.59	
		TOTAL EXPENSES					
	10,765,680.00	12,188,124.00	4,758,215.16	698,348.17	255,356.43	7,174,552.41	
		GRAND TOTAL					
	0.00	0.00	749,685.75	67,905.10	255,356.43	-1,005,042.18	100.0%

** END OF REPORT - Generated by Marileida Hernandez **

City of Fernandina Beach
YEAR-TO-DATE BUDGET REPORT

FOR 2026 08

	ORIGINAL APPROP	REVISED BUDGET	YTD ACTUAL	MTD ACTUAL	ENCUMBRANCES	AVAILABLE BUDGET	% USED
470 STORMWATER							
470 33400 STATE GRANT	-525,625.00	-525,625.00	-322,845.57	-304,345.51	0.00	-202,779.43	61.4%
470 34347 WATER DRAINAGE FEES	-1,065,355.00	-1,065,355.00	-756,061.86	-93,559.60	0.00	-309,293.14	71.0%
470 34910 MISCELLANEOUS FEES	0.00	0.00	-9,434.58	-9,308.58	0.00	9,434.58	100.0%
470 36110 INTEREST	0.00	0.00	-827.80	-463.14	0.00	827.80	100.0%
470 36992 GAIN ON SALE OF ASSET	-35,000.00	-35,000.00	0.00	0.00	0.00	-35,000.00	.0%
470 38410 LOAN PROCEEDS	-321,440.00	-321,440.00	0.00	0.00	0.00	-321,440.00	.0%
470 38910 CASH BALANCE FORWARD	326,612.00	-128,055.00	0.00	0.00	0.00	-128,055.00	.0%
470 51200 SALARIES	313,166.00	313,166.00	186,477.62	32,052.42	0.00	126,688.38	59.5%
470 51400 OVERTIME	45,000.00	45,000.00	21,211.42	5,642.84	0.00	23,788.58	47.1%
470 52100 FICA	26,508.00	26,508.00	15,453.24	2,810.91	0.00	11,054.76	58.3%
470 52200 RETIREMENT	72,790.00	72,790.00	42,422.37	7,836.84	0.00	30,367.63	58.3%
470 52300 HEALTH INSUR	60,755.00	60,755.00	40,424.36	5,984.86	0.00	20,330.64	66.5%
470 52301 LIFE INSUR	848.00	848.00	566.92	75.25	0.00	281.08	66.9%
470 52350 OPEB COSTS	2,194.00	2,194.00	1,462.68	182.83	0.00	731.32	66.7%
470 52400 WORKERS' COMP	9,681.00	9,681.00	3,764.68	470.58	0.00	5,916.32	38.9%
470 53100 PROFESSIONAL SERVICES	20,000.00	38,755.00	38,755.00	0.00	0.00	0.00	100.0%
470 53200 AUDITING	2,311.00	2,311.00	1,540.68	192.58	0.00	770.32	66.7%
470 53400 CONTRACTUAL	71,916.00	61,801.00	26,573.44	3,744.79	0.00	35,227.56	43.0%
470 54000 TRAINING/TRAVEL	6,100.00	5,100.00	2,159.00	-199.00	0.00	2,941.00	42.3%
470 54100 COMM - PHONE/FAX/ALARM	330.00	160.00	160.00	0.00	0.00	0.00	100.0%

City of Fernandina Beach
YEAR-TO-DATE BUDGET REPORT

FOR 2026 08

	ORIGINAL APPROP	REVISED BUDGET	YTD ACTUAL	MTD ACTUAL	ENCUMBRANCES	AVAILABLE BUDGET	% USED
470 54101	COMMUNICATIONS-CELLULAR						
	4,000.00	3,000.00	1,567.73	225.11	0.00	1,432.27	52.3%
470 54103	COMMUNICATIONS-INTERNET						
	1,854.00	1,304.00	824.20	107.75	0.00	479.80	63.2%
470 54200	POSTAGE						
	300.00	0.00	0.00	0.00	0.00	0.00	.0%
470 54300	UTILITIES ELECTRIC						
	5,000.00	5,000.00	2,699.99	389.21	0.00	2,300.01	54.0%
470 54310	UTILITIES-WATER & WASTEWATER						
	1,000.00	850.00	541.76	69.50	0.00	308.24	63.7%
470 54400	RENTALS/LEASES						
	20,000.00	17,500.00	0.00	0.00	0.00	17,500.00	.0%
470 54500	INSURANCE						
	24,623.00	24,623.00	12,559.32	1,569.92	0.00	12,063.68	51.0%
470 54611	R/M FACILITIES						
	2,500.00	2,500.00	1,458.42	1,146.14	0.00	1,041.58	58.3%
470 54620	R/M EQUIPMENT						
	10,000.00	6,500.00	1,947.21	0.00	0.00	4,552.79	30.0%
470 54630	R/M VEHICLES-LABOR						
	8,000.00	12,000.00	8,875.00	287.50	0.00	3,125.00	74.0%
470 54640	R/M VEHICLES-PARTS						
	17,000.00	35,000.00	18,706.71	57.62	0.00	16,293.29	53.4%
470 54700	PRINTING						
	500.00	0.00	0.00	0.00	0.00	0.00	.0%
470 54800	PROMOTIONAL						
	1,500.00	0.00	0.00	0.00	0.00	0.00	.0%
470 54910	BILLING COSTS						
	35,000.00	35,000.00	23,333.32	2,916.67	0.00	11,666.68	66.7%
470 54920	UTILITY ADMIN COSTS						
	109,183.00	109,183.00	72,788.68	9,098.58	0.00	36,394.32	66.7%
470 55100	OFFICE SUPPLIES						
	1,000.00	900.00	675.44	59.70	0.00	224.56	75.0%
470 55200	OPERATING SUPPLIES						
	20,965.00	20,965.00	4,202.93	68.53	0.00	16,762.07	20.0%
470 55210	UNIFORMS						
	6,300.00	4,800.00	2,487.54	0.00	0.00	2,312.46	51.8%
470 55220	JANITORIAL SUPPLIES						
	1,000.00	644.00	141.73	0.00	0.00	502.27	22.0%
470 55230	GAS/OIL						
	16,000.00	18,000.00	12,591.99	1,529.13	0.00	5,408.01	70.0%
470 55300	ROAD MATERIALS						
	12,000.00	12,000.00	5,599.31	0.00	39.99	6,360.70	47.0%
470 55400	BOOKS/SUBS/DUES						
	1,035.00	935.00	840.30	20.00	0.00	94.70	89.9%

City of Fernandina Beach
YEAR-TO-DATE BUDGET REPORT

FOR 2026 08

	ORIGINAL APPROP	REVISED BUDGET	YTD ACTUAL	MTD ACTUAL	ENCUMBRANCES	AVAILABLE BUDGET	% USED
470 56400	MACH/EQUIP						
	0.00	4,028.00	4,027.32	0.00	0.00	0.68	100.0%
470 56400 26433	STORMWATER STREET SWEEPER						
	321,440.00	321,440.00	0.00	0.00	0.00	321,440.00	.0%
470 56401	EQUIP-NON CAPITAL						
	2,500.00	0.00	0.00	0.00	0.00	0.00	.0%
470 56410 23041	CITYVIEW SOFTWARE PROJ 23041						
	0.00	0.00	18,033.33	2,361.92	13,794.60	-31,827.93	100.0%
470 57100	PRINCIPAL						
	103,938.00	144,075.00	80,745.75	0.00	0.00	63,329.25	56.0%
470 57200	INTEREST						
	5,422.00	11,687.00	2,254.25	0.00	0.00	9,432.75	19.3%
470 59990	RESERVE						
	257,149.00	644,472.00	0.00	0.00	0.00	644,472.00	.0%
TOTAL STORMWATER							
	0.00	0.00	-431,296.17	-328,974.65	13,834.59	417,461.58	100.0%
	TOTAL REVENUES						
	-1,620,808.00	-2,075,475.00	-1,089,169.81	-407,676.83	0.00	-986,305.19	
	TOTAL EXPENSES						
	1,620,808.00	2,075,475.00	657,873.64	78,702.18	13,834.59	1,403,766.77	
	GRAND TOTAL						
	0.00	0.00	-431,296.17	-328,974.65	13,834.59	417,461.58	100.0%

** END OF REPORT - Generated by Marileida Hernandez **

City of Fernandina Beach
YEAR-TO-DATE BUDGET REPORT

FOR 2026 08

		ORIGINAL APPROP	REVISED BUDGET	YTD ACTUAL	MTD ACTUAL	ENCUMBRANCES	AVAILABLE BUDGET	% USED
480 MARINA								
480 33400	STATE GRANT	-93,859.00	-93,859.00	-93,886.50	0.00	0.00	27.50	100.0%
480 33410	FL INLAND NAVIGATION REVENUE	-326,000.00	-326,000.00	0.00	0.00	0.00	-326,000.00	.0%
480 34750	SLIP RENTALS - PERMANENT	-518,800.00	-518,800.00	-368,467.40	-52,997.01	0.00	-150,332.60	71.0%
480 34755	SLIP RENTALS - TRANSIENT	-1,069,580.00	-1,069,580.00	-907,932.05	-130,335.50	0.00	-161,647.95	84.9%
480 34757	SLIP RENTALS - NON-TAXABLE	-13,000.00	-13,000.00	16,408.50	-1,300.00	0.00	-29,408.50	-126.2%
480 34758	ELECTRICITY	0.00	0.00	-20,231.12	-13,503.07	0.00	20,231.12	100.0%
480 34759	DOCK STORE RENT	-3,537.00	-3,537.00	-827.55	0.00	0.00	-2,709.45	23.4%
480 34760	BUSINESS RENTALS	-29,930.00	-29,930.00	2,039.72	-329.78	0.00	-31,969.72	-6.8%
480 34762	MOORINGS-TAXABLE	-40,000.00	-40,000.00	-31,378.10	-4,216.46	0.00	-8,621.90	78.4%
480 34765	MERCHANDISE FOR RESALE	0.00	0.00	-4,314.94	-2,511.03	0.00	4,314.94	100.0%
480 34767	SERVICES-TAXABLE	-5,606.00	-5,606.00	-310.00	0.00	0.00	-5,296.00	5.5%
480 34770	FUEL-DIESEL	-1,255,000.00	-1,255,000.00	-1,243,389.43	-560,342.36	0.00	-11,610.57	99.1%
480 34771	FUEL-GAS	-375,000.00	-375,000.00	-209,635.38	-49,929.99	0.00	-165,364.62	55.9%
480 34775	FUEL-DISCOUNTS DIESEL	20,284.00	20,284.00	11,385.65	124,323.82	0.00	8,898.35	56.1%
480 34776	FUEL-DISCOUNTS GAS	3,716.00	3,716.00	-21,135.95	0.00	0.00	24,851.95	-568.8%
480 36110	INTEREST	0.00	0.00	-19,793.21	-8,498.77	0.00	19,793.21	100.0%
480 36215	NON-TAXABLE RENT	0.00	0.00	-550.50	0.00	0.00	550.50	100.0%
480 36980	CREDIT CARD CONVENIENCE FEES	-69,000.00	-69,000.00	-5,237.58	-867.91	0.00	-63,762.42	7.6%
480 36990	OTHER REVENUE	-470.00	-470.00	-16,099.50	-3,045.14	0.00	15,629.50	3425.4%
480 36992	GAIN ON SALE OF ASSET	-37,680.00	-37,680.00	-6,545.00	-3,445.00	0.00	-31,135.00	17.4%

City of Fernandina Beach
YEAR-TO-DATE BUDGET REPORT

FOR 2026 08

	ORIGINAL APPROP	REVISED BUDGET	YTD ACTUAL	MTD ACTUAL	ENCUMBRANCES	AVAILABLE BUDGET	% USED
480 38101		FROM GENERAL FUND					
	-654,589.00	-654,589.00	-436,392.68	-54,549.08	0.00	-218,196.32	66.7%
480 38410		LOAN PROCEEDS					
	0.00	0.00	-201,306.55	0.00	0.00	201,306.55	100.0%
480 38910		CASH BALANCE FORWARD					
	-245,445.00	-1,378,976.00	0.00	0.00	0.00	-1,378,976.00	.0%
480 51200		SALARIES					
	0.00	130,000.00	34,560.76	27,284.80	0.00	95,439.24	26.6%
480 51300		SEASONAL/TEMPORARY					
	0.00	10,440.00	3,377.59	3,377.59	0.00	7,062.41	32.4%
480 51350		PART-TIME					
	0.00	110,000.00	26,409.92	20,821.63	0.00	83,590.08	24.0%
480 51400		OVERTIME					
	0.00	600.00	1,114.47	505.95	0.00	-514.47	185.7%
480 52100		FICA					
	0.00	18,400.00	4,737.13	3,774.14	0.00	13,662.87	25.7%
480 52200		RETIREMENT					
	0.00	26,000.00	7,185.19	5,672.52	0.00	18,814.81	27.6%
480 52300		HEALTH INSUR					
	0.00	26,190.00	8,913.04	6,681.78	0.00	17,276.96	34.0%
480 52301		LIFE INSUR					
	0.00	100.00	59.50	59.50	0.00	40.50	59.5%
480 52400		WORKERS' COMP					
	0.00	10,000.00	1,086.00	0.00	0.00	8,914.00	10.9%
480 53100		PROFESSIONAL SERVICES					
	31,561.00	31,561.00	16,646.62	-6,610.05	0.00	14,914.38	52.7%
480 53200		AUDITING					
	3,217.00	3,217.00	1,876.56	268.08	0.00	1,340.44	58.3%
480 53400		CONTRACTUAL					
	692,455.00	360,125.00	316,792.14	648.55	8,600.00	34,732.86	90.4%
480 54000		TRAINING/TRAVEL					
	2,000.00	2,142.00	2,484.92	0.00	0.00	-342.92	116.0%
480 54100		COMM - PHONE/FAX/ALARM					
	3,341.00	3,341.00	1,341.09	0.00	0.00	1,999.91	40.1%
480 54101		COMMUNICATIONS-CELLULAR					
	0.00	600.00	0.00	0.00	0.00	600.00	.0%
480 54103		COMMUNICATIONS-INTERNET					
	6,180.00	6,180.00	2,178.30	234.67	0.00	4,001.70	35.2%
480 54200		POSTAGE					
	130.00	130.00	10.48	0.00	0.00	119.52	8.1%
480 54300		UTILITIES ELECTRIC					
	7,400.00	7,400.00	1,852.30	0.00	0.00	5,547.70	25.0%
480 54310		UTILITIES-WATER & WASTEWATER					
	17,640.00	17,640.00	8,535.95	963.68	0.00	9,104.05	48.4%

City of Fernandina Beach
YEAR-TO-DATE BUDGET REPORT

FOR 2026 08

	ORIGINAL APPROP	REVISED BUDGET	YTD ACTUAL	MTD ACTUAL	ENCUMBRANCES	AVAILABLE BUDGET	% USED
480 54500	INSURANCE						
	676,384.00	676,384.00	388,901.72	46,476.12	0.00	287,482.28	57.5%
480 54610	R/M BLDG & GROUNDS						
	253,900.00	72,739.00	49,076.47	0.00	0.00	23,662.53	67.5%
480 54611	R/M FACILITIES						
	8,300.00	8,300.00	379.70	379.70	0.00	7,920.30	4.6%
480 54620	R/M EQUIPMENT						
	77,550.00	77,550.00	23,544.15	-310.80	0.00	54,005.85	30.4%
480 54630	R/M VEHICLES-LABOR						
	1,000.00	1,000.00	300.00	0.00	0.00	700.00	30.0%
480 54640	R/M VEHICLES-PARTS						
	1,000.00	1,000.00	123.48	30.71	0.00	876.52	12.3%
480 54675	R/M MOORING FIELD						
	40,600.00	40,600.00	8,310.60	0.00	13,200.00	19,089.40	53.0%
480 54700	PRINTING						
	395.00	395.00	0.00	0.00	0.00	395.00	.0%
480 54800	PROMOTIONAL						
	48,610.00	48,468.00	22,672.89	9,196.55	0.00	25,795.11	46.8%
480 54900	MISC EXPENSE						
	1,000.00	1,000.00	11.49	0.00	0.00	988.51	1.1%
480 54902	BAD DEBT EXPENSE						
	190.00	190.00	66,536.11	0.00	0.00	-66,346.11	35019.0%
480 55100	OFFICE SUPPLIES						
	3,250.00	3,250.00	3,219.37	147.81	0.00	30.63	99.1%
480 55200	OPERATING SUPPLIES						
	92,158.00	82,158.00	20,548.98	3,315.87	0.00	61,609.02	25.0%
480 55201	CREDIT CARD FEES						
	175,000.00	175,000.00	175,292.71	26,247.71	0.00	-292.71	100.2%
480 55210	UNIFORMS						
	4,410.00	4,410.00	2,333.76	135.24	0.00	2,076.24	52.9%
480 55220	JANITORIAL SUPPLIES						
	2,266.00	2,266.00	539.20	0.00	0.00	1,726.80	23.8%
480 55400	BOOKS/SUBS/DUES						
	2,956.00	2,956.00	300.00	300.00	0.00	2,656.00	10.1%
480 55500	MERCHANDISE FOR RESALE						
	0.00	10,000.00	1,856.44	1,856.44	0.00	8,143.56	18.6%
480 55510	FUEL FOR RESALE						
	1,097,083.00	1,097,083.00	1,074,625.62	429,117.53	0.00	22,457.38	98.0%
480 56200	BUILDING						
	38,000.00	38,000.00	0.00	0.00	0.00	38,000.00	.0%
480 56300	IMPROVEMENTS						
	45,000.00	45,000.00	0.00	0.00	0.00	45,000.00	.0%
480 56300 25042	MARINA-FUEL TANK REPLACEMENT						
	41,147.00	41,147.00	83,907.02	43,257.32	34,608.07	-77,368.09	288.0%

City of Fernandina Beach
YEAR-TO-DATE BUDGET REPORT

FOR 2026 08

	ORIGINAL APPROP	REVISED BUDGET	YTD ACTUAL	MTD ACTUAL	ENCUMBRANCES	AVAILABLE BUDGET	% USED
480 56300 26026		ADA RAMP AT MARINA					
	0.00	11,856.00	11,855.66	0.00	0.00	0.34	100.0%
480 56300 26031		MARINA DOCK G REHABILITATION					
	0.00	181,161.00	181,160.54	181,160.54	0.46	0.00	100.0%
480 56300 26037		MARINA REDEVELOPMENT					
	0.00	0.00	512.50	512.50	0.00	-512.50	100.0%
480 56301 25065		NON CAP IMPROVEMENT					
	32,816.00	32,816.00	66,918.95	34,499.31	27,601.21	-61,704.16	288.0%
480 56328 26001		DREDGING-MARINA					
	339,600.00	339,600.00	0.00	0.00	0.00	339,600.00	.0%
480 56400		MACH/EQUIP					
	105,400.00	16,900.00	0.00	0.00	0.00	16,900.00	.0%
480 56400 25045		MARINA-PUMPOUT BOAT					
	175,000.00	163,144.00	125,182.00	0.00	0.00	37,962.00	76.7%
480 56400 25434		D DOCK PEDASTALS					
	0.00	40,000.00	27,360.00	0.00	0.00	12,640.00	68.4%
480 56400 26025		REPLACE DOCK D TRANSFORMER					
	0.00	48,500.00	0.00	0.00	0.00	48,500.00	.0%
480 57100		PRINCIPAL					
	630,790.00	630,790.00	93,148.32	11,643.54	0.00	537,641.68	14.8%
480 57200		INTEREST					
	55,767.00	55,767.00	34,546.64	1,072.97	0.00	21,220.36	61.9%
480 59990		RESERVE					
	0.00	1,133,531.00	0.00	0.00	0.00	1,133,531.00	.0%
TOTAL MARINA							
	0.00	0.00	-655,273.29	91,174.62	84,009.74	571,263.55	100.0%
		TOTAL REVENUES					
	-4,713,496.00	-5,847,027.00	-3,557,599.57	-761,547.28	0.00	-2,289,427.43	
		TOTAL EXPENSES					
	4,713,496.00	5,847,027.00	2,902,326.28	852,721.90	84,009.74	2,860,690.98	
		GRAND TOTAL					
	0.00	0.00	-655,273.29	91,174.62	84,009.74	571,263.55	100.0%

** END OF REPORT - Generated by Marileida Hernandez **

CITY COMMISSION AGENDA ITEM
City of Fernandina Beach

SUBJECT: Presentation
Legislative Updates

ITEM TYPE: Presentation

REQUESTED ACTION: Presentation

SYNOPSIS: The City Attorney will provide an overview of several bills enacted during Florida's 2026/2027 Legislative Session which have significant impacts on municipal operations and require timely implementation by local governments. Collectively, these legislative changes expand state oversight of municipal activities while limiting certain authority of local government, particularly within building, planning, and utility operations. The presentation will highlight the key provisions of the bills being presented.

FISCAL IMPACT: N/A

CITY ATTORNEY COMMENTS: No additional comments.

CITY MANAGER RECOMMENDATION(S): N/A

Teresa Prince, City Attorney	06/23/2026
Kimberly Elliott-Briley, Deputy City Clerk	06/23/2026
Sarah Campbell, City Manager	06/23/2026

Lorelei Jacobs

Date: June 17, 2026

Submitted By: Lorelei Jacobs, Grants Administrator

COMMISSION ACTION:

CITY COMMISSION AGENDA ITEM
City of Fernandina Beach

SUBJECT: Approval of Minutes

ITEM TYPE: Approval of Minutes

REQUESTED ACTION: Approve Minutes.

SYNOPSIS: The following Minutes are submitted for City Commission review and consideration for approval:

- City Commission Workshop - June 2, 2026
- City Commission Regular Meeting - June 2, 2026
- City Commission Regular Meeting - July 16, 2026

FISCAL IMPACT: N/A

CITY ATTORNEY COMMENTS: N/A

CITY MANAGER RECOMMENDATION(S): N/A

Kimberly Elliott-Briley, Deputy City Clerk 06/15/2026
Sarah Campbell, City Manager 06/18/2026

Caroline Best

Date: June 12, 2026

Submitted By: Caroline Best, City Clerk

COMMISSION ACTION: Approve

The City Commission of the City of Fernandina Beach, Florida, met in a Workshop on Tuesday, June 2, 2026, at 5:00PM in the City Hall Chambers. Present were Mayor James Antun presiding, Vice Mayor Darron Ayscue, Commissioners Genece Minshew, Tim Poynter and Joyce Tuten. Also, present were City Clerk Caroline Best, City Attorney Teresa L. Prince, and City Manager Sarah Campbell.

The meeting was broadcast live for members of the public to view on the City of Fernandina Beach website (www.fbfl.us) and Channel 264 (Comcast only).

Mayor Antun called the meeting to order, and Commissioner Minshew led the Pledge of Allegiance to the Flag.

4.1 AIR QUALITY: Conserve Nassau Chair Margaret Kirkland and University of Utah Associate Professor of Chemical Engineering Dr. Kerry Kelly provided an air quality presentation, stressing the importance of air quality studies, measurements, gathering real time data, and subsequent solutions to ensure the health, safety and well-being of the community.

City Manager Campbell referred to the Comprehensive Plan Section 5: Conservation and Coastal Management Element which contains seven air quality policies, one of which is regular correspondence to local mills who routinely indicate their compliance. The City website has air quality information links. Deputy City Manager Glisson explained the partnership with the Environmental Protection Agency ("EPA") one-year Purple Monitor Pilot Program which collects data from four monitors located at City Hall, Fernandina Beach Municipal Golf Club, Atlantic Recreation Center, and Peck Center.

Discussion ensued regarding the costs of air quality studies. Deputy Manager Glisson stated recent research indicates comprehensive air quality impact studies are approximately $50,000-$55,000. City Manager Campbell questioned actionable steps following receipt of professional study City Attorney Prince explained requirements for reporting to the Florida Department of Environmental Protection. Commissioner Tuten noted current air quality readings indicate issues. Commissioner Minshew surmised clean air is not within City's scope of control.

AIR QUALITY: Medardo Monzon, 1014 Magnolia Woods Court, validated the importance of purple monitors and the need for more considering the spikes in pollutants that at times are high and advocated to work together to resolve the issue.

AIR QUALITY: Frank Postma, 12 South 6th Street, suggested action plans could include, under the Clean Air and Clean Water Acts, any third party may file suit for non-compliance and/or violations.

TRANSPARENCY: Kathy Schofield, 2603 Portside Drive, suggested action is necessary and transparency is vital, currently technologies are able to provide zero emissions.

The consensus of the Commission was to direct staff to explore air quality study costs.

ADJOURNMENT: There being no further business to come before the City Commission, the meeting was adjourned at 6:54PM.

ATTEST:

Caroline Best
City Clerk

James Antun
Mayor-Commissioner

The City Commission of the City of Fernandina Beach, Florida, met in a Regular Meeting on Tuesday, June 2, 2026, at 6:00PM in City Hall Chambers. Present were Mayor James Antun presiding, Vice Mayor Darron Ayscue, Commissioners Genece Minshew, Tim Poynter, and Joyce Tuten. Also in attendance were City Clerk Caroline Best, City Attorney Teresa L. Prince, Esq., and City Manager Sarah Campbell.

The meeting was broadcast live for members of the public to view on the City of Fernandina Beach website (www.fbfl.us) and Channel 264 (Comcast only).

Mayor Antun called the meeting to order, and Commissioner Poynter led the Pledge of Allegiance to the Flag.

The invocation was given by Reverend Bernard Thompson of New Zion Missionary Baptist Church.

4.1 PRESENTATION - NASSAU HUMANE SOCIETY: Nassau Humane Society Executive Director Chantel Scherer presented Redd a 10-year-old mixed breed as the "City Commission Dog of the Month." Redd and other adoptable pets are available at 630 Airport Road.

4.2 PRESENTATION - FERNANDINA BEACH MAIN STREET: Fernandina Beach Main Street Executive Director Ms. Lulu Huppmann provided a synopsis of projects occurring within each of the four Main Street Councils (Promotions, Economic Vitality, Organization, and Design).

5. PUBLIC COMMENT REGARDING ITEMS NOT ON THE AGENDA OR THE CONSENT AGENDA: The following individuals spoke to this item:

E-BICYCLES: Doug Stein, 1909 Highland Drive, a long-term resident and bicyclist who shared concern for the escalating use of e-bikes and suggested less enforcement of non-electric bicycles and more enforcement and education for all bicyclists.

E-BICYCLES: Robert Baer, 3095 South Fletcher Avenue, Pedego Amelia Island owner, in support of the majority of the new e-bike ordinance, concerned the provision requiring human powered e-bikes on sidewalks and multi-use paths.

E-BICYCLES: Scott Inglis, 61 Oak Grove Place, a recent potentially dangerous incident prompted him to propose the Commission revise the e-bicycle ordinance to allow for intermittent sidewalk travel to avoid roadway dangers.

WATERFRONT PARK: Mike Sharpe, 130 North 9th Street, questioned how the Amelia River Waterfront Park expansion (where Atlantic Seafood was recently demolished) conceptual plan had no prior community input. Urged the Commission to address the boat ramp safety concerns in support of boaters.

RECREATIONAL SPACE: Scott Lomond, 512 Crosswind Drive, thanked the Commission for their continued support of the soccer community and shared concerns for diminishing recreational space despite continued community growth and youth sports.

City Manager Campbell noted the conceptual design is under review. The Ybor Alvarez Sports Complex occupies land owned by the Federal Aviation Administration (“FAA”) who indicates that lease payments, approximately $380,000 annually, will begin soon.

ACKNOWLEDGEMENT: Medardo Monzon, 1014 Magnolia Woods Court, acknowledged the City’s defense of the recent lawsuits and ongoing litigation regarding the proposed bioethanol plant

and reiterated the need for community safety amidst the recent nationwide catastrophic chemical plant explosions.

REPRESENTATION: Peter Simmons, 86245 Meadowfield Bluffs, recently attended the Florida City and County Managers Association ("FCCMA") conference. Acknowledged City Manager Sarah Campbell on concluding her Presidential tenure and congratulated Deputy City Manager Jeremiah Glisson for recipient of the FCCMA President's Award.

6. CONSENT AGENDA: The following two (2) items were on the Consent Agenda and were approved with one motion.

6.1 RESOLUTION 2012-11 AUTHORIZING THE FIRST AMENDMENT TO A GROUND LEASE AGREEMENT BETWEEN THE CITY OF FERNANDINA BEACH AND NASSAU HUMANE SOCIETY, INC. AT FERNANDINA BEACH MUNICIPAL AIRPORT, BY INCREASING THE TERM TO 40 YEARS AND PROVIDING FOR THE CONSTRUCTION BY THE NASSAU HUMANE SOCIETY OF A NEW ANIMAL RESCUE AND ADOPTION FACILITY: According to the agenda support documents, this item adopts a scrivener's error correction to Resolution 2012-11, Exhibit A; Section 3, third paragraph: "If LESSEE ~~LESSOR~~ ceases to provide municipal..." **A motion was made by Commissioner Poynter, seconded by Commissioner Minshew, to approve Resolution 2012-11, Exhibit A, scrivener's error correction. Vote upon passage of the motion was taken by ayes and nays and being all ayes, carried.**

6.2 RESOLUTION 2026-70 AUTHORIZING THE CITY ATTORNEY TO DEFEND THE CITY IN THE MATTER OF JOANNE L. WALKER V. CITY OF FERNANDINA BEACH ET AL: According to the agenda support documents, Resolution 2026-70 authorizes the City Attorney to defend the City in the matter of Joanne L. Walker v. City of Fernandina Beach, et al. **A motion was made by Commissioner Poynter, seconded by Commissioner Minshew, to approve Resolution 2026-70. Vote upon passage of the motion was taken by ayes and nays and being all ayes, carried.**

7.1 RESOLUTION 2026-71 ADOPTING A SUPPLEMENT TO THE COMMUNITY REDEVELOPMENT PLAN AS ADOPTED BY RESOLUTION 2005-113 AND AMENDED BY RESOLUTION 2013-19: According to the agenda support documents, Resolution 2026-71 adopts a Supplement to the Community Redevelopment Plan to provide for project funding allocation. City Manager Campbell gave a brief description and presentation. Mayor Antun opened the public hearing at this time.

WATERFRONT: Marian Phillips, 724 South 6th Street, inquired of boat ramp plans and stressed the importance of maintaining the working waterfront.

Commissioner Minshew stated the boat ramp remains open; one additional lane and eight boat parking spaces have been added. The only contingency for closure would be due to inclement or catastrophic weather. Additional safety measures are being added for pedestrians and boater amenities are being considered.

WATERFRONT: Sandy Kerry, 1255 Forrest Drive, concerned the proposed CRA plan supplement will increase costs, an air quality study would be a more fiscally responsible direction to protect the health and safety of the community.

A motion was made by Commissioner Minshew, seconded by Commissioner Poynter, to approve Resolution 2026-71. Vote upon passage of the motion was taken by ayes and nays

and being all ayes, carried.

7.2 RESOLUTION 2026-72 APPROVING A NON-EXCLUSIVE FRANCHISE AGREEMENT WITH BLUE SKY OF AMELIA TRANSPORTATION, LLC FOR A TROLLEY AND BUS TRANSPORT BUSINESS: According to the agenda support documents, Resolution 2026-72 approves a franchise agreement with Blue Sky of Amelia Transportation LLC to utilize trolleys as transport vehicles within the City limits.

TRANSPORTATION: Paul Nolan, 4167 South Fletcher Avenue, noted a recent gathering of transportation operators and City representatives was a successful, communicative session and suggested future quarterly meetings. Mr. Nolan asked for clarity regarding franchise agreements and noted concern for overcrowding.

TRANSPORTATION: Daniel Daly, 96062 Stoney Creek Parkway, Amelia Island Historic Tours owner/operator, sought clarification regarding the Blue-Sky franchise agreement, raised concern for stand up guides, suggested an addendum or quantity cap on transportation companies.

Downtown District Coordinator Katie Newtown reported on the recent transportation operators meeting and noted the genesis of the Blue-Sky Transportation franchise agreement is related to their use of City owned pickup/drop off/loading zones. **A motion was made by Commissioner Poynter, seconded by Commissioner Minshew, to approve Resolution 2026-72, as amended, to remove the twelve shuttle buses language (Section B1). Vote upon passage of the motion was taken by ayes and nays and being all ayes, carried.**

7.3 RESOLUTION 2026-73 ADOPTING AN INTERLOCAL AGREEMENT WITH NASSAU COUNTY, FLORIDA, FOR CONSERVATION PROPERTY MAINTENANCE OF CERTAIN PARCELS TO BE ACQUIRED UNDER NASSAU COUNTY'S CONSERVATION LANDS ACQUISITION AND MANAGEMENT PROGRAM: According to the agenda support documents, Resolution 2026-73 adopts an Interlocal Agreement between the City and County for Conservation Property Maintenance of three (3) parcels located adjacent to the Ron Sapp Egans Creek Greenway. **A motion was made by Commissioner Poynter, seconded by Commissioner Minsheww, to approve Resolution 2026-73. Vote upon passage of the motion was taken by ayes and nays and being all ayes, carried.**

7.4 RESOLUTION 2026-74 AUTHORIZING THE SOLE SOURCE PURCHASE OF SLIPSTREAMTM RIP CURRENT SIMULATOR EQUIPMENT; APPROVING REIMBURSEMENT FROM THE FLORIDA DEPARTMENT OF CHILDREN AND FAMILIES RIP CURRENT SIMULATOR TRAINING INITIATIVE; APPROVING THE ACCOMPANYING BUDGET AMENDMENT: According to the agenda support documents, Resolution 2026-74 authorizes the purchase of and reimbursement for two Rip Current Simulators in the amount of $12,750. **A motion was made by Commissioner Minshew, seconded by Commissioner Poynter, to approve Resolution 2026-74. Vote upon passage of the motion was taken by ayes and nays and being all ayes, carried.**

8.1 YOUTH ADVISORY COMMITTEE: According to the agenda support documents, there were four vacancies, three applicants for the Youth Advisory Committee. **A motion was made by Commissioner Minshew, seconded by Commissioner Poynter, to approve the appointments of Alivia Brown, Maya Kovalcik, and Gavin Shaw. Vote upon passage of the motion was taken by ayes and nays and being all ayes, carried.**

CITY MANAGER REPORTS:

EVENT: As the outgoing President of the Florida City and County Manager Association ("FCCA")

City Manager Campbell and Deputy City Manager Glisson recently attended the organization's annual conference in Orlando. City Manager Campbell thanked all for allowing her to serve and recognized Deputy City Manager Glisson for receiving the President's Award for his excellence in City service.

LEGISLATION: City Manager Campbell acknowledged the recent legislation regarding property tax reform and recommended a September 1 workshop prior to budget approval.

CITY CLERK REPORTS: City Clerk Best had no reports at this time

CITY ATTORNEY REPORTS:

UPDATE: City Attorney Prince stated an ordinance will be forthcoming to enact recent Senate Bill 803 provisions that go into effect July 1,2026, regarding changes to building department fees. A legislative update will be presented at the June 16, 2026, City Commission regular meeting.

MAYOR/COMMISSIONER COMMENTS:

ACKNOWLEDGEMENT: Commissioner Minshew acknowledged the departure of longtime residents former City Commissioner/Mayor Arlene Filkoff and husband, former Police Auxiliary Officer Steve Filkoff and thanked them for their service to the City. Commissioner Poynter reiterated sentiments regarding the Filkoff's contributions to the community and wished them well.

RECOGNITION: Commissioner Minshew and City Manager Campbell were recently recognized by the Florida League of Cities as "Home Rule Heroes" awarded for consistently reaching out to members of the Legislature to give a local perspective on important issues.

EVENT: Commissioner Minshew reminded all of the Pride Parade and Festival on Saturday June 6 and wished all a safe, successful and enjoyable celebration.

EVENT: Commissioner Tuten reported that Florida Public Utilities ("FPU") will host in person "customer care days" on Wednesday June 3 and Thursday June 4 8am-8pm at the Spring Hill Suites by Marriott, 2700 Atlantic Avenue.

DROUGHT: Commissioner Tuten announced that despite recent rainfall the drought continues to be in effect, watering hours remain restricted prior to 8am and after 6pm which are enforceable by the St. John's River Water Management District.

CONSERVATION: Commissioner Tuten proposed acquiring two parcels adjacent to the Ron Sapp Egans Creek Greenway. ***The consensus of the Commission was to direct staff to research a possible land donation.*** Commissioner Tuten suggested removing invasive, toxic Lantana which is contaminating the gene pool of native Lantana, threatening extinction.

EVENT: Commissioner Tuten attended the recent Memorial Day service and expressed enthusiasm for the upcoming Sounds on Centre and Gumball Rally events.

PRESENTATION: Commissioner Poynter proposed having a representative from the Amelia Island Tourist District Council ("TDC") give a presentation based on their biyearly report on the economics of the community. ***The consensus of the Commission was to direct staff to draft an invitation.***

RECOGNITION: Vice Mayor Ayscue recognized State Senators Dean Black and Clay Yarborough for their efforts in the recently rewarded state appropriations for the downtown sea wall.

RECOGNITION: Mayor Antun thanked Lobbyist Buddy Jacobs and Grants Administrator Lorelei Jacobs for their continued efforts and advocation on behalf of the City.

THANK YOU: Mayor Antun thanked City Manager Campbell for her service as FCCMA President and Deputy City Manager Glisson for representing the City with professionalism and integrity

EVENT: Mayor Antun reminded all of the FPU "customer care days" Wednesday June 3 and Thursday June 4 8am-8pm at the Spring Hill Suites by Marriott 2700 Atlantic Avenue.

EVENT: Mayor Antun announced the Summer Sunset Concert Series begins Sunday June 28 6-9pm at the Amelia River Waterfront Park.

ADJOURNMENT: There being no further business to come before the City Commission, the meeting was adjourned at 7:36 PM.

ATTEST:

_____
Caroline Best
City Clerk

_____
James Antun
Mayor-Commissioner

The City Commission of the City of Fernandina Beach, Florida, met in a Regular Meeting on Tuesday, June 16, 2026, at 6:00PM in City Hall Chambers. Present were Mayor James Antun presiding, Vice Mayor Darron Ayscue, Commissioners Genece Minshew, Tim Poynter, and Joyce Tuten. Also in attendance were City Clerk Caroline Best, City Attorney Teresa L. Prince, Esq., and Deputy City Manager Jeremiah Glisson.

The meeting was broadcast live for members of the public to view on the City of Fernandina Beach website (www.fbfl.us) and Channel 264 (Comcast only).

Mayor Antun called the meeting to order, and Vice Mayor Ayscue led the Pledge of Allegiance to the Flag.

The invocation was given by Associate Pastor Rachel Williams of Memorial Methodist Church.

4.1 WATERFRONT ADVISORY BOARD — ANNUAL WORK PLAN: Waterfront Advisory Board Chair Jenny Schaffer presented the Waterfront Advisory Board annual work plan in accordance with Resolution 2025-65.

4.2 PROJECT/OPERATION UPDATES: Deputy City Manager Jeremiah Glisson provided an update on pending projects and operations as follows: Area 6 Stormwater Project, paid parking, and the downtown traffic circulation study.

4.3 LEGISLATIVE UPDATE: City Attorney Teresa Prince provided a presentation regarding select issues that impact municipal operations which passed during Florida's 2026/2027 Legislative Session.

5. PUBLIC COMMENT REGARDING ITEMS NOT ON THE AGENDA OR THE CONSENT AGENDA: The following individuals spoke to this item:

TRINGALI PROPERTY: John Cascone, Esquire, 116 South 4th Street, expressed frustration regarding continued neglect of the vacant Tringali property (corner of South 3rd Street and Beech Street) and the City's lack of initiating code enforcement action to compel cleaning the overgrown, unkempt property.

NON-COMFORMING LOTS: James Pledger, 1809 Beech Street, submitted a handout, the City illegally subdivided 1809 Beech Street which created the non-conforming lot at 1826 Amelia Avenue. The City's subsequent issuance of a single-family dwelling permit is in violation of Land Development Code provisions, requested equal protection under the law be applied.

EVENTS AND ACCOLADES: Waldemar Borrero, 31 South 5th Street, recently held events Ethical Chaos and Gumball 3000 were successful. All are welcome to attend the Skate, Surf, and Film Festival this Saturday. Accolades to Coco Waldo on a variety of recent skateboard competition successes.

6. CONSENT AGENDA: The following four items were on the Consent Agenda and were approved with one motion.

6.1 APPROVAL OF MINUTES: According to the agenda support documents, the following Minutes were presented for approval: the Community Redevelopment Agency meeting of May 19, 2026, and the City Commission Regular Meeting of May 19, 2026. **A motion was made by Commissioner Poynter, seconded by Commissioner Minshew, to approve the Minutes as submitted. Vote upon passage of the motion was taken by ayes and nays and being all ayes, carried.**

6.2 RESOLUTION 2026-75 AUTHORIZING THE FLORIDA DEPARTMENT OF

TRANSPORTATION PUBLIC TRANSPORTATION GRANT AGREEMENT #443809-3-94-01 FOR THE CONSTRUCTION OF AN EXTENSION OF TAXIWAY D AT THE FERNANDINA BEACH MUNICIPAL AIRPORT: According to the agenda support documents, Resolution 2026-75 authorizes FDOT Public Transportation Grant Agreement #443809-3-94-01 in the total authorized project grant amount of $437,500, with a local match of $87,500, for Taxiway D construction/extension. **A motion was made by Commissioner Poynter, seconded by Commissioner Minshew, to approve Resolution 2026-75. Vote upon passage of the motion was taken by ayes and nays and being all ayes, carried.**

6.3 RESOLUTION 2026-76 APPROVING A BUDGET TRANSFER TO ACCOUNT FOR THE DISTRIBUTION OF COST AMONG CITY DEPARTMENTAL BUDGETS FOR THE COMPLETION OF THE IMPLEMENTATION OF THE NEW PERMITTING LICENSING SOFTWARE SOLUTION AND CITYVIEW: According to the agenda support documents, Resolution 2026-76 approves various budget transfers for the completion of the CityView implementation, in an amount not to exceed $150,160.00. **A motion was made by Commissioner Poynter, seconded by Commissioner Minshew, to approve Resolution 2026-76. Vote upon passage of the motion was taken by ayes and nays and being all ayes, carried.**

6.4 RESOLUTION 2026-77 APPROVING HASSELL CO INT LLC AS A SINGLE/SOLE SOURCE VENDOR FOR THE RESURFACING OF PORTIONS OF ASH STREET: According to the agenda support documents, Resolution 2026-77 approves the sole/single source proposal from Hassell Co Int LLC for the resurfacing of portions of Ash Street in coordination with the Area 6 drainage project, in an amount not to exceed $90,753. **A motion was made by Commissioner Poynter, seconded by Commissioner Minshew, to approve Resolution 2026-77. Vote upon passage of the motion was taken by ayes and nays and being all ayes, carried.**

7.1 RESOLUTION 2026-78 AWARDING RFP 26-05 FOR INDEPENDENT AUDITING SERVICES AND FINANCIAL STATEMENT PREPARATION TO PURVIS, GRAY AND COMPANY, LLP: According to the agenda support documents, Resolution 2026-78 awards RFP 26-05 to Purvis, Gray and Company, LLP for Fiscal Years ending September 30, 2026, 2027 and 2028 with two additional annual renewals. **A motion was made by Commissioner Poynter, seconded by Commissioner Minshew, to approve Resolution 2026-78. Vote upon passage of the motion was taken by ayes and nays and being all ayes, carried.**

8.1 (*Legislative*) FIRST READING OF ORDINANCE 2026-09: City Attorney Prince read Ordinance 2026-09 by title only, which was as follows: "AN ORDINANCE OF THE CITY COMMISSION OF THE CITY OF FERNANDINA BEACH, FLORIDA, AMENDING THE HISTORIC DOWNTOWN DESIGN GUIDELINES; AUTHORIZING ADMINISTRATIVE CORRECTION OF SCRIVENER'S ERRORS; PROVIDING FOR SEVERABILITY; AND PROVIDING FOR AN EFFECTIVE DATE." According to the agenda support documents, Ordinance 2026-09 adopts updated Historic Downtown Design Guidelines, which will be referred to as the 2026 Historic Downtown Design Guidelines. **A motion was made by Commissioner Minshew, seconded by Commissioner Poynter, to approve Ordinance 2026-09, as amended:**

- Remove "tactile mat" references
- Page VI - below "Getting Started with 4 Steps": Amend the "Note" in the top left corner to read: "Note that projects also need to comply with FL Building Code, ADA Standard for Accessible Design, and other applicable codes. And check the City Land Development Code for updates."
- Correct Land Development Code reference (4.05.01, which was amended 8/15/2025)
    - Page XIV- in the section "Setting: Landscape: "... Consider native and Florida Friendly landscape." Under both Commercial and Residential Area sections Amend to read, "Remove invasive plants. Use Florida Friendly landscape principles and utilize native plant species."

- Delete duplicated Page 4 ("Commercial Architectural Styles")
  - Page XI, second paragraph, "referenced" misspelled; Page 36, "Dark Sky/Full Cut Off" box #5 – "shield" misspelled
- Page 74 - Appendix G amend the third sentence to read: "In 2026, the City consolidated the Community Redevelopment Area board and the Marina Advisory Board, into a Waterfront Advisory Board (WAB), in order to streamline operational oversight and improve efficiency."

Vote upon passage of the motion was taken by ayes and nays and being all ayes, carried.

9.1 (*Legislative*) SECOND READING OF ORDINANCE 2026-08: City Attorney Prince read Ordinance 2026-08 by title only, which was as follows: "AN ORDINANCE OF THE CITY COMMISSION OF THE CITY OF FERNANDINA BEACH, FLORIDA, AMENDING THE CODE OF ORDINANCES OF THE CITY OF FERNANDINA BEACH, FLORIDA BY AMENDING CHAPTER 78, TRAFFIC AND VEHICLES TO CREATE DEFINITIONS FOR ELECTRIC BICYCLES AND OTHER PERSONAL MOBILITY DEVICES; TO CREATE TRAFFIC LAWS AND ENFORCEMENT MEASURES FOR ELECTRIC BICYCLES AND OTHER PERSONAL MOBILITY DEVICES TO INCLUDE A SPEED LIMIT FOR ELECTRIC BICYCLES AND OTHER PERSONAL MOBILITY DEVICES; AUTHORIZING ADMINISTRATIVE CORRECTION OF SCRIVENER'S ERRORS; PROVIDING FOR SEVERABILITY; AND PROVIDING FOR AN EFFECTIVE DATE." According to the agenda support documents, Ordinance 2026-08 imposes a 10-mph speed limit for bicycles and electric bicycles on sidewalks, trails, and paths and 20 mph speed limit for roadways. City Attorney Prince presented substantive amendments which will require a Third Reading of Ordinance 2026-08, as follows:

- *Multi-use path also known as a shared use path* means a paved, hard-surfaced facility, typically 10 to 14 feet wide, physically separated from motorized vehicular traffic by an open space or barrier designed specifically to accommodate a mix of non-motorized users, including bicyclists, pedestrians, skaters, and joggers. ~~A muti-use path also means a sidewalk as defined herein~~.

- *Recreational park* means Main Beach Park, North Beach Park, Hickory Street Park, Seaside Park, Atlantic Recreation Center Pirates Playground, Martin Luther King Jr. Recreation Center open greenspace, Peck Center open greenspace and track, Marina, including the decks, and boardwalk, Egans Creek Park, Golf Course open green space and golfcart path, Downtown area, from Ash Street to Alachua Street and Front Street to 8th Street sidewalks, Simmons Park, Sunrise Park open green space, Amelia River Waterfront Park open greenspace, as may be amended from time to time or as otherwise designated by the City.

- *Sidewalk ~~or multi- use path~~* means that portion of a street between the curbline, or the lateral line, of a roadway and the adjacent property lines, intended for use by pedestrians.

- 78-5(b) Any person who rides or operates bicycles, electric bicycles, personal mobility devices and mopeds on a roadway shall not exceed twenty- five (25) miles per hour or posted speed limit, whichever is lower.

- 78-5 (c) Any person who rides or operates bicycles, electric bicycles, personal mobility devices and mopeds on a trail network, multi-use path, City owned beaches and beaches within the City's jurisdiction shall not exceed ten (10) miles per hour.

- 78-5 (d) When not otherwise restricted by law, operating bicycles, electric bicycles, personal mobility devices and mopeds are allowed upon and along the sidewalks, ~~muti-use paths~~, or upon any unpaved portion of a public-right-of-way in the City only when operated by

human power and shall not exceed ten (10) miles per hour.

- 78-5(e) When not otherwise restricted ~~prohibited~~ by law, a person propelling a bicycle, electric bicycle, personal mobility device or moped ~~upon a multi-use paths, trail network, City owned beaches or beaches within the City's jurisdiction, sidewalk, unpaved portion of the public right-of -way, across a roadway or upon a crosswalk,~~ shall yield the right-of-way to any pedestrian and shall give an audible signal before overtaking and passing such pedestrian.

- 78-5(g) When not otherwise restricted ~~prohibited~~ by law, any person operating a bicycle, electric bicycle, personal mobility device or moped ~~upon the roadways or sidewalks within the City~~ will do so in a careful and prudent manner, having regard for speed and the need to reduce speed based on conditions, width, grade, curves, corners, traffic, and all other attendant circumstances, so as not to endanger the life, limb, or property of any person. Failure to drive in such manner shall constitute careless driving and a violation of this section.

- 78-5(j) Unless otherwise provided herein, for violations of this section, the violator shall be required to attend a course approved by the City which addresses how to properly operate a bicycle, electric bicycle, personal mobility device or moped and reviews the laws applicable thereto within 30 days of the citation date. The violator shall be required to submit a certificate of completion for the proper course to the Policy Department on or before the thirtieth (30th) day. If the course is not taken within the proper time, then a fine of $50.00 shall be levied.

- 78-5(k) For enforcement purposes, the City will issue and process notice of violations under this section using the procedures set forth in Sec. 78-91(a)(1)–(3) of this chapter, as may be amended from time to time.

CONCERNS: Jenny Schaffer, 154 South Fletcher Avenue, expressed concern for children learning how to ride bikes being unable to practice in park open space. Chief of Police Tambasco explained the purpose of the Ordinance is to curtail unsafe rider behavior and to lower rates of speed.

A motion was made by Commissioner Poynter, seconded by Commissioner Minshew, to approve Ordinance 2026-08 as amended. Vote upon passage of the motion was taken by ayes and nays and being all ayes, carried.

10.1 BOARD APPOINTMENT - YOUTH ADVISORY COMMITTEE: According to the agenda support documents, there was one Youth Advisory Committee ("YAC") vacancy and three applicants (Mona Keister, Avery Robert Lentz, and Paola Garcia Ramos). Commissioner Minshew requested consensus to increase the membership from seven to nine, amend terms to coincide with the school year, and appoint a Commissioner as liaison. Following discussion, **consensus was achieved to direct staff to amend terms to coincide with the school year, make recommendations concerning the addition of alternate members, and to appoint Commissioner Tuten as liaison. Commissioners completed ballots in which Avery Robert Lentz received three votes indicating his appointment to the Youth Advisory Committee.**

CITY MANAGER REPORTS:

KATE'S TREE: Deputy City Manager Glisson reported a significant portion of Kate's tree (located in the center of Ash Street, 700 block) fell over the weekend. Arborist reports recommend reducing the canopy to relieve the load on remaining trunks.

ATLANTIC AVENUE: Deputy City Manager Glisson indicated the Florida Department of Transportation ("FDOT") will begin the Atlantic Avenue resurfacing project in July. FDOT is hosting a public input meeting on July 9, 2026, 4:00PM – 6:00PM.

AMELIA ISLAND CONVENTION AND VISITORS BUREAU: Deputy City Manager Glisson noted the Amelia Island Convention and Visitors Bureau will present at the July 21, 2026, City Commission regular meeting.

CITY CLERK REPORTS: City Clerk Best had no reports at this time.

CITY ATTORNEY REPORTS:

TRINGALI PROPERTY: City Attorney Prince stated Code Enforcement was not initially involved in efforts to maintain the Tringali property due to the stop work order being in effect.

THANKS: City Attorney Prince thanked Grants Administrator Lorelie Jacobs for her work on the legislative update's presentation.

AD VALORUM LAWSUIT: City Attorney Prince stated a complaint has been filed in Leon County circuit court due to the ballot statement not being objective / neutral and attempts to sway voters. No hearings are set at this time.

MAYOR/COMMISSIONER COMMENTS:

LAND DEVELOPMENT CODE AMENDMENTS: Commissioner Poynter requested Land Development Code Section 1.03.04 and Section 1.03.05 be amended as soon as possible to clarify language.

TRINGALI PROPERTY: Commissioner Poynter expressed support for John Cascone's assertion that the Tringali property is in deplorable condition, recommended the City proceed with Code Enforcement proceedings and lien the property in the event the City incurs cleanup costs. Commissioner Minshew concurred.

FAREWELL: Commissioner Minshew thanked Memorial United Methodist Church Pastor Charlie for eight years of dedicated service and wished him a fond farewell upon being transferred to Gainesville.

JUNETEENTH SPECIAL EVENT: Commissioner Minshew announced all are invited to attend the family friendly Juneteenth special event Saturday, June 20, 12:00PM – 7:00PM at the Elm Street Recreation Center to enjoy food, live music, games, and bounce houses.

KUDOS: Commissioner Tuten thanked Ocean Rescue staff for recent efforts to raise riptide awareness to unaware beach goers.

KUDOS: Commissioner Tuten thanked Animal Control staff for wrangling a recently abandoned rooster and successfully relocating it to an area farm.

KUDOS: Commissioner Tuten thanked the Police Department and Police Auxiliary for their work at recent numerous special events.

AMELIA RIVER WATERFRONT PARK LIGHTING: Commissioner Tuten requested staff look into reducing the Amelia River Waterfront Park lighting.

DROUGHT: Commissioner Tuten noted that despite recent rainfall, the St. Johns River Water Management District Phase 3 drought restrictions are still in effect. Thanks to Parks and Recreation and the Golf Club for reducing irrigation and deferring pressure washing projects.

AMELIA ISLAND TOURIST DEVELOPMENT TAX: Vice Mayor Ayscue stated the City must submit an application to the Nassau County Board of County Commissioners/Amelia Island Tourist Development Council for their consideration to fund City capital improvement projects.

AMELIA ISLAND TOURIST DEVELOPMENT TAX: Commissioner Poynter, the Amelia Island Tourist Development Council City representative, stated that in their September 2025 meeting, he made a motion for all Tourist Development Tax dollars collected in the City remain in the City for infrastructure improvements. The motion was subsequently tabled and has not been revisited. Following discussion, **staff was directed to schedule a City Commission/Nassau County Board of County Commission ("BOCC") joint workshop and send a letter to the BOCC requesting Tourist Development Tax revenue to fund City capital improvement projects.**

HOMETOWN 4TH OF JULY FIREWORK SHOW: Mayor Antun announced Light Up Amelia, in partnership with the City and Florida Public Utilities, presents the Hometown 4th of July Firework Show starting at 6:00PM on Front Street. This year will feature music, food trucks, and commercial vendors. Fireworks begin at 9:00PM.

AMELIA ISLAND CHAPTER OF THE DAUGHTERS OF THE AMERICAN REVOLUTION: Mayor Antun reported the Amelia Island Chapter of the Daughters of the American Revolution will host a commemorative reading of the Declaration of Independence in honor of America's 250th birthday. The public is invited to attend this free event slated to begin with a drum promenade from the Monument to Our Fallen at the waterfront: Wednesday, July 8, 5:30PM.

GUMBALL 3000: Mayor Antun chronicled the Gumball 3000 rally recently made their first-ever stop in Fernandina Beach ahead of the FIFA World Cup. The event brought global attention and meaningful local impact. Through the Gumball 3000 Foundation, a showcase was held at Poe Pinson Skate Park. More than 100 local youth received skateboards, helmets, and protective gear—fostering the next generation of skaters.

ADVANCED LIFE SUPPORT COMPETITION TEAM: Mayor Antun reported that in furtherance of safeguarding residents, the Fire Department recently formed its first Advanced Life Support Competition Team which recently competed in the "First There" competition against some of the States top EMS providers. We are proud of the Team's City representation and look forward to seeing the program grow.

COFFEE WITH A COP: Mayor Antun announced Coffee with a Cop is back. The public is invited to join members of the Police Department at Mocama Coffee for questions and conversation: Wednesday, June 25, 9:00AM.

ADJOURNMENT: There being no further business to come before the City Commission, the meeting was adjourned at 8:35PM.

ATTEST:

_____
Caroline Best
City Clerk

_____
James Antun
Mayor-Commissioner

CITY COMMISSION AGENDA ITEM
City of Fernandina Beach

SUBJECT: Resolution 2026-79
Proposal Approval — Hubbard Construction Company

ITEM TYPE: Resolution (w/ fiscal impact)

REQUESTED ACTION: Consider Resolution 2026-79.

SYNOPSIS: The City Commission, at their September 19, 2023, regular meeting, adopted Resolution 2023-171 awarding Invitation to Bid ("ITB") 23-27 to Hubbard Construction Company for asphalt milling, resurfacing, and pavement, whose contract expires September 30, 2026.

Atlantic Coast Asphalt Company, a division of Hubbard Construction Company, provided a proposal, in the amount of $385,624, including a 5% contingency, for the resurfacing of certain City streets, attached hereto as Exhibit A.

The determination of what roads are to be resurfaced is made through internal review of pavement condition reports, available funding, and planned utility work. The schedule for street resurfacing is part of the 5-year Capital Improvement Plan.

FISCAL IMPACT: Funds are available and budgeted in the Capital Streets Paving & Resurfacing account, 3004100 56320, Project #26000.

CITY ATTORNEY COMMENTS: No additional comments.

CITY MANAGER RECOMMENDATION(S): I recommend that the City Commission adopt proposed Resolution 2026-79.

Catherine Sabattini, Public Works/Operations Director	06/17/2026
Jeremiah Glisson, Deputy City Manager	06/25/2026
Kimberly Elliott-Briley, Deputy City Clerk	06/25/2026
Teresa Prince, City Attorney	06/25/2026
Alisha Brown, Budget Analyst	06/26/2026
Susan Carless, Comptroller	06/26/2026
Sarah Campbell, City Manager	06/29/2026
Annette Lumetta, Legal Assistant	06/29/2026



Date: June 16, 2026

Submitted By: Catherine Sabattini, Public Works/Operations Director

COMMISSION ACTION: Adopt

RESOLUTION 2026-79

A RESOLUTION OF THE CITY COMMISSION OF THE CITY OF FERNANDINA BEACH, FLORIDA, APPROVING A PROPOSAL FROM ATLANTIC COAST ASPHALT COMPANY, A DIVISION OF HUBBARD CONSTRUCTION COMPANY, FOR PHASE 3 STREETS RESURFACING; AUTHORIZING ADMINISTRATIVE CORRECTION OF SCRIVENER'S ERRORS; AUTHORIZING EXECUTION; AND PROVIDING FOR AN EFFECTIVE DATE.

WHEREAS, the City Commission, at their September 19, 2023, regular meeting, adopted Resolution 2023-171 awarding Invitation to Bid ("ITB") 23-27 to Hubbard Construction Company for asphalt milling, resurfacing, and pavement, which contract expires September 30, 2026; and

WHEREAS, Atlantic Coast Asphalt Company, a division of Hubbard Construction Company, provided a proposal, in the amount of $385,624, including a 5% contingency, for the resurfacing of certain City streets, attached hereto as Exhibit A; and

WHEREAS funds are available and budgeted in the Capital Streets Paving & Resurfacing account, 3004100 56320, Project #26000.

NOW, THEREFORE, BE IT RESOLVED BY THE CITY COMMISSION OF THE CITY OF FERNANDINA BEACH, FLORIDA, THAT:

SECTION 1. The City Commission hereby approves the proposal Atlantic Coast Asphalt Company, a division of Hubbard Construction Company, for Phase 3 streets resurfacing, in an amount not to exceed $385,624, attached hereto as Exhibit A.

SECTION 2. The City Clerk and City Manager are hereby authorized to execute said proposal, upon review and approval of the City Attorney.

SECTION 3. The City Manager, or his or her designee, may administratively correct typographical and/or scrivener's errors of this Resolution which do not make substantive changes or otherwise affect the intent of the Resolution, upon receiving approval of the City Attorney, by filing a corrected or recodified copy of same with the City Clerk.

SECTION 4. This Resolution shall become effective immediately upon passage.

ADOPTED this 7th day of July, 2026.

CITY OF FERNANDINA BEACH

_____
JAMES ANTUN
Mayor – Commissioner

ATTEST:

_____
CAROLINE BEST

APPROVED AS TO FORM & LEGALITY:

_____
TERESA L. PRINCE, ESQ.

City Clerk

City Attorney

Resolution 2026-79
Exhibit "A"

HUBBARD CONSTRUCTION COMPANY
d/b/a Atlantic Coast Asphalt Company
11231 Phillips Industrial Blvd., Suite 200
Jacksonville, FL 32256
Tel: 904.786.1020
asphalt@hubbard.com

ATLANTIC COAST ASPHALT

To:	City of Fernandina Beach		
Address:	204 Ash Street	**Attn:**	Cathy Sabattini
	Fernandina Beach, FL 32034	**Email:**	csabattini@fbfl.org
Phone:	(904) 277-7300	**Mobile:**	() -

Estimate:	26-174-1		
Project:	Fernandina Beach (23-27)-FY26 Resurfacing Phase 3		
Bid Date:	06/03/2026	**Addenda:**	1
Completion:	September 30, 2026	**Revised:**	

Item	Description	Quantity	Unit	Unit Price	Ext Price
1-A	1.50" TYPE S-III (>1,000 SY)	18,607.000	SY	$ 18.65	$347,020.55
1-B	1.50" MILLING (> 1,000 SY)	3,343.000	SY	$ 5.75	$19,222.25
1-D	MOBILIZATION (> 1,000 SY)	1.000	EA	$ 100.00	$ 100.00
	PROJECT CONTINGENCY (5.00%)	1.000	LS	$19,281.20	$19,281.20
				GRAND TOTAL:	**$385,624.00**

Respectfully submitted,

Dustin Baker - Senior Estimator

VINCI CONSTRUCTION USA

Resolution 2026-79
Exhibit "A"

Phase 3	From	To	Resurface	Length	Width	Square YARD
Highland Drive	N 15th Street	N 14th Place	1.5" overlay	464	20	1,031
First Ave.	Bill Melton Rd.	Ozello Ave.	1.5" overlay	613	20	1,362
Park Ave.	S. 14th St.	Park Ln.	1.5 mill & overlay	885	34	3,343
Bill Melton	S. Fletcher Ave.	Via Del Rey	1.5" overlay	1,450	25	4,028
N. 8th St.	Atantic Ave.	Alachua St.	1.5" overlay	460	25	1,278
N. 8th St.	Broome St.	Escambia St.	1.5" overlay	1,410	25	3,917
Broome St.	N. 17th St.	N. 19th St.	1.5" overlay	670	20	1,489
Alachua St.	N. 7th St.	N. 8th St.	1.5 overlay	251	20	558
Kelp St. / S. 7th St.	S. 8th St.	Jasmine St.	1.5' overlay	655	22	1,601
						18,607

Extension of Bid Based on Mutual Agreement
2025/2026 for
Milling, Paving, Patching, Striping of
Asphalt Roads and Parking Lots

Whereas, the agreement for Milling, Paving, Patching, Striping of Asphalt Roads and Parking Lots was entered into between the City of Fernandina Beach and Hubbard Construction Company on September 19, 2023 for the period of one year; and

Whereas, this bid award, ITB 23-27, was approved by the City Commission of the City of Fernandina Beach on September 19, 2023 via Resolution Number 2023-171; and

Whereas, the City continues to have a need for the products or services provided under this agreement; and

Whereas, the bid specifications provided for the length of the agreement to be one year, with two one-year renewals possible based on the mutual consent of the parties; and

Whereas, the parties to this bid award had extended the existing agreement for the first additional year of the renewal, and now desire to extend the existing agreement, all terms and conditions as previously provided, for one additional year, making this the second and final year of renewal.

Now, therefore, the parties agree as follows:

1. That this executed agreement for Asphalt Milling, Paving, Patching, Striping of Asphalt Roads and Parking Lots with Hubbard Construction is hereby extended for one additional year, making this the second and final year of renewal.

2. That all terms and conditions of the executed agreement remain in full force and in effect.

3. That the new expiration date for this agreement is September 30, 2026.

4. That the original bid form is attached hereto as ITB 23-27, Exhibit A-1, and it shall remain the same.

CITY OF FERNANDINA BEACH

SARAH CAMPBELL
City Manager
Date: 8/4/25

ATTEST:

CAROLINE BEST
CITY CLERK
Date: 8/5/25

APPROVED AS TO FORM:

HARRISON W. POOLE, ESQ
CITY ATTORNEY PRO TEM
Date: 7/24/25

FUNDING SOURCE: 510-58600

APPROVED AS TO FUNDING AVAILABILITY:

SUSAN CARLESS
CITY COMPTROLLER
Date: 7/24/25

HUBBARD CONSTRUCTION COMPANY

By: William Dumas
Title: Assistant Secretary
Date: 7-15-2025

HUBBARD CONSTRUCTION COMPANY

Witness:

Name Date 7-15-25

CITY OF FERNANDINA BEACH, FLORIDA
INVITATION TO BID 23-27
MILLING, PAVING, PATCHING, STRIPING OF ASPHALT ROADS AND PARKING LOTS

Federal Taxpayer ID: 59-0594298

Mailing Address: 1936 Lee Road, Suite 300

City, State, & Zip Code: Winter Park, FL 32789

Telephone: 407-645-5500 **Fax:** N/A

Email: asphalt@hubbard.com

Submitted By: P. Frederick O'Dea, Jr.

Title: VP/CFO/SEC/TRES

FIRM Accepts Credit Cards*: Yes (No)

Accounting Contact:

Name: Christopher White **Title:** Division Controller

Email Address: christopher.white@hubbard.com **Phone:** 904-309-5530

***See preferred method of payment under "Prompt Payment Act" section of the General Conditions**

THIS FORM MUST BE INCLUDED WITH BID/PROPOSAL

EXHIBIT "A-1"

BID PRICING FORM

Price is in accordance with the Specifications and the General Conditions of the ITB as provided.

Milling & Paving

a) **1 – 1.5" Asphalt Paving, Type S1 – S3, GREATER THAN 1000 SQ YD**
Per SQ.YD Amount: $ 18.65

b) **1 – 1.5" Asphalt Milling, GREATER THAN 1000 SQ YD** **Per SQ.YD Amount:** $ 5.75

c) **Mobilization price is per event and consists of multiple runs milling and paving runs at VARIOUS locations. All paving work will be within a 5-mile radius.**

d) **MOBILIZATION** - includes general conditions, bonds, insurance, maintenance of traffic and other work related to performance of the work not included in the unit prices listed above

Mobilization Lump Sum per event $ 100.00

Milling & Patch Paving

a) **1 – 1.5" Asphalt Paving, Type S1 – S3, LESS THAN 1000 SQ YD** **Per SQ.YD Amount: $** 54.60

b) **1 – 1.5" mill existing asphalt, LESS THAN 1000 SQ YD** **Per SQ.YD Amount: $** 23.70

c) **MOBILIZATION** - includes general conditions, bonds, insurance, maintenance of traffic and other work related to performance of the work not included in the unit prices listed above. **Mobilization price is per event and consists of multiple milling and paving runs at VARIOUS locations. All patchwork will be within a 5-mile radius.**

Mobilization Lump Sum per event $ 100.00

Pavement Markings & Thermoplastic

a) **Striping/Marking of solid line**
FDOT thermo-paint, Ref Section 710
GREATER THAN 1,000 LINEAR FEET **Per. Linear Foot Amount: $** 10.50

b) **Striping/Marking of solid line**
FDOT THERMOPLASTIC, Ref Section 710
GREATER THAN 100 LINEAR FEET **Per. Linear Foot Amount: $** 104.80

THIS FORM MUST BE INCLUDED WITH PROPOSAL

EXHIBIT "B"

SWORN STATEMENT UNDER F.S. SECTION 287.133(3) (A), ON PUBLIC ENTITY CRIMES
THIS FORM MUST BE SIGNED IN THE PRESENCE OF A NOTARY PUBLIC OR OTHER OFFICER AUTHORIZED TO ADMINISTER OATHS.

1. This sworn statement is submitted with Bid, Proposal or Contract for Fernandina Beach.

2. This sworn statement is submitted by (entity) Hubbard Construction Company whose business address is 1936 Lee Rd Suite 300 Winter Park, FL 32789 and (if applicable) Federal Employer Identification Number (FEIN) is 59-0594298 (If a Sole Proprietor and you have no FEIN, include the last four (4) digits of your Social Security Number: N/A .)

3. My name is P. Frederick O'Dea, Jr. and my relationship to the entity named above is VP/CFO/SEC/TRES .

4. I understand that a "public entity crime" as defined in Paragraph 287.133(a) (g). Florida Statutes, means a violation of any state or federal law by a person with respect to and directly related to the transaction of business with any public entity or with an agency or political subdivision of any other state or with the United States, including, but not limited to, any proposal or contract for goods or services to be provided

RESOLUTION 2023-171

A RESOLUTION OF THE CITY COMMISSION OF THE CITY OF FERNANDINA BEACH, FLORIDA, AWARDING INVITATION TO BID 23-27 TO HUBBARD CONSTRUCTION COMPANY FOR MILLING, PAVING, PATCHING, AND STRIPING OF ASPHALT ROADS AND PARKING LOTS FOR FISCAL YEAR 2023/2024; AUTHORIZING EXECUTION; AND PROVIDING FOR AN EFFECTIVE DATE.

WHEREAS, the City's bid process was utilized to secure bids for Milling, Paving, Patching, and Striping of Asphalt Roads and Parking Lots with Invitation to Bid (ITB) 23-27; and

WHEREAS, ITB 23-27 for Milling, Paving, Patching, Striping of Asphalt Roads, and Parking Lot was advertised according to purchasing policies and procedures; and

WHEREAS, three bids were received on August 17, 2023, and after review, staff recommends awarding ITB 23-27 to Hubbard Construction Company for Fiscal Year 2023/2024; and

WHEREAS, the bid contains two one-year renewal options; and

WHEREAS, funding for this type of work are included in various departmental accounts.

NOW, THEREFORE, BE IT RESOLVED BY THE CITY COMMISSION OF THE CITY OF FERNANDINA BEACH, FLORIDA, THAT:

SECTION 1. The City Commission hereby awards ITB 23-27 to Hubbard Construction Company for Fiscal Year 2023/2024.

SECTION 2. The City Clerk and Interim City Manager are hereby authorized to execute documents relating to the bid award upon review and approval of the City Attorney.

SECTION 3. This Resolution shall become effective immediately upon passage.

ADOPTED this 19th day of September, 2023.

CITY OF FERNANDINA BEACH

Bradley M. Bean

BRADLEY M. BEAN
Mayor – Commissioner

ATTEST:

Caroline Best

CAROLINE BEST
City Clerk

APPROVED AS TO FORM & LEGALITY:

TAMMI E. BACH
City Attorney

Resolution 2023-171

AGREEMENT TO FURNISH SERVICES TO THE

CITY OF FERNANDINA BEACH, FLORIDA

This AGREEMENT made on the 19th day of September, 2023 between the **City of Fernandina Beach**, a municipal corporation whose address at 204 Ash Street, Fernandina Beach, Florida 32034 ("CITY") and the vendor, **Hubbard Construction Company** whose address is 1936 Lee Rd Suite 300, Winter Park, Florida 32789, ("VENDOR").

For the consideration hereinafter set forth, **Hubbard Construction Company** hereinafter referred to as the VENDOR, agrees to provide professional services to the City of Fernandina Beach, as follows:

1. **SCOPE OF SERVICES** - The parties hereto agree that under this Agreement, the vendor will provide professional services of a specified nature as described in Exhibit "A" - Scope of Services, attached hereto and incorporated as if fully set forth herein, when and if the CITY requests the VENDOR to provide such services.

2. **TERM OF AGREEMENT** - This Agreement will commence on October 1, 2023, and be for a period of one year, with the option of two one-year renewals as approved by Resolution 2023-171.

3. **ENTIRE AGREEMENT** - The terms, specifications and drawings included in this Agreement when duly executed constitute the entire agreement between the parties, unless otherwise stated on the face of the order. Acceptance of this Agreement will be unqualified, unconditional, and subject to and expressly limited by the Terms and Conditions hereon. CITY and the VENDOR will not be bound by additional provisions or provisions at variance herewith that may appear in the VENDOR's quotation, acknowledgment in force, or any other communication from VENDOR to CITY unless such provision is expressly agreed to and confirmed in writing. No modification or waiver of terms of the agreement is binding unless in writing, signed by the City Manager and confirmed by a representative of the VENDOR. This agreement will be interpreted in accordance with the laws of the State of Florida.

4. **DELIVERIES/INPECTIONS** - In the event of failure to deliver material of the quality or within the time specified, CITY may cancel the order and buy elsewhere. Failure of CITY to exercise this option with respect to any installment will not be deemed a waiver with respect to future installments, if any. Materials will be received subject to CITY's right to inspect and test all materials at destination before acceptance. VENDOR must pay transportation costs and the cost of inspecting and testing of materials which are rejected by City.

5. **CONTINGENCIES** - Neither party will be liable for delays or defaults due to acts of God, government authority or public enemy, war, fires, floods, epidemics, strikes, labor troubles, freight embargoes or contingencies reasonably beyond its control The party so affected, upon prompt written notice to the other party, will be excused from making or taking deliveries or goods and/or services hereunder to the extent of such prevention or restriction. At City's option, deliveries so omitted will be made on notice thereof to the VENDOR, upon cessation of such contingency, even though such might have been operative at the date of this order.

6. **GOVERNMENT REGULATIONS** - VENDOR warrants that all applicable laws and regulations of government authority, covering the production, sale and delivery of the materials and performance of services specified herein, have been complied with and will indemnify and save CITY harmless from and against any liability or loss resulting from VENDOR's failure to do so.

7. **WARRANTIES** - In addition to all warranties, established by statute or common law, or set forth elsewhere in this order, VENDOR expressly warrants that all material or services conform to all specifications, drawings, samples, and descriptions furnished or adopted by CITY and will be of best quality and fit and sufficient for the purpose for which purchased. If specified hereon, merchantable, of good material and workmanship and free from all patent and latent defects. CITY's failure to give notice to VENDOR of any breach or warranty does not discharge VENDOR of any breach of warranty and will not discharge Vendor's liability therefor. Without limiting the generality of any of the foregoing, VENDOR agrees to be responsible for all defects in design, workmanship and materials which may become apparent within twelve months of receipt by CITY.

8. **INSTALLATION** - If the scope of services requires the services of experts or employees on CITY's premises, such experts or employees are not deemed to be the agents or employees of CITY. Such parties are subject to CITY's safety rules and fire regulations. VENDOR assumes full responsibility for their acts and omissions and agrees to save CITY harmless from any claims arising therefrom and to accept exclusive liability for payroll and other taxes imposed upon the employer by law. VENDOR will undertake to keep the materials and premises involved free from any lien whatsoever for materials and labor incident to the performance of personality for a lump sum amount. VENDOR agrees to furnish an analysis thereof as CITY may reasonably require for accounting purposes. VENDOR will be solely responsible for materials furnished by CITY on other than a charge basis in connection with this agreement.

9. **NON-DISCLOSURE** - Without prior written consent of the CITY in each instance, VENDOR may not reveal to a third party the details, characteristics or any information on materials made to the special order of CITY or use reproductions thereof in any promotional media or reveal that CITY is purchasing the materials ordered hereunder.

10. **OCCUPATION SAFETY AND HEALTH ACT** - VENDOR certifies that all material, equipment, etc. supplied under terms of this Agreement meets all O.S.H.A. requirements. VENDOR further certifies that, if the material, equipment, etc. delivered is subsequently found to be deficient in accordance with any O.S.H.A. requirement in effect on date of delivery, all costs necessary to bring the material, equipment, etc. into compliance with the O.S.H.A. requirements will be borne by the VENDOR.

11. **PERMITS** - VENDOR is responsible for obtaining any permits necessary to complete the work covered by this order, at its own expense, prior to starting any work under this order.

12. **INDEMNIFICATION** -The parties recognize that VENDOR is an independent contractor. VENDOR agrees to assume liability for and indemnify, hold harmless, and defend the CITY, its Commissioners, Mayor, officers, employees, agents, and attorneys of, from, and against all liability and expense, including reasonable attorney's fees, in connection with any and all claims, demands, damages, actions, causes of action, and suits in equity of whatever kind or nature, including claims for personal injury, property damage, equitable relief, or loss of use, arising directly or indirectly out of or in connection with any negligent and/or deliberate act or omission of VENDOR, its officers, employees, subcontractors, agents, and representatives. VENDOR's liability hereunder includes all attorney's fees and costs incurred by the CITY in the enforcement of this indemnification provision. This includes claims made by the employees of VENDOR against the CITY and VENDOR hereby waives its entitlement, if any, to immunity under Section 440.11, Florida Statutes. The obligations contained in this provision are not limited by the amount of any insurance required to be obtained or maintained by VENDOR. In addition, VENDOR agrees to assume liability for and indemnify, hold harmless and defend the CITY, its Mayor, Commissioners, officers, employees, attorneys, agents and representatives of, from, and against all liability and expense, including reasonable attorneys' fees, in connection with any and all claims, including claims for injunctive or equitable relief, and damages whatsoever for personal injuries or property damage, including loss of use, arising out of VENDOR's violation or alleged violation of any third party's trade secrets, proprietary information, trademark, copyright, or patent rights in connection with VENDOR's licensing of any software, hardware, uploads or downloads delivered to the CITY pursuant to this Agreement and/or arising out of the negligent or deliberate act or omission of VENDOR, its officers, employees, volunteers, representatives or agents. Nothing contained in the foregoing indemnification will be construed to be a waiver of any immunity or limitation of liability the CITY may have under the doctrine of sovereign immunity or Section 768.28, Florida Statutes.

13. **INSURANCE** – VENDOR must procure and maintain worker's compensation insurance and commercial general liability insurance satisfactory to the CITY, with liability limits of not less than One Million Dollars ($1,000,000) combined single limit per occurrence for bodily injury and property damage liability, with a certificate of insurance to be furnished to the CITY naming the CITY OF FERNANDINA BEACH as an additional insured. It is understood and agreed that the coverage afforded by VENDOR's commercial general liability insurance also applies to CITY as an additional insured. Such policy must provide that cancellation or changes to such insurance will not occur without at least thirty (30) days prior written notice to the CITY. This requirement for proof of insurance may be modified only through approval of the City Manager and City Attorney.

14. **PAYMENT & TAXES** – Invoices must be submitted to the CITY's billing address. Payment due hereunder will be made by the CITY to VENDOR in accordance with the Florida Local Government Prompt Payment Act. The CITY is exempt from Federal Taxes on transportation charges and any Federal Excise Tax. If you prepay transportation charges, do not pay tax as the CITY will not reimburse you for the taxes paid. The CITY also is exempt from State Sales Tax.

15. **ASSIGNMENT** - VENDOR may not assign this Agreement or any part thereof without written consent of the CITY. Such consent will not relieve VENDOR from its obligations and liabilities hereunder.

16. **TERMINATION** - The CITY or the VENDOR may terminate, suspend, or delay this agreement for any reason by giving at least thirty (30) days written notice to the other party of their intent to terminate, suspend, or delay. In the event the agreement is terminated, suspended or delayed by the CITY for reasons unrelated to the quality of work provided by the VENDOR, the CITY will pay the VENDOR in full for all work previously authorized and actually performed prior to the Notice of Termination, Suspension or Delay. This payment will be the sole financial obligation or responsibility of the CITY for compensation in the event of termination, suspension or delay in accordance with the provisions of this paragraph. This Agreement will continue in effect until a Notice of Termination, Suspension or Delay is given by either party as set forth above. Upon termination, suspension or delay, at the CITY's request, the VENDOR must turn over to the CITY all work products and deliverables completed or partially completed up to the date of termination, suspension or delay, including but not limited to, subcontractor work products, reports, surveys, drawings, model results, and specifications. The CITY will have full rights to use all such work products and deliverables for any project, and in any manner, in the sole discretion of the CITY. The CITY accepts sole responsibility for the use of the above-referenced work products and deliverables unless prior written approval is obtained from the VENDOR.

17. **SEVERABILITY** - If any section, subsection, sentence, clause, phrase, or portion of this contract is for any reason held invalid or unconstitutional by any court of competent jurisdiction, such portion will be deemed separate, distinct, and independent provision, and such holding will not effect the validity of the remaining portion thereof.

18. **PUBLIC RECORDS LAW REQUIREMENTS** – Pursuant to Section 119.0701, Florida Statutes, a VENDOR performing services for the CITY must: (a) keep and maintain all public records as that term is defined in Chapter 119, Florida Statutes ("Public Records"), that ordinarily and necessarily would be required by the CITY in order to perform the work contemplated by this Agreement; (b) provide the public with access to Public Records, on the same terms and conditions that the CITY would provide the records and at a cost that does not exceed the costs provided in Chapter 119, Florida Statute, or as otherwise provided by law; (c) ensure that Public Records that are exempt and confidential and exempt from public records disclosure requirements are not disclosed except as authorized by law; (d) meet all the requirements for retaining Public Records and transfer, at no cost to the CITY, all public records in possession of Vendor within thirty (30) days after termination of this Agreement. All Public Records stored electronically must be provided to the City in a format that is compatible with the information technology of the CITY. If Vendor does not comply with a public records request, the CITY may pursue any and all remedies available in law or equity, including but not limited to specific performance. **If the Vendor has questions regarding the application of Chapter 119, Florida Statutes, to the Vendor's duty to provide Public Records relating to this contract, contact the Custodian of Public Records at 904-310-3115, cbest@fbfl.org, 204 Ash Street, Fernandina Beach, FL.**

IN WITNESS WHEREOF, the parties hereto have made and executed this Agreement on the day and date first above written:

CITY OF FERNANDINA BEACH, FLORIDA,

a municipal corporation

9/27/23

Charles L. George, Interim City Manager

Approved as to Form & Legality:

Tammi Bach, City Attorney

Attest:

Caroline Best 9/27/23

Caroline Best, City Clerk

VENDOR

By: William Dumas

Title: Assistant Secretary

WITNESS:

Name: Diana Wagner

Sign: Diana Wagner

CITY OF FERNANDINA BEACH, FLORIDA
INVITATION TO BID 23-27
MILLING, PAVING, PATCHING, STRIPING OF ASPHALT ROADS AND PARKING LOTS

INTRODUCTION

The City of Fernandina Beach, Florida is accepting competitive sealed bids for **MILLING OF EXISTING ASPHALTIC CONCRETE ROADWAYS AND PARKING LOT RESURFACING USING TYPES-1 OR TYPE S-3 ASPHALT; STREET ASPHALT PATCHING AND PAVING LESS THAN 1,000 TOTAL SQUARE YARDS; CENTERLINING, PAVEMENT MARKERS AND THERMPLASTIC APPLICATION.**

The City will receive sealed bids at the location stated below not later than **2:30pm, August 17, 2023.**

Any submittal received after the above stated time and date will not be considered. It will be the sole responsibility of the Bidder to have its Bid delivered to the City of Fernandina Beach, by U.S. Mail, hand delivery or any other method available to him/her; however, facsimile or electronic submittals will not be accepted. Delay in delivery will be the sole responsibility of the Bidder. Submittals received after the deadline will not be considered. Award of the Bid is subject to authorization and appropriation of funds in the fiscal year 2023-2024 budget.

BIDDERS ARE REFERRED TO THE ATTACHED GENERAL CONDITIONS FOR OTHER IMPORTANT INFORMATION REGARDING THE BID PROCESS, REQUIREMENTS AND EXHIBITS.

The original bid submittal (**1 original, 2 copies and 1 electronic copy, CD or thumb drive**) must be delivered to City Hall in a sealed package, clearly marked on the outside, **ITB #23-27** and addressed to:

City of Fernandina Beach
Attn: City Clerk's Office – **ITB #23-27**
204 Ash Street
Fernandina Beach, FL 32034

Hand delivered Submittal is to be taken to the Clerk's Office at the above address.

The bid must be submitted on the specified **Contact Sheet** (**1 original, 3 copies1 electronic copy, CD or thumb drive**), hereto attached as "**Exhibit A**", **Bid Pricing Form** herein attached as **"Exhibit A-1"**. The person signing the Bid Response Form must have the authority to bind the proposer to the Bid. All information on the Bid form must be provided, or the Bid may not be accepted.

The competitive sealed Bid must be accompanied by a **"Public Entity Crimes",** herein provided as "**Exhibit B**", **"Drug-Free Workplace Certification"** herein provides as **"Exhibit C"**, "**E-Verify Statement**" herein provided as **"Exhibit D"**, **"Proposer Acknowledgements and Agreements"**, herein provided as "**Exhibit E**", **"Conflict of Interest",** herein provided as, "**Exhibit F**", **"Non-Collusion Affidavit",** herein provided as "**Exhibit G" and "Dispute Disclosure",** herein provided as **"Exhibit H".**

FIRM SHALL SIGN AND INCLUDE EXHIBITS "A-H". Failure to so, may result in rejection of the bid.

An example of the City of Fernandina Beach contract is included in this bid packet.
In accordance with Item 16, General Terms and Conditions, please provide **proof the Contractor/Vendor is not listed in the Excluded Parties List System**, a federal suspension and debarment listing.

SPECIFICATIONS AND SCOPE:

CITY OF FERNANDINA BEACH, FLORIDA
INVITATION TO BID 23-27
MILLING, PAVING, PATCHING, STRIPING OF ASPHALT ROADS AND PARKING LOTS

MILLING AND PAVING OF EXISTING ASPHALT ROADS AND PARKING LOTS USING TYPE S-1 and S-3 ASPHALT BETWEEN 1,000 – 50,000 square yards

Contractor is to furnish all supervision, labor, equipment, maintenance of traffic and other material necessary to mill and lay asphalt. Subcontractors must be insured for the coverage limits required by the City and meet Drug Free workplace requirements.

Contractor will be required to meet all FDOT requirements and will be responsible for managing all pedestrian and vehicle traffic control and site clean-up.

Type S1 -and Type S3 Asphalt must comply with Florida Department of Transportation Standards Manual specifications.

Material and installation bid is to be quoted per SQUARE YARD indicating price break intervals based on quantity.

Milling Bid is to be quoted per SQUARE YARD indicating price break levels based on quantity.

Targeted date for start of work is 21 days from notice to proceed, depending upon weather.

PATCH PAVING OF EXISTING ASPHALT ROADS AND PARKING LOTS USING TYPE S-1 and S-3 ASPHALT LESS THAN 1,000 square yards

Utility cut patching with asphalt up to 2" thick. Typical job will be in a number of locations within active City streets. Contractor will be required to remove excess lime rock, cold mix, or asphalt to obtain min 2" depth. Contractor will be required to saw-cut asphalt as needed. Patching must be completed within 21 days of request.

The Contractor must finish to grade, sand seal, and place asphalt pavement per FDOT standards at various locations throughout the City. Typical job will be between 50 and 1,000 square yards and will be within active City streets. The City of Fernandina Beach will provide lime rock and grading to within 2" of finished grade.

Patch paving will be completed in a timely manner after notice to proceed and coordinated with the City's Street Maintenance Manager. Targeted date for start of work is 21 days from notice to proceed, depending upon weather.

QUALIFICATIONS:

This is a continuing contract and there is no guaranteed minimum amount that will be awarded. Amounts shown on Exhibit "A-1", Bid Pricing Form, are to be used solely for purposes of establishing unit prices for work performed during the life of the contract.
The City of Fernandina Beach reserves the right to increase or decrease estimated annual quantities to meet additional or reduced requirements based on the City's budget.

Contractor will be required to comply with FDOT specifications and requirements. Contractor will be responsible for all maintenance of traffic through job completion. No separate payment must be made for maintenance of traffic. All clean up and disposal of excess material will be the Contractor's responsibility.

Surcharges or fees will not be permitted unless identified and quoted in the original bid and included in the final contract. **Pricing must remain firm through contract duration, October 1, 2023 through September 30, 2024.**

The length of this agreement shall be one year, with two one-year renewals possible based on the mutual consent of both parties.

In addition to any State or Federal required licensing or certifications, bidder must show that they are legally licensed to operate in the State of Florida and are properly licensed in their local municipality according to Ch. 489 Florida Statutes. If such municipality does not require occupational/business license they must provide documentation that states such licensing is not required. If Bidder's business office is located in the City of Fernandina Beach a business tax license is required.

Contract may be terminated by either party with 60 days written notification.

AWARD

Award recommendation will be awarded to the most responsive and responsible bidder offering the best value. The City reserves the right, based upon its deliberations and in its opinion, to accept or reject any or all proposals. The City also reserves the right to waive minor irregularities or variations to the specifications and in the bidding process.

Successful Bidder is required to have a Business License in the city where their home office is located. If Bidder's business office is located in the City of Fernandina Beach a business tax license is required.

BID PACKAGE

Bid Documents and Specifications can be downloaded online at www.fbfl.us/bids. Any questions regarding the bid package can be directed in writing to Wanda Weaks, Purchasing Agent, at wweaks@fbfl.org.

CONTACT

Specification questions during the bid period must be submitted in writing to Wanda Weaks at wweaks@fbfl.org.

Bidders are hereby put on notice that no contact will be made with any of the City Commission members, other City staff, or others that may be involved in the selection process to discuss this request or to influence the outcome of the selection.

ADDENDA

A written response to bidder questions will be issued via Addendum and posted on the City's website at www.fbfl.us/bids and DemandStar at www.demandstar.com. It is the bidder's responsibility to check the City's website for Addenda prior to submitting their bid. The deadline for questions is **five** days before bid opening.

If there is an Addendum it becomes part of the original Bid and must be acknowledged by attaching a copy of the Addendum, signed by an authorized representative of the person or company submitting the bid or proposal. Failure to do so may disqualify the bid or proposal.

INSURANCE REQUIREMENTS

Insurance requirements are outlined in the General Conditions of this Invitation to Bid.

BOND REQUIREMENTS

Bid bonds requirements are outlined in the General Conditions of this Invitation to Bid.

GENERAL CONDITIONS OF INVITATION TO BID

1. **PREPARATION OF BID -** INVITATION TO BID will be prepared in accordance with the following:
   a. The enclosed Contact Sheet attached hereto as "Exhibit A" and Bid Form, attached hereto as "Exhibit A-1", must be used when submitting your INVITATION TO BID.
   b. All information required by the Contact Sheet and Bid Form must be furnished. The Bidder must print or type his/her name and manually sign the Form and any continuation sheet on which an entry is made.
   c. Unit prices must be shown and where there is an error in extension of price, the unit price will govern.
   d. Alternate Bids will not be considered unless authorized by the Invitation to Bid.
   e. Bidders will **not** include federal taxes nor State of Florida sales, excise, and use taxes in prices, as the City is exempt from payment of such taxes. An exemption certificate will be signed where applicable upon request.
   f. Bidders must make all investigations necessary to thoroughly inform themselves about any and all conditions related to the performance of the contract. Plea of ignorance by the Bidder of conditions that exists or may hereafter exist as a result of failure or omission on the part of the Bidder to make the necessary examinations and investigations, or failure to fulfill in every detail the requirements provided for in the Purchasing Policy, Purchasing Ordinance and/or State and Federal Statutes. The City's Purchasing Ordinance is set forth in Chapter 2-420, *et seq*.

g. Prices quoted must be FOB City of Fernandina Beach, Florida with all transportation charges prepaid unless otherwise specified in the Invitation to Bid.
h. Deliveries are to be FOB Destination unless otherwise specified in the Invitation to bid
i. Deliveries are to be made during regular business hours.
j. Bids and Bid prices must be valid for a minimum of ninety (90) days, unless otherwise stated on the INVITATION TO BID.

2. SUBMISSION OF BID

a. Bids and changes thereto must be enclosed in sealed envelopes & addressed as instructed on the Bid Form. The name and address of the Bidder, the date and hour of the Invitation to Bid opening and the material or service must be placed on the outside of the envelope.
b. INVITATION TO BID must be submitted on the forms furnished. Electronic Bids will not be considered.

3. REJECTION OF BID

a. The City reserves the right to accept or reject any or all Bids, to waive irregularities and technicalities, and to request resubmission or to re-advertise for the services. The City will be the sole judge of the submittals. The City's decision will be final.

4. WITHDRAWAL OF BID

a. Bids may not be withdrawn after the time set for the opening for a period of time as specified.
b. Bids may be withdrawn prior to the time set for the opening. Such request must be in writing.

5. LATE BID

a. INVITATION TO BID and modifications received after the time set for the opening will not be considered.
b. Modifications in writing received prior to the time set for the opening will be accepted.

6. LOCAL, STATE, AND FEDERAL COMPLIANCE

a. Bidders must comply with all local, state, and federal directives, orders and laws as applicable to the INVITATION TO BID and subsequent contract(s) in accordance with the requirements as stated in CFR 200.321, including but not limited to Equal Employment Opportunity (EEO), Minority Business Enterprise (MBE), and Occupational Safety and Health Administration (OSHA) as applicable to this contract.
b. A “Public Entity Crimes Statement”, in accordance with Florida Statutes, Section 287.133 (3) (a), on Public Entity Crimes, attached hereto as “Exhibit B”, must be received at the time of the bid.
c. A “Drug Free Workplace Certification” attached hereto as “Exhibit C”, must be received at the time of the bid.
d. The City of Fernandina Beach requires that the Bidder selected will not discriminate under the contract against any person, in accordance with federal, state and local government regulations.
e. An “E-Verify Statement” attached hereto as “Exhibit D” must be received at the time of the bid.

7. AWARD OF INVITATION TO BID

a. The INVITATION TO BID will be awarded to the most responsive and responsible bidder offering the best value to the City of Fernandina Beach.
b. The City reserves the right to accept and award item by item, and/or by group, or in the aggregate.

c. A written award of acceptance (Purchase Order), mailed or otherwise furnished to the successful Bidder will result in a binding contract without further action by either party.
d. Unless otherwise noted in the specifications, the length of the agreement will be one year, with 2 one-year renewals possible based on the mutual consent of the parties.
e. Upon award, for construction projects, the Contractor will be required to complete/execute the City's Contract and General Conditions for Construction Services. An example of the contract can be found on the City's website at www.fbfl.us/bids, Bids and Purchasing web page.
f. Agreement may be cancelled with 60-day notice unless otherwise stated in signed contract documents.

8. NOT RESPONSIBLE FOR COSTS

a. The City will not be responsible for any cost incurred by a prospective Bidder in responding to this INVITATION TO BID.

9. BONDS

- If Bid is less than $100,000 no Bid Bond or Payment and Performance Bond required.
- If Bid is greater than $100,000 and is for material only, a Bid Bond is required but no Payment and Performance Bond is required.
- If Bid is $100,000 - $200,000, and is for services, a Bid Bond is required but no Payment and Performance Bond is required.
- If Bid is greater than $200,000, and is for services, Bid Bond and Payment and Performance Bond is required.

BID BOND:

a. If the Base Bid or the Base Bid plus the sum of any alternates fall into the criteria above requiring a Bid Bond, the bidder must enclose a Certified Check or Bid Bond with each bid. A Certified Check or Bid Bond must be for an amount not less than five percent (5%) of the Bid price and must be made payable to the CITY OF FERNANDINA BEACH as a guarantee that the Bidder will not withdraw its bid for a period of ninety (90) calendar days after Bid closing time. Bid Bonds or Certified Checks will be returned to unsuccessful bidders within 10 days of bid award. Successful bidders will receive their Certified Check or Bid Bond after the contract/agreement has been signed and a Performance and Payment Bond is received.

PERFORMANCE AND PAYMENT BONDS:

a. In the event the Contract is awarded to the Bidder, Bidder will thereafter enter into a written contract with the CITY OF FERNANDINA BEACH and furnish a Payment and Performance Bond in an amount equal to the contract price. The form of the bonds must be in accordance with Section 255.05 of Florida Statutes. Failing to do so, Bidder will forfeit its bid security.

   Payment and Performance Bond must be secured from or countersigned by an agency or surety company recognized in good standing and authorized to do business in the State of Florida.

   The following exceptions to bidder providing Performance and Payment Bonds are as follows: In lieu of the Performance and Payment Bonds, a contractor may file with the City an alternative form of security in the form of cash, a money order, a certified check, a cashier's check, an irrevocable letter of credit, or a security of a type listed in part II of chapter 625, Florida Statutes. Any such alternative form of security must be for the same purpose and be subject to the same conditions as those applicable to the bonds. The value of an alternative form of security must be in the amount of the bid.

10. PUBLIC INFORMATION

a. All information contained in this Bid is public information, and as such will be handled in accordance with chapter 119, Florida Statutes.

11. ADDITIONAL INFORMATION

a. The City reserves the right to require Bidders to provide references and information on previous similar experience prior to award of the contract.

12. QUESTIONS

a. Any questions about the INVITATION TO BID should be communicated per instructions in the INVITATION TO BID.

13. INDEMNIFICATION AND INSURANCE

INDEMNIFICATION

The CONTRACTOR agrees to assume liability for and indemnify, hold harmless, and defend the City, its commissioners, mayor, officers, employees, agents, and attorneys of, from, and against all liability and expense, including reasonable attorney's fees, in connection with any and all claims, demands, damages, actions, causes of action, and suits in equity of whatever kind or nature, including claims for personal injury, property damage, equitable relief, or loss of use, to the extent caused by the negligence, recklessness, or intentionally wrongful conduct of the CONTRACTOR, its agents, officers, contractors, subcontractors, employees, or anyone else employed or utilized by the CONTRACTOR in the performance of this Agreement. The CONTRACTOR's liability hereunder will include all attorney's fees and costs incurred by the City in the enforcement of this indemnification provision. This includes claims made by the employees of the CONTRACTOR against the City and the CONTRACTOR hereby waives its entitlement, if any, to immunity under Section 440.11, Florida Statutes. The obligations contained in this provision must survive termination of this Agreement and will not be limited by the amount of any insurance required to be obtained or maintained under this Agreement.

Subject to the limitations set forth in this Section, the CONTRACTOR shall assume control of the defense of any claim asserted by a third party against the City and, in connection with such defense, shall appoint lead counsel, in each case at the CONTRACTOR's expense. The City shall have the right, at its option, to participate in the defense of any third-party claim, without relieving CONTRACTOR of any of its obligations hereunder. If the CONTRACTOR assumes control of the defense of any third-party claim in accordance with this paragraph, the CONTRACTOR shall obtain the prior written consent of the City before entering into any settlement of such claim. Notwithstanding anything to the contrary in this Section, the CONTRACTOR shall not assume or maintain control of the defense of any third-party claim, but shall pay the fees of counsel retained by the City and all expenses, including experts' fees, if (i) an adverse determination with respect to the third-party claim would, in the good faith judgment of the City, be detrimental in any material respect to the City's reputation; (ii) the third-party claim seeks an injunction or equitable relief against the City; or (iii) the CONTRACTOR has failed or is failing to prosecute or defend vigorously the third-party claim. Each party shall cooperate, and cause its agents to cooperate, in the defense or prosecution of any third-party claim and shall furnish or cause to be furnished such records and information, and attend such conferences,

discovery proceedings, hearings, trials, or appeals, as may be reasonably requested in connection therewith.

It is the specific intent of the parties hereto that the foregoing indemnification complies with Section 725.06, Florida Statutes, as amended. CONTRACTOR expressly agrees that it will not claim, and waives any claim, that this indemnification violates Section 725.06, Florida Statutes, as amended. Nothing contained in the foregoing indemnification shall be construed as a waiver of any immunity or limitation of liability the City may have under the doctrine of sovereign immunity or Section 768.28, Florida Statutes.

INSURANCE

Prior to commencement of any work under this Contract and until completion and final acceptance of the work, the CONTRACTOR/VENDOR must, at its sole expense, maintain the following insurance on its own behalf, and furnish to the CITY certificates of insurance evidencing same and reflecting the effective date of such coverage as follows:

The term "Contractor" as used in the insurance rider, will mean and include Subcontractors of every tier.

A. Worker's Compensation and Occupational Disease Insurance in accordance with the applicable law or laws; Employer's Liability Insurance with limit of at least One Million ($1,000,000) dollars. This includes sole proprietorships and officers of corporations who will be performing work on the job.

B. Commercial General Liability with a combined Bodily Injury and Property Damage limit of not less than ONE Million ($1,000,000.00) dollars per occurrence and TWO Million ($2,000,000) Dollars in the aggregate. The aggregate must be applicable on a per project basis. Coverage must include the following perils:

1. Broad Form Blanket Contractual Liability for liability assumed under this Contract and all other Contracts relative to the project.
2. Completed Operations/Products Liability.
3. Broad Form Property Damage
4. Personal and Advertising Injury Liability
5. Independent Contractors
6. Endorsements must be furnished reflecting the inclusion of the interests of Owner, Construction Manager, General Contractor, Contractor, (your company), their officers, directors, partners, representatives, agents and employees, and naming each as an Additional Insured on a primary and non-contributing basis.
7. Coverage is to be endorsed to reflect that insurance is to be primary and non-contributory with respect to any other collectable insurance, for the Owner, General Contractor, Contractor, (your company) and all other parties required to be named as additional insureds.
8. Coverage is to be provided on an "occurrence" basis with carriers licensed and admitted to do business in the State of [your state] or otherwise acceptable to the Contractor (your company).
9. A copy of policy and/or endorsement(s) and any other documents required to verify such insurance are to be submitted with the appropriate certificate(s), or upon the request of Contractor (your company). Failure to provide these documents is not to be construed as a waiver of the requirements to provide such insurance.

C. Commercial Automobile Liability Insurance covering the use of all Owned, Non-Owned, and Hired Vehicles with combined Bodily Injury and Property Damage Limit of at least One Million ($1,000,000.00) Dollars.

D. Umbrella I Excess Liability Insurance with a limit of no less than One Million ($1, 000,000) minimum per occurrence.

E. During the term of this agreement, (if applicable) the Contractor/Vendor will carry Professional Liability Insurance which will cover liability for any damage or non-performance on account of any error, omission, or other provable negligence caused by the Contractor/Vendor. The amount of insurance must not be less than One Million ($1, 000,000) per occurrence and aggregate.

F. Loss Deductible – If the insurance of any CONTRACTOR/VENDOR contains deductible(s), penalty(s) or self-insured retention(s), the CONTRACTOR/VENDOR whose insurance contains such provision(s) must be solely responsible for payment of such deductible(s), penalty(s) or self-insured retention(s).

G. Where an Off Project Site Property exposure exists, the Contractor at its sole expense must furnish to the Owner and Contractor (your company) Certificates of Insurance and other required documentation evidencing the following coverage which will provide for the interests of [Name of Owner] , [Name of General Contractor] and (your company) to be named as Loss Payees and will contain a provision requiring the insurance carriers to waive their rights of subrogation against all indemnities' named in the contract.
"All Risk" Property Insurance on all materials, equipment and supplies intended to become a permanent part of the construction stored on premises away from the project site and while in transit, until actually delivered to the project site. Coverage is to be provided on a replacement cost basis.

H. The above insurances must each contain the following wording verbatim: "[Name of Owner], [Name of General Contractor] , and (your company) are interested in the maintenance of this insurance and it is agreed that this insurance will not be canceled, materially changed or not renewed without at least a thirty (30) day advance written notice to [Name and address of Owner], [Name and address of General Contractor] and [Name and address of your company] by certified mail-return receipt requested ."

I. The amount of insurance contained in the aforementioned insurance coverages will not be construed to be a limitation of the liability on the part of the Subcontractor or any of its Subcontractors.

J. The Contractor must file certificates of insurance prior to the commencement of work with the Owner and the General Contractor which will be subject to the Owner, General Contractor and (your company) approval of adequacy of protection and the satisfactory character of the Insurer.

K. Any type of insurance or any increase of limits of liability not described above which the Subcontractor requires for its own protection or on account of statute must be its own responsibility and at its own expense.

L. The carrying of the insurance described will in no way be interpreted as relieving the Contractor or Subcontractor of any responsibility of liability under this Contract.

M. Any policies effected by the Contractor on its Owned and/or Rented Equipment and Materials must contain a provision requiring the insurance carriers to waive their rights of subrogation against the [Name of Owner], [Name of General Contractor], [Name of Contractor (your company)] and all other indemnities' named in the Contract.

N. Should the Contractor engage a Subcontractor, the same conditions must apply under this contract to each Subcontractor, however, the retained Subcontractor must be required to maintain limits of liability of not less than One Million ($1,000,000.00) Dollars per

occurrence and Two Million ($2,000,000) Dollars in the aggregate, with said limits applicable on a per project basis, or such greater limits as may be required by the retaining Subcontractor.

14. PAYMENT

Payment due hereunder must be made by the City to CONTRACTOR/VENDOR in accordance with the Florida Prompt Payment Act.

15. BID PROTESTS

Bid protest conditions and procedures are in accordance with City Ordinances – Part 2, Chapter 2, Article VII, Division 2, Section 2-444.

16. FEDERAL GRANT MONEY

In the event this project is funded with federal grant monies, CONTRACTOR/VENDOR may not participate in the bid if CONTRACTOR/VENDOR is listed in the Excluded Parties List System

(EPLS) a federal suspension and debarment listing. The Federal Government's Excluded Parties List System (EPL) is located at, including but not limited to, https://www.sam.gov. CONTRACTOR/VENDOR must include copy of search results with bid or proposal.

17. LOBBYING

a. Lobbying is defined as any action taken by an individual, firm, association, joint venture, partnership, syndicate, corporation, and/or all other groups who seek to influence the governmental decision of a Board Member, the City Manager, and/or any City Personnel during the solicitation process. The lobbying black-out period commences upon the issuance of this solicitation and concluded upon the signing of the agreement. CONTRACTORS must not contact any Commission Member and/or any requesting or evaluating Department/Office personnel during said black-out period. All questions and procedural matters must be directed to the City Manager. The City Commissioners and/or the City Manager may disqualify any solicitation response where any Commissioner, the City Manager, and/or City Personnel have been lobbied in violation of the black-out period.

EXHIBITS

EXHIBIT "A" **Contact Sheet**

EXHIBIT "A-1" **Bid Pricing Form**

EXHIBIT "B" **Public Entity Crimes**

EXHIBIT "C" **Drug-Free Workplace Certification**

EXHIBIT "D" **E-Verify Statement**

EXHIBIT "E" **Proposer Acknowledgements and Agreements**

EXHIBIT "F" **Conflict of Interest**

EXHIBIT "G" **Non-Collusion Affidavit**

EXHIBIT "H" **Disputes Disclosure**

EXHIBIT "A"

CONTACT SHEET

Name: _____

CITY OF FERNANDINA BEACH, FLORIDA
INVITATION TO BID 23-27
MILLING, PAVING, PATCHING, STRIPING OF ASPHALT ROADS AND PARKING LOTS

Federal Taxpayer ID: _____

Mailing Address: _____

City, State, & Zip Code: _____

Telephone: _____ **Fax:** _____

Email: _____

Submitted By: _____

Title: _____

FIRM Accepts Credit Cards*: Yes No

Accounting Contact:

Name: _____**Title:** _____

Email Address: _____ **Phone:** _____

***See preferred method of payment under "Prompt Payment Act" section of the General Conditions**

THIS FORM MUST BE INCLUDED WITH BID/PROPOSAL

EXHIBIT "A-1"

BID PRICING FORM

Price is in accordance with the Specifications and the General Conditions of the ITB as provided.

Milling & Paving

a) **1 – 1.5" Asphalt Paving, Type S1 – S3, GREATER THAN 1000 SQ YD**
Per SQ.YD Amount: $_____

b) **1 – 1.5" Asphalt Milling, GREATER THAN 1000 SQ YD** **Per SQ.YD Amount:** $_____

c) **Mobilization price is per event and consists of multiple runs milling and paving runs at VARIOUS locations. All paving work will be within a 5-mile radius.**

d) **MOBILIZATION** - includes general conditions, bonds, insurance, maintenance of traffic and other work related to performance of the work not included in the unit prices listed above

Mobilization Lump Sum per event $_____

Milling & Patch Paving

a) **1 – 1.5" Asphalt Paving, Type S1 – S3, LESS THAN 1000 SQ YD** **Per SQ.YD Amount:** $_____

b) **1 – 1.5" mill existing asphalt, LESS THAN 1000 SQ YD** **Per SQ.YD Amount:** $_____

c) **MOBILIZATION** - includes general conditions, bonds, insurance, maintenance of traffic and other work related to performance of the work not included in the unit prices listed above. **Mobilization price is per event and consists of multiple milling and paving runs at VARIOUS locations. All patchwork will be within a 5-mile radius.**

Mobilization Lump Sum per event $_____

Pavement Markings & Thermoplastic

a) **Striping/Marking of solid line**
FDOT thermo-paint, Ref Section 710
GREATER THAN 1,000 LINEAR FEET **Per. Linear Foot Amount: $_____**

b) **Striping/Marking of solid line**
FDOT THERMOPLASTIC, Ref Section 710
GREATER THAN 100 LINEAR FEET **Per. Linear Foot Amount: $_____**

THIS FORM MUST BE INCLUDED WITH PROPOSAL

EXHIBIT "B"

SWORN STATEMENT UNDER F.S. SECTION 287.133(3) (A), ON PUBLIC ENTITY CRIMES
THIS FORM MUST BE SIGNED IN THE PRESENCE OF A NOTARY PUBLIC OR OTHER OFFICER AUTHORIZED TO ADMINISTER OATHS.

1. This sworn statement is submitted with Bid, Proposal or Contract for _____.

2. This sworn statement is submitted by (entity) _____ whose business address is _____ and (if applicable) Federal Employer Identification Number (FEIN) is _____(If a Sole Proprietor and you have no FEIN, include the last four (4) digits of your Social Security Number: _____.)

3. My name is_____and my relationship to the entity named above is _____.

4. I understand that a "public entity crime" as defined in Paragraph 287.133(a) (g). Florida Statutes, means a violation of any state or federal law by a person with respect to and directly related to the transaction of business with any public entity or with an agency or political subdivision of any other state or with the United States, including, but not limited to, any proposal or contract for goods or services to be provided

to any public entity or any agency or political subdivision of any other state or of the United States and involving antitrust, fraud, theft, bribery, collusion, racketeering, conspiracy, or material misrepresentation.

5. I understand that "convicted" or "conviction" as defined in paragraph 287.133(a) (b), Florida Statutes, means finding of guilt or a conviction of a public entity crime with or without an adjudication of guilt, in any federal or state trial court of records relating to charges brought by indictment or information after July 1, 1989, as a result of a jury verdict, non-jury trial, or entry of a plea of guilty or nolo contendere.

6. I understand that an "affiliate" as defined in Paragraph 287.133(1) (a), Florida Statutes, means:

   1. A predecessor or successor of a person convicted of a public entity crime; or
   2. An entity under the control of any natural person who is active in the management of the entity and who has been convicted of a public entity crime. The term "affiliate" includes those officers, directors, executives, partners, shareholders, employees, members, and agents who are active in the management of an affiliate. The City of Fernandina Beach, Florida ownership by one of shares constituting a controlling income among persons when not for fair interest in another person, or a pooling of equipment or income among persons when not for fair market value under a length agreement, must be a prim facie case that one person controls another person. A person who was knowingly convicted of a public entity crime, in Florida during the preceding 36 months must be considered an affiliate.

7. I understand that a "person" as defined in Paragraph 287.133(1) (e), Florida Statutes, means any natural person or entity organized under the laws of the state or of the United States with the legal power to enter into a binding contract for provision of goods or services let by a public entity, or

   which otherwise transacts or applies to transact business with a public entity. The term "person" includes those officers, directors, executives, partners, shareholders, employees, members, and agents who are active in management of an entity.

8. Based on information and belief, the statement which I have marked below is true in relation to the entity submitting this sworn statement. (Please indicate which statement applies)

   ____Neither the entity submitting this sworn statement, nor any officers, directors, executives, partners, shareholders, employees, members, or agents who are active in management of the entity, nor affiliate of the entity have been charged with and convicted of a public entity crime subsequent to July 1, 1989.

   ____The entity submitting this sworn statement, or one or more of the officers, directors, executives, partners, shareholders, employees, members, or agents who are active in management of the entity, or an affiliate of the entity has been charged with and convicted of a public entity crime subsequent to July 1, 1989. (Please attach a copy of the final order.)

   ____The person or affiliate was placed on the convicted FIRM list. There has been a subsequent proceeding before a hearing officer of the State of Florida, Division of Administrative Hearings. The final order entered by the hearing officer determined that it was in public interest to remove the person or affiliate from the convicted FIRM list. (Please attach a copy of the final order.)

   ____The person or affiliate has not been placed on the convicted FIRM list. (Please describe any action taken by, or pending with, the Department of General Services.)

_____

Signature Date:

STATE OF FLORIDA
COUNTY OF _____

PERSONALLY APPEARED BEFORE ME, the undersigned authority, who, after first being sworn by me, affixed his/her signature at the space provided above on this ___ day of _____, 20___, and is personally known to me, or has provided _____ as identification.

Notary Public _____

My Commission expires: _____

THIS FORM MUST BE INCLUDED WITH BID/PROPOSAL

EXHIBIT "C"
DRUG-FREE WORKPLACE CERTIFICATION

The below-signed INDIVIDUAL/FIRM certifies that it has implemented a drug-free workplace program. In order to have a drug-free workplace prepare, a business must:

1. Publish a statement notifying employees that the unlawful manufacture, distribution, dispensing, possession, or use of a controlled substance is prohibited in the workplace and specifying the actions that will be taken against employees for violation of such prohibition.
2. Inform employees about the dangers of drug abuse in the workplace, the business's policy of maintaining a drug-free workplace, any available drug counseling, rehabilitation, and employee assistance programs, and the penalties that may be imposed upon employees for drug abuse violations.
3. Give each employee engaged in providing the commodities or services a copy of the statement specified in paragraph 1.
4. In the statement in paragraph 1., notify the employees that, as a condition of working on the commodities or contractual services that are under proposal, the employee will abide by the terms of the statement and will notify the employer of any conviction of, or plea of nolo contendere to, any violation occurring in the workplace no later than five (5) working days after such conviction.
5. Impose a sanction on, or require fine satisfactory participation in drug abuse assistance or rehabilitation program if such is available in the employee's community, by any employee who is convicted.
6. Make a good faith effort to continue to maintain a drug-free workplace through implementation of this section.

As the person authorized to sign this statement, I Certify that this firm complies fully with the above drug-free workplace requirements.

COMPANY: _____

CITY OF FERNANDINA BEACH, FLORIDA
INVITATION TO BID 23-27
MILLING, PAVING, PATCHING, STRIPING OF ASPHALT ROADS AND PARKING LOTS

CITY: _____ STATE: _____ ZIP CODE: _____

SIGNATURE: _____PHONE: _____

NAME (TYPED OR PRINTED): _____TITLE: _____

THIS FORM MUST BE INCLUDED WITH BID/PROPOSAL

EXHIBIT "D"

E-VERIFY STATEMENT

Bid/Proposal Number: _____

Project Description: _____

_____

I/FIRM acknowledges and agrees to the following:

I/FIRM will utilize the U.S. Department of Homeland Security's E-Verify system, in accordance with the terms governing use of the system, to confirm the employment eligibility of:

1. All persons employed by the FIRM during the term of the Contract to perform employment duties within Florida; and

2. All persons assigned by the FIRM to perform work pursuant to the contract with the Department.

Individual/Company/Firm: _____

Authorized Signature: _____

Title: _____

Date: _____

THIS FORM MUST BE INCLUDED WITH BID/PROPOSAL

EXHIBIT "E"

PROPOSER ACKNOWLEDGEMENTS AND AGREEMENTS

CITY OF FERNANDINA BEACH, FLORIDA
INVITATION TO BID 23-27
MILLING, PAVING, PATCHING, STRIPING OF ASPHALT ROADS AND PARKING LOTS

The undersigned, as an employee or agent of the Proposer, having the authority to sign a binding agreement on behalf of the corporation, company, or firm presenting this submittal, confirms understanding and/or agreement and/or takes exception with any statement in the following sections of this RFP document.

1. INTRODUCTION AND GENERAL INFORMATION
   Understands and agrees to all terms.

2. PROPOSAL INSTRUCTIONS, TERMS AND CONDITIONS
   Understands and agrees to all terms.

3. EVALUATION AND CONTRACT OVERVIEW
   Understands and agrees to all terms.

4. PROPOSER'S RESPONSE: SUBMITTAL INFORMATION
   Understands and agrees to all terms.

5. PROPOSER'S RESPONSE: PROPOSED TEAM
   Understands and agrees to all terms.

6. PROPOSER'S RESPONSE: PROPOSED COMPENSATION
   Understands and agrees to all terms.

Name: _____Title: _____

Signature: _____Date: _____

THIS FORM MUST BE INCLUDED WITH BID/PROPOSAL

EXHIBIT "F"

CONFLICT OF INTEREST STATEMENT

This sworn statement is submitted with Bid, Proposal or Contract for _____.

This sworn statement is submitted by (entity) _____ whose business address is _____ and (if applicable) Federal Employer Identification Number (FEIN) is _____(If a Sole Proprietor and you have no FEIN, include the last four (4) digits of your Social Security Number: _____.)
My name is_____and my relationship to the entity named above is_____.

1. The above-named entity is submitting a Proposal for the City of Fernandina Beach.
2. The Affiant has made diligent inquiry and provides the information contained in the Affidavit based upon his/her own knowledge.
3. The Affiant states that only one submittal for the above proposal is being submitted and that the above-named entity has no financial interest in other entities submitting proposals for the same project.
4. Neither the Affiant nor the above- named entity has directly or indirectly entered into any agreement, participated in any collusion, or otherwise taken any action in restraints of free competitive pricing in connection with the entity's submittal for the above proposal. This statement restricts the discussion of pricing data until the completion of negotiations if necessary and execution of the Contract for this project.
5. Neither the entity not its affiliates, nor anyone associated with them, is presently suspended or otherwise ineligible from participation in contract letting by any local, State, or Federal Agency.
6. Neither the entity nor its affiliates, nor anyone associated with them have any potential conflict of interest due to any other clients, contracts, or property interests for this project.
7. I certify that no member of the entity's ownership or management is presently applying for an employee position or actively seeking an elected position with the City of Fernandina Beach.
8. I certify that no member of the entity's ownership or management, or staff has a vested interest in any aspect of the City of Fernandina Beach.
9. In the event that a conflict of interest is identified in the provision of services, I, on behalf of the above-named entity, will immediately notify the City of Fernandina Beach.

_____
Signature Date:

STATE OF FLORIDA
COUNTY OF _____
PERSONALLY APPEARED BEFORE ME, the undersigned authority, who, after first being sworn by me, affixed his/her signature at the space provided above on this ___ day of _____, 20___, and is personally known to me, or has provided _____ as identification.

_____ My Commission expires: _____
Notary Signature

THIS FORM MUST BE INCLUDED WITH BID/PROPOSAL

EXHIBIT "G"

NON-COLLUSION AFFIDAVIT

This sworn statement is submitted with Bid, Proposal or Contract for _____.

This sworn statement is submitted by (entity) _____ whose business address is _____ and (if applicable) Federal Employer Identification Number (FEIN) is _____(If a Sole Proprietor and you have no FEIN, include the last four (4) digits of your Social Security Number: _____.)

My name is_____and my relationship to the entity named above is_____.

1. The above named is fully informed respecting the preparation and contents of the attached proposal and of all pertinent circumstances respecting such proposal;
2. Such Proposal is genuine and is not a collusive or sham proposal;

3. Neither the said Proposer nor any of its officers, partners, owners, agents, representatives, employees, or parties in interest, including this affiant, has in any way colluded, connived, or agreed, directly or indirectly, with any other Bidder, firm or person to submit a collusive or sham Proposal in connection with such Contract, or has in any manner, directly or indirectly, sought by agreement or collusion or communication or conference with any other Bidder, firm, or person to fix the price or prices in the attached proposal or any other Bidder, or to fix any overhead, profit or cost element of the proposal price or the proposal price of any other Bidder, or to secure through any collusion, connivance, or unlawful agreement any advantage against the City of Fernandina Beach, Florida or any person interested in the proposed Contract; and
4. The price or prices quoted in the attached proposal are fair and proper and are not tainted by any collusion, conspiracy, connivance, or unlawful agreement on the part of the Bidder or any of its agents, representatives, owners, employees, or parties in interest, including this affiant.

_____
Signature Date:

STATE OF FLORIDA
COUNTY OF _____

PERSONALLY APPEARED BEFORE ME, the undersigned authority, who, after first being sworn by me, affixed his/her signature at the space provided above on this ___ day of _____, 20__, and is personally known to me, or has provided _____ as identification.

_____ My Commission expires: _____
Notary Signature

THIS FORM MUST BE INCLUDED WITH BID/PROPOSAL

EXHIBIT "H"

DISPUTES DISCLOSURE FORM

Answer the following questions by placing as "X" after "YES" or "NO". If you answer "YES", please explain in the space provided, or via attachment.

Has your firm or any of its officers, received a reprimand of any nature or been suspended by the Department of Professional Regulations or any other regulatory agency or professional association within the last five (5) years?
YES___ NO____

Has your firm, or any member of your firm, been declared in default, terminated or removed from a contract or job related to the services your firm provides in the regular course of business within the last five (5) years?
YES_____NO_____

Has your firm had against it or filed any request for equitable adjustment, contract claims, bid protest, or litigation in the past five (5) years that is related to the services your firm provides in the regular course of business?

YES_____NO_____

If yes, state the nature of the request for equitable adjustment, contract claim, litigation, or protest, and state a brief description of the case, the outcome or status of the suit and the monetary amounts or extended contract time involved.

I hereby certify that all statements made are true and agree and understand that any misstatement or misrepresentation or falsification of facts will be cause for forfeiture of rights for further consideration of this proposal for the City of Fernandina Beach.

_____

Firm Date

_____

Authorized Signature Printed or Typed Name and Title

THIS FORM MUST BE INCLUDED WITH BID/PROPOSAL

CITY OF FERNANDINA BEACH, FLORIDA
ADDENDUM NO. 1
For ITB 23-27

MILLING, PAVING, PATCHING, STRIPING OF ASPHALT ROADS AND PARKING LOTS

City of Fernandina Beach
204 Ash Street
Fernandina Beach, FL 32034

ADDENDUM No. 1

The following changes are applicable to the original documents and specifications of **ITB 23-27**. This Addendum No.1 now becomes part of the original Invitation to Bid and shall be acknowledged by attaching a copy of this Addendum, signed by an authorized representative of the person or firm submitting the bid. Failure to do so may disqualify the bid submittal.

Submitters shall thoroughly familiarize themselves with the contents of this Addendum before submitting the bid.

NAME: _____TITLE: _____

ADDRESS: _____

CITY: _____STATE: _____

AUTHORIZED SIGNATURE: _____DATE: _____

CITY OF FERNANDINA BEACH, FLORIDA
ADDENDUM NO. 1
For ITB 23-27

MILLING, PAVING, PATCHING, STRIPING OF ASPHALT ROADS AND PARKING LOTS

1. Bidders are only to provide unit prices, however it is reasonable to assume purchase orders will exceed the bond thresholds stated in the bid document. It is reasonable to assume that a bid bond and performance bond is not required for bid submittal and that a performance and payment bond may be required on a purchase order basis? Yes
2. If bid bond is required for submittal and performance and payment bond is required for the master agreement (prior to issuance of purchase orders), please provide an estimated quantity breakdown and/or an engineer's estimate. This information is required from our surety company. The City's budget for FY 23-24 is $800k. The street resurfacing project will be broken up into 2-3 phases.
3. Please confirm the liquidated damages of $200 per calendar day for first twenty day and $400 per day thereafter (from referenced construction contract sample on City's website). Confirmed
4. Will federal money be used in this contract? No federal funds
5. The bond requirements are different between the ITB document specific to this project and the referenced general conditions from the City's website. Please advise. The bond requirements in the bid documents are the current City requirements.
6. Referenced general conditions from the City's website require builder's risk insurance.
    a. Please confirm this requirement. Confirmed
    b. If required, please confirm the City will accept a builder's risk policy on a per purchase order basis. Builders risk cannot be accessed until project location and scope is determined. Confirmed that City will accept builder's risk policy on a per purchase order basis.

EXHIBITS

EXHIBIT "A" Contact Sheet

EXHIBIT "A-1" Bid Pricing Form

EXHIBIT "B" Public Entity Crimes

EXHIBIT "C" Drug-Free Workplace Certification

EXHIBIT "D" E-Verify Statement

EXHIBIT "E" Proposer Acknowledgements and Agreements

EXHIBIT "F" Conflict of Interest

EXHIBIT "G" Non-Collusion Affidavit

EXHIBIT "H" Disputes Disclosure

EXHIBIT "A"

CONTACT SHEET

Name: Creative Concrete Design of Columbia County, Inc.

CITY OF FERNANDINA BEACH, FLORIDA
INVITATION TO BID 23-27
MILLING, PAVING, PATCHING, STRIPING OF ASPHALT ROADS AND PARKING LOTS

Federal Taxpayer ID: 46-4949221

Mailing Address: P O Box 1149

City, State, & Zip Code: Lake City, Fl. 32056

Telephone: 386-487-5402 **Fax:** _____

Email: justin.ccdf@outlook.com

Submitted By: Justin Peeler

Title: President

FIRM Accepts Credit Cards*: **Yes** **No**

Accounting Contact:

Name: Sonya Suhl **Title:** Office Manager

Email Address: justin.ccdf@outlook.com **Phone:** 386-487-5402

***See preferred method of payment under "Prompt Payment Act" section of the General Conditions**

THIS FORM MUST BE INCLUDED WITH BID/PROPOSAL

EXHIBIT "A-1"

BID PRICING FORM

Price is in accordance with the Specifications and the General Conditions of the ITB as provided.

Milling & Paving

a) **1 – 1.5" Asphalt Paving, Type S1 – S3, GREATER THAN 1000 SQ YD**
Per SQ.YD Amount: $ 49.50

b) **1 – 1.5" Asphalt Milling, GREATER THAN 1000 SQ YD** **Per SQ.YD Amount:** $ 9.50

c) **Mobilization price is per event and consists of multiple runs milling and paving runs at VARIOUS locations. All paving work will be within a 5-mile radius.**

CITY OF FERNANDINA BEACH, FLORIDA
INVITATION TO BID 23-27
MILLING, PAVING, PATCHING, STRIPING OF ASPHALT ROADS AND PARKING LOTS

d) **MOBILIZATION** - includes general conditions, bonds, insurance, maintenance of traffic and other work related to performance of the work not included in the unit prices listed above

Mobilization Lump Sum per event $ 36,000.00

Milling & Patch Paving

a) **1 – 1.5" Asphalt Paving, Type S1 – S3, LESS THAN 1000 SQ YD** **Per SQ.YD Amount: $** 72.00

b) **1 – 1.5" mill existing asphalt, LESS THAN 1000 SQ YD** **Per SQ.YD Amount: $** 12.00

c) **MOBILIZATION** - includes general conditions, bonds, insurance, maintenance of traffic and other work related to performance of the work not included in the unit prices listed above. **Mobilization price is per event and consists of multiple milling and paving runs at VARIOUS locations. All patchwork will be within a 5-mile radius.**

Mobilization Lump Sum per event $ 36,000.00

Pavement Markings & Thermoplastic

a) **Striping/Marking of solid line**
FDOT thermo-paint, Ref Section 710
GREATER THAN 1,000 LINEAR FEET **Per. Linear Foot Amount: $** 2.00

b) **Striping/Marking of solid line**
FDOT THERMOPLASTIC, Ref Section 710
GREATER THAN 100 LINEAR FEET **Per. Linear Foot Amount: $** 7.75

THIS FORM MUST BE INCLUDED WITH PROPOSAL

EXHIBIT "B"

SWORN STATEMENT UNDER F.S. SECTION 287.133(3) (A), ON PUBLIC ENTITY CRIMES
THIS FORM MUST BE SIGNED IN THE PRESENCE OF A NOTARY PUBLIC OR OTHER OFFICER AUTHORIZED TO ADMINISTER OATHS.

1. This sworn statement is submitted with Bid, Proposal or Contract for City of Fernandina Beach,Fl.

2. This sworn statement is submitted by (entity) Creative Concrete Design of Columbia County, Inc. whose business address is 161 SW Covey Court Lake City, Fl. 32025 and (if applicable) Federal Employer Identification Number (FEIN) is 46-4949221 (If a Sole Proprietor and you have no FEIN, include the last four (4) digits of your Social Security Number: _____.)

3. My name is Justin Peeler and my relationship to the entity named above is President.

4. I understand that a "public entity crime" as defined in Paragraph 287.133(a) (g). Florida Statutes, means a violation of any state or federal law by a person with respect to and directly related to the transaction of business with any public entity or with an agency or political subdivision of any other state or with the United States, including, but not limited to, any proposal or contract for goods or services to be provided

to any public entity or any agency or political subdivision of any other state or of the United States and involving antitrust, fraud, theft, bribery, collusion, racketeering, conspiracy, or material misrepresentation.

5. I understand that "convicted" or "conviction" as defined in paragraph 287.133(a) (b), Florida Statutes, means finding of guilt or a conviction of a public entity crime with or without an adjudication of guilt, in any federal or state trial court of records relating to charges brought by indictment or information after July 1, 1989, as a result of a jury verdict, non-jury trial, or entry of a plea of guilty or nolo contendere.

6. I understand that an "affiliate" as defined in Paragraph 287.133(1) (a), Florida Statutes, means:

   1. A predecessor or successor of a person convicted of a public entity crime; or
   2. An entity under the control of any natural person who is active in the management of the entity and who has been convicted of a public entity crime. The term "affiliate" includes those officers, directors, executives, partners, shareholders, employees, members, and agents who are active in the management of an affiliate. The City of Fernandina Beach, Florida ownership by one of shares constituting a controlling income among persons when not for fair interest in another person, or a pooling of equipment or income among persons when not for fair market value under a length agreement, must be a prim facie case that one person controls another person. A person who was knowingly convicted of a public entity crime, in Florida during the preceding 36 months must be considered an affiliate.

7. I understand that a "person" as defined in Paragraph 287.133(1) (e), Florida Statutes, means any natural person or entity organized under the laws of the state or of the United States with the legal power to enter into a binding contract for provision of goods or services let by a public entity, or

   which otherwise transacts or applies to transact business with a public entity. The term "person" includes those officers, directors, executives, partners, shareholders, employees, members, and agents who are active in management of an entity.

8. Based on information and belief, the statement which I have marked below is true in relation to the entity submitting this sworn statement. (Please indicate which statement applies)

   ___X___ Neither the entity submitting this sworn statement, nor any officers, directors, executives, partners, shareholders, employees, members, or agents who are active in management of the entity, nor affiliate of the entity have been charged with and convicted of a public entity crime subsequent to July 1, 1989.

   _____ The entity submitting this sworn statement, or one or more of the officers, directors, executives, partners, shareholders, employees, members, or agents who are active in management of the entity, or an affiliate of the entity has been charged with and convicted of a public entity crime subsequent to July 1, 1989. (Please attach a copy of the final order.)

   _____ The person or affiliate was placed on the convicted FIRM list. There has been a subsequent proceeding before a hearing officer of the State of Florida, Division of Administrative Hearings. The final order entered by the hearing officer determined that it was in public interest to remove the person or affiliate from the convicted FIRM list. (Please attach a copy of the final order.)

   _____ The person or affiliate has not been placed on the convicted FIRM list. (Please describe any action taken by, or pending with, the Department of General Services.)

CITY OF FERNANDINA BEACH, FLORIDA
INVITATION TO BID 23-27
MILLING, PAVING, PATCHING, STRIPING OF ASPHALT ROADS AND PARKING LOTS

Signature Date:

STATE OF FLORIDA
COUNTY OF Columbia 8/17/2023

PERSONALLY APPEARED BEFORE ME, the undersigned authority, who, after first being sworn by me, affixed his/her signature at the space provided above on this 17th day of August, 2023, and is personally known to me, or has provided _____ as identification.

Notary Public Sonya G Suhl

My Commission expires: 3/7/2027

SONYA G. SUHL
Notary Public
State of Florida
Comm# HH367715
Expires 3/7/2027

THIS FORM MUST BE INCLUDED WITH BID/PROPOSAL

EXHIBIT "C"
DRUG-FREE WORKPLACE CERTIFICATION

The below-signed INDIVIDUAL/FIRM certifies that it has implemented a drug-free workplace program. In order to have a drug-free workplace prepare, a business must:

1. Publish a statement notifying employees that the unlawful manufacture, distribution, dispensing, possession, or use of a controlled substance is prohibited in the workplace and specifying the actions that will be taken against employees for violation of such prohibition.
2. Inform employees about the dangers of drug abuse in the workplace, the business's policy of maintaining a drug-free workplace, any available drug counseling, rehabilitation, and employee assistance programs, and the penalties that may be imposed upon employees for drug abuse violations.
3. Give each employee engaged in providing the commodities or services a copy of the statement specified in paragraph 1.
4. In the statement in paragraph 1., notify the employees that, as a condition of working on the commodities or contractual services that are under proposal, the employee will abide by the terms of the statement and will notify the employer of any conviction of, or plea of nolo contendere to, any violation occurring in the workplace no later than five (5) working days after such conviction.
5. Impose a sanction on, or require fine satisfactory participation in drug abuse assistance or rehabilitation program if such is available in the employee's community, by any employee who is convicted.
6. Make a good faith effort to continue to maintain a drug-free workplace through implementation of this section.

As the person authorized to sign this statement, I Certify that this firm complies fully with the above drug-free workplace requirements.

COMPANY: Creative Concrete Design of Columbia County Inc.

CITY OF FERNANDINA BEACH, FLORIDA
INVITATION TO BID 23-27
MILLING, PAVING, PATCHING, STRIPING OF ASPHALT ROADS AND PARKING LOTS

CITY: Lake City STATE: Fl ZIP CODE: 32025

SIGNATURE: _____ PHONE: 386-288-4422

NAME (TYPED OR PRINTED): Justin Peeler TITLE: President

THIS FORM MUST BE INCLUDED WITH BID/PROPOSAL

CITY OF FERNANDINA BEACH, FLORIDA
INVITATION TO BID 23-27
MILLING, PAVING, PATCHING, STRIPING OF ASPHALT ROADS AND PARKING LOTS

EXHIBIT "D"

E-VERIFY STATEMENT

Bid/Proposal Number: ITB #23-27

Project Description: Milling, Paving,Patching,striping of Asphalt Roads and Parking Lots

I/FIRM acknowledges and agrees to the following:

I/FIRM will utilize the U.S. Department of Homeland Security's E-Verify system, in accordance with the terms governing use of the system, to confirm the employment eligibility of:

1. All persons employed by the FIRM during the term of the Contract to perform employment duties within Florida; and

2. All persons assigned by the FIRM to perform work pursuant to the contract with the Department.

Individual/Company/Firm: Justin Peeler / Creative Concrete Design of Columbia County, Inc.

Authorized Signature:

Title: President

Date: 8/17/2023

THIS FORM MUST BE INCLUDED WITH BID/PROPOSAL

EXHIBIT "E"

PROPOSER ACKNOWLEDGEMENTS AND AGREEMENTS

CITY OF FERNANDINA BEACH, FLORIDA
INVITATION TO BID 23-27
MILLING, PAVING, PATCHING, STRIPING OF ASPHALT ROADS AND PARKING LOTS

The undersigned, as an employee or agent of the Proposer, having the authority to sign a binding agreement on behalf of the corporation, company, or firm presenting this submittal, confirms understanding and/or agreement and/or takes exception with any statement in the following sections of this RFP document.

1. INTRODUCTION AND GENERAL INFORMATION
   Understands and agrees to all terms.

2. PROPOSAL INSTRUCTIONS, TERMS AND CONDITIONS
   Understands and agrees to all terms.

3. EVALUATION AND CONTRACT OVERVIEW
   Understands and agrees to all terms.

4. PROPOSER'S RESPONSE: SUBMITTAL INFORMATION
   Understands and agrees to all terms.

5. PROPOSER'S RESPONSE: PROPOSED TEAM
   Understands and agrees to all terms.

6. PROPOSER'S RESPONSE: PROPOSED COMPENSATION
   Understands and agrees to all terms.

Name: Justin Peeler Title: President

Signature: _____ Date: 8/17/2023

THIS FORM MUST BE INCLUDED WITH BID/PROPOSAL

EXHIBIT "F"

CONFLICT OF INTEREST STATEMENT

This sworn statement is submitted with Bid, Proposal or Contract for City of Fernandina Beach, Fl.

This sworn statement is submitted by (entity) Creative Concrete Design of Columbia County Inc. whose business address is 161 SW Covey Court Lake City, Fl. 32025 and (if applicable) Federal Employer Identification Number (FEIN) is 46-4949221 (If a Sole Proprietor and you have no FEIN, include the last four (4) digits of your Social Security Number: _____.)
My name is Justin Peeler and my relationship to the entity named above is President.

CITY OF FERNANDINA BEACH, FLORIDA
INVITATION TO BID 23-27
MILLING, PAVING, PATCHING, STRIPING OF ASPHALT ROADS AND PARKING LOTS

1. The above-named entity is submitting a Proposal for the City of Fernandina Beach.
2. The Affiant has made diligent inquiry and provides the information contained in the Affidavit based upon his/her own knowledge.
3. The Affiant states that only one submittal for the above proposal is being submitted and that the above-named entity has no financial interest in other entities submitting proposals for the same project.
4. Neither the Affiant nor the above- named entity has directly or indirectly entered into any agreement, participated in any collusion, or otherwise taken any action in restraints of free competitive pricing in connection with the entity's submittal for the above proposal. This statement restricts the discussion of pricing data until the completion of negotiations if necessary and execution of the Contract for this project.
5. Neither the entity not its affiliates, nor anyone associated with them, is presently suspended or otherwise ineligible from participation in contract letting by any local, State, or Federal Agency.
6. Neither the entity nor its affiliates, nor anyone associated with them have any potential conflict of interest due to any other clients, contracts, or property interests for this project.
7. I certify that no member of the entity's ownership or management is presently applying for an employee position or actively seeking an elected position with the City of Fernandina Beach.
8. I certify that no member of the entity's ownership or management, or staff has a vested interest in any aspect of the City of Fernandina Beach.
9. In the event that a conflict of interest is identified in the provision of services, I, on behalf of the above-named entity, will immediately notify the City of Fernandina Beach.

Signature 8/17/23 Date:

STATE OF FLORIDA
COUNTY OF Columbia

PERSONALLY APPEARED BEFORE ME, the undersigned authority, who, after first being sworn by me, affixed his/her signature at the space provided above on this 17th day of August, 2023, and is personally known to me, or has provided _____ as identification.

Notary Sighature My Commission expires: 3/7/2027

SONYA G. SUHL
Notary Public
State of Florida
Comm# HH367715
Expires 3/7/2027

THIS FORM MUST BE INCLUDED WITH BID/PROPOSAL

EXHIBIT "G"

NON-COLLUSION AFFIDAVIT

This sworn statement is submitted with Bid, Proposal or Contract for City of Fernandina Beach, Fl.

This sworn statement is submitted by (entity) Creative Concrete Design of Columbia County Inc whose business address is _____ and (if applicable) Federal Employer Identification Number (FEIN) is 46-4949221 (If a Sole Proprietor and you have no FEIN, include the last four (4) digits of your Social Security Number: _____.)

My name is Justin Peeler and my relationship to the entity named above is President.

1. The above named is fully informed respecting the preparation and contents of the attached proposal and of all pertinent circumstances respecting such proposal;
2. Such Proposal is genuine and is not a collusive or sham proposal;

3. Neither the said Proposer nor any of its officers, partners, owners, agents, representatives, employees, or parties in interest, including this affiant, has in any way colluded, connived, or agreed, directly or indirectly, with any other Bidder, firm or person to submit a collusive or sham Proposal in connection with such Contract, or has in any manner, directly or indirectly, sought by agreement or collusion or communication or conference with any other Bidder, firm, or person to fix the price or prices in the attached proposal or any other Bidder, or to fix any overhead, profit or cost element of the proposal price or the proposal price of any other Bidder, or to secure through any collusion, connivance, or unlawful agreement any advantage against the City of Fernandina Beach, Florida or any person interested in the proposed Contract; and
4. The price or prices quoted in the attached proposal are fair and proper and are not tainted by any collusion, conspiracy, connivance, or unlawful agreement on the part of the Bidder or any of its agents, representatives, owners, employees, or parties in interest, including this affiant.

Signature 8/17/2023 Date:

STATE OF FLORIDA
COUNTY OF Columbia

PERSONALLY APPEARED BEFORE ME, the undersigned authority, who, after first being sworn by me, affixed his/her signature at the space provided above on this 17th day of August, 2023, and is personally known to me, or has provided _____ as identification.

Notary Signature

Commission expires: 3/7/2027

SONYA G. SUHL
Notary Public
State of Florida
Comm# HH367715
Expires 3/7/2027

THIS FORM MUST BE INCLUDED WITH BID/PROPOSAL

EXHIBIT "H"

DISPUTES DISCLOSURE FORM

Answer the following questions by placing as "X" after "YES" or "NO". If you answer "YES", please explain in the space provided, or via attachment.

Has your firm or any of its officers, received a reprimand of any nature or been suspended by the Department of Professional Regulations or any other regulatory agency or professional association within the last five (5) years?
YES___ NO X

Has your firm, or any member of your firm, been declared in default, terminated or removed from a contract or job related to the services your firm provides in the regular course of business within the last five (5) years?
YES_____ NO X

Has your firm had against it or filed any request for equitable adjustment, contract claims, bid protest, or litigation in the past five (5) years that is related to the services your firm provides in the regular course of business?

CITY OF FERNANDINA BEACH, FLORIDA
INVITATION TO BID 23-27
MILLING, PAVING, PATCHING, STRIPING OF ASPHALT ROADS AND PARKING LOTS

YES_____NO_X_____

If yes, state the nature of the request for equitable adjustment, contract claim, litigation, or protest, and state a brief description of the case, the outcome or status of the suit and the monetary amounts or extended contract time involved.

I hereby certify that all statements made are true and agree and understand that any misstatement or misrepresentation or falsification of facts will be cause for forfeiture of rights for further consideration of this proposal for the City of Fernandina Beach.

Creative Concrete Design of Columbia County Inc. 8/17/2023

Firm Date

Justin Peeler President

Authorized Signature Printed or Typed Name and Title

THIS FORM MUST BE INCLUDED WITH BID/PROPOSAL

CITY OF FERNANDINA BEACH, FLORIDA
ADDENDUM NO. 1
For ITB 23-27
MILLING, PAVING, PATCHING, STRIPING OF ASPHALT ROADS AND PARKING LOTS

City of Fernandina Beach
204 Ash Street
Fernandina Beach, FL 32034

ADDENDUM No. 1

The following changes are applicable to the original documents and specifications of **ITB 23-27**. This Addendum No.1 now becomes part of the original Invitation to Bid and shall be acknowledged by attaching a copy of this Addendum, signed by an authorized representative of the person or firm submitting the bid. Failure to do so may disqualify the bid submittal.

Submitters shall thoroughly familiarize themselves with the contents of this Addendum before submitting the bid.

NAME: Justin Peeler **TITLE:** President

ADDRESS: 161 SW Covey Court

CITY: Lake City **STATE:** Florida

AUTHORIZED SIGNATURE: _____ **DATE:** 8/17/2023

CITY OF FERNANDINA BEACH, FLORIDA
ADDENDUM NO. 1
For ITB 23-27
MILLING, PAVING, PATCHING, STRIPING OF ASPHALT ROADS AND PARKING LOTS

1. Bidders are only to provide unit prices, however it is reasonable to assume purchase orders will exceed the bond thresholds stated in the bid document. It is reasonable to assume that a bid bond and performance bond is not required for bid submittal and that a performance and payment bond may be required on a purchase order basis? Yes
2. If bid bond is required for submittal and performance and payment bond is required for the master agreement (prior to issuance of purchase orders), please provide an estimated quantity breakdown and/or an engineer's estimate. This information is required from our surety company. The City's budget for FY 23-24 is $800k. The street resurfacing project will be broken up into 2-3 phases.
3. Please confirm the liquidated damages of $200 per calendar day for first twenty day and $400 per day thereafter (from referenced construction contract sample on City's website). Confirmed
4. Will federal money be used in this contract? No federal funds
5. The bond requirements are different between the ITB document specific to this project and the referenced general conditions from the City's website. Please advise. The bond requirements in the bid documents are the current City requirements.
6. Referenced general conditions from the City's website require builder's risk insurance.
    a. Please confirm this requirement. Confirmed
    b. If required, please confirm the City will accept a builder's risk policy on a per purchase order basis. Builders risk cannot be accessed until project location and scope is determined. Confirmed that City will accept builder's risk policy on a per purchase order basis.

CITY OF FERNANDINA BEACH, FLORIDA
INVITATION TO BID 23-27
MILLING, PAVING, PATCHING, STRIPING OF ASPHALT ROADS AND PARKING LOTS

Federal Taxpayer ID: 59-0594298

Mailing Address: 1936 Lee Road, Suite 300

City, State, & Zip Code: Winter Park, FL 32789

Telephone: 407-645-5500 Fax: N/A

Email: asphalt@hubbard.com

Submitted By: P. Frederick O'Dea, Jr.

Title: VP/CFO/SEC/TRES

FIRM Accepts Credit Cards*: Yes (No)

Accounting Contact:

Name: Christopher White Title: Division Controller

Email Address: christopher.white@hubbard.com Phone: 904-309-5530

*See preferred method of payment under "Prompt Payment Act" section of the General Conditions

THIS FORM MUST BE INCLUDED WITH BID/PROPOSAL

EXHIBIT "A-1"

BID PRICING FORM

Price is in accordance with the Specifications and the General Conditions of the ITB as provided.

Milling & Paving

a) **1 – 1.5" Asphalt Paving, Type S1 – S3, GREATER THAN 1000 SQ YD**
Per SQ.YD Amount: $ 18.65

b) **1 – 1.5" Asphalt Milling, GREATER THAN 1000 SQ YD** **Per SQ.YD Amount:** $ 5.75

c) **Mobilization price is per event and consists of multiple runs milling and paving runs at VARIOUS locations. All paving work will be within a 5-mile radius.**

d) **MOBILIZATION** - includes general conditions, bonds, insurance, maintenance of traffic and other work related to performance of the work not included in the unit prices listed above

Mobilization Lump Sum per event $ 100.00

Milling & Patch Paving

a) **1 – 1.5" Asphalt Paving, Type S1 – S3, LESS THAN 1000 SQ YD** **Per SQ.YD Amount: $** 54.60

b) **1 – 1.5" mill existing asphalt, LESS THAN 1000 SQ YD** **Per SQ.YD Amount: $** 23.70

c) **MOBILIZATION** - includes general conditions, bonds, insurance, maintenance of traffic and other work related to performance of the work not included in the unit prices listed above. **Mobilization price is per event and consists of multiple milling and paving runs at VARIOUS locations. All patchwork will be within a 5-mile radius.**

Mobilization Lump Sum per event $ 100.00

Pavement Markings & Thermoplastic

a) **Striping/Marking of solid line**
FDOT thermo-paint, Ref Section 710
GREATER THAN 1,000 LINEAR FEET **Per. Linear Foot Amount: $** 10.50

b) **Striping/Marking of solid line**
FDOT THERMOPLASTIC, Ref Section 710
GREATER THAN 100 LINEAR FEET **Per. Linear Foot Amount: $** 104.80

THIS FORM MUST BE INCLUDED WITH PROPOSAL

EXHIBIT "B"

SWORN STATEMENT UNDER F.S. SECTION 287.133(3) (A), ON PUBLIC ENTITY CRIMES
THIS FORM MUST BE SIGNED IN THE PRESENCE OF A NOTARY PUBLIC OR OTHER OFFICER AUTHORIZED TO ADMINISTER OATHS.

1. This sworn statement is submitted with Bid, Proposal or Contract for Fernandina Beach.

2. This sworn statement is submitted by (entity) Hubbard Construction Company whose business address is 1936 Lee Rd Suite 300 Winter Park, FL 32789 and (if applicable) Federal Employer Identification Number (FEIN) is 59-0594298 (If a Sole Proprietor and you have no FEIN, include the last four (4) digits of your Social Security Number: N/A .)

3. My name is P. Frederick O'Dea, Jr. and my relationship to the entity named above is VP/CFO/SEC/TRES.

4. I understand that a "public entity crime" as defined in Paragraph 287.133(a) (g). Florida Statutes, means a violation of any state or federal law by a person with respect to and directly related to the transaction of business with any public entity or with an agency or political subdivision of any other state or with the United States, including, but not limited to, any proposal or contract for goods or services to be provided

to any public entity or any agency or political subdivision of any other state or of the United States and involving antitrust, fraud, theft, bribery, collusion, racketeering, conspiracy, or material misrepresentation.

5. I understand that "convicted" or "conviction" as defined in paragraph 287.133(a) (b), Florida Statutes, means finding of guilt or a conviction of a public entity crime with or without an adjudication of guilt, in any federal or state trial court of records relating to charges brought by indictment or information after July 1, 1989, as a result of a jury verdict, non-jury trial, or entry of a plea of guilty or nolo contendere.

6. I understand that an "affiliate" as defined in Paragraph 287.133(1) (a), Florida Statutes, means:

   1. A predecessor or successor of a person convicted of a public entity crime; or
   2. An entity under the control of any natural person who is active in the management of the entity and who has been convicted of a public entity crime. The term "affiliate" includes those officers, directors, executives, partners, shareholders, employees, members, and agents who are active in the management of an affiliate. The City of Fernandina Beach, Florida ownership by one of shares constituting a controlling income among persons when not for fair interest in another person, or a pooling of equipment or income among persons when not for fair market value under a length agreement, must be a prim facie case that one person controls another person. A person who was knowingly convicted of a public entity crime, in Florida during the preceding 36 months must be considered an affiliate.

7. I understand that a "person" as defined in Paragraph 287.133(1) (e), Florida Statutes, means any natural person or entity organized under the laws of the state or of the United States with the legal power to enter into a binding contract for provision of goods or services let by a public entity, or

   which otherwise transacts or applies to transact business with a public entity. The term "person" includes those officers, directors, executives, partners, shareholders, employees, members, and agents who are active in management of an entity.

8. Based on information and belief, the statement which I have marked below is true in relation to the entity submitting this sworn statement. (Please indicate which statement applies)

   X Neither the entity submitting this sworn statement, nor any officers, directors, executives, partners, shareholders, employees, members, or agents who are active in management of the entity, nor affiliate of the entity have been charged with and convicted of a public entity crime subsequent to July 1, 1989.

   ____ The entity submitting this sworn statement, or one or more of the officers, directors, executives, partners, shareholders, employees, members, or agents who are active in management of the entity, or an affiliate of the entity has been charged with and convicted of a public entity crime subsequent to July 1, 1989. (Please attach a copy of the final order.)

   ____ The person or affiliate was placed on the convicted FIRM list. There has been a subsequent proceeding before a hearing officer of the State of Florida, Division of Administrative Hearings. The final order entered by the hearing officer determined that it was in public interest to remove the person or affiliate from the convicted FIRM list. (Please attach a copy of the final order.)

   ____ The person or affiliate has not been placed on the convicted FIRM list. (Please describe any action taken by, or pending with, the Department of General Services.)

P. Frederick O'Dea 08/14/2023

P. Frederick O'Dea, Jr.-VP/CFO/SEC/TRES

Signature Date:

STATE OF FLORIDA
COUNTY OF Orange

P. Frederick O'Dea, Jr.

PERSONALLY APPEARED BEFORE ME, the undersigned authority, who, after first being sworn by me, affixed his/her signature at the space provided above on this 14th day of Aug, 2023, and is personally known to me, or has provided N/A as identification.

Notary Public State of Florida
Peggy I Jandrew
My Commission GG 940035
Expires 02/10/2024

Notary Public Peggy Jandrew

My Commission expires: 02/10/2024

THIS FORM MUST BE INCLUDED WITH BID/PROPOSAL

EXHIBIT "C"
DRUG-FREE WORKPLACE CERTIFICATION

The below-signed INDIVIDUAL/FIRM certifies that it has implemented a drug-free workplace program. In order to have a drug-free workplace prepare, a business must:

1. Publish a statement notifying employees that the unlawful manufacture, distribution, dispensing, possession, or use of a controlled substance is prohibited in the workplace and specifying the actions that will be taken against employees for violation of such prohibition.
2. Inform employees about the dangers of drug abuse in the workplace, the business's policy of maintaining a drug-free workplace, any available drug counseling, rehabilitation, and employee assistance programs, and the penalties that may be imposed upon employees for drug abuse violations.
3. Give each employee engaged in providing the commodities or services a copy of the statement specified in paragraph 1.
4. In the statement in paragraph 1., notify the employees that, as a condition of working on the commodities or contractual services that are under proposal, the employee will abide by the terms of the statement and will notify the employer of any conviction of, or plea of nolo contendere to, any violation occurring in the workplace no later than five (5) working days after such conviction.
5. Impose a sanction on, or require fine satisfactory participation in drug abuse assistance or rehabilitation program if such is available in the employee's community, by any employee who is convicted.
6. Make a good faith effort to continue to maintain a drug-free workplace through implementation of this section.

As the person authorized to sign this statement, I Certify that this firm complies fully with the above drug-free workplace requirements.

COMPANY: Hubbard Construction Company

CITY OF FERNANDINA BEACH, FLORIDA
INVITATION TO BID 23-27
MILLING, PAVING, PATCHING, STRIPING OF ASPHALT ROADS AND PARKING LOTS

CITY: Winter Park STATE: FL ZIP CODE: 32789

SIGNATURE: P. Frederick O'Dea PHONE: 407-645-5500

NAME (TYPED OR PRINTED): P. Frederick O'Dea, Jr. TITLE: VP/CFO/SEC/TRES

THIS FORM MUST BE INCLUDED WITH BID/PROPOSAL

EXHIBIT "D"

E-VERIFY STATEMENT

Bid/Proposal Number: 23-27

Project Description: Milling, paving, patching, striping of asphalt roads and parking lots

I/FIRM acknowledges and agrees to the following:

I/FIRM will utilize the U.S. Department of Homeland Security's E-Verify system, in accordance with the terms governing use of the system, to confirm the employment eligibility of:

1. All persons employed by the FIRM during the term of the Contract to perform employment duties within Florida; and

2. All persons assigned by the FIRM to perform work pursuant to the contract with the Department.

Individual/Company/Firm: Hubbard Construction Company

Authorized Signature: P. Frederick O'Dea

Title: P. Frederick O'Dea, Jr. - VP/CFO/SEC/TRES

Date: 08/14/2023

THIS FORM MUST BE INCLUDED WITH BID/PROPOSAL

EXHIBIT "E"

PROPOSER ACKNOWLEDGEMENTS AND AGREEMENTS

CITY OF FERNANDINA BEACH, FLORIDA
INVITATION TO BID 23-27
MILLING, PAVING, PATCHING, STRIPING OF ASPHALT ROADS AND PARKING LOTS

The undersigned, as an employee or agent of the Proposer, having the authority to sign a binding agreement on behalf of the corporation, company, or firm presenting this submittal, confirms understanding and/or agreement and/or takes exception with any statement in the following sections of this RFP document.

1. INTRODUCTION AND GENERAL INFORMATION
   Understands and agrees to all terms.

2. PROPOSAL INSTRUCTIONS, TERMS AND CONDITIONS
   Understands and agrees to all terms.

3. EVALUATION AND CONTRACT OVERVIEW
   Understands and agrees to all terms.

4. PROPOSER'S RESPONSE: SUBMITTAL INFORMATION
   Understands and agrees to all terms.

5. PROPOSER'S RESPONSE: PROPOSED TEAM
   Understands and agrees to all terms.

6. PROPOSER'S RESPONSE: PROPOSED COMPENSATION
   Understands and agrees to all terms.

Name: P. Frederick O'Dea, Jr. Title: VP/CFO/SEC/TRES

Signature: P. Frederick O'Dea Date: 08/14/2023

THIS FORM MUST BE INCLUDED WITH BID/PROPOSAL

EXHIBIT "F"

CONFLICT OF INTEREST STATEMENT

This sworn statement is submitted with Bid, Proposal or Contract for Fernandina Beach.

This sworn statement is submitted by (entity) Hubbard Construction Company whose business address is 1936 Lee Rd Suite 300 Winter Pk, FL 32789 and (if applicable) Federal Employer Identification Number (FEIN) is 59-0594298 (If a Sole Proprietor and you have no FEIN, include the last four (4) digits of your Social Security Number: N/A .)

My name is P. Frederick O'Dea, Jr. and my relationship to the entity named above is VP/CFO/SEC/TRES.

CITY OF FERNANDINA BEACH, FLORIDA
INVITATION TO BID 23-27
MILLING, PAVING, PATCHING, STRIPING OF ASPHALT ROADS AND PARKING LOTS

1. The above-named entity is submitting a Proposal for the City of Fernandina Beach.
2. The Affiant has made diligent inquiry and provides the information contained in the Affidavit based upon his/her own knowledge.
3. The Affiant states that only one submittal for the above proposal is being submitted and that the above-named entity has no financial interest in other entities submitting proposals for the same project.
4. Neither the Affiant nor the above- named entity has directly or indirectly entered into any agreement, participated in any collusion, or otherwise taken any action in restraints of free competitive pricing in connection with the entity's submittal for the above proposal. This statement restricts the discussion of pricing data until the completion of negotiations if necessary and execution of the Contract for this project.
5. Neither the entity not its affiliates, nor anyone associated with them, is presently suspended or otherwise ineligible from participation in contract letting by any local, State, or Federal Agency.
6. Neither the entity nor its affiliates, nor anyone associated with them have any potential conflict of interest due to any other clients, contracts, or property interests for this project.
7. I certify that no member of the entity's ownership or management is presently applying for an employee position or actively seeking an elected position with the City of Fernandina Beach.
8. I certify that no member of the entity's ownership or management, or staff has a vested interest in any aspect of the City of Fernandina Beach.
9. In the event that a conflict of interest is identified in the provision of services, I, on behalf of the above-named entity, will immediately notify the City of Fernandina Beach.

P Frederick O'Dea 08/14/2023
Signature Date:

STATE OF FLORIDA
COUNTY OF Orange
PERSONALLY APPEARED BEFORE ME, the undersigned authority, who, after first being sworn by me, affixed his/her signature at the space provided above on this 14th day of August, 2023, and is personally known to me, or has provided N/A as identification.

Peggy Jandrew
Notary Signature

My Commission expires: 02/10/2024

Notary Public State of Florida
Peggy I Jandrew
My Commission GG 940035
Expires 02/10/2024

THIS FORM MUST BE INCLUDED WITH BID/PROPOSAL

EXHIBIT "G"

NON-COLLUSION AFFIDAVIT

This sworn statement is submitted with Bid, Proposal or Contract for Fernandina Beach.

This sworn statement is submitted by (entity) Hubbard Construction Company whose business address is 1936 Lee Rd Suite 300 Winter Pk, FL 32789 and (if applicable) Federal Employer Identification Number (FEIN) is 59-0594298 (If a Sole Proprietor and you have no FEIN, include the last four (4) digits of your Social Security Number: N/A .)

My name is P. Frederick O'Dea, Jr. and my relationship to the entity named above is VP/CFO/SEC/TRES.

1. The above named is fully informed respecting the preparation and contents of the attached proposal and of all pertinent circumstances respecting such proposal;
2. Such Proposal is genuine and is not a collusive or sham proposal;

3. Neither the said Proposer nor any of its officers, partners, owners, agents, representatives, employees, or parties in interest, including this affiant, has in any way colluded, connived, or agreed, directly or indirectly, with any other Bidder, firm or person to submit a collusive or sham Proposal in connection with such Contract, or has in any manner, directly or indirectly, sought by agreement or collusion or communication or conference with any other Bidder, firm, or person to fix the price or prices in the attached proposal or any other Bidder, or to fix any overhead, profit or cost element of the proposal price or the proposal price of any other Bidder, or to secure through any collusion, connivance, or unlawful agreement any advantage against the City of Fernandina Beach, Florida or any person interested in the proposed Contract; and
4. The price or prices quoted in the attached proposal are fair and proper and are not tainted by any collusion, conspiracy, connivance, or unlawful agreement on the part of the Bidder or any of its agents, representatives, owners, employees, or parties in interest, including this affiant.

P. Frederick Wirth 08/14/2023
Signature Date:

STATE OF FLORIDA
COUNTY OF Orange

PERSONALLY APPEARED BEFORE ME, the undersigned authority, who, after first being sworn by me, affixed his/her signature at the space provided above on this 14th day of August, 2023, and is personally known to me, or has provided N/A as identification.

Peggy Jandrew My Commission expires: 02/10/2024
Notary Signature

Notary Public State of Florida
Peggy I Jandrew
My Commission GG 940035
Expires 02/10/2024

THIS FORM MUST BE INCLUDED WITH BID/PROPOSAL

EXHIBIT "H"

DISPUTES DISCLOSURE FORM

Answer the following questions by placing as "X" after "YES" or "NO". If you answer "YES", please explain in the space provided, or via attachment.

Has your firm or any of its officers, received a reprimand of any nature or been suspended by the Department of Professional Regulations or any other regulatory agency or professional association within the last five (5) years?
YES___ NO X

Has your firm, or any member of your firm, been declared in default, terminated or removed from a contract or job related to the services your firm provides in the regular course of business within the last five (5) years?
YES_____ NO X

Has your firm had against it or filed any request for equitable adjustment, contract claims, bid protest, or litigation in the past five (5) years that is related to the services your firm provides in the regular course of business?

CITY OF FERNANDINA BEACH, FLORIDA
INVITATION TO BID 23-27
MILLING, PAVING, PATCHING, STRIPING OF ASPHALT ROADS AND PARKING LOTS

YES X NO _____ See attached spreadsheet

If yes, state the nature of the request for equitable adjustment, contract claim, litigation, or protest, and state a brief description of the case, the outcome or status of the suit and the monetary amounts or extended contract time involved.

I hereby certify that all statements made are true and agree and understand that any misstatement or misrepresentation or falsification of facts will be cause for forfeiture of rights for further consideration of this proposal for the City of Fernandina Beach.

Hubbard Construction Company	08/14/2023
Firm	Date
P. Frederick O'Dea	P. Frederick O'Dea, Jr.-VP/CFO/SEC/TRES
Authorized Signature	Printed or Typed Name and Title

THIS FORM MUST BE INCLUDED WITH BID/PROPOSAL

Updated 07.26.23

Hubbard Construction Company
List of Public Contract Litigation (Last 10 Years)

Project No.	Year Filed	Counterparty	Project Owner	Project	Description
30036	2016	Stephen J. Dibbs and North Dale Development Ltd.	Florida Dept. of Transportation 605 Suwannee Street Haydon Burns Building Tallahassee, FL 32301 Tel 850-414-4000 Fax 850-414-4947	SR-55/US19 Reconstruction	Plaintiff sued Hubbard and FDOT alleging non-payment for fill dirt supplied to project. Hubbard defended vigorously as material did not meet specs. Settled before trial, dismissed.
65073	2015	W. W. Engineering Inc. and NGM Insurance Company	Florida Dept. of Transportation 605 Suwannee Street Haydon Burns Building Tallahassee, FL 32301 Tel 850-414-4000 Fax 850-414-4947	Cassat & Blanding Blvd.	Hubbard defaulted/terminated pipe liner Sub (WWE) for non-performance and sued Sub and its Surety for cost to complete and delay damages. Sub counterclaimed and brought a 3rd party claim against Hubbard's surety for wrongful termination damages. Settled at mediation in June 2016. Owner was not a party to case.
20121	2019	Florida Department of Transportation	Florida Dept. of Transportation 605 Suwannee Street Haydon Burns Building Tallahassee, FL 32301 Tel 850-414-4000 Fax 850-414-4947	SR21 (Blanding Blvd)	Hubbard filed a complaint 01/14/2019 for breach of contract due to significant and numerous delays by Owner which increased the cost of Hubbard's work. Settled before trial and Hubbard withdrew complaint.
20122	2019	Florida Department of Transportation	Florida Dept. of Transportation 605 Suwannee Street Haydon Burns Building Tallahassee, FL 32301 Tel 850-414-4000 Fax 850-414-4947	SR10 (Atlantic Blvd)	Hubbard filed a complaint 01/14/2019 for breach of contract due to significant and numerous delays by Owner which increased the cost of Hubbard's work. Settled before trial and Hubbard withdrew complaint.
70039	2020	AKCA, Inc.	Florida Dept. of Transportation 605 Suwannee Street Haydon Burns Building Tallahassee, FL 32301 Tel 850-414-4000 Fax 850-414-4947	SR-9/I-95 Express Lanes	Hubbard directed its subcontractor to complete warranty work per the subcontract. Subcontractor refused. Hubbard completed the work and set off the cost to complete. Subcontractor sued Hubbard and its payment bond surety for alleged monies due. This matter was settled in December 2021. Owner is not a party to the case.

Updated 07.26.23

Project No.	Year Filed	Counterparty	Project Owner	Project	Description
GDOT CSSNHS-008-00(256)	2019	LBH Engineers	Georgia Dept. of Transportation One Georgia Center 600 West Peachtree NW Atlanta, GA 30308 404-631-1990	Northwest Corridor Express Lanes (GA)	Hubbard was a minority JV partner with Archer Western on this public highway project for the GDOT. The project is completed. LBH sued Hubbard (along with the JV, the designer, and other parties) for alleged patent infringement related to the design of partially poured concrete beams. Owner was also a named defendant in the case but was dismissed on motion. The case was settled before trial in June 2021.
70039	2020	Central Florida Underground	Florida Dept. of Transportation 605 Suwannee Street Haydon Burns Building Tallahassee, FL 32301 Tel 850-414-4000 Fax 850-414-4947	SR-9/I-95 Express Lanes	Central Florida Underground ("CFU") filed for binding arbitration under the AAA for outstanding retainage held by Hubbard to complete the subcontractor's scope of work. The case was settled prior to arbitration in September 2020.
70039	2016	Fidelity & Deposit Company of Maryland	Florida Dept. of Transportation 605 Suwannee Street Haydon Burns Building Tallahassee, FL 32301 Tel 850-414-4000 Fax 850-414-4947	SR-9/I-95 Express Lanes	Hubbard terminated its subcontractor for ITS work on the project. Subcontractor's surety, F&D, completed the subcontractor's work and a dispute arose between Hubbard and F&D over monies allegedly owed to F&D and damages suffered by Hubbard as a result of the subcontractor's default. Jury Trial was held in Sept. 2022 with verdict returned 100% for Hubbard.
GDOT CSSNHS-008-00(256)	2020	Parsons RECo Berkel Tricore	Georgia Dept. of Transportation One Georgia Center 600 West Peachtree NW Atlanta, GA 30308 404-631-1990	Northwest Corridor Express Lanes (GA)	Hubbard was a minority JV partner with Archer Western on this public highway project for the GDOT. The project is completed. In September 2020, JV initiated arbitration proceedings against several parties associated with the construction of MSE walls and related defect repairs and delays. Owner is not a party to this case. This issue was settled before hearing in June 2023.
GDOT CSSNHS-008-00(256)	2020	Hubert Properties	Georgia Dept. of Transportation One Georgia Center 600 West Peachtree NW Atlanta, GA 30308 404-631-1990	Northwest Corridor Express Lanes (GA)	In early 2020, Hubert Properties sued GDOT for trespass (using more property than taken in government condemnation). GDOT tendered defense to the JV under indemnity obligations. Discovery is ongoing.

Updated 07.26.23

Project No.	Year Filed	Counterparty	Project Owner	Project	Description
E4K49 6073	2020	Ranger Construction	Florida Dept. of Transportation 605 Suwannee Street Haydon Burns Building Tallahassee, FL 32301 Tel 850-414-4000 Fax 850-414-4947	I-95 Express Lanes from North of Golden Glades to South of Broward Boulevard	Ranger was a subcontractor to Hubbard that performed paving work on unit prices. Due to extended project durations (caused by other issues outside Hubbard's control), Ranger sued Hubbard for escalated unit rates. Owner is not a party to this case. This case settled before trial in May 2021.
CFX 6011.010430	2021	Mack Industries	Central Florida Expressway Authority ("CFX") 4974 ORL Tower Road Orlando, FL 32807 Tel 407-690-5000 Fax 407-690-5011 info@CFXway.com	SR 417 Widening from Econlockhastchee to Seminole County	Mack Industries sued Hubbard and its bonding company over alleged non-payment after certain work was deducted from their subcontract scope. This matter was settled before trial in October 2021. Owner is not a party to this case.
N/A	2019	Caravan Hotel Properties	Caravan Hotel Properties, LLC Orange County, FL	Clarion Inn & Suites Renovation	After a payment dispute arose, Hubbard filed a lien against the owner's property. Payment was eventually made and the plaintiff sued Hubbard alleging it failed to discharge the lien in a timely manner. This matter was settled in September 2021. The Owner was not a party to this case.
70039	2022	Florida Department of Transportation	Florida Dept. of Transportation 605 Suwannee Street Haydon Burns Building Tallahassee, FL 32301 Tel 850-414-4000 Fax 850-414-4947	SR-9/I-95 Express Lanes	FDOT directed Hubbard to perform certain repairs to vertical sign structures that were alleged to have cracks near the base. Hubbard does not agree that this was required by its contractual warranty obligations. Hubbard initiated an arbitration proceeding at the State Arbitration Board in June 2022 (pending).
E1V43 FPID 436673-1-52-01	2023	Florida Department of Transportation	Florida Dept. of Transportation 605 Suwannee Street Haydon Burns Building Tallahassee, FL 32301 Tel 850-414-4000 Fax 850-414-4947	SR35(US98) W. Socrum Loop Road to CR54 in Polk County	Hubbard filed a bid protest related to a design build project award. This protest was resolved and voluntarily dismissed before assignment to an administrative judge.

No stop notices have been filed and no terminations for cause have occurred on work undertaken by Hubbard. A few projects were temporarily suspended by owners due to impacts caused by COVID-19 and Hubbard cooperated with Owner directives to mitigate those impacts.

Hubbard performs over $300,000,000 of construction each year and in the ordinary course of its business is subject to various claims, disputes, termination, arbitrations, and other legal proceedings which are customary in the industry. This list does not include customary project-level disputes or claims, efforts to secure payment from outstanding debtors, or other personal injury or other covered insurance claims (that are handled by the Company's general liability carrier).

Pending
Against Owner

CITY OF FERNANDINA BEACH, FLORIDA
ADDENDUM NO. 1
For ITB 23-27

MILLING, PAVING, PATCHING, STRIPING OF ASPHALT ROADS AND PARKING LOTS

City of Fernandina Beach
204 Ash Street
Fernandina Beach, FL 32034

ADDENDUM No. 1

The following changes are applicable to the original documents and specifications of **ITB 23-27**. This Addendum No.1 now becomes part of the original Invitation to Bid and shall be acknowledged by attaching a copy of this Addendum, signed by an authorized representative of the person or firm submitting the bid. Failure to do so may disqualify the bid submittal.

Submitters shall thoroughly familiarize themselves with the contents of this Addendum before submitting the bid.

NAME: P. Frederick O'Dea, Jr. **TITLE:** VP/CFO/SEC/TRES

ADDRESS: 1936 Lee Road, Suite 300

CITY: Winter Park **STATE:** Florida

AUTHORIZED SIGNATURE: P. Frederick O'Dea **DATE:** 8/15/23

AIA® Document A310™ – 2010

Bid Bond

CONTRACTOR:
(Name, legal status and address)
HUBBARD CONSTRUCTION COMPANY
1936 Lee Road, Suite 300
Winter Park, FL 32789

SURETY:
(Name, legal status and principal place of business)
LIBERTY MUTUAL INSURANCE COMPANY
175 Berkeley Street
Boston, MA 02116

This document has important legal consequences. Consultation with an attorney is encouraged with respect to its completion or modification.

Any singular reference to Contractor, Surety, Owner or other party shall be considered plural where applicable.

OWNER:
(Name, legal status and address)
CITY OF FERNANDINA BEACH
204 Ash Street, Fernandina Beach, FL 32034-4230

BOND AMOUNT: Five Percent of Amount bid
(5% of Amount Bid)

PROJECT:
(Name, location or address, and Project number, if any)
Milling, Paving, Patching, Striping of Asphalt Roads and Parking Lots.

Project Number, if any: 23-27

The Contractor and Surety are bound to the Owner in the amount set forth above, for the payment of which the Contractor and Surety bind themselves, their heirs, executors, administrators, successors and assigns, jointly and severally, as provided herein. The conditions of this Bond are such that if the Owner accepts the bid of the Contractor within the time specified in the bid documents, or within such time period as may be agreed to by the Owner and Contractor, and the Contractor either (1) enters into a contract with the Owner in accordance with the terms of such bid, and gives such bond or bonds as may be specified in the bidding or Contract Documents, with a surety admitted in the jurisdiction of the Project and otherwise acceptable to the Owner, for the faithful performance of such Contract and for the prompt payment of labor and material furnished in the prosecution thereof; or (2) pays to the Owner the difference, not to exceed the amount of this Bond, between the amount specified in said bid and such larger amount for which the Owner may in good faith contract with another party to perform the work covered by said bid, then this obligation shall be null and void, otherwise to remain in full force and effect. The Surety hereby waives any notice of an agreement between the Owner and Contractor to extend the time in which the Owner may accept the bid. Waiver of notice by the Surety shall not apply to any extension exceeding sixty (60) days in the aggregate beyond the time for acceptance of bids specified in the bid documents, and the Owner and Contractor shall obtain the Surety's consent for an extension beyond sixty (60) days.

If this Bond is issued in connection with a subcontractor's bid to a Contractor, the term Contractor in this Bond shall be deemed to be Subcontractor and the term Owner shall be deemed to be Contractor.

When this Bond has been furnished to comply with a statutory or other legal requirement in the location of the Project, any provision in this Bond conflicting with said statutory or legal requirement shall be deemed deleted herefrom and provisions conforming to such statutory or other legal requirement shall be deemed incorporated herein. When so furnished, the intent is that this Bond shall be construed as a statutory bond and not as a common law bond.

Signed and sealed this 9th day of August, 2023

(Witness)	HUBBARD CONSTRUCTION COMPANY *(Principal)* *(Seal)*
	(Title)
(Witness) Harry Tejeda	LIBERTY MUTUAL INSURANCE COMPANY *(Surety)* *(Seal)*
	(Title) Pedro Gonzalez Jr., Attorney in Fact

AIA Document A310™ – 2010. Copyright © 1963, 1970 and 2010 by The American Institute of Architects. All rights reserved.

This Power of Attorney limits the acts of those named herein, and they have no authority to bind the Company except in the manner and to the extent herein stated.

Liberty Mutual Insurance Company
The Ohio Casualty Insurance Company
West American Insurance Company

Certificate No: **8207389-016018**

POWER OF ATTORNEY

KNOWN ALL PERSONS BY THESE PRESENTS: That The Ohio Casualty Insurance Company is a corporation duly organized under the laws of the State of New Hampshire, that Liberty Mutual Insurance Company is a corporation duly organized under the laws of the State of Massachusetts, and West American Insurance Company is a corporation duly organized under the laws of the State of Indiana (herein collectively called the "Companies"), pursuant to and by authority herein set forth, does hereby name, constitute and appoint, Claudette Alexander Hunt, Pedro Gonzalez, Jr.

all of the city of Miami state of FL each individually if there be more than one named, its true and lawful attorney-in-fact to make, execute, seal, acknowledge and deliver, for and on its behalf as surety and as its act and deed, any and all undertakings, bonds, recognizances and other surety obligations, in pursuance of these presents and shall be as binding upon the Companies as if they have been duly signed by the president and attested by the secretary of the Companies in their own proper persons.

IN WITNESS WHEREOF, this Power of Attorney has been subscribed by an authorized officer or official of the Companies and the corporate seals of the Companies have been affixed thereto this 24th day of February, 2022.

Liberty Mutual Insurance Company
The Ohio Casualty Insurance Company
West American Insurance Company

By: _____
David M. Carey, Assistant Secretary

State of PENNSYLVANIA
County of MONTGOMERY ss

On this 24th day of February, 2022 before me personally appeared David M. Carey, who acknowledged himself to be the Assistant Secretary of Liberty Mutual Insurance Company, The Ohio Casualty Company, and West American Insurance Company, and that he, as such, being authorized so to do, execute the foregoing instrument for the purposes therein contained by signing on behalf of the corporations by himself as a duly authorized officer.

IN WITNESS WHEREOF, I have hereunto subscribed my name and affixed my notarial seal at King of Prussia, Pennsylvania, on the day and year first above written.

Commonwealth of Pennsylvania - Notary Seal
Teresa Pastella, Notary Public
Montgomery County
My commission expires March 28, 2025
Commission number 1126044
Member, Pennsylvania Association of Notaries

By: _____
Teresa Pastella, Notary Public

This Power of Attorney is made and executed pursuant to and by authority of the following By-laws and Authorizations of The Ohio Casualty Insurance Company, Liberty Mutual Insurance Company, and West American Insurance Company which resolutions are now in full force and effect reading as follows:

ARTICLE IV – OFFICERS: Section 12. Power of Attorney.
Any officer or other official of the Corporation authorized for that purpose in writing by the Chairman or the President, and subject to such limitation as the Chairman or the President may prescribe, shall appoint such attorneys-in-fact, as may be necessary to act in behalf of the Corporation to make, execute, seal, acknowledge and deliver as surety any and all undertakings, bonds, recognizances and other surety obligations. Such attorneys-in-fact, subject to the limitations set forth in their respective powers of attorney, shall have full power to bind the Corporation by their signature and execution of any such instruments and to attach thereto the seal of the Corporation. When so executed, such instruments shall be as binding as if signed by the President and attested to by the Secretary. Any power or authority granted to any representative or attorney-in-fact under the provisions of this article may be revoked at any time by the Board, the Chairman, the President or by the officer or officers granting such power or authority.

ARTICLE XIII – Execution of Contracts: Section 5. Surety Bonds and Undertakings.
Any officer of the Company authorized for that purpose in writing by the chairman or the president, and subject to such limitations as the chairman or the president may prescribe, shall appoint such attorneys-in-fact, as may be necessary to act in behalf of the Company to make, execute, seal, acknowledge and deliver as surety any and all undertakings, bonds, recognizances and other surety obligations. Such attorneys-in-fact subject to the limitations set forth in their respective powers of attorney, shall have full power to bind the Company by their signature and execution of any such instruments and to attach thereto the seal of the Company. When so executed such instruments shall be as binding as if signed by the president and attested by the secretary.

Certificate of Designation – The President of the Company, acting pursuant to the Bylaws of the Company, authorizes David M. Carey, Assistant Secretary to appoint such attorneys-in-fact as may be necessary to act on behalf of the Company to make, execute, seal, acknowledge and deliver as surety any and all undertakings, bonds, recognizances and other surety obligations.

Authorization – By unanimous consent of the Company's Board of Directors, the Company consents that facsimile or mechanically reproduced signature of any assistant secretary of the Company, wherever appearing upon a certified copy of any power of attorney issued by the Company in connection with surety bonds, shall be valid and binding upon the Company with the same force and effect as though manually affixed.

I, Renee C. Llewellyn, the undersigned, Assistant Secretary, The Ohio Casualty Insurance Company, Liberty Mutual Insurance Company, and West American Insurance Company do hereby certify that the original power of attorney of which the foregoing is a full, true and correct copy of the Power of Attorney executed by said Companies, is in full force and effect and has not been revoked.

IN TESTIMONY WHEREOF, I have hereunto set my hand and affixed the seals of said Companies this 9th day of August, 2023.

By: _____
Renee C. Llewellyn, Assistant Secretary

Not valid for mortgage, note, loan, letter of credit, currency rate, interest rate or residual value guarantees.

For bond and/or Power of Attorney (POA) verification inquiries, please call 610-832-8240 or email HOSUR@libertymutual.com.

LIBERTY MUTUAL INSURANCE COMPANY

Financial Statement – December 31, 2022

Assets

Cash and Bank Deposits	$3,908,755,039
*Bonds — U.S Government	3,451,999,931
*Other Bonds	18,862,255,155
*Stocks	19,372,953,698
Real Estate	190,092,373
Agents' Balances or Uncollected Premiums	7,929,876,358
Accrued Interest and Rents	166,740,412
Other Admitted Assets	15,968,062,977
Total Admitted Assets	**$69,850,735,943**

Liabilities

Unearned Premiums	$10,133,358,204
Reserve for Claims and Claims Expense	27,953,643,316
Funds Held Under Reinsurance Treaties	368,610,620
Reserve for Dividends to Policyholders	1,379,296
Additional Statutory Reserve	197,278,000
Reserve for Commissions, Taxes and Other Liabilities	9,206,000,954
Total	**$47,860,270,390**
Special Surplus Funds	$195,696,103
Capital Stock	10,000,075
Paid in Surplus	13,324,803,036
Unassigned Surplus	8,459,966,339
Surplus to Policyholders	**21,990,465,553**
Total Liabilities and Surplus	**$69,850,735,943**

* Bonds are stated at amortized or investment value; Stocks at Association Market Values.
The foregoing financial information is taken from Liberty Mutual Insurance Company's financial statement filed with the state of Massachusetts Department of Insurance.

I, TIM MIKOLAJEWSKI, Assistant Secretary of Liberty Mutual Insurance Company, do hereby certify that the foregoing is a true, and correct statement of the Assets and Liabilities of said Corporation, as of December 31, 2022, to the best of my knowledge and belief.

IN WITNESS WHEREOF, I have hereunto set my hand and affixed the seal of said Corporation at Seattle, Washington, this 8th day of March 2023.

T A Mikolajewski

Assistant Secretary

HUBBARD

Project References

Contract Name	Client	Contact	Original Contract Amount	Final Contract Amount	Start	Finish	Scope of Work
(21/22-54) CR 220 @ TOWN CENTER BLVD	CLAY COUNTY BCC 477 HOUSTON ST GREEN COVE SPRINGS, FL 32043	"AS SUBCONTRACTOR TO HCC"	$ 207,724		5/15/2023		TURN LANE WIDENING & INTERSECTION RESURFACING
(-) OYSTER CREEK (FINAL LIFT)	LENNAR HOMES, LLC 9440 PHILLIPS HWY JACKSONVILLE, FL 32256	CHRIS YOUNG LAND DEVELOPMENT MANAGER 904-380-0778	$ 151,280		10/14/2021		FINAL ASPHALT LIFT AND CONCRETE CURB REPAIRS
(21-97) COUNTYWIDE PAVEMENT MAINTENANCE AND REHABILITATION CONTINUING SERVICES	ST. JOHNS COUNTY PURCHASING DEPARTMENT 500 SAN SEBESTIAN VIEW ST. AUGUSTINE, FL 32084	TOMMY MASHBURN PROJECT MANAGER - PUBLIC WORKS 904-209-0184 TMASHBURN@SJCFL.US	$ 1,348,627		10/25/2022		FY22 TASK ORDER #1: MILLING AND RESURFACING SOUTHLAKE, THE VINNINGS, TIGER CREEK, VILLAGE GREEN, AND IVY LAKES
(21-97) COUNTYWIDE PAVEMENT MAINTENANCE AND REHABILITATION CONTINUING SERVICES	ST. JOHNS COUNTY PURCHASING DEPARTMENT 500 SAN SEBESTIAN VIEW ST. AUGUSTINE, FL 32084	TOMMY MASHBURN PROJECT MANAGER - PUBLIC WORKS 904-209-0184 TMASHBURN@SJCFL.US	$ 1,229,074		10/25/2021		FY22 TASK ORDER #2: MILLING AND RESURFACING ANASTASIA ISLAND, SOUTH BEACH, ST. AUGUSTINE BEACH, MOSES CREEK, SILVERCREEK, AND PALMO FISH CAMP
(21-97) COUNTYWIDE PAVEMENT MAINTENANCE AND REHABILITATION CONTINUING SERVICES	ST. JOHNS COUNTY PURCHASING DEPARTMENT 500 SAN SEBESTIAN VIEW ST. AUGUSTINE, FL 32084	TOMMY MASHBURN PROJECT MANAGER - PUBLIC WORKS 904-209-0184 TMASHBURN@SJCFL.US	$ 158,473		1/19/2022		FY22 TASK ORDER #3: MILLING AND RESURFACING VILANO BOAT RAMP
(21-97) COUNTYWIDE PAVEMENT MAINTENANCE AND REHABILITATION CONTINUING SERVICES	ST. JOHNS COUNTY PURCHASING DEPARTMENT 500 SAN SEBESTIAN VIEW ST. AUGUSTINE, FL 32084	TOMMY MASHBURN PROJECT MANAGER - PUBLIC WORKS 904-209-0184 TMASHBURN@SJCFL.US	$ 1,516,524		2/3/2022		FY22 TASK ORDER #4: MILLING AND RESURFACING PONTE VEDRA BLVD, DOLPHIN COVE, AND BARTRAM TRL
(-) WINDWARD RANCH (FINAL LIFT)	LENNAR HOMES, LLC 9440 PHILLIPS HWY JACKSONVILLE, FL 32256	GINNY FEINER LAND DEVELOPMENT MANAGER 904-380-0778 GINNY.FEINER@LENNAR.COM	$ 339,073		3/1/2022		FINAL ASPHALT LIFT AND CONCRETE CURB REPAIRS
(21-97) COUNTYWIDE PAVEMENT MAINTENANCE AND REHABILITATION CONTINUING SERVICES	ST. JOHNS COUNTY PURCHASING DEPARTMENT 500 SAN SEBESTIAN VIEW ST. AUGUSTINE, FL 32084	TOMMY MASHBURN PROJECT MANAGER - PUBLIC WORKS 904-209-0184 TMASHBURN@SJCFL.US	$ 1,882,517		4/5/2022		TASK ORDER #5: MILLING AND RESURFACING ST. AUGUSTINE SHORES, FAVER DYKES RD, KINGS RD, CR 13 N, AND OLD CR 210
(-) SPCA RESURFACING	MARSH LANDING MANAGEMENT COMPANY 4200 MARSH LANDING BLVD, SUITE 200 JACKSONVILLE, FL 32250	TRIPP RICHLAND 904-591-8047 TRICHLAND@MARSHLANDING.ORG	$ 760,435		5/19/2022		MILLING AND RESURFACING VARIOUS ROADS AT SAWGRASS PLAYERS CLUB ASSOCIATION
(-) FOX RIDGE	LENNAR HOMES, LLC 9440 PHILLIPS HWY JACKSONVILLE, FL 32256	JONATHAN SIMMONS LAND DEVELOPMENT MANAGER 904-380-0778	$ 100,339		6/15/2022		CONCRETE CURB AND SIDEWALK REPAIRS

Project References

Contract Name	Client	Contact	Original Contract Amount	Final Contract Amount	Start	Finish	Scope of Work
(-) GARY RD @ SR 16	SUPERIOR CONSTRUCTION COMPANY 7072 BUSINESS PARK BLVD N JACKSONVILLE, FL 32256	ALTON CHAMBERLAIN PROJECT MANAGER 904-292-4240	$ 30,720				PAVING FOR NEW GARY RD ALIGNMENT
(2122-09) MILLING AND PAVING 2022	CITY OF ATLANTIC BEACH 1200 SANDPIPER LN ATLANTIC BEACH, FL 32233	LISA SHOWMAN PUBLIC WORKS DEPARTMENT 904-247-5834	$ 316,676		8/1/2022		MILLING AND RESURFACING, INCLUDING PAVEMENT MARKINGS, SPECIFIC ROADS WITHIN CITY LIMITS
(N69450-22-C-0015) PAVE AKRON ROAD	CENTRAL SOUTHERN CONSTRUCTION 2410 HARPER STREET JACKSONVILLE, FL 32204	DAVID BUCCI 904-955-3844	$ 145,921		6/27/2022		MILLING AND RESURFACING, INCLUDING PAVEMENT MARKINGS, SPECIFIC ROADS WITHIN CITY LIMITS
(-) 11TH STEET @ EAST COAST DRIVE ROADWAY REPAIR	TRIX UTILITY SERVICE 6400 NEW HOPE CHURCH RD WADE, NC 28395	CHRISTOPHER DAVIS PROJECT MANAGER 470-707-2903 CHRIS.DAVIS@TRIXUS.NET	$ 78,006		7/20/2022		EMERGENCY REPAIR: ASPHALT BASE REPAIR, MILLING & RESURFACING, SIDEWALK REPAIR, AND PAVEMENT MARKINGS
(-) TAMAYA PARCEL E-2 REDHAWK VILLAGE (FINAL LIFT)	LENNAR HOMES, LLC 9440 PHILLIPS HWY JACKSONVILLE, FL 32256	GINNY FEINER LAND DEVELOPMENT MANAGER 904-380-0778 GINNY.FEINER@LENNAR.COM	$ 139,782		10/31/2022		FINAL ASPHALT LIFT AND CONCRETE CURB REPAIRS

HUBBARD

Project References

Contract Name	Client	Contact	Original Contract Amount	Final Contract Amount	Start	Finish	Scope of Work
(NC22-024) CR 108 FROM BAY RD TO MIDDLE RD	NASSAU COUNTY 96161 NASSAU PLACE YULEE, FL 32097	GINNY FEINER LAND DEVELOPMENT MANAGER 904-380-0778 GINNY.FEINER@LENNAR.COM	$ 4,271,901				MILLING AND RESURFACING CR 108 INCLUDING MINOR WIDENING
(21-97) COUNTYWIDE PAVEMENT MAINTENANCE AND REHABILITATION CONTINUING SERVICES	ASPHALT PAVING SYSTEMS 8940 GALL BLVD ZEPHYRHILLS, FL 33541	KRIS SHANE PROJECT MANAGER 813-4801865 K.SHANEAPS@GMAIL.COM	$ 2,224,089				FY23 WORK PLAN #1: INSTALLING FINAL ASPHALT OVERLAY FOR VARIOUS LOCATIONS IN ST JOHNS COUNTY

Form **W-9**
(Rev. October 2018)
Department of the Treasury
Internal Revenue Service

Request for Taxpayer Identification Number and Certification

▶ Go to *www.irs.gov/FormW9* for instructions and the latest information.

Give Form to the requester. Do not send to the IRS.

Print or type. See Specific Instructions on page 3.

1 Name (as shown on your income tax return). Name is required on this line; do not leave this line blank.

Hubbard Construction Company

2 Business name/disregarded entity name, if different from above

3 Check appropriate box for federal tax classification of the person whose name is entered on line 1. Check only one of the following seven boxes.

☐ Individual/sole proprietor or single-member LLC ☑ C Corporation ☐ S Corporation ☐ Partnership ☐ Trust/estate

☐ Limited liability company. Enter the tax classification (C=C corporation, S=S corporation, P=Partnership) ▶

Note: Check the appropriate box in the line above for the tax classification of the single-member owner. Do not check LLC if the LLC is classified as a single-member LLC that is disregarded from the owner unless the owner of the LLC is another LLC that is **not** disregarded from the owner for U.S. federal tax purposes. Otherwise, a single-member LLC that is disregarded from the owner should check the appropriate box for the tax classification of its owner.

☐ Other (see instructions) ▶

4 Exemptions (codes apply only to certain entities, not individuals; see instructions on page 3):

Exempt payee code (if any) 5

Exemption from FATCA reporting code (if any) N/A

(Applies to accounts maintained outside the U.S.)

5 Address (number, street, and apt. or suite no.) See instructions.

1936 Lee Road, Suite 300

Requester's name and address (optional)

6 City, state, and ZIP code

Winter Park, FL 32789

7 List account number(s) here (optional)

Part I Taxpayer Identification Number (TIN)

Enter your TIN in the appropriate box. The TIN provided must match the name given on line 1 to avoid backup withholding. For individuals, this is generally your social security number (SSN). However, for a resident alien, sole proprietor, or disregarded entity, see the instructions for Part I, later. For other entities, it is your employer identification number (EIN). If you do not have a number, see *How to get a TIN*, later.

Note: If the account is in more than one name, see the instructions for line 1. Also see *What Name and Number To Give the Requester* for guidelines on whose number to enter.

Social security number

			–			–				

or

Employer identification number

5	9	–	0	5	9	4	2	9	8

Part II Certification

Under penalties of perjury, I certify that:

1. The number shown on this form is my correct taxpayer identification number (or I am waiting for a number to be issued to me); and
2. I am not subject to backup withholding because: (a) I am exempt from backup withholding, or (b) I have not been notified by the Internal Revenue Service (IRS) that I am subject to backup withholding as a result of a failure to report all interest or dividends, or (c) the IRS has notified me that I am no longer subject to backup withholding; and
3. I am a U.S. citizen or other U.S. person (defined below); and
4. The FATCA code(s) entered on this form (if any) indicating that I am exempt from FATCA reporting is correct.

Certification instructions. You must cross out item 2 above if you have been notified by the IRS that you are currently subject to backup withholding because you have failed to report all interest and dividends on your tax return. For real estate transactions, item 2 does not apply. For mortgage interest paid, acquisition or abandonment of secured property, cancellation of debt, contributions to an individual retirement arrangement (IRA), and generally, payments other than interest and dividends, you are not required to sign the certification, but you must provide your correct TIN. See the instructions for Part II, later.

Sign Here Signature of U.S. person ▶ [signature] Date ▶ 8/16/23

General Instructions

Section references are to the Internal Revenue Code unless otherwise noted.

Future developments. For the latest information about developments related to Form W-9 and its instructions, such as legislation enacted after they were published, go to *www.irs.gov/FormW9*.

Purpose of Form

An individual or entity (Form W-9 requester) who is required to file an information return with the IRS must obtain your correct taxpayer identification number (TIN) which may be your social security number (SSN), individual taxpayer identification number (ITIN), adoption taxpayer identification number (ATIN), or employer identification number (EIN), to report on an information return the amount paid to you, or other amount reportable on an information return. Examples of information returns include, but are not limited to, the following.

- Form 1099-INT (interest earned or paid)
- Form 1099-DIV (dividends, including those from stocks or mutual funds)
- Form 1099-MISC (various types of income, prizes, awards, or gross proceeds)
- Form 1099-B (stock or mutual fund sales and certain other transactions by brokers)
- Form 1099-S (proceeds from real estate transactions)
- Form 1099-K (merchant card and third party network transactions)
- Form 1098 (home mortgage interest), 1098-E (student loan interest), 1098-T (tuition)
- Form 1099-C (canceled debt)
- Form 1099-A (acquisition or abandonment of secured property)

Use Form W-9 only if you are a U.S. person (including a resident alien), to provide your correct TIN.

If you do not return Form W-9 to the requester with a TIN, you might be subject to backup withholding. See What is backup withholding, *later.*

ACORD®

CERTIFICATE OF LIABILITY INSURANCE

DATE (MM/DD/YYYY)
09/30/2022

THIS CERTIFICATE IS ISSUED AS A MATTER OF INFORMATION ONLY AND CONFERS NO RIGHTS UPON THE CERTIFICATE HOLDER. THIS CERTIFICATE DOES NOT AFFIRMATIVELY OR NEGATIVELY AMEND, EXTEND OR ALTER THE COVERAGE AFFORDED BY THE POLICIES BELOW. THIS CERTIFICATE OF INSURANCE DOES NOT CONSTITUTE A CONTRACT BETWEEN THE ISSUING INSURER(S), AUTHORIZED REPRESENTATIVE OR PRODUCER, AND THE CERTIFICATE HOLDER.

IMPORTANT: If the certificate holder is an ADDITIONAL INSURED, the policy(ies) must have ADDITIONAL INSURED provisions or be endorsed. If SUBROGATION IS WAIVED, subject to the terms and conditions of the policy, certain policies may require an endorsement. A statement on this certificate does not confer rights to the certificate holder in lieu of such endorsement(s).

PRODUCER	CONTACT NAME: Willis Towers Watson Certificate Center
Willis Towers Watson Midwest, Inc. c/o 26 Century Blvd P.O. Box 305191 Nashville, TN 372305191 USA	PHONE (A/C, No, Ext): 1-877-945-7378 FAX (A/C, No): 1-888-467-2378 E-MAIL ADDRESS: certificates@willis.com

INSURER(S) AFFORDING COVERAGE	NAIC #
INSURER A: Zurich American Insurance Company	16535
INSURER B: XL Specialty Insurance Company	37885
INSURER C: American Zurich Insurance Company	40142
INSURER D: National Fire & Marine Insurance Company	20079
INSURER E:	
INSURER F:	

INSURED
Hubbard Construction Company
1936 Lee Road
Winter Park, FL 32789

COVERAGES **CERTIFICATE NUMBER:** W26224997 **REVISION NUMBER:**

THIS IS TO CERTIFY THAT THE POLICIES OF INSURANCE LISTED BELOW HAVE BEEN ISSUED TO THE INSURED NAMED ABOVE FOR THE POLICY PERIOD INDICATED. NOTWITHSTANDING ANY REQUIREMENT, TERM OR CONDITION OF ANY CONTRACT OR OTHER DOCUMENT WITH RESPECT TO WHICH THIS CERTIFICATE MAY BE ISSUED OR MAY PERTAIN, THE INSURANCE AFFORDED BY THE POLICIES DESCRIBED HEREIN IS SUBJECT TO ALL THE TERMS, EXCLUSIONS AND CONDITIONS OF SUCH POLICIES. LIMITS SHOWN MAY HAVE BEEN REDUCED BY PAID CLAIMS.

INSR LTR	TYPE OF INSURANCE	ADDL INSD	SUBR WVD	POLICY NUMBER	POLICY EFF (MM/DD/YYYY)	POLICY EXP (MM/DD/YYYY)	LIMITS	
A	[X] COMMERCIAL GENERAL LIABILITY [ ] CLAIMS-MADE [X] OCCUR GEN'L AGGREGATE LIMIT APPLIES PER: [X] POLICY [X] PRO-JECT [ ] LOC [ ] OTHER:			GL00184998-07	10/01/2022	10/01/2023	EACH OCCURRENCE DAMAGE TO RENTED PREMISES (Ea occurrence) MED EXP (Any one person) PERSONAL & ADV INJURY GENERAL AGGREGATE PRODUCTS - COMP/OP AGG	$ 5,000,000 $ 300,000 $ 15,000 $ 5,000,000 $ 10,000,000 $ 10,000,000
A	AUTOMOBILE LIABILITY [X] ANY AUTO [ ] OWNED AUTOS ONLY [ ] SCHEDULED AUTOS [ ] HIRED AUTOS ONLY [ ] NON-OWNED AUTOS ONLY			BAP0184997-07	10/01/2022	10/01/2023	COMBINED SINGLE LIMIT (Ea accident) BODILY INJURY (Per person) BODILY INJURY (Per accident) PROPERTY DAMAGE (Per accident)	$ 5,000,000 $ $ $
B	[X] UMBRELLA LIAB [X] OCCUR EXCESS LIAB [ ] CLAIMS-MADE DED [X] RETENTION $ 10,000			US00064220LI22A	10/01/2022	10/01/2023	EACH OCCURRENCE AGGREGATE	$ 10,000,000 $ 10,000,000
C	WORKERS COMPENSATION AND EMPLOYERS' LIABILITY ANY PROPRIETOR/PARTNER/EXECUTIVE OFFICER/MEMBER EXCLUDED? (Mandatory in NH) Y/N [No] If yes, describe under DESCRIPTION OF OPERATIONS below	N/A		WC0184999-07	10/01/2022	10/01/2023	[X] PER STATUTE [ ] OTH-ER E.L. EACH ACCIDENT E.L. DISEASE - EA EMPLOYEE E.L. DISEASE - POLICY LIMIT	$ 1,000,000 $ 1,000,000 $ 1,000,000
A	Contractors Equipment Leased/Rented/Borrowed Equipment			CPP8693791-02	10/01/2022	10/01/2023	Per Occurrence any one item/ per occ Deductible	$75,000,000 $5,000,000 $100,000

DESCRIPTION OF OPERATIONS / LOCATIONS / VEHICLES (ACORD 101, Additional Remarks Schedule, may be attached if more space is required)

Evidence of Coverage.

Umbrella Extends over the General Liability, Auto Liability and Workers' Compensation Employers' Liability.
SEE ATTACHED

CERTIFICATE HOLDER

Evidence of Coverage

CANCELLATION

SHOULD ANY OF THE ABOVE DESCRIBED POLICIES BE CANCELLED BEFORE THE EXPIRATION DATE THEREOF, NOTICE WILL BE DELIVERED IN ACCORDANCE WITH THE POLICY PROVISIONS.

AUTHORIZED REPRESENTATIVE

Charles T. Draper

© 1988-2016 ACORD CORPORATION. All rights reserved.

The ACORD name and logo are registered marks of ACORD

ADDITIONAL REMARKS SCHEDULE

AGENCY	NAMED INSURED
Willis Towers Watson Midwest, Inc.	Hubbard Construction Company 1936 Lee Road Winter Park, FL 32789
POLICY NUMBER See Page 1	
CARRIER: See Page 1 / NAIC CODE: See Page 1	EFFECTIVE DATE: See Page 1

ADDITIONAL REMARKS

THIS ADDITIONAL REMARKS FORM IS A SCHEDULE TO ACORD FORM,

FORM NUMBER: 25 FORM TITLE: Certificate of Liability Insurance

Workers Compensation Deductible: $500,000. Umbrella is follow-form Primary policies

INSURER AFFORDING COVERAGE: National Fire & Marine Insurance Company NAIC#: 20079
POLICY NUMBER: 42CNP308923-04 EFF DATE: 10/01/2022 EXP DATE: 10/01/2023

TYPE OF INSURANCE:	LIMIT DESCRIPTION:	LIMIT AMOUNT:
Professional Liability	Each CLaim	$10,000,000
	Aggregate	$10,000,000

INSURER AFFORDING COVERAGE: Zurich American Insurance Company NAIC#: 16535
POLICY NUMBER: MBR7916193-02 EFF DATE: 10/01/2022 EXP DATE: 10/01/2023

TYPE OF INSURANCE:	LIMIT DESCRIPTION:	LIMIT AMOUNT:
Builders Risk/Installatio	Special form incl per	$10,000,000
Water Damage	theft	$10,000,000
Transit	Limit	$10,000,000

INSURER AFFORDING COVERAGE: National Fire & Marine Insurance Company NAIC#: 20079
POLICY NUMBER: 42CPL308939-04 EFF DATE: 10/01/2022 EXP DATE: 10/01/2023

TYPE OF INSURANCE:	LIMIT DESCRIPTION:	LIMIT AMOUNT:
Pollution Liability	Each Claim Limit	$10,000,000
	Aggregate Limit	$10,000,000
	SIR	$100,000

© 2008 ACORD CORPORATION. All rights reserved.
The ACORD name and logo are registered marks of ACORD

AGENCY CUSTOMER ID: _____

LOC #: _____

ADDITIONAL REMARKS SCHEDULE

AGENCY		NAMED INSURED
Willis Towers Watson Midwest, Inc.		Hubbard Construction Company 1936 Lee Road Winter Park, FL 32789
POLICY NUMBER See Page 1		
CARRIER See Page 1	NAIC CODE See Page 1	EFFECTIVE DATE: See Page 1

ADDITIONAL REMARKS

THIS ADDITIONAL REMARKS FORM IS A SCHEDULE TO ACORD FORM,

FORM NUMBER: 25 FORM TITLE: Certificate of Liability Insurance

INSURER AFFORDING COVERAGE: Zurich American Insurance Company NAIC#: 16535

POLICY NUMBER: CPP8693791-02 EFF DATE: 10/01/2022 EXP DATE: 10/01/2023

TYPE OF INSURANCE:	LIMIT DESCRIPTION:	LIMIT AMOUNT:
Blanket Building and	Policy Limit- Special	$100,000,000
Personal Property	incl theft, Repl Cost	$60,000,000
Blkt Business Income	Extra Expense	

INSURER AFFORDING COVERAGE: Zurich American Insurance Company NAIC#: 16535

POLICY NUMBER: AEC 09139824-16 EFF DATE: 10/01/2022 EXP DATE: 10/01/2023

TYPE OF INSURANCE:	LIMIT DESCRIPTION:	LIMIT AMOUNT:
Excess Umbrella Liability	Per Occurrence	$15,000,000
	Aggregate	$15,000,000
	Prod & Comp Ops Agg	$15,000,000

© 2008 ACORD CORPORATION. All rights reserved.

The ACORD name and logo are registered marks of ACORD

Tax Collector Scott Randolph **Local Business Tax Receipt** **Orange County, Florida**

2022 **EXPIRES 9/30/2023** 5000-1063956

5000	BUSINESS OFFICE	$50.00	1000 EMPLOYEES	1801	CERTIFIED GENERAL C	$30.00	1 EMPLOYEE	

TOTAL TAX	$80.00
PREVIOUSLY PAID	$80.00
TOTAL DUE	$0.00

CAHILL ALAN M- PRESIDENT
KANADAY JOSEPH MICHAEL- QUALIFIER

HUBBARD CONSTRUCTION COMPANY
1936 LEE RD

WINTER PARK FL 32789-7229

1936 LEE RD
B - WINTER PARK, 32789

PAID: $80.00 0099-01056734 7/19/2022

Tax Collector Scott Randolph **Local Business Tax Receipt** **Orange County, Florida**

This local Business Tax Receipt is in addition to and not in lieu of any other tax required by law or municipal ordinance. Businesses are subject to regulation of zoning, health and other lawful authorities. This receipt is valid from October 1 through September 30 of receipt year. **Delinquent penalty is added October 1.**

2022 **EXPIRES 9/30/2023** 5000-1063956

5000	BUSINESS OFFICE	$50.00	1000 EMPLOYEES	1801	CERTIFIED GENERAL C	$30.00	1 EMPLOYEE	

TOTAL TAX	$80.00
PREVIOUSLY PAID	$80.00
TOTAL DUE	$0.00

CAHILL ALAN M- PRESIDENT
KANADAY JOSEPH MICHAEL- QUALIFIER

HUBBARD CONSTRUCTION COMPANY
1936 LEE RD

WINTER PARK FL 32789-7229

1936 LEE RD
B - WINTER PARK, 32789

PAID: $80.00 0099-01056734 7/19/2022

SCOTT RANDOLPH, TAX COLLECTOR • ORANGE COUNTY, FLORIDA •

This receipt is official when validated by the Tax Collector.

Orange County Code requires this local Business Tax Receipt to be displayed conspicuously at the place of business in public view. It is subject to inspection by all duly authorized officers of the County.

octaxcol.com | octaxcol

Ron DeSantis, Governor

Melanie S. Griffin, Secretary

Florida dbpr

STATE OF FLORIDA
DEPARTMENT OF BUSINESS AND PROFESSIONAL REGULATION

CONSTRUCTION INDUSTRY LICENSING BOARD

THE GENERAL CONTRACTOR HEREIN IS CERTIFIED UNDER THE
PROVISIONS OF CHAPTER 489, FLORIDA STATUTES

KANADAY, JOSEPH MICHAEL

HUBBARD CONSTRUCTION COMPANY
PO BOX 547217
ORLANDO FL 32854

LICENSE NUMBER: CGC059695

EXPIRATION DATE: AUGUST 31, 2024

Always verify licenses online at MyFloridaLicense.com

Do not alter this document in any form.

This is your license. It is unlawful for anyone other than the licensee to use this document.

Florida Department of Transportation

RON DESANTIS
GOVERNOR

605 Suwannee Street
Tallahassee, FL 32399-0450

JARED W. PERDUE, P.E.
SECRETARY

May 03,2023

HUBBARD CONSTRUCTION COMPANY
1936 LEE ROAD, SUITE 300
WINTER PARK, FLORIDA 32789

RE: CERTIFICATE OF QUALIFICATION

The Department of Transportation has qualified your company for the type of work indicated below.

FDOT APPROVED WORK CLASSES:
BASCULE BRIDGE REHABILITATION, DRAINAGE, FLEXIBLE PAVING, GRADING, GRASSING, SEEDING AND SODDING, HOT PLANT-MIXED BITUM. COURSES, INTERMEDIATE BRIDGES, MAJOR BRIDGE - BASCULE SPANS, MAJOR BRIDGE - BRIDGES OF CONVENTIONAL CONSTRUCTION WHICH ARE OVER A WATER OPENING OF 1,000 FEET OR MORE, MAJOR BRIDGE - CAST IN PLACE / POST-TENSIONED / SUPER-STRUCTURE, MAJOR BRIDGE - CONCRETE SEGMENTAL CONSTRUCTION, MAJOR BRIDGE - CURVED STEEL GIRDERS, MAJOR BRIDGE - MULTI-LEVEL ROADWAYS, MINOR BRIDGES, PAVEMENT MARKING, PORTLAND CEMENT CONCRETE ROADWAY PAVING, ROADWAY SIGNING, SIDEWALK, CURB & GUTTER, DRIVEWAYS, IRRIGATION, LIFT STATION, MILLING, PILE DRIVING, RETAINING WALLS, RIP RAP, RUBBLE RIP RAP, SOUNDWALLS, WETLAND MITIGATION AND UNDERGROUND UTILITIES.

Unless notified otherwise, this Certificate of Qualification will expire **6/30/2024**.

In accordance with Section 337.14(4), Florida Statutes, changes to Ability Factor or Maximum Capacity Rating will not take effect until after the expiration of the current certificate of prequalification (if applicable).

In accordance with Section 337.14(1), Florida Statutes, an application for qualification must be filed within (4) months of the ending date of the applicant's audited annual financial statements.

If the company's maximum capacity has been revised, it may be accessed by logging into the Contractor Prequalification Application System via the following link:
HTTPS://fdotwp1.dot.state.fl.us/ContractorPreQualification

Once logged in, select "View" for the most recently approved application, and then click the "Manage" and "Application Summary" tabs.

The company may apply for a Revised Certificate of Qualification at any time prior to the expiration date of this certificate according to Section 14-22.0041(3), Florida Administrative Code (F.A.C.), by accessing the most recently approved application as shown above and choosing "Update" instead of "View." If certification in additional classes of work is desired, documentation is needed to show that the company has performed such work.

All prequalified contractors are required by Section 14-22.006(3), F.A.C., to certify their work underway monthly in order to adjust maximum bidding capacity to available bidding capacity. You can find the link to this report at the website shown above.

Sincerely,

James E. Taylor II

James E. Taylor II, Prequalification Supervisor
Contracts Administration Office

JTII:cg

HUBBARD

THIS IS TO CERTIFY, that the Board of Directors of Hubbard Construction Company, at its January 4, 2023 meeting, on motion duly made, seconded and unanimously carried, authorized Patrick Sulliot, Chairman of the Board, Alan M. Cahill, President and CEO, P. Frederick O'Dea, Jr., Vice President, CFO, Secretary & Treasurer, Thomas O. Craft, Senior Vice President, Gregory T. Gledhill, General Counsel and Assistant Secretary and William Dumas, Assistant Secretary to execute Change Orders and Contracts on behalf of the Corporation, effective on or after January 1, 2023.

P. Frederick O'Dea, Jr., Secretary

Hubbard Construction Company
P.O. Box 547217 – Winter Park, FL 32854
1936 Lee Road, Suite 300 – Winter Park FL, 32789
T/ 407-645-5500
www.hubbard.com

CITY OF FERNANDINA BEACH, FLORIDA
INVITATION TO BID 23-27
MILLING, PAVING, PATCHING, STRIPING OF ASPHALT ROADS AND PARKING LOTS

INTRODUCTION

The City of Fernandina Beach, Florida is accepting competitive sealed bids for **MILLING OF EXISTING ASPHALTIC CONCRETE ROADWAYS AND PARKING LOT RESURFACING USING TYPES-1 OR TYPE S-3 ASPHALT; STREET ASPHALT PATCHING AND PAVING LESS THAN 1,000 TOTAL SQUARE YARDS; CENTERLINING, PAVEMENT MARKERS AND THERMPLASTIC APPLICATION.**

The City will receive sealed bids at the location stated below not later than **2:30pm, August 17, 2023.**

Any submittal received after the above stated time and date will not be considered. It will be the sole responsibility of the Bidder to have its Bid delivered to the City of Fernandina Beach, by U.S. Mail, hand delivery or any other method available to him/her; however, facsimile or electronic submittals will not be accepted. Delay in delivery will be the sole responsibility of the Bidder. Submittals received after the deadline will not be considered. Award of the Bid is subject to authorization and appropriation of funds in the fiscal year 2023-2024 budget.

BIDDERS ARE REFERRED TO THE ATTACHED GENERAL CONDITIONS FOR OTHER IMPORTANT INFORMATION REGARDING THE BID PROCESS, REQUIREMENTS AND EXHIBITS.

The original bid submittal (**1 original, 2 copies and 1 electronic copy, CD or thumb drive**) must be delivered to City Hall in a sealed package, clearly marked on the outside, **ITB #23-27** and addressed to:

City of Fernandina Beach
Attn: City Clerk's Office – **ITB #23-27**
204 Ash Street
Fernandina Beach, FL 32034

Hand delivered Submittal is to be taken to the Clerk's Office at the above address.

The bid must be submitted on the specified **Contact Sheet** (**1 original, 3 copies1 electronic copy, CD or thumb drive**), hereto attached as "**Exhibit A**", **Bid Pricing Form** herein attached as **"Exhibit A-1"**. The person signing the Bid Response Form must have the authority to bind the proposer to the Bid. All information on the Bid form must be provided, or the Bid may not be accepted.

The competitive sealed Bid must be accompanied by a **"Public Entity Crimes",** herein provided as "**Exhibit B**", **"Drug-Free Workplace Certification"** herein provides as **"Exhibit C"**, **"E-Verify Statement"** herein provided as **"Exhibit D"**, **"Proposer Acknowledgements and Agreements"**, herein provided as "**Exhibit E**", **"Conflict of Interest",** herein provided as, "**Exhibit F**", **"Non-Collusion Affidavit",** herein provided as "**Exhibit G" and "Dispute Disclosure",** herein provided as **"Exhibit H".**

FIRM SHALL SIGN AND INCLUDE EXHIBITS "A-H". Failure to so, may result in rejection of the bid.

An example of the City of Fernandina Beach contract is included in this bid packet.
In accordance with Item 16, General Terms and Conditions, please provide **proof the Contractor/Vendor is not listed in the Excluded Parties List System**, a federal suspension and debarment listing.

SPECIFICATIONS AND SCOPE:

MILLING AND PAVING OF EXISTING ASPHALT ROADS AND PARKING LOTS USING TYPE S-1 and S-3 ASPHALT BETWEEN 1,000 – 50,000 square yards

Contractor is to furnish all supervision, labor, equipment, maintenance of traffic and other material necessary to mill and lay asphalt. Subcontractors must be insured for the coverage limits required by the City and meet Drug Free workplace requirements.

Contractor will be required to meet all FDOT requirements and will be responsible for managing all pedestrian and vehicle traffic control and site clean-up.

Type S1 -and Type S3 Asphalt must comply with Florida Department of Transportation Standards Manual specifications.

Material and installation bid is to be quoted per SQUARE YARD indicating price break intervals based on quantity.

Milling Bid is to be quoted per SQUARE YARD indicating price break levels based on quantity.

Targeted date for start of work is 21 days from notice to proceed, depending upon weather.

PATCH PAVING OF EXISTING ASPHALT ROADS AND PARKING LOTS USING TYPE S-1 and S-3 ASPHALT LESS THAN 1,000 square yards

Utility cut patching with asphalt up to 2" thick. Typical job will be in a number of locations within active City streets. Contractor will be required to remove excess lime rock, cold mix, or asphalt to obtain min 2" depth. Contractor will be required to saw-cut asphalt as needed. Patching must be completed within 21 days of request.

The Contractor must finish to grade, sand seal, and place asphalt pavement per FDOT standards at various locations throughout the City. Typical job will be between 50 and 1,000 square yards and will be within active City streets. The City of Fernandina Beach will provide lime rock and grading to within 2" of finished grade.

Patch paving will be completed in a timely manner after notice to proceed and coordinated with the City's Street Maintenance Manager. Targeted date for start of work is 21 days from notice to proceed, depending upon weather.

QUALIFICATIONS:

This is a continuing contract and there is no guaranteed minimum amount that will be awarded. Amounts shown on Exhibit "A-1", Bid Pricing Form, are to be used solely for purposes of establishing unit prices for work performed during the life of the contract.
The City of Fernandina Beach reserves the right to increase or decrease estimated annual quantities to meet additional or reduced requirements based on the City's budget.

Contractor will be required to comply with FDOT specifications and requirements. Contractor will be responsible for all maintenance of traffic through job completion. No separate payment must be made for maintenance of traffic. All clean up and disposal of excess material will be the Contractor's responsibility.

Surcharges or fees will not be permitted unless identified and quoted in the original bid and included in the final contract. **Pricing must remain firm through contract duration, October 1, 2023 through September 30, 2024.**

The length of this agreement shall be one year, with two one-year renewals possible based on the mutual consent of both parties.

In addition to any State or Federal required licensing or certifications, bidder must show that they are legally licensed to operate in the State of Florida and are properly licensed in their local municipality according to Ch. 489 Florida Statutes. If such municipality does not require occupational/business license they must provide documentation that states such licensing is not required. If Bidder's business office is located in the City of Fernandina Beach a business tax license is required.

Contract may be terminated by either party with 60 days written notification.

AWARD

Award recommendation will be awarded to the most responsive and responsible bidder offering the best value. The City reserves the right, based upon its deliberations and in its opinion, to accept or reject any or all proposals. The City also reserves the right to waive minor irregularities or variations to the specifications and in the bidding process.

Successful Bidder is required to have a Business License in the city where their home office is located. If Bidder's business office is located in the City of Fernandina Beach a business tax license is required.

BID PACKAGE

Bid Documents and Specifications can be downloaded online at www.fbfl.us/bids. Any questions regarding the bid package can be directed in writing to Wanda Weaks, Purchasing Agent, at wweaks@fbfl.org.

CONTACT

Specification questions during the bid period must be submitted in writing to Wanda Weaks at wweaks@fbfl.org.

Bidders are hereby put on notice that no contact will be made with any of the City Commission members, other City staff, or others that may be involved in the selection process to discuss this request or to influence the outcome of the selection.

ADDENDA

A written response to bidder questions will be issued via Addendum and posted on the City's website at www.fbfl.us/bids and DemandStar at www.demandstar.com. It is the bidder's responsibility to check the City's website for Addenda prior to submitting their bid. The deadline for questions is **five** days before bid opening.

If there is an Addendum it becomes part of the original Bid and must be acknowledged by attaching a copy of the Addendum, signed by an authorized representative of the person or company submitting the bid or proposal. Failure to do so may disqualify the bid or proposal.

INSURANCE REQUIREMENTS

Insurance requirements are outlined in the General Conditions of this Invitation to Bid.

BOND REQUIREMENTS

Bid bonds requirements are outlined in the General Conditions of this Invitation to Bid.

GENERAL CONDITIONS OF INVITATION TO BID

1. **PREPARATION OF BID** - INVITATION TO BID will be prepared in accordance with the following:
   a. The enclosed Contact Sheet attached hereto as "Exhibit A" and Bid Form, attached hereto as "Exhibit A-1", must be used when submitting your INVITATION TO BID.
   b. All information required by the Contact Sheet and Bid Form must be furnished. The Bidder must print or type his/her name and manually sign the Form and any continuation sheet on which an entry is made.
   c. Unit prices must be shown and where there is an error in extension of price, the unit price will govern.
   d. Alternate Bids will not be considered unless authorized by the Invitation to Bid.
   e. Bidders will **not** include federal taxes nor State of Florida sales, excise, and use taxes in prices, as the City is exempt from payment of such taxes. An exemption certificate will be signed where applicable upon request.
   f. Bidders must make all investigations necessary to thoroughly inform themselves about any and all conditions related to the performance of the contract. Plea of ignorance by the Bidder of conditions that exists or may hereafter exist as a result of failure or omission on the part of the Bidder to make the necessary examinations and investigations, or failure to fulfill in every detail the requirements provided for in the Purchasing Policy, Purchasing Ordinance and/or State and Federal Statutes. The City's Purchasing Ordinance is set forth in Chapter 2-420, *et seq*.

g. Prices quoted must be FOB City of Fernandina Beach, Florida with all transportation charges prepaid unless otherwise specified in the Invitation to Bid.
h. Deliveries are to be FOB Destination unless otherwise specified in the Invitation to bid
i. Deliveries are to be made during regular business hours.
j. Bids and Bid prices must be valid for a minimum of ninety (90) days, unless otherwise stated on the INVITATION TO BID.

2. **SUBMISSION OF BID**
   a. Bids and changes thereto must be enclosed in sealed envelopes & addressed as instructed on the Bid Form. The name and address of the Bidder, the date and hour of the Invitation to Bid opening and the material or service must be placed on the outside of the envelope.
   b. INVITATION TO BID must be submitted on the forms furnished. Electronic Bids will not be considered.

3. **REJECTION OF BID**
   a. The City reserves the right to accept or reject any or all Bids, to waive irregularities and technicalities, and to request resubmission or to re-advertise for the services. The City will be the sole judge of the submittals. The City's decision will be final.

4. **WITHDRAWAL OF BID**
   a. Bids may not be withdrawn after the time set for the opening for a period of time as specified.
   b. Bids may be withdrawn prior to the time set for the opening. Such request must be in writing.

5. **LATE BID**
   a. INVITATION TO BID and modifications received after the time set for the opening will not be considered.
   b. Modifications in writing received prior to the time set for the opening will be accepted.

6. **LOCAL, STATE, AND FEDERAL COMPLIANCE**
   a. Bidders must comply with all local, state, and federal directives, orders and laws as applicable to the INVITATION TO BID and subsequent contract(s) in accordance with the requirements as stated in CFR 200.321, including but not limited to Equal Employment Opportunity (EEO), Minority Business Enterprise (MBE), and Occupational Safety and Health Administration (OSHA) as applicable to this contract.
   b. A "Public Entity Crimes Statement", in accordance with Florida Statutes, Section 287.133 (3) (a), on Public Entity Crimes, attached hereto as "Exhibit B", must be received at the time of the bid.
   c. A "Drug Free Workplace Certification" attached hereto as "Exhibit C", must be received at the time of the bid.
   d. The City of Fernandina Beach requires that the Bidder selected will not discriminate under the contract against any person, in accordance with federal, state and local government regulations.
   e. An "E-Verify Statement" attached hereto as "Exhibit D" must be received at the time of the bid.

7. **AWARD OF INVITATION TO BID**
   a. The INVITATION TO BID will be awarded to the most responsive and responsible bidder offering the best value to the City of Fernandina Beach.
   b. The City reserves the right to accept and award item by item, and/or by group, or in the aggregate.

c. A written award of acceptance (Purchase Order), mailed or otherwise furnished to the successful Bidder will result in a binding contract without further action by either party.
d. Unless otherwise noted in the specifications, the length of the agreement will be one year, with 2 one-year renewals possible based on the mutual consent of the parties.
e. Upon award, for construction projects, the Contractor will be required to complete/execute the City's Contract and General Conditions for Construction Services. An example of the contract can be found on the City's website at www.fbfl.us/bids, Bids and Purchasing web page.
f. Agreement may be cancelled with 60-day notice unless otherwise stated in signed contract documents.

8. NOT RESPONSIBLE FOR COSTS

a. The City will not be responsible for any cost incurred by a prospective Bidder in responding to this INVITATION TO BID.

9. BONDS

- If Bid is less than $100,000 no Bid Bond or Payment and Performance Bond required.
- If Bid is greater than $100,000 and is for material only, a Bid Bond is required but no Payment and Performance Bond is required.
- If Bid is $100,000 - $200,000, and is for services, a Bid Bond is required but no Payment and Performance Bond is required.
- If Bid is greater than $200,000, and is for services, Bid Bond and Payment and Performance Bond is required.

BID BOND:

a. If the Base Bid or the Base Bid plus the sum of any alternates fall into the criteria above requiring a Bid Bond, the bidder must enclose a Certified Check or Bid Bond with each bid. A Certified Check or Bid Bond must be for an amount not less than five percent (5%) of the Bid price and must be made payable to the CITY OF FERNANDINA BEACH as a guarantee that the Bidder will not withdraw its bid for a period of ninety (90) calendar days after Bid closing time. Bid Bonds or Certified Checks will be returned to unsuccessful bidders within 10 days of bid award. Successful bidders will receive their Certified Check or Bid Bond after the contract/agreement has been signed and a Performance and Payment Bond is received.

PERFORMANCE AND PAYMENT BONDS:

a. In the event the Contract is awarded to the Bidder, Bidder will thereafter enter into a written contract with the CITY OF FERNANDINA BEACH and furnish a Payment and Performance Bond in an amount equal to the contract price. The form of the bonds must be in accordance with Section 255.05 of Florida Statutes. Failing to do so, Bidder will forfeit its bid security.

Payment and Performance Bond must be secured from or countersigned by an agency or surety company recognized in good standing and authorized to do business in the State of Florida.

The following exceptions to bidder providing Performance and Payment Bonds are as follows: In lieu of the Performance and Payment Bonds, a contractor may file with the City an alternative form of security in the form of cash, a money order, a certified check, a cashier's check, an irrevocable letter of credit, or a security of a type listed in part II of chapter 625, Florida Statutes. Any such alternative form of security must be for the same purpose and be subject to the same conditions as those applicable to the bonds. The value of an alternative form of security must be in the amount of the bid.

10. PUBLIC INFORMATION

a. All information contained in this Bid is public information, and as such will be handled in accordance with chapter 119, Florida Statutes.

11. ADDITIONAL INFORMATION

a. The City reserves the right to require Bidders to provide references and information on previous similar experience prior to award of the contract.

12. QUESTIONS

a. Any questions about the INVITATION TO BID should be communicated per instructions in the INVITATION TO BID.

13. INDEMNIFICATION AND INSURANCE

INDEMNIFICATION

The CONTRACTOR agrees to assume liability for and indemnify, hold harmless, and defend the City, its commissioners, mayor, officers, employees, agents, and attorneys of, from, and against all liability and expense, including reasonable attorney's fees, in connection with any and all claims, demands, damages, actions, causes of action, and suits in equity of whatever kind or nature, including claims for personal injury, property damage, equitable relief, or loss of use, to the extent caused by the negligence, recklessness, or intentionally wrongful conduct of the CONTRACTOR, its agents, officers, contractors, subcontractors, employees, or anyone else employed or utilized by the CONTRACTOR in the performance of this Agreement. The CONTRACTOR's liability hereunder will include all attorney's fees and costs incurred by the City in the enforcement of this Indemnification provision. This includes claims made by the employees of the CONTRACTOR against the City and the CONTRACTOR hereby waives its entitlement, if any, to immunity under Section 440.11, Florida Statutes. The obligations contained in this provision must survive termination of this Agreement and will not be limited by the amount of any insurance required to be obtained or maintained under this Agreement.

Subject to the limitations set forth in this Section, the CONTRACTOR shall assume control of the defense of any claim asserted by a third party against the City and, in connection with such defense, shall appoint lead counsel, in each case at the CONTRACTOR's expense. The City shall have the right, at its option, to participate in the defense of any third-party claim, without relieving CONTRACTOR of any of its obligations hereunder. If the CONTRACTOR assumes control of the defense of any third-party claim in accordance with this paragraph, the CONTRACTOR shall obtain the prior written consent of the City before entering into any settlement of such claim. Notwithstanding anything to the contrary in this Section, the CONTRACTOR shall not assume or maintain control of the defense of any third-party claim, but shall pay the fees of counsel retained by the City and all expenses, including experts' fees, if (i) an adverse determination with respect to the third-party claim would, in the good faith judgment of the City, be detrimental in any material respect to the City's reputation; (ii) the third-party claim seeks an injunction or equitable relief against the City; or (iii) the CONTRACTOR has failed or is failing to prosecute or defend vigorously the third-party claim. Each party shall cooperate, and cause its agents to cooperate, in the defense or prosecution of any third-party claim and shall furnish or cause to be furnished such records and information, and attend such conferences,

discovery proceedings, hearings, trials, or appeals, as may be reasonably requested in connection therewith.

It is the specific intent of the parties hereto that the foregoing indemnification complies with Section 725.06, Florida Statutes, as amended. CONTRACTOR expressly agrees that it will not claim, and waives any claim, that this indemnification violates Section 725.06, Florida Statutes, as amended. Nothing contained in the foregoing indemnification shall be construed as a waiver of any immunity or limitation of liability the City may have under the doctrine of sovereign immunity or Section 768.28, Florida Statutes.

INSURANCE

Prior to commencement of any work under this Contract and until completion and final acceptance of the work, the CONTRACTOR/VENDOR must, at its sole expense, maintain the following insurance on its own behalf, and furnish to the CITY certificates of insurance evidencing same and reflecting the effective date of such coverage as follows:

The term "Contractor" as used in the insurance rider, will mean and include Subcontractors of every tier.

A. Worker's Compensation and Occupational Disease Insurance in accordance with the applicable law or laws; Employer's Liability Insurance with limit of at least One Million ($1,000,000) dollars. This includes sole proprietorships and officers of corporations who will be performing work on the job.

B. Commercial General Liability with a combined Bodily Injury and Property Damage limit of not less than ONE Million ($1,000,000.00) dollars per occurrence and TWO Million ($2,000,000) Dollars in the aggregate. The aggregate must be applicable on a per project basis. Coverage must include the following perils:
   1. Broad Form Blanket Contractual Liability for liability assumed under this Contract and all other Contracts relative to the project.
   2. Completed Operations/Products Liability.
   3. Broad Form Property Damage
   4. Personal and Advertising Injury Liability
   5. Independent Contractors
   6. Endorsements must be furnished reflecting the inclusion of the interests of Owner, Construction Manager, General Contractor, Contractor, (your company), their officers, directors, partners, representatives, agents and employees, and naming each as an Additional Insured on a primary and non-contributing basis.
   7. Coverage is to be endorsed to reflect that insurance is to be primary and non-contributory with respect to any other collectable insurance, for the Owner, General Contractor, Contractor, (your company) and all other parties required to be named as additional insureds.
   8. Coverage is to be provided on an "occurrence" basis with carriers licensed and admitted to do business in the State of [your state] or otherwise acceptable to the Contractor (your company).
   9. A copy of policy and/or endorsement(s) and any other documents required to verify such insurance are to be submitted with the appropriate certificate(s), or upon the request of Contractor (your company). Failure to provide these documents is not to be construed as a waiver of the requirements to provide such insurance.

C. Commercial Automobile Liability Insurance covering the use of all Owned, Non-Owned, and Hired Vehicles with combined Bodily Injury and Property Damage Limit of at least One Million ($1,000,000.00) Dollars.

D. Umbrella I Excess Liability Insurance with a limit of no less than One Million ($1, 000,000) minimum per occurrence.

E. During the term of this agreement, (if applicable) the Contractor/Vendor will carry Professional Liability Insurance which will cover liability for any damage or non-performance on account of any error, omission, or other provable negligence caused by the Contractor/Vendor. The amount of insurance must not be less than One Million ($1, 000,000) per occurrence and aggregate.

F. Loss Deductible – If the insurance of any CONTRACTOR/VENDOR contains deductible(s), penalty(s) or self-insured retention(s), the CONTRACTOR/VENDOR whose insurance contains such provision(s) must be solely responsible for payment of such deductible(s), penalty(s) or self-insured retention(s).

G. Where an Off Project Site Property exposure exists, the Contractor at its sole expense must furnish to the Owner and Contractor (your company) Certificates of Insurance and other required documentation evidencing the following coverage which will provide for the interests of [Name of Owner] , [Name of General Contractor] and (your company) to be named as Loss Payees and will contain a provision requiring the insurance carriers to waive their rights of subrogation against all indemnities' named in the contract.
"All Risk" Property Insurance on all materials, equipment and supplies intended to become a permanent part of the construction stored on premises away from the project site and while in transit, until actually delivered to the project site. Coverage is to be provided on a replacement cost basis.

H. The above insurances must each contain the following wording verbatim: "[Name of Owner], [Name of General Contractor] , and (your company) are interested in the maintenance of this insurance and it is agreed that this insurance will not be canceled, materially changed or not renewed without at least a thirty (30) day advance written notice to [Name and address of Owner], [Name and address of General Contractor] and [Name and address of your company] by certified mail-return receipt requested ."

I. The amount of insurance contained in the aforementioned insurance coverages will not be construed to be a limitation of the liability on the part of the Subcontractor or any of its Subcontractors.

J. The Contractor must file certificates of insurance prior to the commencement of work with the Owner and the General Contractor which will be subject to the Owner, General Contractor and (your company) approval of adequacy of protection and the satisfactory character of the Insurer.

K. Any type of insurance or any increase of limits of liability not described above which the Subcontractor requires for its own protection or on account of statute must be its own responsibility and at its own expense.

L. The carrying of the insurance described will in no way be interpreted as relieving the Contractor or Subcontractor of any responsibility of liability under this Contract.

M. Any policies effected by the Contractor on its Owned and/or Rented Equipment and Materials must contain a provision requiring the insurance carriers to waive their rights of subrogation against the [Name of Owner], [Name of General Contractor], [Name of Contractor (your company)] and all other indemnities' named in the Contract.

N. Should the Contractor engage a Subcontractor, the same conditions must apply under this contract to each Subcontractor, however, the retained Subcontractor must be required to maintain limits of liability of not less than One Million ($1,000,000.00) Dollars per

occurrence and Two Million ($2,000,000) Dollars in the aggregate, with said limits applicable on a per project basis, or such greater limits as may be required by the retaining Subcontractor.

14. PAYMENT

Payment due hereunder must be made by the City to CONTRACTOR/VENDOR in accordance with the Florida Prompt Payment Act.

15. BID PROTESTS

Bid protest conditions and procedures are in accordance with City Ordinances – Part 2, Chapter 2, Article VII, Division 2, Section 2-444.

16. FEDERAL GRANT MONEY

In the event this project is funded with federal grant monies, CONTRACTOR/VENDOR may not participate in the bid if CONTRACTOR/VENDOR is listed in the Excluded Parties List System

(EPLS) a federal suspension and debarment listing. The Federal Government's Excluded Parties List System (EPL) is located at, including but not limited to, https://www.sam.gov. CONTRACTOR/VENDOR must include copy of search results with bid or proposal.

17. LOBBYING

a. Lobbying is defined as any action taken by an individual, firm, association, joint venture, partnership, syndicate, corporation, and/or all other groups who seek to influence the governmental decision of a Board Member, the City Manager, and/or any City Personnel during the solicitation process. The lobbying black-out period commences upon the issuance of this solicitation and concluded upon the signing of the agreement. CONTRACTORS must not contact any Commission Member and/or any requesting or evaluating Department/Office personnel during said black-out period. All questions and procedural matters must be directed to the City Manager. The City Commissioners and/or the City Manager may disqualify any solicitation response where any Commissioner, the City Manager, and/or City Personnel have been lobbied in violation of the black-out period.

EXHIBITS

EXHIBIT "A"	**Contact Sheet**
EXHIBIT "A-1"	**Bid Pricing Form**
EXHIBIT "B"	**Public Entity Crimes**
EXHIBIT "C"	**Drug-Free Workplace Certification**
EXHIBIT "D"	**E-Verify Statement**
EXHIBIT "E"	**Proposer Acknowledgements and Agreements**
EXHIBIT "F"	**Conflict of Interest**
EXHIBIT "G"	**Non-Collusion Affidavit**
EXHIBIT "H"	**Disputes Disclosure**

EXHIBIT "A"

CONTACT SHEET

Name: R. M. Harvey rmh@mclainsitesolutions.com (904) 622-7956

CITY OF FERNANDINA BEACH, FLORIDA
INVITATION TO BID 23-27
MILLING, PAVING, PATCHING, STRIPING OF ASPHALT ROADS AND PARKING LOTS

Federal Taxpayer ID: 88-1137927

Mailing Address: 7029 Commonwealth Ave. Suite 5

City, State, & Zip Code: Jacksonville, FL 32220

Telephone: (904) 374-6979 **Fax:** N/A

Email: estimating@mclainsitesolutions.com

Submitted By: Nick Mclain - Mclain Site Solutions, Incorporated Nick Mcla

Title: President

FIRM Accepts Credit Cards*: Yes (No)

Accounting Contact:

Name: Lissandra Williams **Title:** Accounts Manager

Email Address: accounting@mclainsitesolutions.com **Phone:** (904) 374-6979

***See preferred method of payment under "Prompt Payment Act" section of the General Conditions**

THIS FORM MUST BE INCLUDED WITH BID/PROPOSAL

EXHIBIT "A-1"

BID PRICING FORM

Price is in accordance with the Specifications and the General Conditions of the ITB as provided.

Milling & Paving

a) **1 – 1.5" Asphalt Paving, Type S1 – S3, GREATER THAN 1000 SQ YD**
Per SQ.YD Amount: $ 23.50

b) **1 – 1.5" Asphalt Milling, GREATER THAN 1000 SQ YD** **Per SQ.YD Amount:** $ 7.67

c) **Mobilization price is per event and consists of multiple runs milling and paving runs at VARIOUS locations. All paving work will be within a 5-mile radius.**

d) **MOBILIZATION** - includes general conditions, bonds, insurance, maintenance of traffic and other work related to performance of the work not included in the unit prices listed above

Mobilization Lump Sum per event $ 3318.00

Milling & Patch Paving

a) **1 – 1.5" Asphalt Paving, Type S1 – S3, LESS THAN 1000 SQ YD** **Per SQ.YD Amount: $** 23.63

b) **1 – 1.5" mill existing asphalt, LESS THAN 1000 SQ YD** **Per SQ.YD Amount: $** 13.57

c) **MOBILIZATION** - includes general conditions, bonds, insurance, maintenance of traffic and other work related to performance of the work not included in the unit prices listed above. **Mobilization price is per event and consists of multiple milling and paving runs at VARIOUS locations. All patchwork will be within a 5-mile radius.**

Mobilization Lump Sum per event $ 3318.00

Pavement Markings & Thermoplastic

a) **Striping/Marking of solid line**
FDOT thermo-paint, Ref Section 710
GREATER THAN 1,000 LINEAR FEET **Per. Linear Foot Amount: $** 1.63

b) **Striping/Marking of solid line**
FDOT THERMOPLASTIC, Ref Section 710
GREATER THAN 100 LINEAR FEET **Per. Linear Foot Amount: $** 3.27

THIS FORM MUST BE INCLUDED WITH PROPOSAL

EXHIBIT "B"

SWORN STATEMENT UNDER F.S. SECTION 287.133(3) (A), ON PUBLIC ENTITY CRIMES
THIS FORM MUST BE SIGNED IN THE PRESENCE OF A NOTARY PUBLIC OR OTHER OFFICER AUTHORIZED TO ADMINISTER OATHS.

1. This sworn statement is submitted with Bid, Proposal or Contract for ITB 23-27 Milling & Paving
2. This sworn statement is submitted by (entity) Mclain Site Solutions, Inc. whose business address is 7029 Commonwealth Ave. Suite 5 and (if applicable) Federal Employer Identification Number (FEIN) is 88-1137927 (If a Sole Proprietor and you have no FEIN, include the last four (4) digits of your Social Security Number: N/A .)
3. My name is Nick Mclain and my relationship to the entity named above is President .
4. I understand that a "public entity crime" as defined in Paragraph 287.133(a) (g). Florida Statutes, means a violation of any state or federal law by a person with respect to and directly related to the transaction of business with any public entity or with an agency or political subdivision of any other state or with the United States, including, but not limited to, any proposal or contract for goods or services to be provided

to any public entity or any agency or political subdivision of any other state or of the United States and involving antitrust, fraud, theft, bribery, collusion, racketeering, conspiracy, or material misrepresentation.

5. I understand that "convicted" or "conviction" as defined in paragraph 287.133(a) (b), Florida Statutes, means finding of guilt or a conviction of a public entity crime with or without an adjudication of guilt, in any federal or state trial court of records relating to charges brought by indictment or information after July 1, 1989, as a result of a jury verdict, non-jury trial, or entry of a plea of guilty or nolo contendere.

6. I understand that an "affiliate" as defined in Paragraph 287.133(1) (a), Florida Statutes, means:

   1. A predecessor or successor of a person convicted of a public entity crime; or
   2. An entity under the control of any natural person who is active in the management of the entity and who has been convicted of a public entity crime. The term "affiliate" includes those officers, directors, executives, partners, shareholders, employees, members, and agents who are active in the management of an affiliate. The City of Fernandina Beach, Florida ownership by one of shares constituting a controlling income among persons when not for fair interest in another person, or a pooling of equipment or income among persons when not for fair market value under a length agreement, must be a prim facie case that one person controls another person. A person who was knowingly convicted of a public entity crime, in Florida during the preceding 36 months must be considered an affiliate.

7. I understand that a "person" as defined in Paragraph 287.133(1) (e), Florida Statutes, means any natural person or entity organized under the laws of the state or of the United States with the legal power to enter into a binding contract for provision of goods or services let by a public entity, or

   which otherwise transacts or applies to transact business with a public entity. The term "person" includes those officers, directors, executives, partners, shareholders, employees, members, and agents who are active in management of an entity.

8. Based on information and belief, the statement which I have marked below is true in relation to the entity submitting this sworn statement. (Please indicate which statement applies)

   X Neither the entity submitting this sworn statement, nor any officers, directors, executives, partners, shareholders, employees, members, or agents who are active in management of the entity, nor affiliate of the entity have been charged with and convicted of a public entity crime subsequent to July 1, 1989.

   ____ The entity submitting this sworn statement, or one or more of the officers, directors, executives, partners, shareholders, employees, members, or agents who are active in management of the entity, or an affiliate of the entity has been charged with and convicted of a public entity crime subsequent to July 1, 1989. (Please attach a copy of the final order.)

   ____ The person or affiliate was placed on the convicted FIRM list. There has been a subsequent proceeding before a hearing officer of the State of Florida, Division of Administrative Hearings. The final order entered by the hearing officer determined that it was in public interest to remove the person or affiliate from the convicted FIRM list. (Please attach a copy of the final order.)

   ____ The person or affiliate has not been placed on the convicted FIRM list. (Please describe any action taken by, or pending with, the Department of General Services.)

Nick Mc

Signature Date:

STATE OF FLORIDA
COUNTY OF DUVAL

PERSONALLY APPEARED BEFORE ME, the undersigned authority, [illegible] who, after first being sworn by me, affixed his/her signature at the space provided above on this 17th day of AUG, 2023 and is personally known to me, or has provided _____ as identification.

LISSANDRA WILLIAMS
MY COMMISSION # GG 335731
EXPIRES: September 16, 2023
Bonded Thru Notary Public Underwriters

Notary Public [illegible]

My Commission expires: 9.16.23

THIS FORM MUST BE INCLUDED WITH BID/PROPOSAL

EXHIBIT "C"
DRUG-FREE WORKPLACE CERTIFICATION

The below-signed INDIVIDUAL/FIRM certifies that it has implemented a drug-free workplace program. In order to have a drug-free workplace prepare, a business must:

1. Publish a statement notifying employees that the unlawful manufacture, distribution, dispensing, possession, or use of a controlled substance is prohibited in the workplace and specifying the actions that will be taken against employees for violation of such prohibition.
2. Inform employees about the dangers of drug abuse in the workplace, the business's policy of maintaining a drug-free workplace, any available drug counseling, rehabilitation, and employee assistance programs, and the penalties that may be imposed upon employees for drug abuse violations.
3. Give each employee engaged in providing the commodities or services a copy of the statement specified in paragraph 1.
4. In the statement in paragraph 1., notify the employees that, as a condition of working on the commodities or contractual services that are under proposal, the employee will abide by the terms of the statement and will notify the employer of any conviction of, or plea of nolo contendere to, any violation occurring in the workplace no later than five (5) working days after such conviction.
5. Impose a sanction on, or require fine satisfactory participation in drug abuse assistance or rehabilitation program if such is available in the employee's community, by any employee who is convicted.
6. Make a good faith effort to continue to maintain a drug-free workplace through implementation of this section.

As the person authorized to sign this statement, I Certify that this firm complies fully with the above drug-free workplace requirements.

COMPANY: Mclain Site Solutions, Inc. Nick McLain

CITY OF FERNANDINA BEACH, FLORIDA
INVITATION TO BID 23-27
MILLING, PAVING, PATCHING, STRIPING OF ASPHALT ROADS AND PARKING LOTS

CITY: Jacksonville STATE: FL ZIP CODE: 32220

SIGNATURE: Nick Mcl PHONE: (904) 374-6979

NAME (TYPED OR PRINTED): Nick Mclain TITLE: President

THIS FORM MUST BE INCLUDED WITH BID/PROPOSAL

EXHIBIT "D"

E-VERIFY STATEMENT

Bid/Proposal Number: Invitation to Bid 23-27

Project Description: Milling, Paving, Patching, Striping of Asphalt Roads and Parking Lots

I/FIRM acknowledges and agrees to the following:

I/FIRM will utilize the U.S. Department of Homeland Security's E-Verify system, in accordance with the terms governing use of the system, to confirm the employment eligibility of:

1. All persons employed by the FIRM during the term of the Contract to perform employment duties within Florida; and

2. All persons assigned by the FIRM to perform work pursuant to the contract with the Department.

Individual/Company/Firm: Nick Mclain - Mclain Site Solutions, Incorporated

Authorized Signature: Nick Mc

Title: President

Date: August 17, 2023

THIS FORM MUST BE INCLUDED WITH BID/PROPOSAL

EXHIBIT "E"

PROPOSER ACKNOWLEDGEMENTS AND AGREEMENTS

CITY OF FERNANDINA BEACH, FLORIDA
INVITATION TO BID 23-27
MILLING, PAVING, PATCHING, STRIPING OF ASPHALT ROADS AND PARKING LOTS

The undersigned, as an employee or agent of the Proposer, having the authority to sign a binding agreement on behalf of the corporation, company, or firm presenting this submittal, confirms understanding and/or agreement and/or takes exception with any statement in the following sections of this RFP document.

1. INTRODUCTION AND GENERAL INFORMATION
   Understands and agrees to all terms.

2. PROPOSAL INSTRUCTIONS, TERMS AND CONDITIONS
   Understands and agrees to all terms.

3. EVALUATION AND CONTRACT OVERVIEW
   Understands and agrees to all terms.

4. PROPOSER'S RESPONSE: SUBMITTAL INFORMATION
   Understands and agrees to all terms.

5. PROPOSER'S RESPONSE: PROPOSED TEAM
   Understands and agrees to all terms.

6. PROPOSER'S RESPONSE: PROPOSED COMPENSATION
   Understands and agrees to all terms.

Name: Nick Mclain Title: President

Signature: Nick Date: August, 17 2023

THIS FORM MUST BE INCLUDED WITH BID/PROPOSAL

EXHIBIT "F"

CONFLICT OF INTEREST STATEMENT

This sworn statement is submitted with Bid, Proposal or Contract for ITB 23-27.

This sworn statement is submitted by (entity) Mclain Site Solutions, Inc. whose business address is 7029 Commonwealth Ave. Suite 5 and (if applicable) Federal Employer Identification Number (FEIN) is 88-1137927 (If a Sole Proprietor and you have no FEIN, include the last four (4) digits of your Social Security Number: N/A .)
My name is Nick Mclain and my relationship to the entity named above is President.

CITY OF FERNANDINA BEACH, FLORIDA
INVITATION TO BID 23-27
MILLING, PAVING, PATCHING, STRIPING OF ASPHALT ROADS AND PARKING LOTS

1. The above-named entity is submitting a Proposal for the City of Fernandina Beach.
2. The Affiant has made diligent inquiry and provides the information contained in the Affidavit based upon his/her own knowledge.
3. The Affiant states that only one submittal for the above proposal is being submitted and that the above-named entity has no financial interest in other entities submitting proposals for the same project.
4. Neither the Affiant nor the above- named entity has directly or indirectly entered into any agreement, participated in any collusion, or otherwise taken any action in restraints of free competitive pricing in connection with the entity's submittal for the above proposal. This statement restricts the discussion of pricing data until the completion of negotiations if necessary and execution of the Contract for this project.
5. Neither the entity not its affiliates, nor anyone associated with them, is presently suspended or otherwise ineligible from participation in contract letting by any local, State, or Federal Agency.
6. Neither the entity nor its affiliates, nor anyone associated with them have any potential conflict of interest due to any other clients, contracts, or property interests for this project.
7. I certify that no member of the entity's ownership or management is presently applying for an employee position or actively seeking an elected position with the City of Fernandina Beach.
8. I certify that no member of the entity's ownership or management, or staff has a vested interest in any aspect of the City of Fernandina Beach.
9. In the event that a conflict of interest is identified in the provision of services, I, on behalf of the above-named entity, will immediately notify the City of Fernandina Beach.

Nick Mclain — August 17, 2023
Signature — Date:

STATE OF FLORIDA
COUNTY OF Duval
PERSONALLY APPEARED BEFORE ME, the undersigned authority, who, after first being sworn by me, affixed his/her signature at the space provided above on this 17th day of Aug., 2023, and is personally known to me, or has provided _____ as identification.

My Commission expires: 9.16.23
Notary Signature

MY COMMISSION # GG 335731 EXPIRES: September 16, 2023 Bonded Thru Notary Public Underwriters

THIS FORM MUST BE INCLUDED WITH BID/PROPOSAL

EXHIBIT "G"

NON-COLLUSION AFFIDAVIT

This sworn statement is submitted with Bid, Proposal or Contract for ITB 23-27.

This sworn statement is submitted by (entity) Mclain Site Solutions, Inc. whose business address is 7029 Commonwealth Ave. Suite 5 and (if applicable) Federal Employer Identification Number (FEIN) is 88-1137927 (If a Sole Proprietor and you have no FEIN, include the last four (4) digits of your Social Security Number: N/A .)

My name is Nick Mclain and my relationship to the entity named above is President.

1. The above named is fully informed respecting the preparation and contents of the attached proposal and of all pertinent circumstances respecting such proposal;
2. Such Proposal is genuine and is not a collusive or sham proposal;

3. Neither the said Proposer nor any of its officers, partners, owners, agents, representatives, employees, or parties in interest, including this affiant, has in any way colluded, connived, or agreed, directly or indirectly, with any other Bidder, firm or person to submit a collusive or sham Proposal in connection with such Contract, or has in any manner, directly or indirectly, sought by agreement or collusion or communication or conference with any other Bidder, firm, or person to fix the price or prices in the attached proposal or any other Bidder, or to fix any overhead, profit or cost element of the proposal price or the proposal price of any other Bidder, or to secure through any collusion, connivance, or unlawful agreement any advantage against the City of Fernandina Beach, Florida or any person interested in the proposed Contract; and
4. The price or prices quoted in the attached proposal are fair and proper and are not tainted by any collusion, conspiracy, connivance, or unlawful agreement on the part of the Bidder or any of its agents, representatives, owners, employees, or parties in interest, including this affiant.

Nick Mihn — August 17, 2023
Signature — Date:

STATE OF FLORIDA
COUNTY OF Duval

PERSONALLY APPEARED BEFORE ME, the undersigned authority, who, after first being sworn by me, affixed his/her signature at the space provided above on this 17th day of Aug., 2023, and is personally known to me or has provided _____ as identification.

_____ My Commission expires: 9.16.23
Notary Signature

LISSANDRA WILLIAMS
MY COMMISSION # GG 335731
EXPIRES: September 16, 2023
Bonded Thru Notary Public Underwriters

THIS FORM MUST BE INCLUDED WITH BID/PROPOSAL

EXHIBIT "H"

DISPUTES DISCLOSURE FORM

Answer the following questions by placing as "X" after "YES" or "NO". If you answer "YES", please explain in the space provided, or via attachment.

Has your firm or any of its officers, received a reprimand of any nature or been suspended by the Department of Professional Regulations or any other regulatory agency or professional association within the last five (5) years?
YES___ NO X

Has your firm, or any member of your firm, been declared in default, terminated or removed from a contract or job related to the services your firm provides in the regular course of business within the last five (5) years?
YES_____ NO X

Has your firm had against it or filed any request for equitable adjustment, contract claims, bid protest, or litigation in the past five (5) years that is related to the services your firm provides in the regular course of business?

CITY OF FERNANDINA BEACH, FLORIDA
INVITATION TO BID 23-27
MILLING, PAVING, PATCHING, STRIPING OF ASPHALT ROADS AND PARKING LOTS

YES_____NO_X___

If yes, state the nature of the request for equitable adjustment, contract claim, litigation, or protest, and state a brief description of the case, the outcome or status of the suit and the monetary amounts or extended contract time involved.

I hereby certify that all statements made are true and agree and understand that any misstatement or misrepresentation or falsification of facts will be cause for forfeiture of rights for further consideration of this proposal for the City of Fernandina Beach.

Mclain Site Solutions, Incorporated	August 17, 2023
Firm	Date
Nick Mclain	Nick Mclain, President
Authorized Signature	Printed or Typed Name and Title

THIS FORM MUST BE INCLUDED WITH BID/PROPOSAL

CITY OF FERNANDINA BEACH, FLORIDA
ADDENDUM NO. 1
For ITB 23-27

MILLING, PAVING, PATCHING, STRIPING OF ASPHALT ROADS AND PARKING LOTS

City of Fernandina Beach
204 Ash Street
Fernandina Beach, FL 32034

ADDENDUM No. 1

The following changes are applicable to the original documents and specifications of **ITB 23-27**. This Addendum No.1 now becomes part of the original Invitation to Bid and shall be acknowledged by attaching a copy of this Addendum, signed by an authorized representative of the person or firm submitting the bid. Failure to do so may disqualify the bid submittal.

Submitters shall thoroughly familiarize themselves with the contents of this Addendum before submitting the bid.

NAME: Nick Mclain **TITLE:** President

ADDRESS: 7029 Commonwealth Ave. Suite 5

CITY: Jacksonville **STATE:** FL

AUTHORIZED SIGNATURE: Nick Mc **DATE:** August 17, 2023

CITY OF FERNANDINA BEACH, FLORIDA
ADDENDUM NO. 1
For ITB 23-27

MILLING, PAVING, PATCHING, STRIPING OF ASPHALT ROADS AND PARKING LOTS

1. Bidders are only to provide unit prices, however it is reasonable to assume purchase orders will exceed the bond thresholds stated in the bid document. It is reasonable to assume that a bid bond and performance bond is not required for bid submittal and that a performance and payment bond may be required on a purchase order basis? Yes
2. If bid bond is required for submittal and performance and payment bond is required for the master agreement (prior to issuance of purchase orders), please provide an estimated quantity breakdown and/or an engineer's estimate. This information is required from our surety company. The City's budget for FY 23-24 is $800k. The street resurfacing project will be broken up into 2-3 phases.
3. Please confirm the liquidated damages of $200 per calendar day for first twenty day and $400 per day thereafter (from referenced construction contract sample on City's website). Confirmed
4. Will federal money be used in this contract? No federal funds
5. The bond requirements are different between the ITB document specific to this project and the referenced general conditions from the City's website. Please advise. The bond requirements in the bid documents are the current City requirements.
6. Referenced general conditions from the City's website require builder's risk insurance.
    a. Please confirm this requirement. Confirmed
    b. If required, please confirm the City will accept a builder's risk policy on a per purchase order basis. Builders risk cannot be accessed until project location and scope is determined. Confirmed that City will accept builder's risk policy on a per purchase order basis.

CITY OF FERNNDINA BEACH FLORIDA
ITB 23-27 ASPHALT MILLING, PATCHING, STRIPING OF ASPHALT ROADS AND PARKING LOTS
AUGUST 17, 2023 BID OPENING 2:30PM
OPENED BY JEREMIAH GLISSON AND WANDA WEAKS

		Creative Concrete Design of Columbia County, Inc., Lake City, FL		McClain Site Solutions, Inc., Jacksonville, FL		Hubbard Construction Company, Winter Park, FL
	DATE/TIME	08/17/2023 1:52PM		08/17/2023 2:07PM		08/17/2023 2:03PM
	EXHIBITS A-H	√		√		√
	ADDENDUM NO 1-2	√		√		√
MILLING AND PAVING -						
a) 1-1.5" Asphalt Paving, Type S1-S3 GREATER THAN 1000 SQ YDS	Per SQ.YD. Amount:	49.50		23.50		18.65
b) 1-1.5" Asphalt Milling, GREATER THAN 1000 SQ YDS	Per SQ.YD. Amount:	9.50		7.67		5.75
c) MOBILIZATION price is per event and consists of mutiple runs milling and paving runs at VARIOUS LOCATIONS. All paving work will be within a 5-mile radius. MOBILIZATION includes general conditions, bonds, insurance, maintenance of traffic and other work related to performance of the work not included in the unit prices listed above	Mobilization Lump Sum per event	36,000.00		3,318.00		100.00

MILLING AND PATCH PAVING -						
a) 1-1.5" Asphalt Paving, Type S1-S3 LESS THAN 1000 SQ YDS	Per SQ.YD. Amount:	72.00		23.63		54.60
b) 1-1.5" Asphalt Milling, LESS THAN 1000 SQ YDS	Per SQ.YD. Amount:	12.00		13.57		23.70
c) MOBILIZATION price is per event and consists of mutiple runs milling and paving runs at VARIOUS LOCATIONS. All paving work will be within a 5-mile radius. MOBILIZATION includes general conditions, bonds, insurance, maintenance of traffic and other work related to performance of the work not included in the unit prices listed above	Mobilization Lump Sum per event	36,000.00		3,318.00		100.00

PAVEMENT MARKINGS AND THERMOPLASTIC						
a) Striping/Marking of solid line FDOT thermo-paint, Ref Section 710 GREATER THAN 1000 LINEAR FEET	Per Linear Foot	2.00		1.63		10.50
a) Striping/Marking of solid line THERMOPLASTIC FDOT , Ref Section 711 GREATER THAN 1000 LINEAR FEET	Per SQ.YD.	7.75		3.27		104.80

CITY COMMISSION AGENDA ITEM
City of Fernandina Beach

SUBJECT: Resolution 2026-80
Lease Agreement — Canon USA, Inc.

ITEM TYPE: Resolution (w/ fiscal impact)

REQUESTED ACTION: Consider Resolution 2026-80.

SYNOPSIS: The City presently leases Canon multifunction devices as adopted by Resolution 2021-86 which expires July 31, 2026. Staff requests approval to enter into a sixty-month lease agreement, effective August 1, 2026, with Canon USA, Inc. for thirty-two multifunction printer/copier/scanner devices which will service all departments and includes all service and repairs per the cooperative purchase agreement, attached hereto as Exhibit A.

FISCAL IMPACT: The cost of approximately $2,975.50 per month will be paid from various Department Contractual accounts, 53400.

CITY ATTORNEY COMMENTS: No additional comments.

CITY MANAGER RECOMMENDATION(S): I recommend that the City Commission adopt proposed Resolution 2026-80.

Dana Whicker, IT Director	06/24/2026
Kimberly Elliott-Briley, Deputy City Clerk	06/24/2026
Alisha Brown, Budget Analyst	06/24/2026
Teresa Prince, City Attorney	06/25/2026
Jeremiah Glisson, Deputy City Manager	06/25/2026
Sarah Campbell, City Manager	06/26/2026

Submitted By: Arlecia Bostick, Administrative Coordinator Date: June 18, 2026

COMMISSION ACTION: Adopt

RESOLUTION 2026-80

A RESOLUTION OF THE CITY COMMISSION OF THE CITY OF FERNANDINA BEACH, FLORIDA, APPROVING A CANON USA, INC. SIXTY-MONTH LEASE AGREEMENT FOR MULTI-FUNCTION DEVICES, COPIERS, AND RELATED SOFTWARE AND SERVICES; AUTHORIZING ADMINISTRATIVE CORRECTION OF SCRIVENER'S ERRORS; AUTHORIZING EXECUTION; AND PROVIDING FOR AN EFFECTIVE DATE.

WHEREAS, in accordance with the City's Purchasing Policies and Procedures, City Commission approval is required for purchases which exceed $50,000; and

WHEREAS, the City presently leases Canon multifunction devices as adopted by Resolution 2017-108 which expires July 31, 2026; and

WHEREAS, staff requests approval to enter into a sixty-month lease agreement with Canon USA, Inc., attached hereto as Exhibit A, via "piggyback" on the State of Florida Department of Management Services Enterprise Alternate Contract Source No. 44100000-24-NASPO-ACS for thirty-two multifunction devices, copiers, and related software and services which will supply all departments, to be effective August 1, 2026; and

WHEREAS, the City wishes to take advantage of competitively negotiated pricing. Funds are available in various departments' Contractual accounts, 53400.

NOW, THEREFORE, BE IT RESOLVED BY THE CITY COMMISSION OF THE CITY OF FERNANDINA BEACH, FLORIDA, THAT:

SECTION 1. The City Commission hereby approves a sixty-month lease agreement with Canon USA, Inc. for thirty-two multifunction devices, copiers, and related software and services, as described in attached Exhibit A.

SECTION 2. The City Clerk and City Manager are hereby authorized to execute the lease agreement, upon review and approval of the City Attorney.

SECTION 3. The City Manager, or his or her designee, may administratively correct typographical and/or scrivener's errors of this Resolution which do not make substantive changes or otherwise affect the intent of the Resolution, upon receiving approval of the City Attorney, by filing a corrected or recodified copy of same with the City Clerk.

SECTION 4. This Resolution shall become effective immediately upon passage.

ADOPTED this 7thth day of July, 2026.

CITY OF FERNANDINA BEACH

_____

JAMES ANTUN
Commissioner – Mayor

ATTEST:

_____
CAROLINE BEST
City Clerk

APPROVED AS TO FORM & LEGALITY:



_____
TERESA L. PRINCE, ESQ.
City Attorney

Resolution 2026-80
Exhibit "A"

Canon U.S.A., Inc.
One Canon Park
Melville, NY 11747
Tel: 631.330.5000

June 12, 2026

Vendor Name:
CANON USA, INC.
4100 N FAIRFAX DR. SUITE 200
ARLINGTON, VA. 22203

Remit Address:
CANON USA, INC.
14904 COLLECTION CENTER DR.
CHICAIGO IL. 60693

PO # _____

The City of Fernandina Beach entends to enter into a lease agreement with Canon USA under the NASPO state of Florida Statewide Contract Number: 44100000-24-NASPO-ACS NASPO Contract Number: Lead State Master Agreement # 187646.

Equipment and Maintenance Pricing:
State of Florida NAPSO 60 month FMV lease : $ 2975.50 billed monthly Includes the following quantity and models:

(14) IF1440IF ; (2) C5170; (7) C331F; (4) C5160 ; (4) C5140

Models ; Configurations; in Attachment (A):

Service/Maintenance 60 Month Fixed Pricing per device billed monthly under the NASPO State of Florida Contract below: 44100000-24-NASPO-ACS NASPO Contract Number: Lead State Master Agreement # 187646

IF1440 B/W per copy: $.03710; C331F B/W per copy $ .01620 Color Per Copy: $ .0920 C5140 B/W per Copy: $ .0087 Color Per Copy $ .06850: C5160 B/W per copy $.0087 C5160 Color Per Copy $ .0590; C5170 B/W per copy $ .0087 Color Per Copy $ .0590

My contact information is list below in case you need to contact me:

Sincerely,

Chris Dooley

Christopher Dooley
Account Executive, Major
North Florida
Canon U.S.A., Inc.
10301 Deerwood Park Blvd,Suite 3130, Jacksonville, FL, 32256, USA
www.usa.canon.com
cdooley@cusa.canon.com
T 904/924-6783 **C** 904/923/0230

Attachment A

Florida Statewide Contract Number: 44100000-24-NASPO-ACS NASPO

Contract Number: Lead State Master Agreement # 187646

Config A - Quantity: 14 **Config Name:** **Service Model: IF1440F**

Qty	Config Type	Item Code	Item Name
1	New	7188C001	IMAGEFORCE 1440F
1	New	4774V012	IMAGEFORCE DESKTOP INSTALL PAK
1	New	2368V991	PRINTER CONNECTIVITY

Config B - Quantity: 7 **Config Name:** **Service Model: IFC331F**

Qty	Config Type	Item Code	Item Name
1	New	6989C025	IMAGEFORCE C331F SET (CSG)
1	New	4774V010	IMAGEFORCE C331/431/521/611 INSTALL PAK
1	New	2368V120	MID VOLUME CONNECTIVITY 30+PPM UP TO 79PPM

Config D - Quantity: 3 **Config Name:** **Service Model: IFC5160**

Qty	Config Type	Item Code	Item Name
1	New	6378C013	IMAGEFORCE C5160 SET
1	New	6596C002	CASSETTE FEEDING UNIT-AY1
1	New	6602C002	INNER FINISHER-N1
1	New	4002C002	INNER 2/3 HOLE PUNCHER-D1
1	New	4731V446	IMAGEFORCE C5100 SERIES INSTALL PAK
1	New	2368V120	MID VOLUME CONNECTIVITY 30+PPM UP TO 79PPM

Config C - Quantity: 3 **Config Name:** **Service Model: IFC5140**

Qty	Config Type	Item Code	Item Name
1	New	6377C002	IMAGEFORCE C5140
1	New	6596C002	CASSETTE FEEDING UNIT-AY1
1	New	6602C002	INNER FINISHER-N1
1	New	4002C002	INNER 2/3 HOLE PUNCHER-D1
1	New	4731V446	IMAGEFORCE C5100 SERIES INSTALL PAK
1	New	2368V120	MID VOLUME CONNECTIVITY 30+PPM UP TO 79PPM

Config F - Quantity: 1 **Config Name:** **Service Model: IFC5170**

	Qty	Config Type	Item Code	Item Name
▲	1	New	6378C015	IMAGEFORCE C5170 SET
	1	New	6596C002	CASSETTE FEEDING UNIT-AY1
	1	New	6601C002	BOOKLET FINISHER-A2 WITH TRI-FOLD
	1	New	6603C002	BUFFER PASS UNIT-R1
	1	New	0126C001	2/3 HOLE PUNCHER UNIT-A1
	1	New	3998C007	SUPER G3 FAX BOARD AX2
	1	New	4731V446	IMAGEFORCE C5100 SERIES INSTALL PAK
	1	New	2368V120	MID VOLUME CONNECTIVITY 30+PPM UP TO 79PPM

Config E - Quantity: 1 **Config Name:** **Service Model: IFC5170**

	Qty	Config Type	Item Code	Item Name
▲	1	New	6378C015	IMAGEFORCE C5170 SET
	1	New	6596C002	CASSETTE FEEDING UNIT-AY1
	1	New	6602C002	INNER FINISHER-N1
	1	New	4002C002	INNER 2/3 HOLE PUNCHER-D1
	1	New	3998C007	SUPER G3 FAX BOARD AX2
	1	New	4731V446	IMAGEFORCE C5100 SERIES INSTALL PAK
	1	New	2368V120	MID VOLUME CONNECTIVITY 30+PPM UP TO 79PPM

Config G - Quantity: 1 **Config Name:** **Service Model: IFC5140**

	Qty	Config Type	Item Code	Item Name
▲	1	New	6377C002	IMAGEFORCE C5140
	1	New	6596C002	CASSETTE FEEDING UNIT-AY1
	1	New	6602C002	INNER FINISHER-N1
	1	New	4002C002	INNER 2/3 HOLE PUNCHER-D1
	1	New	3998C007	SUPER G3 FAX BOARD AX2
	1	New	4731V446	IMAGEFORCE C5100 SERIES INSTALL PAK
	1	New	2368V120	MID VOLUME CONNECTIVITY 30+PPM UP TO 79PPM

Config H - Quantity: 1 **Config Name:** **Service Model: IFC5160**

	Qty	Config Type	Item Code	Item Name
▲	1	New	6378C013	IMAGEFORCE C5160 SET
	1	New	6596C002	CASSETTE FEEDING UNIT-AY1
	1	New	6602C002	INNER FINISHER-N1
	1	New	4002C002	INNER 2/3 HOLE PUNCHER-D1
	1	New	3998C007	SUPER G3 FAX BOARD AX2
	1	New	4731V446	IMAGEFORCE C5100 SERIES INSTALL PAK
	1	New	2368V120	MID VOLUME CONNECTIVITY 30+PPM UP TO 79PPM

Docusign Envelope ID: 4316492D-64C5-4DFE-A159-386D43B9D8BE

Enterprise Alternate Contract Source (ACS)
No. 44100000-24-NASPO-ACS
For
Multi-Function Devices, Copiers, and Related Software and Services

This Enterprise Alternate Contract Source No. **44100000-24-NASPO-ACS** for **Multi-Function Devices, Copiers, and Related Software and Services** ("Term Contract"), is between the **Department of Management Services** ("Department"), an agency of the State of Florida, located at 4050 Esplanade Way, Tallahassee, FL 32399; and **Canon U.S.A., Inc.** ("Contractor"), located at One Canon Park, Melville, NY, 11747; collectively referred to herein as the "Parties."

WHEREAS, section 287.042(16), Florida Statutes (F.S.) authorizes the Department to evaluate contracts let by the Federal Government, another state, or a political subdivision for the provision of commodities and contract services;

WHEREAS, the State of Colorado through NASPO, competitively procured multi-function devices and related software, services, and cloud solutions and executed Master Contract No. 187646, Multi-Function Devices and Related Software, Servies, and Cloud Solutions ("Master Contract"), with the Contractor; and

WHEREAS, pursuant to section 287.042(16), F.S., the Secretary evaluated the Master Contract and determined that use of the Master Contract is cost-effective and the best value to the state.

NOW THEREFORE, in consideration of the mutual promises contained herein, the receipt and sufficiency of which are hereby acknowledged, the Parties agree as follows:

1. **Term and Effective Date.**

The Master Contract became effective on August 1, 2024, and its term currently ends on July 31, 2026. The Master Contract has three (3) years of renewals available. This Term Contract will become effective on August 1, 2024 or on the date signed by all Parties, whichever is later. This Term Contract will expire on July 31, 2026, unless terminated earlier or renewed in accordance with the Exhibit B, Enterprise Standard Terms and Conditions.

2. **Order of Precedence.**

This contract document and the attached exhibits constitute the Term Contract and the entire understanding of the Parties. This contract document, Exhibits A, B, and C constitute the Participating Addendum to the Master Contract and modify or supplement the terms and conditions of the Master Contract. All exhibits listed below are incorporated into this Term

Docusign Envelope ID: 4316492D-64C5-4DFE-A159-386D43B9D8BE

Contract by reference herein. In the event of a conflict, the following order of precedence shall apply:

a) This contract document
b) Exhibit A, Additional Terms and Conditions to the Enterprise Contract
c) Exhibit B, Enterprise Standard Terms and Conditions
d) Exhibit C: Florida Post-Hoc Lease-Cancellation (FLPL) Rate Sheet for Canon U.S.A., Inc.
e) Exhibit D, Master Contract (including any amendments to the Master Contract made prior to the effective date of this Term Contract and any subsequent amendments to the Master Contract that are added to this Term Contract in accordance with the Modifications Section listed below)

Where the laws and regulations of a state other than the State of Florida are cited or referenced in the Master Contract, such citation or reference shall be replaced by the comparable Florida law or regulation.

3. Purchases off this Contract.

Upon execution of this Term Contract, agencies, as defined in section 287.012, F.S., may purchase products and services under this Term Contract. Any entity making a purchase off of this Term Contract acknowledges and agrees to be bound by the terms and conditions of this Term Contract. The Contractor shall adhere to the terms included in any contract or purchase orders issued pursuant to this Term Contract.

4. Primary Contacts.

Department's Contract Manager:
Christopher McMullen
Division of State Purchasing
Florida Department of Management Services
4050 Esplanade Way, Suite 360
Tallahassee, Florida 32399
Telephone: (850) 922-9867
Email: christopher.mcmullen@dms.fl.gov

Contractor's Contract Manager:
Samantha Owens
Canon U.S.A., Inc.
One Canon Park
Melville, NY 11747
Telephone: (631) 330-2754
Email: isgbidadmin@cusa.canon.com

Either party may notify the other by email of a change to a designated Contract Manager

Docusign Envelope ID: 4316492D-64C5-4DFE-A159-386D43B9D8BE

providing the contact information for the newly designated contact, and such notice is sufficient to effectuate this change without requiring a written amendment to the Term Contract.

5. Modifications.

Unless otherwise stated in the Term Contract, any amendments to this Term Contract must be in accordance with Exhibit B, Enterprise Standard Terms and Conditions. If amendments are made to the Master Contract after the effective date of this Term Contract, the Contractor shall: 1) notify the Department of such amendments; and 2) provided the Department is amenable to incorporating the amendments into this Term Contract, enter into a written amendment with the Department in accordance with Exhibit B, Enterprise Standard Terms and Conditions.

IN WITNESS THEREOF, the Parties hereto have caused this Term Contract to be executed by the undersigned duly authorized undersigned officials.

State of Florida:
Department of Management Services

DocuSigned by:
By: Pedro Allende
C947139294994B3...

Name: Pedro Allende

Title: Secretary

Date: 12/15/2024 | 4:09 PM EST

Contractor:
Canon U.S.A., Inc.

DocuSigned by:
By: Mason Olds
4B616C4FF5E14C3...

Name: Mason Olds

Title: SVP

Date: 12/13/2024 | 1:19 AM PST

APPROVED AS TO FORM AND LEGALITY:
Teresa L. Prince
CITY ATTORNEY

Docusign Envelope ID: 4316492D-64C5-4DFE-A159-386D43B9D8BE

Department of MANAGEMENT SERVICES
We serve those who serve Florida

EXHIBIT A

ADDITIONAL TERMS AND CONDITIONS TO THE ENTERPRISE CONTRACT

The Contractor and Customers acknowledge and agree to be bound by the terms and conditions of the Term Contract, which includes the Enterprise Standard Terms and Conditions and these Additional Terms and Conditions to the Enterprise Contract.

The following subsections are added to the Enterprise Standard Terms and Conditions:

Section 18: Punchout Catalog and Electronic Invoicing.
The Contractor is encouraged to provide a MFMP punchout catalog. The punchout catalog provides an alternative mechanism for suppliers to offer the State access to Products awarded under the Term Contract. The punchout catalog also allows for direct communication between the MFMP eProcurement System and a supplier's Enterprise Resource Planning (ERP) system, which can reflect real-time Product inventory/availability information.

Through utilization of the punchout catalog model, a Florida buyer will "punch out" to a supplier's website. Using the search tools on the supplier's Florida punchout catalog site, the user selects the desired Products. When complete, the user exits the supplier's punchout catalog site and the shopping cart (full of Products) is "brought back" to MFMP. No orders are sent to a supplier when the user exits the supplier's punchout catalog site. Instead, the chosen Products are "brought back" to MFMP as line items in a purchase order. The user can then proceed through the normal workflow steps, which may include adding/editing the Products (i.e., line items) in the purchase order. An order is not submitted to a supplier until the user approves and submits the purchase order, at which point the supplier receives an email with the order details.

The Contractor may supply electronic invoices in lieu of paper-based invoices for those transactions processed through MFMP. Electronic invoices may be submitted to the Customer through one of the mechanisms as listed below:

1) EDI (Electronic Data Interchange)
   This standard establishes the data contents of the Invoice Transaction Set (810) for use within the context of an Electronic Data Interchange (EDI) environment. This transaction set can be used for invoicing via the Ariba Network (AN) for catalog and non-catalog goods and services.

2) PO Flip via AN
   This online process allows Contractors to submit invoices via the AN for catalog and non-catalog goods and services. Contractors have the ability to create an invoice directly from their inbox in their AN account by simply "flipping" the PO into an invoice. This option does not require any special software or technical capabilities.

   The Contractor warrants and represents that it is authorized and empowered to and hereby grants the State and the third-party provider of MFMP, a State contractor, the right and license to use, reproduce, transmit, distribute, and publicly display within MFMP. In addition,

Docusign Envelope ID: 4316492D-64C5-4DFE-A159-386D43B9D8BE

the Contractor warrants and represents that it is authorized and empowered to and hereby grants the State and the third-party provider the right and license to reproduce and display within MFMP the Contractor's trademarks, system marks, logos, trade dress, or other branding designation that identifies the Products made available by the Contractor under the Term Contract.

Section 19: Financial Consequences.
Failure to comply with the requirements of the Term Contract will result in the imposition of financial consequences. The following financial consequences will apply for the Contractor's failure to meet the performance metric standard and due date corresponding with the deliverables under the Term Contract. The Customer and the Contractor may agree to add additional Financial Consequences on an as-needed basis beyond those stated herein to apply to that Customer's resultant contract or purchase order. The State of Florida reserves the right to withhold payment or implement other appropriate remedies, such as Term Contract termination or nonrenewal, when the Contractor has failed to comply with the provisions of the Term Contract.

The financial consequences below will be paid and received by the Department of Management Services within 30 calendar days from the due date specified by the Department. These financial consequences below are individually assessed for failures over each target period beginning with the first full month or quarter of the Term Contract performance and every month or quarter, respectively, thereafter.

Financial Consequences Chart

Deliverable	Performance Metric	Performance Due Date	Financial Consequence for Non-Performance /Not Received by the Contract Manager
Contractor will timely submit complete Term Contract Quarterly Sales Reports	All Term Contract Quarterly Sales Reports will be submitted timely with the required information	Completed reports are due on or before the 30th calendar day after the close of each State fiscal quarter	$250 per day late
Contractor will timely submit complete MFMP Transaction Fee Reports	All MFMP Transaction Fee Reports will be submitted timely with the required information	Completed reports are due on or before the 15th calendar day after the end of each month	$100 per day late

No favorable action will be considered when Contractor has outstanding Term Contract Quarterly Sales Reports, MFMP Transaction Fee Reports, or any other documentation owed to the Department or Customer, to include fees / monies, that are required under this Term Contract.

Docusign Envelope ID: 4316492D-64C5-4DFE-A159-386D43B9D8BE

SECTION 20: CONTRACT PRODUCT OFFERINGS.

The following Products and Services are included in this contract portfolio:

- Group A – MFD, A3
- Group B – MFD, A4
- Group C – Production Equipment
- Group D – Single-function Printers
- Group E – Large/Wide Format Equipment
- Group F – Scanners
- Group G – Software
- Group H – Consumable Supplies
- Group I - Managed Print Services (MPS)
- Sub-Group G1 – Software Related Services
- Sub-Group C1 – Standalone Production Devices
- Sub-Group C2 – Industrial Print Equipment
- Sub-Group D1 – Specialty Printers
- Accessories for Discontinued Base Units
- Maintenance Services for new, remanufactured, refurbished, and legacy devices

SECTION 21: LEASE AND RENTAL AGREEMENTS.

a. Equipment leases and rentals are subject to the Terms and Conditions as set forth in the Master Agreement and Canon U.S.A., Inc.'s applicable Supplemental Documents, which are attached to the Master Agreement, except as provided in subsection g., "Early Termination for Convenience of Straight Leases."

b. Contract users will not sign lease agreements. The purchase document referencing Master Agreement number 187646 and Contract number 44100000-24-NASPO-ACS will be sufficient.

c. To initiate a lease or rental, Purchasing Entity may issue a Purchase Order ("PO") and reference the type of lease or rental (FMV Lease, Straight Lease, Capital Lease, Short-Term Rental or Cancellable Rental) on the PO or may simply sign other transactional documents deemed acceptable to the parties, providing Contractor does not provide the Purchasing Entity with any documents (besides EULA's) that have not been approved by the Lead State.

d. Assignment: Contractor may assign, solely for financing purposes, upon written notification to and subsequent approval by the State of Florida, their right title and interest in and to: (i) the Products subject to the Lease Agreement; (ii) all payments and other amounts due and to become due thereunder with respect to the Products; and (iii) all rights and remedies under this Participating Addendum with respect to the Products, such payments and other amounts due. Any such assignment however, does not excuse Contractor from fulfilling their obligations outlined in the terms and conditions of either the NASPO ValuePoint Master Contract #187646 or the Participating Addendum. Contractor intends to assign, solely for financing purposes, rights as set forth immediately above and this paragraph constitutes the required written notification to the State of Florida.

Docusign Envelope ID: 4316492D-64C5-4DFE-A159-386D43B9D8BE

All lease and rental programs must remain with the Contractor, Authorized Dealers, Contractor's leasing partners, or third-party financial institutions throughout the term of the agreement.

e. End of Term Notification: Contractor must notify a Purchasing Entity, in writing, of their End of Term options at least sixty (60) to ninety (90) days prior to the end of any Initial Lease or Rental Term. Such notification may include, but not be limited to, the following:

   i. Any acquisition or return options, based on the type of lease or rental agreement;
   ii. Any renewal options, if applicable; and/or
   iii. Hard drive removal and surrender cost, if applicable.

f. End of Term Options: If a Purchasing Entity desires to exercise a purchase, renewal, or return of the Equipment, it shall give Contractor at least thirty (30) days written notice prior to the expiration of such lease or rental term. Notwithstanding anything to the contrary, if Purchasing Entity fails to notify Contractor of its intent with respect to the exercise of a purchase, renewal, or return of the Equipment, the Initial Lease or Rental Term shall be terminated on the date as stated in the Order and removal of the Product will be mutually arranged.

g. Early Termination for Convenience of Straight Leases: If a Purchasing Entity terminates a Straight Lease for convenience, the Purchasing Entity must pay, within a maximum of 60 calendar days after the requested termination, the difference of rates between the Straight Lease period which was selected at the time of order and the longest Straight Lease term which was fulfilled multiplied by the number of months the Purchasing Entity held the device.

   For example: a Purchasing Entity leases item number C3926i at the discounted price of $3,134.80 for the 60-month Straight Lease rate of 0.02255 times $3,134.80, or $70.69 per month, but wishes to Terminate for Convenience after 13 months. The Purchasing Entity will pay the difference calculated by taking the Rate of the longest Straight Lease term which was fulfilled (in this instance, the 12-month rate, which is 0.08962) times the number of months the device was held by the Purchasing Entity (13) times the discounted price of the Unit ($3,134.80), and then subtracting from that number the payments already made. In this instance, the payment calculation would be (0.08962 * 13 * $3,134.80) – (0.02255 * 13 * $3,134.80) = ($3,652.23) – ($918.97) = $ 2,733.26.

   If a Purchasing Entity wishes to terminate a Straight Lease for convenience before the term of the shortest Straight Lease offered by the Contractor, the Purchasing Entity will convert the Straight Lease to the Florida Post-Hoc Lease-Cancellation Rate (FLPL Rate) and pay, within a maximum of 60 calendar days after the requested termination, the difference between the rate of the Straight Lease period which was selected by the Purchasing Entity at the time of order and the FLPL Rate multiplied by the number of months the Purchasing Entity held the device.

Docusign Envelope ID: 4316492D-64C5-4DFE-A159-386D43B9D8BE

For example: a Purchasing Entity leases item number C3926i at the discounted price of $3,134.80 for the 60-month Straight Lease rate of 0.02255 times $3,134.80, or $70.69 per month, but wishes to Terminate for Convenience after 10 months. The Purchasing Entity will pay the difference calculated by taking the FLPL Rate (0.1000) times the number of months the device was held by the Purchasing Entity (10) times the discounted price of the Unit ($3,134.80), and then subtracting from that number the payments already made. In this instance, the payment calculation would be (0.1000 * 10 * $3,134.80) – (0.02255 * 10 * $3,134.80) = ($3,134.80) – ($706.90) = $2,427.90.

SECTION 22: PRODUCT INSALLATION AND INVOICING

Unless otherwise agreed to by both parties, signing the delivery and acceptance ("D&A") certificate constitutes Acceptance of the Device(s) and allows Contractor to invoice for the Device(s). Failure to sign the D&A or reject the Device(s) within the foregoing five (5) day period shall be deemed as Acceptance by the Purchasing Entity.

Contractor will provide timely billing and Purchasing Entity will notify Contractor, in writing, of any billing concern. In order for Contractor to generate accurate service invoices, Purchasing Entities shall provide meter reads within the Contractor(s) requested timeframe.

Invoices that are generated without receiving the proper meter-read information from the Purchasing Entity will not be considered inaccurate.

The Purchasing Entity shall provide written notice of any alleged invoicing issue(s) and the Contractor will be allowed a thirty (30) day cure period to address any such issue. Failure on the Contractors part to maintain accurate invoicing shall result in a $25.00 per instance credit on the following month's invoice.

SECTION 23: NOT SPECIFICALLY PRICED (NSP) ITEMS

Specifically Priced (NSP) items compliment or enhance Canon's Products and/or Services offered under the resulting Master Contract, and may be purchased as a stand-alone option. NSP items will not include:

i) Interactive White boards;
ii) Computers, monitors, or other related items;
iii) Fax machines;
iv) Overhead Projectors; and
v) Cameras.

NSP items may only be acquired through the Contractor or their Authorized Dealers and must be reported quarterly with all other sales under the resulting Master Contract. NSP items must be priced at a minimum discount of 15% from MSRP or List Price.

Docusign Envelope ID: 4316492D-64C5-4DFE-A159-386D43B9D8BE

SECTION 24: SHOWROOM EQUIPMENT

Upon request by a Purchasing Entity, showroom Equipment for Groups A and B may be converted to a purchase, lease, or rental providing the following conditions are met:

a. The meter count on Group A and Group B Devices does not exceed 10,000 copies total (i.e. b&w and color combined); and
b. The Device must be discounted by at least 5% off the Master Contract pricing for that same Device; and
c. The Purchasing Entity and the Contractor must indicate on the Order that the Device is a showroom model.

SECTION 25: SOFTWARE

Purchasing Entities that acquire software shall be subject to the license agreements distributed with such software. Software subscriptions shall not be subject to automatic renewals, unless otherwise agreed to in an Order. Purchasing Entities shall have the option to finance software subscriptions by utilizing Contractor lease and rental rates. Notwithstanding the foregoing, in the event of a conflict in language between an end user license agreement (EULA) and the Master Contract, the language in the Master Contract will supersede and control, unless otherwise agreed to by a Participating State or Entity. In addition, any language in a EULA which violates a Participating State's constitution or a statute of that state; or violates the laws of a local entity making a purchase, will be deemed void, and of no force or effect.

SECTION 26: MAINTENANCE SERVICE LEVEL AGREEMENTS

Purchasing Entities are subject to the Contractor's Standard Service Levels as outlined in the Master Contract, Contractor's Supplemental Documents, or as otherwise negotiated by the Participating State or Entity.

SECTION 27: MPS STATEMENT OF WORK TEMPLATE

All MPS engagements shall require the Contractor and the Purchasing Entity to complete a detailed statement of work, similar to the format provided in Master Contract Attachment 3 (Canon Sample MPS Agreement Terms and Conditions) of the NASPO ValuePoint Master Contract. Additionally, Purchasing Entity shall be expected to adhere to the requirements outlined in Master Contract Attachment 4 (Canon Sample MPS Customer Expectations Document), prior to the initiation of any engagement.

Docusign Envelope ID: 4316492D-64C5-4DFE-A159-386D43B9D8BE

EXHIBIT B

Department of
MANAGEMENT
SERVICES
We serve those who serve Florida

ENTERPRISE STANDARD TERMS AND CONDITIONS

These Enterprise Standard Terms and Conditions set forth the terms and conditions regarding the administration of the Term Contract, including the provision of Products to Customers. Customer specific terms for purchases off this Term Contract shall be set forth in the Customer specific agreement.

Docusign Envelope ID: 4316492D-64C5-4DFE-A159-386D43B9D8BE

SECTION 1. DEFINITIONS

Capitalized terms used herein are defined as follows:

"Attachments" means the attachments, addenda, schedules, exhibits, and other documents, however so titled, attached hereto or incorporated by reference herein.

"Business Days" means Monday through Friday, inclusive, excluding State holidays specified in section 110.117, Florida Statutes ("F.S.").

"Contractor" means the person or entity that is a party to the Term Contract and is offering Products for purchase.

"Customer" means the agency, as defined in section 287.012, F.S., or eligible user, as defined in Rule 60A-1.001, Florida Administrative Code ("F.A.C."), that makes a purchase off the Term Contract. For the avoidance of doubt, this also includes the Department when it purchases off the Term Contract.

"Department" means the Department of Management Services, an agency as defined in section 287.012, F.S., responsible for the administration of this Term Contract.

"Enterprise Alternate Contract Source" means a contract authorized pursuant to section 287.042(16), F.S., or approved pursuant to section 287.057(3)(b), F.S., for statewide use.

"Product" means any deliverable under the Term Contract, which may include commodities and contractual services, as each is defined in section 287.012, F.S. "Product" does not include, and no State funding under the Term Contract is being provided for, promoting, advocating for, or providing training or education on "Diversity, Equity, and Inclusion" ("DEI"). DEI is any program, activity, or policy that classifies individuals on the basis of race, color, sex, national origin, gender identity, or sexual orientation and promotes differential or preferential treatment of individuals on the basis of such classification, or promotes the position that a group or an individual's action is inherently, unconsciously, or implicitly biased on the basis of such classification.

"State" means the State of Florida

"State Term Contract" means a term contract that is competitively procured by the department pursuant to section 287.057, F.S. and that is used by agencies and eligible users pursuant to section 287.056, F.S.

"Term Contract" means the legally enforceable term contract, as defined in section 287.012, F.S., between the Department and Contractor to which these Enterprise Standard Terms and Conditions apply, including all Attachments thereto**.** The Term Contract is either a State Term Contract or an Enterprise Alternate Contract Source.

SECTION 2. CONTRACT AMENDMENT

2.1 **Amendment.** The Term Contract contains all the terms and conditions agreed upon by the parties. Unless otherwise stated in Term Contract, the Term Contract may only be amended upon mutual written agreement signed by the parties. No oral agreements or representations will be valid or binding upon the Department or the Contractor. Unless explicitly agreed to by the Department in the Term Contract, no unilateral alteration or modification of the Term

Docusign Envelope ID: 4316492D-64C5-4DFE-A159-386D43B9D8BE

Contract terms, including substitution of Product, will be valid or binding against the Customer.

The Department and Contractor may modify the Term Contract to alter, add to, or deduct from the Term Contract specifications, provided that such changes are within the general scope of the Term Contract. The parties may make an equitable adjustment in the Term Contract price or delivery date if the change affects the cost or time of performance.

SECTION 3. CONTRACT CONSTRUCTION AND ADMINISTRATION

3.1 Construction. Unless the context requires otherwise, (i) the words "include," "includes," and "including" are deemed to be followed by the words "without limitation;" (ii) the word "or" is not exclusive; and (iii) the words "herein," "hereof," "hereby," "hereto," and "hereunder" refer to the Term Contract as a whole, inclusive of all Attachments. Unless the context requires otherwise, references herein to (i) sections or Attachments mean the sections of, or Attachments to, the Term Contract; (ii) an agreement, instrument, or other document means such agreement, instrument, or other document as amended, supplemented, and modified from time to time to the extent permitted by the provisions thereof; and (iii) a statute, rule, or other law or regulation means such statute, rule, or other law or regulation as amended from time to time and includes any successor legislation thereto and any regulations promulgated thereunder.

Unless the context requires otherwise, whenever the masculine is used in the Term Contract, the same will include the feminine and whenever the feminine is used herein, the same will include the masculine. Unless the context requires otherwise, whenever the singular is used in the Term Contract, the same will include the plural, and whenever the plural is used herein, the same will include the singular, where appropriate. All references to "$" or "dollars" means the United States Dollar, the official and lawful currency of the United States of America.

The Term Contract will be construed without regard to any presumption or rule requiring construction or interpretation against the party drafting an instrument or causing any instrument to be drafted. The Attachments referred to herein will be construed with, and as an integral part of, the Term Contract to the same extent as if they were set forth verbatim herein.

3.2 Administration. Execution in Counterparts. The Term Contract may be executed in counterparts, each of which will be an original and all of which will constitute but one and the same instrument.

3.2.1 **Notices.** Where the term “written notice” is used to specify a notice requirement herein, said notice will be deemed to have been given (i) when personally delivered; (ii) email (with confirmation of receipt) the day immediately following the day (except if not a Business Day then the next Business Day) on which the notice or communication has been provided prepaid by the sender to a recognized overnight delivery service; or (iii) on the date actually received except where there is a date of the certification of receipt.

Unless otherwise specified, the Contractor shall deliver all notices to the Department’s Contract Manager and the Department shall deliver all notices to the Contractor’s Contract Manager.

Docusign Envelope ID: 4316492D-64C5-4DFE-A159-386D43B9D8BE

3.2.2 **Severability.** If a court deems any non-material provision of the Term Contract void or unenforceable, all other provisions will remain in full force and effect. Upon a determination that any material provision is void or unenforceable, the parties shall negotiate in good faith to modify this Term Contract to give effect to the original intent of the parties as closely as possible in order that the transactions contemplated hereby are consummated as originally contemplated to the greatest extent possible.

3.2.3 **Waiver.** The delay or failure by the Department to exercise or enforce any of its rights under the Term Contract will not constitute or be deemed a waiver of the Department's right thereafter to enforce those rights, nor will any single or partial exercise of any such right preclude any other or further exercise thereof or the exercise of any other right.

3.2.4 **Survivability.** The Term Contract and any and all promises, covenants, and representations made herein are binding upon the parties hereto and any and all respective heirs, assigns, and successors in interest. The respective obligations of the parties, which by their nature would continue beyond the termination or expiration of the Term Contract, including without limitation, the obligations regarding confidentiality, proprietary interests, reporting, and public records, will survive termination or expiration of the Term Contract.

3.2.5 **Third Party Beneficiaries.** The parties acknowledge and agree that the Term Contract is for the benefit of the parties hereto. The Term Contract is not intended to confer any legal rights or benefits on any other party, except such rights and benefits associated with a purchase made by a Customer off this Term Contract.

SECTION 4. CONTRACT TERM, SUSPENSION, AND TERMINATION.

4.1 **Term.** The initial term will begin on the date set forth in the Term Contract documents or on the date the Term Contract is signed by all parties, whichever is later.

Upon written agreement, the Department and the Contractor may renew the Term Contract in whole or in part only as set forth in the Term Contract documents, and in accordance with section 287.057(13), F.S. No costs may be charged for the renewals.

4.2 Suspension of Work and Termination.

4.2.1 **Suspension of Work.** The Department may, in its sole discretion, suspend any or all activities under the Term Contract, at any time, when it is in the best interest of the State of Florida to do so. The Department will provide the Contractor written notice outlining the particulars of the suspension. After receiving a suspension notice, the Contractor must comply with the notice and will cease the performance of the Term Contract. Suspension of work will not entitle the Contractor to any compensation for services not performed or commodities not delivered during the suspension period nor for any additional compensation.

4.2.2 **Termination for Convenience.** The Term Contract may be terminated by the Department, by written notice to the Contractor thirty (30) calendar days in advance, in whole or in part at any time, when the Department determines in its sole discretion that it is in the Department's interest to do so. The Contractor shall not furnish any Product after it receives the notice of termination, except as necessary to complete

Docusign Envelope ID: 4316492D-64C5-4DFE-A159-386D43B9D8BE

the continued portion of the Term Contract, or a continued purchase off the Term Contract, if any. The Contractor will not be entitled to recover any cancellation charges or lost profits. If the Term Contract is terminated before performance is completed, the Contractor will be paid only for that work satisfactorily performed for which costs can be substantiated. Such payment, however, may not exceed an amount which is the same percentage of any Customer contract price as the amount of work satisfactorily performed. All work in progress will become the property of the Customer and will be turned over promptly by the Contractor.

4.2.3 **Termination for Cause.** The Department may terminate the Term Contract if the Contractor fails to (i) on multiple occasions, timely deliver Products purchased by Customers, (ii) on multiple occasions, maintain adequate progress on Customer purchases, thus endangering performance, (iii) honor any term of the Term Contract, or (iv) abide by any statutory, regulatory, or licensing requirement. The Department may, at its sole discretion, (i) immediately terminate the Term Contract, (ii) notify the Contractor of the deficiency and require that the deficiency be corrected within a specified time, otherwise the Term Contract will terminate at the end of such time, or (iii) take other action deemed appropriate by the Department. The Contractor shall continue work on any work not terminated.

Except for defaults of subcontractors at any tier, the Contractor will not be liable for any excess costs if the failure to perform arises from events completely beyond the control, and without the fault or negligence, of the Contractor. If the failure to perform is caused by the default of a subcontractor at any tier, and if the cause of the default is completely beyond the control of both the Contractor and the subcontractor, and without the fault or negligence of either, the Contractor will not be liable for any excess costs for failure to perform, unless the subcontracted Products were obtainable from other sources in sufficient time for the Contractor to meet the required delivery schedule. If, after termination, it is determined that the Contractor was not in default, or that the default was excusable, the rights and obligations of the parties will be the same as if the termination had been issued for the convenience of the Department. The rights and remedies of the Department in this clause are in addition to any other rights and remedies provided by law or under the Term Contract. The Customer will notify the Department of any vendor that has met the grounds for placement of the vendor on the Department of Management Services' Suspended Vendor List, as required in section 287.1351, F.S.

4.2.4 **Termination for Non-Compliance with E-Verify.** Pursuant to section 448.095(5)(c)1., F.S., the Department shall terminate the Term Contract if it has a good faith belief that the Contractor has knowingly violated section 448.09(1), F.S. Pursuant to section 448.095(5)(c)2., F.S., if the Department has a good faith belief that a subcontractor knowingly violated section 448.09(1), F.S., the Department shall promptly notify the Contractor and order the Contractor to immediately terminate the contract with the subcontractor.

4.2.5 **Termination Related to Statutory Certifications.** At the Department's option, the Term Contract may be terminated if the Contractor is placed on any of the lists referenced in the attached PUR 7801, Vendor Certification Form, or would otherwise be prohibited from entering into or renewing the Term Contract based on the statutory provisions referenced therein.

Docusign Envelope ID: 4316492D-64C5-4DFE-A159-386D43B9D8BE

4.2.6 **Termination for Refusing Access to Public Records.** In accordance with section 287.058, F.S., the Department may unilaterally terminate the Term Contract for refusal by the Contractor to allow public access to all documents, papers, letters, or other material made or received by the Contractor in conjunction with the Term Contract, unless the records are exempt from s. 24(a) of Art. I of the State Constitution and section 119.071(1), F.S.

SECTION 5. PURCHASES OFF THE TERM CONTRACT.

5.1 Purchases. By executing the Term Contract, the Contractor agrees to allow Customers to make purchases off the Term Contract. Purchases from Customers other than the Department are independent of the agreement between the Department and the Contractor, and the Department shall not be a party to such transaction. Customers' purchases off the Term Contract are limited to Products offered under the Term Contract, and no additional Products may be provided under a purchase off the Term Contract.

5.2 Purchase Submission. For any purchases off the Term Contract, either the contract (as defined in Rule 60A-1.001, F.A.C.) must be executed between the Customer and Contractor, or the purchase order (as defined in Rule 60A-1.001, F.A.C.) must be issued by the Customer to the Contractor, no later than the last day of the Term Contract's term to be considered timely. Contracts executed, or purchase orders issued, after the last day of the Term Contract's term shall be considered void.

5.3 Terms. The terms of the Form PUR 1000, General Contract Conditions, incorporated in Rule 60A-1.002, F.A.C., and linked here http://www.flrules.org/Gateway/reference.asp?No=Ref-16731, are hereby incorporated by reference herein and will apply to all purchases made by a Customer off the Term Contract. The Customer may attach additional terms and conditions specific to its particular purchase made off the Term Contract, which are considered Special Conditions. The term "Special Conditions" does not include any Contractor-provided documents, including attachments or standard preprinted forms, service agreements, end user agreements, product literature, or "shrink wrap" terms accompanying or affixed to a Product, whether written or electronic, or terms incorporated onto the Contractor's order or fiscal forms or other documents forwarded by the Contractor for payment. Any Customer Special Conditions shall not become a part of the Term Contract.

5.3.1 **Term.** The term of the Customer purchase off the Term Contract will be as specified in the purchase, except that if renewals of the purchase are permitted, the Customer and Contractor shall not renew the purchase if the Term Contract expires prior to the effective date of the renewal. Any existing term of a purchase off the Term Contract shall not extend more than forty-eight (48) months beyond the end of the Term Contract. However, if an extended pricing plan offered in the Term Contract is agreed upon by the Customer and Contractor and extends more than forty-eight (48) months beyond the end of the Term Contract, the agreed upon extended pricing plan terms shall govern the maximum duration of the purchase. The Contractor is required to fulfill timely purchases that extend performance beyond the Term Contract term even when such extended delivery will occur after expiration of the Term Contract. For such purchases, all terms and conditions of the Term Contract shall survive the termination or expiration of the Term Contract and apply to the Contractor's continued performance.

5.3.2 **Additional Requirements.** All Customer purchases off the Term Contract shall

Docusign Envelope ID: 4316492D-64C5-4DFE-A159-386D43B9D8BE

contain the Term Contract name and number and shall be placed by the Customer. Delivery or furnishing Products shall not occur until the Customer executes their contract or transmits the purchase order**,** as defined in Rule 60A-1.001, F.A.C**.**

SECTION 6. PAYMENT AND FEES.

6.1 Pricing. The Contractor shall not exceed the pricing set forth in the Term Contract documents.

6.2 Best Pricing Offer. During the term of the Term Contract, if the Department or Customer becomes aware of better pricing offered by the Contractor for substantially the same or a smaller quantity of a Product outside the Term Contract, but upon the same or similar terms of the Term Contract, then the Department or Customer may request that the Contractor immediately reduce to the lower price.

6.3 Price Decreases. The following price decrease terms will apply to the Term Contract:

6.3.1 **Quantity Discounts.** The Contractor may offer additional discounts for one-time delivery of large single orders. The Customer should seek to negotiate additional price concessions on quantity purchases of any Products offered under the Term Contract.

6.3.2 **Sales Promotions.** In addition to decreasing prices for the balance of the Term Contract term due to a change in market conditions, the Contractor may conduct sales promotions involving price reductions for a specified lesser period. If conducting a sales promotion, the Contractor must submit documentation to the Department's Contract Manager identifying the proposed: (1) starting and ending dates of the promotion, (2) Products involved, and (3) promotional prices compared to then-authorized prices. The Contractor shall provide notice to Customers of the promotion and shall make the promotional prices available to all Customers.

6.3.3 **Equitable Adjustment.** The Department may, in its sole discretion, make an equitable adjustment in the Term Contract terms or pricing if pricing or availability of supply is affected by extreme and unforeseen volatility in the marketplace, that is, by circumstances that satisfy all the following criteria: (1) the volatility is due to causes wholly beyond the Contractor's control, (2) the volatility affects the marketplace or industry, not just the particular Term Contract source of supply, (3) the effect on pricing or availability of supply is substantial, and (4) the volatility so affects the Contractor that continued performance of the Term Contract would result in a substantial loss.

6.4 Purchase Prerequisites. The Contractor may be required to accept the State of Florida Purchasing Card and MyFloridaMarketPlace (MFMP) purchase orders. The Contractor must ensure that entities receiving payment directly from Customers under this Term Contract must have met the following requirements:

- Have an active registration with the Florida Department of State, Division of Corporations (www.sunbiz.org), or, if exempt from the registration requirements, provide the Department with the basis for such exemption.
- Be registered in the MFMP Vendor Information Portal (https://vendor.myfloridamarketplace.com).
- Have a current W-9 filed with the Florida Department of Financial Services (https://flvendor.myfloridacfo.com)

6.5 Transaction Fees. The State of Florida, through the Department of Management Services,

Docusign Envelope ID: 4316492D-64C5-4DFE-A159-386D43B9D8BE

has instituted MyFloridaMarketPlace, a statewide eProcurement system pursuant to section 287.057(24), Florida Statutes (F.S.). All payments issued by Agencies to registered vendors for purchases of Commodities or Contractual Services under Chapter 287, F.S., shall be assessed the Transaction Fee of one percent (1.0%) of the total amount of the payments received from the State or Eligible Users, as prescribed by Rule 60A-1.031, Florida Administrative Code (F.A.C.), or as may otherwise be established by law. Vendors shall pay the Transaction Fee and are subject to automatic deduction of the Transaction Fee, when automatic deduction becomes available. Vendors shall submit any monthly reports required pursuant to Rule 60A-1.031, F.A.C. All such reports and payments are subject to audit. The Agency will have grounds for declaring the vendor in default if the vendor fails to comply with the payment of the Transaction Fee or reporting of payments, which may subject the vendor to being suspended from business with the State of Florida.

6.6 **Exclusivity.** The Term Contract is not an exclusive license to provide the Products described in the Term Contract. The Department may, without limitation and without recourse by the Contractor, contract with other vendors to provide the same or similar Products.

SECTION 7. PERFORMANCE

7.1 **Warranty of Ability to Perform.** Upon the effective date of the Term Contract, and each year on the anniversary date of the Term Contract, the Contractor shall submit to the Department a completed PUR 7801, Vendor Certification Form. The Contractor warrants that, to the best of its knowledge, there is no pending or threatened action, proceeding, or investigation, or any other legal or financial condition, that would in any way prohibit, restrain, or diminish the Contractor's ability to satisfy its Term Contract obligations.

Additionally, the Contractor shall promptly notify the Department in writing if its ability to perform is compromised in any manner during the term of the Term Contract (including potential inability to renew the Term Contract due to section 287.138 or 908.111, F.S.) or if it or its suppliers, subcontractors, or consultants under the Term Contract are placed on the Suspended Vendor, Convicted Vendor, Discriminatory Vendor, Forced Labor Vendor, or Antitrust Violator Vendor Lists. The Contractor shall use commercially reasonable efforts to avoid or minimize any delays in performance and shall inform the Department of the steps the Contractor is taking or will take to do so, and the projected actual completion (or delivery) time. If the Contractor believes a delay in performance by the Department has caused or will cause the Contractor to be unable to perform its obligations on time, the Contractor shall promptly so notify the Department and use commercially reasonable efforts to perform its obligations on time notwithstanding the Department's delay.

7.2 **Further Assurances.** The parties shall, with reasonable diligence, do all things and provide all reasonable assurances as may be necessary to complete the requirements of the Term Contact, and each party shall provide such further documents or instruments requested by the other party as may be reasonably necessary or desirable to give effect to the Term Contract and to carry out its provisions. The Department is entitled at all times, upon request, to be advised as to the status of work being done by the Contractor and the details thereof.

7.3 **Assignment.** The Contractor shall not sell, assign or transfer any of its rights, duties or obligations under the Term Contract without the prior written consent of the Department. In the event of any assignment, the Contractor remains secondarily liable for performance of

Docusign Envelope ID: 4316492D-64C5-4DFE-A159-386D43B9D8BE

the Term Contract, unless the Department expressly waives such secondary liability. The Department may assign the Term Contract with prior written notice to Contractor of its intent to do so.

7.4 Employees, Subcontractors, and Agents.

7.4.1 **Subcontractors.** The Contractor will not subcontract any work under the Term Contract without prior written consent of the Department. The Contractor shall obtain prior written consent using the process identified on the Department's website: Subcontractor/Dealer/Reseller Forms / Vendor Resources / State Purchasing / Business Operations - Florida Department of Management Services (myflorida.com). The use of the term "subcontractor" may refer to affiliates, resellers, dealers, distributors, partners, teammates, and all other third parties utilized by the Contractor at any tier under the Term Contract. The Contractor is responsible for ensuring that its subcontractors providing commodities and performing services in furtherance of the Term Contract do so in compliance with the terms and conditions of the Term Contract. By execution of the Term Contract, the Contractor acknowledges that it will not be released of its contractual obligations to Customers because of any failure of a subcontractor. The Contractor is fully responsible for satisfactory completion of all work performed under the Term Contract. The Contractor's use of a subcontractor not approved by the Department will be considered a material breach of the Term Contract.

7.4.2 **Independent Contractor.** The Contractor and its employees, agents, representatives, and subcontractors are not employees or agents of the Department or the State and are not entitled to the benefits of Department or State employees. Neither the Customer nor the State will be bound by any acts or conduct of the Contractor or its employees, subcontractors, or agents. The Contractor shall include this provision in all of its subcontracts under the Term Contract.

7.5 Force Majeure, Notice of Delay, and No Damages for Delay. The Contractor will not be responsible for delay resulting from its failure to perform if neither the fault nor the negligence of the Contractor or its employees, subcontractors, or agents contributed to the delay and the delay is due directly to acts of God, wars, acts of public enemies, lightning strikes, fires, floods, or other similar cause wholly beyond the Contractor's control, or for any of the foregoing that affect suppliers if no alternate source of supply is available to the Contractor.

In case of any delay the Contractor believes is excusable, the Contractor shall notify the Department in writing of the delay or potential delay and describe the cause of the delay either (i) within ten (10) calendar days after the cause that creates or will create the delay first arose, if the Contractor could reasonably foresee that a delay could occur as a result; or (ii) if a delay is not reasonably foreseeable, within five (5) calendar days after the date the Contractor first had reason to believe that a delay could result. THE FOREGOING WILL CONSTITUTE THE CONTRACTOR'S SOLE REMEDY OR EXCUSE WITH RESPECT TO ANY DELAY except if such delay is caused by the fraud, bad faith, or active interference of the Department. Providing notice in strict accordance with this paragraph is a condition precedent to such remedy, and a rebuttable presumption of prejudice will exist based on Contractor's untimely notice. The Contractor shall not assert any claim for damages related to such delay. The Contractor will not be entitled to an increase in the Term Contract price or payment of any kind from the Department for direct, indirect, consequential, impact, or other costs, expenses, or damages, including costs of acceleration or inefficiency, arising

Docusign Envelope ID: 4316492D-64C5-4DFE-A159-386D43B9D8BE

because of delay, disruption, interference, or hindrance from any cause whatsoever.

If performance is suspended or delayed, in whole or in part, due to any of the causes described in this subsection, the Department may unilaterally (and with no recourse on the part of the Contractor) identify and use an alternate source to complete any work under the Term Contract as the Department deems necessary, in its sole discretion. After the causes have ceased to exist, the Contractor shall perform at no increased cost, unless the Department determines, in its sole discretion, that the delay will significantly impair the value of the Contract to the Department or State, in which case the Department may (i) accept allocated performance or deliveries from the Contractor, provided that the Contractor grants preferential treatment to the Department with respect to Products subjected to allocation; or (ii) terminate the Term Contract in whole or in part.

SECTION 8. CONTRACT MANAGEMENT

8.1 Department's Contract Manager. The Department's Contract Manager for the Term Contract, who is primarily responsible for the Department's oversight of the Term Contract, will be identified in a separate writing to the Contractor upon Term Contract signing in the following format:

Department's Contract Manager Name
Department's Name
Department's Physical Address
Department's Telephone #
Department's Email Address

8.2 Contractor's Contract Manager. The Contractor's Contract Manager, who is primarily responsible for the Contractor's oversight of the Term Contract performance, will be identified in a separate writing to the Department upon Term Contract signing in the following format:

Contractor's Contract Manager Name
Contractor's Name
Contractor's Physical Address
Contractor's Telephone #
Contractor's Email Address

Either party may notify the other by email of a change to a designated contact providing the contact information for the newly designated contact, and such notice is sufficient to effectuate this change without requiring a written amendment to the Term Contract.

SECTION 9. COMPLIANCE WITH LAWS.

9.1 Conduct of Business. The Contractor shall comply with all laws, rules, codes, ordinances, and licensing requirements that are applicable to the conduct of its business and that are applicable to the Term Contract, including those of federal, state, and local agencies having jurisdiction and authority, and shall ensure that any and all subcontractors utilized do the same. The Contractor represents and warrants that no part of the funding under the Term Contract will be used in violation of any state or federal law, including, but not limited to, 8 U.S.C. § 1324 or 8 U.S.C. § 1325, or to aid or abet another in violating state or federal law. The Department may terminate the Term Contract at any time if the Contractor violates, or aids or abets another in violating, any state or federal law.

Docusign Envelope ID: 4316492D-64C5-4DFE-A159-386D43B9D8BE

If the requirements of the Term Contract conflict with any governing law, codes or regulations, the Contractor shall notify the Department in writing and the parties shall amend the Term Contract to comply with the applicable code or regulation. Similarly, if the Contractor believes that any governmental restrictions have been imposed that require alteration of the material, quality, workmanship or performance of the Products offered under the Term Contract, the Contractor shall immediately notify the Department in writing, indicating the specific restriction. The Department reserves the right and the complete discretion to accept any such alteration or to cancel the Term Contract at no further expense to the Department.

Pursuant to section 287.057(26), F.S., the Contractor shall answer all questions of, and ensure a representative will be available to, a Customer's continuing oversight team for purchases off this Term Contract.

9.2 Integrity. In addition to any applicable statutory restrictions, the Contractor shall not, in connection with this or any other agreement with the State, directly or indirectly (i) offer, confer, or agree to confer any pecuniary benefit on anyone as consideration for any State officer or employee's decision, opinion, recommendation, vote, other exercise of discretion, or violation of a known legal duty; or (ii) offer, give, or agree to give to anyone any gratuity for the benefit of, or at the direction or request of, any State officer or employee. For purposes of clause (ii), "gratuity" means any payment in the form of cash, travel, entertainment, gifts, meals, lodging, loans, subscriptions, advances, deposits of money, services, employment, or contracts of any kind.

SECTION 10. DISPUTES AND LIABILITIES.

10.1 Dispute Resolution. Should any disputes arise between the Department and the Contractor with respect to the Term Contract, the Contractor and the Department shall act immediately to resolve any such disputes. Time is of the essence in the resolution of disputes.

Exhaustion of this administrative remedy detailed in the Dispute Resolution Process contemplated in this Term Contract is an absolute condition precedent to the Contractor's ability to seek other remedies related to the Term Contract.

10.2 Dispute Resolution Process.

(a) Department Review. The parties shall resolve disputes through written submission of their dispute to the Department's Contract Manager. The Department shall respond to the dispute in writing within ten (10) Business Days from the date that the Department's Contract Manager receives the dispute. The Department's decision shall be final unless a party provides the other party with written notice of the party's disagreement with the decision within ten (10) Business Days from the date of the Department's decision. If a party disagrees with the Department's decision, the party may proceed to subsection (b) below.

(b) Meeting between the Principals. If either party disagrees with the Department's decision, such disagreeing party shall notify the other party of the disagreement within ten (10) Business Days. The parties shall then schedule a meeting between each party's principal (for the Department, the Department head or designee; for the Contractor, the Chief Executive Officer or designee) on a mutually agreed upon date, no later than ten (10) Business Days after the provision of the notice. The principals shall attempt to mutually resolve the disagreement at such meeting.

(c) Mediation. If the dispute is not resolved through a meeting of the Principals, the parties, upon mutual agreement, may mediate such dispute. If such mediation is not completed

Docusign Envelope ID: 4316492D-64C5-4DFE-A159-386D43B9D8BE

within 100 calendar days from receipt of the Department's decision, then either party may seek other remedies.

If the dispute is not resolved through the full process in subsections (a) - (c) above (or (a) – (b), if mediation is not agreed to), either party may pursue any other remedies.

10.3 **Contractor's Obligation to Perform While Disputes are Pending.** The Contractor shall proceed diligently with performance under the Term Contract pending the final resolution of any dispute or request for relief, claim, appeal, or action arising under the Term Contract and shall comply with directions to perform from the Department. Should the Contractor not perform while a dispute is pending, including by not performing disputed work, such nonperformance by the Contractor may be deemed to be an unexcused breach of the Term Contract which is separate and apart from any other dispute.

10.4 **Governing Law and Venue.** The Term Contract will be governed by, and construed in accordance with, the laws of the State. Jurisdiction and venue for suit arising under the terms of the Term Contract will exclusively be in the appropriate State court located in Leon County, Florida. Except as otherwise provided by law, the parties agree to be responsible for their own attorney's fees and costs incurred in connection with disputes arising under the terms of the Term Contract.

10.5 **Remedies Cumulative.** No remedy herein conferred upon or reserved to either party is intended to be exclusive of any other remedy or remedies, and each and every such remedy will be cumulative, and will be in addition to every other remedy given hereunder or now or hereafter existing at law or in equity.

10.6 **JURY WAIVER. THE PARTIES, ON BEHALF OF THEMSELVES AND ASSIGNS, WAIVE ALL RIGHT TO TRIAL BY JURY FOR ANY ACTION, APPEAL, CLAIM, OR PROCEEDING, WHETHER IN LAW IN OR IN EQUITY, WHICH IN ANY WAY ARISES OUT OF OR RELATES TO THE TERM CONTRACT OR ITS SUBJECT MATTER.**

10.7 **Indemnification.** For any and all third-party claims, actions, demands, liabilities, and expenses of any kind which are caused by, related to, growing out of or happening in connection with the Term Contract (including any determination arising out of or related to the Term Contract that the Contractor or its employees, agents, subcontractors, assignees, or delegates are not independent contractors in relation to the Department or State), the Contractor shall be fully liable for the actions of its employees, subcontractors, and agents and shall fully indemnify, defend, and hold harmless the Department and the State (including each of their current and former officers, agents, and employees) for any and all loss, damage, injury, costs, reasonable expenses, or other casualty to person or property. Without limiting this indemnification requirement, the Department may provide the Contractor (i) written notice of any action or threatened action, (ii) the opportunity to take over and settle or defend any such action at the Contractor's sole expense, and (iii) assistance in defending the action at the Contractor's sole expense. The above indemnity requirement does not apply to that portion of any loss or damages proximately caused by the negligent act or omission of the Department or the State. Nothing herein is intended to act as a waiver of the Department's or State's sovereign immunity or to be deemed consent by the Department or State or its subdivisions to suit by third parties.

SECTION 11. MISCELLANEOUS.

Docusign Envelope ID: 4316492D-64C5-4DFE-A159-386D43B9D8BE

11.1 Department of State Registration. Consistent with Title XXXVI, F.S., if the Contractor asserts status other than that of a sole proprietor, it must provide the Department with i) conclusive evidence of a certificate of status, not subject to qualification, if a Florida business entity; ii) a certificate of authorization if a foreign business entity; or iii) if exempt from the registration requirements, a basis for such exemption.

11.2 Time is of the Essence. Time is of the essence regarding every obligation of the Contractor under the Term Contract. Each obligation is deemed material, and a breach of any such obligation (including a breach resulting from untimely performance) is a material breach.

11.3 Cooperative Purchasing. Pursuant to their own governing laws, and subject to the agreement of the Contractor, governmental entities that are not Customers may make purchases under the terms and conditions contained herein, if agreed to by the Contractor. Such purchases are independent of the Term Contract between the Department and the Contractor, and the Department is not a party to these transactions.

SECTION 12. PUBLIC RECORDS, TRADE SECRETS, DOCUMENT MANAGEMENT, AND INTELLECTUAL PROPERTY.

12.1 General Record Management and Retention. The Contractor shall retain all records that were made in relation to the Term Contract for the longer of five (5) years after expiration of the Term Contract or the period required by the General Records Schedules maintained by the Florida Department of State available at: https://dos.fl.gov/library-archives/records-management/general-records-schedules/.

12.2 Identification and Protection of Confidential Information. Article 1, section 24, of the Florida Constitution, guarantees every person access to public records, and section 119.011, F.S., provides a broad definition of "public record." As such, records submitted to the Department (or any other State agency) are public records and are subject to disclosure unless exempt from disclosure by law. If the Contractor considers any portion of a record it provides to the Department (or any other State agency) to be trade secret or otherwise confidential or exempt from disclosure under Florida or federal law ("Confidential Information"), the Contractor shall mark as "confidential" each page of a document or specific portion of a document containing Confidential Information and simultaneously provide the Department (or other State agency) with a separate, redacted copy of the record. The Contractor shall state the basis of the exemption that the Contractor contends is applicable to each portion of the record redacted, including the specific statutory citation for such exemption. The Contractor shall only redact portions of records that it claims contains Confidential Information. If the Contractor fails to mark a record it claims contains Confidential Information as "confidential," or fails to submit a redacted copy in accordance with this section of a record it claims contains Confidential Information, the Department (or other State agency) shall have no liability for release of such record. The foregoing will apply to every instance in which the Contractor fails to both mark a record "confidential" and redact it in accordance with this section, regardless of whether the Contractor may have properly marked and redacted the same or similar Confidential Information in another instance or record submitted to the Department (or any other State agency).

In the event of a public records request, to which records the Contractor marked as "confidential" are responsive to the request, the Department shall provide the Contractor-redacted copy to the requestor. If the Contractor has marked a record as "confidential" but

Docusign Envelope ID: 4316492D-64C5-4DFE-A159-386D43B9D8BE

failed to provide a Contractor-redacted copy to the Department, the Customer may notify the Contractor of the request and the Contractor may have up to ten (10) Business Days from the date of the notice to provide a Contractor-redacted copy, or else the Department may release the unredacted record to the requestor without liability. If the Department provides a Contractor- redacted copy of the documents and the requestor asserts a right to the Contractor-redacted Confidential Information, the Department shall promptly notify the Contractor such an assertion has been made. The notice will provide that if the Contractor seeks to protect the Contractor-redacted Confidential Information from release it must, within thirty (30) days after the date of the notice and at its own expense, file a cause of action seeking a declaratory judgment that the information in question is exempt from section 119.07(1), F.S., or other applicable law and an order prohibiting the Department from publicly disclosing the information. The Contractor shall provide written notice to the Department of any cause of action filed. If the Contractor fails to file a cause of action within thirty (30) days the Department may release the unredacted copy of the record to the requestor without liability.

If the Department is requested or compelled in any legal proceeding to disclose documents that are marked as "confidential" (whether by oral questions, interrogatories, requests for information or documents, subpoena, or similar process), unless otherwise prohibited by law, the Department shall give the Contractor prompt written notice of the demand or request prior to disclosing any Confidential Information to allow the Contractor to seek a protective order or other appropriate relief at the Contractor's sole discretion and expense. If the Contractor fails to take appropriate and timely action to protect the Confidential Information contained within documents it has marked as "confidential" or fails to provide a redacted copy that may be disclosed, the Department may provide the unredacted records in response to the demand without liability.

The Contractor shall protect, defend, and indemnify the Department for all claims, costs, fines, settlement fees, and attorneys' fees, at both the trial and appellate levels, arising from or relating to the Contractor's determination that its records contain Confidential Information. In the event of a third-party claim brought against the Department for failure to release the Contractor's redacted Confidential Information, the Contractor shall assume, at its sole expense, the defense or settlement of such claim, including attorney's fees and costs at both the trial and appellate levels. If the Contractor fails to continuously undertake the defense or settlement of such claim or if the Contractor and Department mutually agree that the Department is best suited to undertake the defense or settlement, the Department will have the right, but not the obligation, to undertake the defense or settlement of such claim, at its discretion. The Contractor shall be bound by any defense or settlement the Department may make as to such claim, and the Contractor agrees to reimburse the Department for the expense, including reasonable attorney's fees and costs at both the trial and appellate levels associated with any defense or settlement that the Department may undertake to defend Contractor's Confidential Information. The Department will also be entitled to join the Contractor in any third-party claim for the purpose of enforcing any right of indemnity under this section.

If at any point the Department is reasonably advised by its counsel that disclosure of the Confidential Information is required by law, including but not limited to Florida's public records laws, the Department may disclose such Confidential Information without liability hereunder.

Docusign Envelope ID: 4316492D-64C5-4DFE-A159-386D43B9D8BE

12.3 Public Records Requirements Pursuant to Section 119.0701, F.S. Solely for the purpose of this section, the Department's Contract Manager is the agency custodian of public records. If, under the Term Contract, the Contractor is providing services and is acting on behalf of the public agency, as provided in section 119.0701, F.S., the Contractor shall:

i. Keep and maintain public records required by the Department to perform the service.

ii. Upon request from the Department's custodian of public records, provide the Department with a copy of the requested records or allow the records to be inspected or copied within a reasonable time at a cost that does not exceed the cost provided in Chapter 119, F.S., or as otherwise provided by law.

iii. Ensure that public records that are exempt or confidential and exempt from public records disclosure are not disclosed except as authorized by law for the duration of the Term Contract term and following the completion of the Term Contract if the Contractor does not transfer the records to the Department.

iv. Upon completion of the Term Contract, transfer, at no cost, to the Department all public records in possession of the Contractor or keep and maintain public records required by the Department to perform the service. If the Contractor transfers all public records to the Department upon completion of the contract, the Contractor shall destroy any duplicate public records that are exempt or confidential and exempt from public records disclosure requirements. If the Contractor keeps and maintains public records upon completion of the Term Contract, the Contractor shall meet all applicable requirements for retaining public records. All records stored electronically must be provided to the Department, upon request from the Department's custodian of public records, in a format that is compatible with the information technology systems of the Department.

IF THE CONTRACTOR HAS QUESTIONS REGARDING THE APPLICATION OF CHAPTER 119, FLORIDA STATUTES, TO THE CONTRACTOR'S DUTY TO PROVIDE PUBLIC RECORDS RELATING TO THIS TERM CONTRACT, CONTACT THE DEPARTMENT'S CUSTODIAN OF PUBLIC RECORDS AT PUBLICRECORDS@DMS.FL.GOV, (850) 487-1082 OR 4050 ESPLANADE WAY, SUITE 160, TALLAHASSEE, FLORIDA 32399-0950.

12.4 Advertising. Subject to Chapter 119, Florida Statutes, the Contractor shall not publicly disseminate any information concerning the Term Contract without prior written approval from the Department, including mentioning the Term Contract in a press release or other promotional material, identifying the Department or the State as a reference, or otherwise linking the Contractor's name and either a description of the Term Contract or the name of the Department or the State in any material published, either in print or electronically, to any entity that is not a party to the Term Contract, except potential or actual Customers or authorized distributors, dealers, resellers, or service representatives.

12.5 Intellectual Property.

12.5.1 **Ownership.** Unless specifically addressed otherwise in the Customer's contract, the State of Florida shall be the owner of all intellectual property rights to all new property created or developed in connection with the Customer's contract. This shall not apply

Docusign Envelope ID: 4316492D-64C5-4DFE-A159-386D43B9D8BE

to intellectual property developed prior to the execution of the Term Contract.

12.5.2 **Patentable Inventions or Discoveries.** Any inventions or discoveries developed in the course, or as a result, of services in connection with the Customer's contract that are patentable pursuant to 35 U.S.C. § 101 are the sole property of the State of Florida. Contractor must inform the Customer and the Department of any inventions or discoveries developed or made through performance of the Customer's contract, and such inventions or discoveries will be referred to the Florida Department of State for a determination on whether patent protection will be sought. The State of Florida will be the sole owner of all patents resulting from any invention or discovery made through performance of the Customer's contract. This shall not apply to any invention or discovery made prior to the execution of the Term Contract.

12.5.3 **Copyrightable Works.** Contractor must notify the Customer and the Department of any publications, artwork, or other copyrightable works developed in connection with the Customer's contract. All copyrights created or developed through performance of the Customer's contract are owned solely by the State of Florida. This shall not apply to any copyrightable works created or developed prior to the execution of the Term Contract.

SECTION 13. DATA SECURITY.

The Contractor will maintain the security of State of Florida data including, but not limited to, maintaining a secure area around any displayed visible data and ensuring data is stored and secured when not in use. "State of Florida data" means data collected by, transmitted from, created for, or provided by the Department or the Customer. The Contractor will not allow any State of Florida data to be sent by any medium, transmitted, or accessed outside the United States due to Contractor's action or inaction. In the event of a Security Incident involving State of Florida data, the Contractor shall give notice to the Customer and the Department within one business day of becoming aware of the Security Incident. "Security Incident" for purposes of this section will refer to an actual or imminent threat of a violation of information technology resources, security, policies, or practices, unauthorized access of State of Florida data, or occurrences that compromise the confidentiality, integrity, or availability of State of Florida data. An imminent threat refers to a situation in which the Contractor has a factual basis for believing that a specific incident is about to occur. Once a data breach has been contained, the Contractor must provide the Department and the Customer with a post-incident report documenting all containment, eradication, and recovery measures taken. The Department reserves the right in its sole discretion to enlist a third party to audit Contractor's findings and produce an independent report, and the Contractor will fully cooperate with the third party. The Contractor will also comply with all HIPAA requirements and any other current state and federal rules and regulations regarding security of information.

SECTION 14. CONTRACT MONITORING.

14.1 Performance Standards. The Contractor agrees to perform all tasks and provide deliverables as set forth in the Term Contract. The Customer will be entitled at all times, upon request, to be advised as to the status of work being done by the Contractor and of the details thereof.

14.2 Contract Reporting. The Contractor shall provide the Department the following accurate and complete reports associated with this Term Contract.

Docusign Envelope ID: 4316492D-64C5-4DFE-A159-386D43B9D8BE

14.2.1 **Term Contract Quarterly Sales Reports.** The Contractor shall submit Quarterly Sales Reports in the manner and format required by the Department within 30 calendar days after the close of each State fiscal quarter (the State's fiscal quarters close on September 30, December 31, March 31, and June 30).

The Quarterly Sales Report template can be found here: Quarterly Sales Report Format / Vendor Resources / State Purchasing / Business Operations / Florida Department of Management Services - DMS (myflorida.com). Initiation and submission of the most recent version of the Quarterly Sales Report posted on the DMS website is the responsibility of the Contractor without prompting or notification from the Department. Sales will be reviewed on a quarterly basis. If no sales are recorded in two consecutive quarters, the Contractor may be placed on probationary status, or the Department may terminate the Term Contract. Failure to provide the Quarterly Sales Report, or other reports requested by the Department, will result in the imposition of financial consequences and may result in the Contractor being found in default and the termination of the Term Contract.

14.2.2 **Certified and Minority Business Enterprises Reports.** Upon Customer request, the Contractor shall report to each Customer spend with certified and other minority business enterprises in the provision of commodities or services related to the Customer orders. These reports shall include the period covered; the name, minority code, and Vendor Identification Information of each minority business enterprise utilized during the period; commodities and services provided by the minority business enterprise; and the amount paid to each minority business enterprise on behalf of the Customer.

14.2.3 **Ad Hoc Sales Reports.** The Department may require additional Term Contract sales information such as copies of purchase orders or ad hoc sales reports. The Contractor shall submit these documents and reports in the format acceptable to the Department and within the timeframe specified by the Department.

14.2.4 **MFMP Transaction Fee Reports.** The Contractor shall submit complete monthly MFMP Transaction Fee Reports to the Department. Reports are due 15 calendar days after the end of each month. Information on how to submit MFMP Transaction Fee Reports online can be located at https://www.dms.myflorida.com/business_operations/state_/myfloridamarketplace/mfmp_vendors/transaction_fee_and_reporting. Assistance with transaction fee reporting is also available by email at feeprocessing@myfloridamarketplace.com or telephone at 866-FLA-EPRO (866-352-3776) from 8:00 a.m. to 6:00 p.m. Eastern Time.

14.3 Business Review Meetings. Both the Department and Customer reserve the right to schedule business review meetings. The Department or Customer may specify the format or agenda for the meeting. At a minimum, the Business Review Meeting may include the following topics:

- Term Contract or Customer contract compliance
- Term Contract savings (in dollar amount and cost avoidance)
- Spend reports by Customer
- Recommendations for improved compliance and performance

Docusign Envelope ID: 4316492D-64C5-4DFE-A159-386D43B9D8BE

14.4 Performance Deficiencies.

14.4.1 **Proposal of a Corrective Action Plan.** In addition to the processes set forth in the Term Contract (e.g., service level agreements), if the Customer or the Department determines that there is a performance deficiency that requires correction by the Contractor, then the Customer or the Department will notify the Contractor. The correction must be made within a timeframe specified by the Customer or the Department. The Contractor must provide the Customer or the Department with a corrective action plan describing how the Contractor will address all performance deficiencies identified by the Customer or the Department.

14.4.2 **Retainage for Unacceptable Corrective Action Plan or Plan Failure.** For Customer-requested Corrective Action Plans, if the corrective action plan is unacceptable to the Customer, or implementation of the plan fails to remedy the performance deficiencies, the Customer will retain ten percent (10%) of the total invoice amount. The retainage will be withheld until the Contractor resolves the performance deficiencies. If the performance deficiencies are resolved, the Contractor may invoice the Customer for the retained amount. If the Contractor fails to resolve the performance deficiencies, the retained amount will be forfeited to compensate the Customer for the performance deficiencies.

14.5 Inspection.

14.5.1 **Inspection at Contractor's Site.** The Department reserves the right to inspect, or enlist a third-party to perform, at any reasonable time with prior notice, the equipment, product, plant or other facilities of the Contractor to assess conformity with Term Contract requirements and to determine whether they are adequate and suitable for proper and effective Term Contract performance.

14.5.2 **Statutory Inspection Rights.** If services are to be provided pursuant to the Term Contract, in accordance with section 216.1366, F.S., the Department is authorized to inspect the: (i) financial records, papers, and documents of the Contractor that are directly related to the performance of the Term Contract or the expenditure of State funds; and (ii) programmatic records, papers, and documents of the Contractor which the Department determines are necessary to monitor the performance of the Term Contract or to ensure that the terms of the Term Contract are being met. The Contractor shall provide such records, papers, and documents requested by the Department within ten (10) Business Days after the request is made.

Further, for any Term Contract for services with a nonprofit organization as defined in section 215.97(2)(m), F.S., the Contractor must provide documentation that indicates the amount of state funds:

1. Allocated to be used during the full term of the Term Contract for remuneration to any member of the board of directors or an officer of the contractor; and
2. Allocated under each payment by the public agency to be used for remuneration of any member of the board of directors or an officer of the contractor.

The documentation must indicate the amounts and recipients of the remuneration.

Docusign Envelope ID: 4316492D-64C5-4DFE-A159-386D43B9D8BE

14.5.3 **Inspection Compliance.** The Contractor understands its, and its subcontractors (if any), duty, pursuant to section 20.055(5), F.S., to cooperate with the Inspector General in any investigation, audit, inspection, review, or hearing. Upon request of the Department's Inspector General, or other authorized State official, the Contractor shall provide any type of information the State official deems relevant to the Contractor's integrity or responsibility. Such information may include the Contractor's business or financial records, documents, or files of any type or form that refer to or relate to the Term Contract. The Contractor agrees to reimburse the State for the reasonable costs of investigation incurred by the Inspector General or other authorized State official for investigations of the Contractor's compliance with the terms of the Term Contract or any other agreement between the Contractor and the State which results in the suspension or debarment of the Contractor. Such costs will include salaries of investigators, including overtime; travel and lodging expenses; and expert witness and documentary fees. The Contractor shall not be responsible for any costs of investigations that do not result in the Contractor's suspension or debarment.

SECTION 15. PERFORMANCE OR COMPLIANCE AUDITS.

The Department may conduct or have conducted performance and/or compliance audits of the Contractor and subcontractors as determined by the Department. The Department may conduct an audit and review all the Contractor's and subcontractors' data and records that directly relate to the Term Contract. To the extent necessary to verify the Contractor's fees and claims for payment under the Term Contract, the Contractor's agreements or contracts with subcontractors, partners, or agents of the Contractor, pertaining to the Term Contract, may be inspected by the Department upon fifteen (15) calendar days' notice, during normal working hours and in accordance with the Contractor's facility access procedures where facility access is required. Release statements from its subcontractors, partners, or agents are not required for the Department or its designee to conduct compliance and performance audits on any of the Contractor's contracts relating to this Term Contract.

SECTION 16. CONFIDENTIALITY.

The Contractor shall not divulge to third parties any confidential information obtained by the Contractor or its employees, subcontractors, or agents in the course of performing Term Contract work, including security procedures, business operations information, or commercial proprietary information in the possession of the Customer or State. The Contractor will not be required to keep confidential information or material that is publicly available through no fault of the Contractor, material that the Contractor developed independently without relying on the Customer's or State's confidential information, or material that is otherwise obtainable under State law as a public record. To ensure confidentiality, the Contractor shall take appropriate steps as to its employees, subcontractors, and agents.

SECTION 17. SUPPLIER DEVELOPMENT.

17.1 Office of Supplier Development. The State of Florida supports its business community by creating opportunities for business enterprises to participate in procurements and contracts. The Department encourages supplier development through certain certifications and provides advocacy, outreach, and networking through regional business events. For additional information, please contact the Office of Supplier Development (OSD) at OSDHelp@dms.fl.gov.

Docusign Envelope ID: 4316492D-64C5-4DFE-A159-386D43B9D8BE

17.2 **Reporting Certified Business Enterprises.** Upon request, the Contractor will report to the Department its spend with business enterprises certified by the OSD. These reports must include the time period covered, the name and vendor identification information of each business enterprise utilized during the period, commodities and contractual services provided by the business enterprise, and the amount paid to the business enterprise on behalf of each agency purchasing under the Term Contract.

Docusign Envelope ID: 4316492D-64C5-4DFE-A159-386D43B9D8BE

Florida Post-Hoc Lease-Cancellation (FLPL) Schedule for Canon U.S.A., Inc.

Standard Financing Term (Months)	Rate
1-11	0.1000

Property Tax is included in the rate

RESOLUTION 2021-86

A RESOLUTION OF THE CITY COMMISSION OF THE CITY OF FERNANDINA BEACH, FLORIDA, APPROVING A CANON USA, INC. SIXTY MONTH AGREEMENT TO LEASE MULTIFUNCTION PRINTER/SCANNER/COPIER DEVICES TO SERVICE ALL DEPARTMENTS; AUTHORIZING EXECUTION; AND PROVIDING FOR AN EFFECTIVE DATE.

WHEREAS, in accordance with the City's Purchasing Policies and Procedures, City Commission approval is required for purchases which exceed $20,000; and

WHEREAS, the City presently leases Canon multifunction devices as adopted by Resolution 2017-108 which expires July 31, 2021; and

WHEREAS, staff requests approval to enter into a sixty month agreement with Canon USA, Inc. for the lease of thirty-two multifunction printer/copier/scanner devices which will service all departments, effective August 1, 2021 and attached hereto as Exhibit "A"; and

WHEREAS, the City wishes to "piggy back" on the State of Florida cooperative purchasing agreement, NASPO C# 44000000-NASPO-19-ACS, in order to take advantage of competitively negotiated pricing; and

WHEREAS, funds are available in various Departments' Contractual accounts, 53400.

NOW, THEREFORE, BE IT RESOLVED BY THE CITY COMMISSION OF THE CITY OF FERNANDINA BEACH, FLORIDA, THAT:

SECTION 1. The City Commission hereby approves a sixty-month agreement with Canon USA, Inc. to lease thirty-two multifunction printer/copier/scanner devices as described in attached Exhibit "A".

SECTION 2. The City Manager and City Clerk are hereby authorized to execute all documentation, upon review and approval of the City Attorney.

SECTION 3. This Resolution shall become effective immediately upon passage.

ADOPTED this 15th day of June, 2021.

CITY OF FERNANDINA BEACH

MICHAEL A. LEDNOVICH
Commissioner – Mayor

ATTEST:

CAROLINE BEST
City Clerk

APPROVED AS TO FORM & LEGALITY:

TAMMI E. BACH
City Attorney

Canon Configuration and Pricing for the

City Of Fernandina Beach

16	3514C052	IMAGECLASS X MF1238
16	2368V991	PRINTER CONNECTIVITY
16	3792V243	INSTALL PAK LBP/IMAGECLASS - INTANGIBLE

Aquatics, fire station 1&2, IT, Maintenance, Maintenance streets, Marina dock house, Parks MLK, Parks Peck, Police booking ,It, Patrol Utilities wastewater,water1 water2, parks org.

2	3831C002	IMAGEPRESS LITE C165
2	3235C001	STAPLE FIN-AC1
2	3237C001	JOGGER KIT-A1
2	0126C001	2/3 HOLE PUNCHER UNIT-A1
2	0166C007	SUPER G3 FAX BOARD-AS2

Parks Admin. Building admin

1	3881C003	IMAGERUNNER ADVANCE DX C357IF
1	1972V064	ESP NEXT GEN PCS POWER FILTER (120V/15A) XG-PCS-15D
1	2368V120	MID VOLUME CONNECTIVITY 30+PPM UP TO 79PPM
1	3826V922	INSTALL PAK IRA DX C357IF / C257IF

Maintenance

1	3881C003	IMAGERUNNER ADVANCE DX C357IF
1	1410C001	STAPLE FINISHER-Z1
1	9580B003	CASSETTE FEEDING UNIT-AK1
1	1972V064	ESP NEXT GEN PCS POWER FILTER (120V/15A) XG-PCS-15D
1	2368V120	MID VOLUME CONNECTIVITY 30+PPM UP TO 79PPM
1	3826V922	INSTALL PAK IRA DX C357IF / C257IF

Marina office

1	4017C003	IMAGERUNNER ADVANCE DX 6780I
1	0126C001	2/3 HOLE PUNCHER UNIT-A1
1	3235C001	STAPLE FIN-AC1
1	0166C007	SUPER G3 FAX BOARD-AS2
1	2368V118	HIGH VOLUME CONNECTIVITY OVER 80PPM
1	3796V027	INSTALL PAK DX 6780I/6765I/6755I

Utility Billing

1	4300C002	IMAGERUNNER ADVANCE DX C5760I
1	0609C002	CASSETTE FEEDING UNIT-AM1
1	0126C001	2/3 HOLE PUNCHER UNIT-A1
1	0613C002	STAPLE FINISHER-Y1
1	0619C002	BUFFER PASS UNIT-L1
1	0166C007	SUPER G3 FAX BOARD-AS2
1	1972V064	ESP NEXT GEN PCS POWER FILTER (120V/15A) XG-PCS-15D
1	3806V913	INSTALL PAK DX C5750I / C5760I

Police Admin.

4	4300C002	IMAGERUNNER ADVANCE DX C5760I
4	0609C002	CASSETTE FEEDING UNIT-AM1
4	0618C002	INNER 2/3 HOLE PUNCHER-B1
4	0615C002	INNER FINISHER-H1
4	0166C007	SUPER G3 FAX BOARD-AS2
4	1972V064	ESP NEXT GEN PCS POWER FILTER (120V/15A) XG-PCS-15D
4	3806V913	INSTALL PAK DX C5750I / C5760I
4	2368V120	MID VOLUME CONNECTIVITY 30+PPM UP TO 79PPM

Utility Admin.,HR, Finance, City Clerk Office

6	4303C002	IMAGERUNNER ADVANCE DX C5735I
6	0609C002	CASSETTE FEEDING UNIT-AM1
6	0618C002	INNER 2/3 HOLE PUNCHER-B1
6	0615C002	INNER FINISHER-H1
6	0166C007	SUPER G3 FAX BOARD-AS2
6	1972V064	ESP NEXT GEN PCS POWER FILTER (120V/15A) XG-PCS-15D
6	3795V264	INSTALL PAK DX C5735I & C5740I

Storm water, Police Investigation, Legal, Fire Admin., Golf, Airport

State of Florida NASPO contract Pricing:

C#44000000-NASPO-19-ACS

New 60 Month FMV lease Price:

$ 2,587.76

Current Lease Price:

$ 2,516.94

Service/Maintenance Pricing per device

State of Florida NASPO C# 44000000-NASPO-19-ACS

MX1238 B/W per copy: $ .0250

DX6780 B/W per copy: $ 0054

DX C5735i

B/W per copy: $ .0078

Color per copy: $ .054

DX C5760i

B/W per copy: $ .0074

Color per copy: $ .050

C357iF

B/W per copy: $ .0130

Color per copy: $ .078

C165

B/W per copy: $ .0090

Color per copy: $ .045

NASPO State: Florida

					Straight Lease Monthly Payments				
Item Code	Description	MSRP	Purchase Price	% off MSRP	18 Months	24 Months	36 Months	48 Months	60 Months
3313C002BA	**imageRUNNER ADVANCE C256iF III**	**$ 3,900.00**	**$ 1,404.00**	**64.00%**	**$ 84.72**	**$ 65.15**	**$ 45.59**	**$ 35.87**	**$ 30.06**
3312C003AA	**imageRUNNER ADVANCE C356iF III**	**$ 4,700.00**	**$ 1,645.00**	**65.00%**	**$ 99.26**	**$ 76.33**	**$ 53.41**	**$ 42.03**	**$ 35.22**
1409C002AA	Cassette Module-AE1	$ 420.00	$ 231.00	45.00%	$ 13.94	$ 10.72	$ 7.50	$ 5.90	$ 4.95
9579B003AA	Cassette Feeding Unit-AJ1	$ 526.00	$ 289.30	45.00%	$ 17.46	$ 13.42	$ 9.39	$ 7.39	$ 6.19
9580B003AA	Cassette Feeding Unit-AK1	$ 1,052.00	$ 578.60	45.00%	$ 34.91	$ 26.85	$ 18.79	$ 14.76	$ 12.39
9581B001AA	FL Cassette-AV1	$ 121.00	$ 66.55	45.00%	$ 4.02	$ 3.09	$ 2.16	$ 1.70	$ 1.42
1410C001AA	Staple Finisher-Z1	$ 1,260.00	$ 693.00	45.00%	$ 41.82	$ 32.16	$ 22.50	$ 17.71	$ 14.84
4784B001AA	Copy Card Reader-F1	$ 315.00	$ 173.25	45.00%	$ 10.45	$ 8.04	$ 5.63	$ 4.43	$ 3.71
3684B005AA	Copy Card Reader Attachment-B5	$ 84.00	$ 46.20	45.00%	$ 2.79	$ 2.14	$ 1.50	$ 1.18	$ 0.99
4781B001AA	Canon Card Set-A1 (1-30)	$ 158.00	$ 86.90	45.00%	$ 5.24	$ 4.03	$ 2.82	$ 2.22	$ 1.86
4781B002AA	Canon Card Set-A2 (31-100)	$ 347.00	$ 190.85	45.00%	$ 11.52	$ 8.86	$ 6.20	$ 4.88	$ 4.09
4781B003AA	Canon Card Set-A3 (101-200)	$ 462.00	$ 254.10	45.00%	$ 15.33	$ 11.79	$ 8.25	$ 6.49	$ 5.44
4781B004AA	Canon Card Set-A4 (201-300)	$ 462.00	$ 254.10	45.00%	$ 15.33	$ 11.79	$ 8.25	$ 6.49	$ 5.44
4781B005AA	Canon Card Set-A5 (301-500)	$ 935.00	$ 514.25	45.00%	$ 31.03	$ 23.86	$ 16.70	$ 13.14	$ 11.01
4781B006AA	Canon Card Set-A6 (501-1000)	$ 2,352.00	$ 1,293.60	45.00%	$ 78.06	$ 60.02	$ 42.00	$ 33.05	$ 27.70
1095B001AA	ADF Access Handle-A1	$ 146.00	$ 94.90	35.00%	$ 5.73	$ 4.40	$ 3.08	$ 2.42	$ 2.03
3728B001AA	Copy Control Interface Kit-A1	$ 53.00	$ 29.15	45.00%	$ 1.76	$ 1.35	$ 0.95	$ 0.74	$ 0.62
7518A004AA	Braille Label Kit-F1	$ 35.00	$ 22.75	35.00%	$ 1.37	$ 1.06	$ 0.74	$ 0.58	$ 0.49
1266V426	USB Keyboard (Cherry)	$ 110.00	$ 71.50	35.00%	$ 4.31	$ 3.32	$ 2.32	$ 1.83	$ 1.53
2212V477	Universal Keyboard Stand-A1	$ 250.00	$ 162.50	35.00%	$ 9.81	$ 7.54	$ 5.28	$ 4.15	$ 3.48
2212V478	Card Reader Assembly for Universal Keyboard Stand	$ 60.00	$ 33.00	45.00%	$ 1.99	$ 1.53	$ 1.07	$ 0.84	$ 0.71
1348V957	Convenience Stapler-A1 (White)	$ 360.00	$ 198.00	45.00%	$ 11.95	$ 9.19	$ 6.43	$ 5.06	$ 4.24
4821B003AA	PCL International Font Set-A1	$ 473.00	$ 260.15	45.00%	$ 15.70	$ 12.07	$ 8.45	$ 6.65	$ 5.57
3999B004AA	Barcode Printing Kit-D1e	$ 840.00	$ 462.00	45.00%	$ 27.88	$ 21.44	$ 15.00	$ 11.80	$ 9.89
8581B002AA	Universal Send Trace & Smooth PDF Kit-A1	$ 462.00	$ 369.60	20.00%	$ 22.30	$ 17.15	$ 12.00	$ 9.44	$ 7.91
1326B013AA	Universal Send Digital User Signature Kit-C1e	$ 1,050.00	$ 840.00	20.00%	$ 50.69	$ 38.98	$ 27.27	$ 21.46	$ 17.98
1478C002AA	Super G3 2nd Line Fax Board-AT1	$ 525.00	$ 288.75	45.00%	$ 17.42	$ 13.40	$ 9.38	$ 7.38	$ 6.18
0170C004AA	IP FAX Expansion Kit-B1	$ 350.00	$ 192.50	45.00%	$ 11.62	$ 8.93	$ 6.25	$ 4.92	$ 4.12
1636C001AA	IC Card Reader Attachment-A1	$ 160.00	$ 88.00	45.00%	$ 5.31	$ 4.08	$ 2.86	$ 2.25	$ 1.88
3840B014AA	Document Scan Lock Kit-B2	$ 2,625.00	$ 1,443.75	45.00%	$ 87.12	$ 66.99	$ 46.88	$ 36.89	$ 30.91
4164BW44AC	HDD Data Erase Scheduler V3.1.2	$ 350.00	$ 192.50	45.00%	$ 11.62	$ 8.93	$ 6.25	$ 4.92	$ 4.12
1435C001AA	NFC KIT-C1	$ 200.00	$ 130.00	35.00%	$ 7.84	$ 6.03	$ 4.22	$ 3.32	$ 2.78
4140B764AA	imageRUNNER ADVANCE Desktop V4.3 1L with 3 yrs Software Maintenance	$ 340.00	$ 272.00	20.00%	$ 16.41	$ 12.62	$ 8.83	$ 6.95	$ 5.82
4140B765AA	imageRUNNER ADVANCE Desktop V4.3 5L with 3 yrs Software Maintenance	$ 1,400.00	$ 1,120.00	20.00%	$ 67.58	$ 51.97	$ 36.37	$ 28.62	$ 23.98
4140B766AA	imageRUNNER ADVANCE Desktop V4.3 20L with 3 yrs Software Maintenance	$ 4,000.00	$ 3,200.00	20.00%	$ 193.09	$ 148.48	$ 103.90	$ 81.76	$ 68.51
4164BM80AB	Direct Print and Scan for Mobile V2.3.2 1L	$ 100.00	$ 80.00	20.00%	$ 4.83	$ 3.71	$ 2.60	$ 2.04	$ 1.71
4140B775AA	imageRUNNER ADVANCE Desktop V4 1L 1 year Software Maintenance Extension	$ 60.00	$ 48.00	20.00%	$ 2.90	$ 2.23	$ 1.56	$ 1.23	$ 1.03
4140B776AA	imageRUNNER ADVANCE Desktop V4 5L 1 year Software Maintenance Extension	$ 200.00	$ 160.00	20.00%	$ 9.65	$ 7.42	$ 5.20	$ 4.09	$ 3.43
4140B777AA	imageRUNNER ADVANCE Desktop V4 10L 1 year Software Maintenance Extension	$ 350.00	$ 280.00	20.00%	$ 16.90	$ 12.99	$ 9.09	$ 7.15	$ 5.99
4140B778AA	imageRUNNER ADVANCE Desktop V4 20L 1 year Software Maintenance Extension	$ 500.00	$ 400.00	20.00%	$ 24.14	$ 18.56	$ 12.99	$ 10.22	$ 8.56
4140B779AA	imageRUNNER ADVANCE Desktop V4 50L 1 year Software Maintenance Extension	$ 1,200.00	$ 960.00	20.00%	$ 57.93	$ 44.54	$ 31.17	$ 24.53	$ 20.55
4224C062AA	Authorized Send V7.2 (1 License) e-LAN	$ 1,100.00	$ 880.00	20.00%	$ 53.10	$ 40.83	$ 28.57	$ 22.48	$ 18.84
4224C063AA	Authorized Send V7.2 (10 License) e-LAN	$ 10,500.00	$ 8,400.00	20.00%	$ 506.86	$ 389.76	$ 272.75	$ 214.62	$ 179.84
4224C064AA	Authorized Send V7.2 (100 License) e-LAN	$ 105,000.00	$ 84,000.00	20.00%	$ 5,068.56	$ 3,897.60	$ 2,727.48	$ 2,146.20	$ 1,798.44
4224C016AA	Authorized Send v7.2 Worldox add-on Option (1 License) e-LAN	$ 220.00	$ 176.00	20.00%	$ 10.62	$ 8.17	$ 5.71	$ 4.50	$ 3.77
4224C017AA	Authorized Send v7.2 Bar Code Recognition add-on Option (1 License) e-LAN	$ 220.00	$ 176.00	20.00%	$ 10.62	$ 8.17	$ 5.71	$ 4.50	$ 3.77
4224C018AA	Authorized Send v7.2 Fax Server add-on Option (1 License) e-LAN	$ 220.00	$ 176.00	20.00%	$ 10.62	$ 8.17	$ 5.71	$ 4.50	$ 3.77
4224C066AA	Authorized Send To Fax v7.2 (1 License) e-LAN	$ 390.00	$ 312.00	20.00%	$ 18.83	$ 14.48	$ 10.13	$ 7.97	$ 6.68
4224C015AA	Authorized Send v7.2 Add-on Option (1 License) e-LAN	$ 930.00	$ 744.00	20.00%	$ 44.89	$ 34.52	$ 24.16	$ 19.01	$ 15.93
3575B504AA	MiCard PLUS SC	$ 210.00	$ 168.00	20.00%	$ 10.14	$ 7.80	$ 5.45	$ 4.29	$ 3.60
4164BT59AA	AA-PRINT MFP V1.5 G3	$ 720.00	$ 576.00	20.00%	$ 34.76	$ 26.73	$ 18.70	$ 14.72	$ 12.33
4224C027AA	PaperCut Gen3+ MEAP License	$ 75.00	$ 60.00	20.00%	$ 3.62	$ 2.78	$ 1.95	$ 1.53	$ 1.28
4223C001AA	Object Generator (for AS400 printing) License with 3 year Maintenance	$ 5,000.00	$ 4,000.00	20.00%	$ 289.63	$ 222.72	$ 155.86	$ 122.64	$ 102.77
4223C002AA	Object Generator Additional 1 year Maintenance	$ 1,000.00	$ 800.00	20.00%	$ 48.27	$ 37.12	$ 25.98	$ 20.44	$ 17.13
6101AU76AA	ESP NEXT GEN PCS POWER FILTER (120V/15A) XG-PCS-15D	$ 221.00	$ 121.55	45.00%	$ 7.33	$ 5.64	$ 3.95	$ 3.11	$ 2.60
5007B009AA	Dealer supplied Hard Disk Drive Replacement Service--on demand (to be purchased any time)	$ 538.00	$ 350.00	34.94%	N/A	N/A	N/A	N/A	N/A
5007B010AA	Dealer supplied Hard Disk Drive Replacement Service- lease (to be purchased at the time of ordering new equipment)	$ 538.00	$ 350.00	34.94%	$ 21.12	$ 16.24	$ 11.36	$ 8.94	$ 7.49
6138B453AA	Dealer supplied Hard Disk Drive Erase Service- on demand (to be purchased any time)	$ 654.00	$ 425.00	35.02%	N/A	N/A	N/A	N/A	N/A
6138B454AA	Dealer supplied Hard Disk Drive Erase Service- lease (to be purchased at the time of ordering new equipment)	$ 654.00	$ 425.00	35.02%	$ 25.64	$ 19.72	$ 13.80	$ 10.86	$ 9.10
1008B001AA	Staple-P1	$ 68.00	$ 57.80	15.00%	N/A	N/A	N/A	N/A	N/A
	Toner								
2182C003BA	GPR-58 Toner Black	$ 81.00	$ 68.85	15.00%	N/A	N/A	N/A	N/A	N/A
2183C003AB	GPR-58 Toner Cyan	$ 169.86	$ 144.38	15.00%	N/A	N/A	N/A	N/A	N/A
2184C003AB	GPR-58 Toner Magenta	$ 169.86	$ 144.38	15.00%	N/A	N/A	N/A	N/A	N/A
2185C003AB	GPR-58 Toner Yellow	$ 169.86	$ 144.36	15.00%	N/A	N/A	N/A	N/A	N/A
	Service Plans imageRUNNER ADVANCE C256iF III								
	Color Zero Base - Includes OEM toner, parts, labor (no staples)		$ 0.0780						
	BW Zero Base - Includes OEM toner, parts, labor (no staples)		$ 0.0137						
	Color Zero Base - Parts and labor only (no supplies)		$ 0.0597						
	BW Zero Base - Parts and labor only (no supplies)		$ 0.0114						
	Flat Rate Fee - Parts and labor only (no supplies)		$ 132.00						
	Optional Service Plans Copies included Pricing imageRUNNER ADVANCE C256iF III								
	Option #1 Included Number of Color Clicks per Month		1,000						
	Option #1 Included Number of BW Clicks per Month		1,500						
	Option #1 Monthly Base Charge - includes OEM toner, parts, labor (no staples)		$ 98.50						
	Option #1 Overage Rate Color - includes OEM toner, parts, labor (no staples)		$ 0.0764						
	Option #1 Overage Rate BW - includes OEM toner, parts, labor (no staples)		$ 0.0134						
	Option #2 Included Number of Color Clicks per Month		1,300						
	Option #2 Included Number of BW Clicks per Month		2,000						
	Option #2 Monthly Base Charge - includes OEM toner, parts, labor (no staples)		$ 123.77						
	Option #2 Overage Rate Color - includes OEM toner, parts, labor (no staples)		$ 0.0749						
	Option #2 Overage Rate BW - includes OEM toner, parts, labor (no staples)		$ 0.0132						
	Option #3 Included Number of Color Clicks per Month		1,800						
	Option #3 Included Number of BW Clicks per Month		2,800						
	Option #3 Monthly Base Charge - includes OEM toner, parts, labor (no staples)		$ 168.06						
	Option #3 Overage Rate Color - includes OEM toner, parts, labor (no staples)		$ 0.0733						
	Option #3 Overage Rate BW - includes OEM toner, parts, labor (no staples)		$ 0.0129						
	Service Plans imageRUNNER ADVANCE C356iF III								
	Color Zero Base - Includes OEM toner, parts, labor (no staples)		$ 0.0780						
	BW Zero Base - Includes OEM toner, parts, labor (no staples)		$ 0.0130						
	Color Zero Base - Parts and labor only (no supplies)		$ 0.0585						
	BW Zero Base - Parts and labor only (no supplies)		$ 0.0107						
	Flat Rate Fee - Parts and labor only (no supplies)		$ 174.00						
	Optional Service Plans Copies included Pricing imageRUNNER ADVANCE C356iF III								
	Option #1 Included Number of Color Clicks per Month		1,400						
	Option #1 Included Number of BW Clicks per Month		2,200						
	Option #1 Monthly Base Charge - includes OEM toner, parts, labor (no staples)		$ 134.90						
	Option #1 Overage Rate Color - includes OEM toner, parts, labor (no staples)		$ 0.0764						
	Option #1 Overage Rate BW - includes OEM toner, parts, labor (no staples)		$ 0.0127						
	Option #2 Included Number of Color Clicks per Month		2,000						
	Option #2 Included Number of BW Clicks per Month		3,000						
	Option #2 Monthly Base Charge - includes OEM toner, parts, labor (no staples)		$ 187.36						
	Option #2 Overage Rate Color - includes OEM toner, parts, labor (no staples)		$ 0.0749						
	Option #2 Overage Rate BW - includes OEM toner, parts, labor (no staples)		$ 0.0125						
	Option #3 Included Number of Color Clicks per Month		2,500						
	Option #3 Included Number of BW Clicks per Month		3,700						
	Option #3 Monthly Base Charge - includes OEM toner, parts, labor (no staples)		$ 228.39						
	Option #3 Overage Rate Color - includes OEM toner, parts, labor (no staples)		$ 0.0733						
	Option #3 Overage Rate BW - includes OEM toner, parts, labor (no staples)		$ 0.0122						
3882C002BA	**imageRUNNER ADVANCE DX C257iF**	**$ 3,900.00**	**$ 1,404.00**	**64.00%**	**$ 84.72**	**$ 65.15**	**$ 45.59**	**$ 35.87**	**$ 30.06**
3881C003AA	**imageRUNNER ADVANCE DX C357iF**	**$ 4,700.00**	**$ 1,645.00**	**65.00%**	**$ 99.26**	**$ 76.33**	**$ 53.41**	**$ 42.03**	**$ 35.22**
1409C002AA	Cassette Module-AE1	$ 420.00	$ 231.00	45.00%	$ 13.94	$ 10.72	$ 7.50	$ 5.90	$ 4.95
9579B003AA	Cassette Feeding Unit-AJ1	$ 526.00	$ 289.30	45.00%	$ 17.46	$ 13.42	$ 9.39	$ 7.39	$ 6.19
9580B003AA	Cassette Feeding Unit-AK1	$ 1,052.00	$ 578.60	45.00%	$ 34.91	$ 26.85	$ 18.79	$ 14.76	$ 12.39
1410C001AA	Staple Finisher-Z1	$ 1,260.00	$ 693.00	45.00%	$ 41.82	$ 32.16	$ 22.50	$ 17.71	$ 14.84
4784B001AA	Copy Card Reader-F1	$ 315.00	$ 173.25	45.00%	$ 10.45	$ 8.04	$ 5.63	$ 4.43	$ 3.71
3684B005AA	Copy Card Reader Attachment-B5	$ 84.00	$ 46.20	45.00%	$ 2.79	$ 2.14	$ 1.50	$ 1.18	$ 0.99

NASPO State: Florida

					Straight Lease Monthly Payments				
Item Code	Description	MSRP	Purchase Price	% off MSRP	18 Months	24 Months	36 Months	48 Months	60 Months
4781B001AA	Canon Card Set-A1 (1-30)	$ 158.00	$ 86.90	45.00%	$ 5.24	$ 4.03	$ 2.82	$ 2.22	$ 1.86
4781B002AA	Canon Card Set-A2 (31-100)	$ 347.00	$ 190.85	45.00%	$ 11.52	$ 8.86	$ 6.20	$ 4.88	$ 4.09
4781B003AA	Canon Card Set-A3 (101-200)	$ 462.00	$ 254.10	45.00%	$ 15.33	$ 11.79	$ 8.25	$ 6.49	$ 5.44
4781B004AA	Canon Card Set-A4 (201-300)	$ 462.00	$ 254.10	45.00%	$ 15.33	$ 11.79	$ 8.25	$ 6.49	$ 5.44
4781B005AA	Canon Card Set-A5 (301-500)	$ 935.00	$ 514.25	45.00%	$ 31.03	$ 23.86	$ 16.70	$ 13.14	$ 11.01
4781B006AA	Canon Card Set-A6 (501-1000)	$ 2,382.00	$ 1,293.60	45.00%	$ 78.06	$ 60.02	$ 42.00	$ 33.05	$ 27.70
1095B001AA	ADF Access Handle-A1	$ 146.00	$ 94.90	35.00%	$ 5.73	$ 4.40	$ 3.08	$ 2.42	$ 2.03
3726B001AA	Copy Control Interface Kit-A1	$ 53.00	$ 29.15	45.00%	$ 1.76	$ 1.35	$ 0.95	$ 0.74	$ 0.62
7518A004AA	Braille Label Kit-F1	$ 35.00	$ 22.75	35.00%	$ 1.37	$ 1.06	$ 0.74	$ 0.58	$ 0.49
1296V426	USB Keyboard (Cherry)	$ 110.00	$ 71.50	35.00%	$ 4.31	$ 3.32	$ 2.32	$ 1.83	$ 1.53
2212V477	Universal Keyboard Stand-A1	$ 250.00	$ 162.50	35.00%	$ 9.81	$ 7.54	$ 5.28	$ 4.15	$ 3.48
2212V478	Card Reader Assembly for Universal Keyboard Stand	$ 60.00	$ 33.00	45.00%	$ 1.99	$ 1.53	$ 1.07	$ 0.84	$ 0.71
1348V957	Convenience Stapler-A1 (White)	$ 360.00	$ 198.00	45.00%	$ 11.95	$ 9.19	$ 6.43	$ 5.06	$ 4.24
3821V580	imageRUNNER ADVANCE DX Series Control Panel Protective Film (10 pack)	$ 99.00	$ 54.45	45.00%	$ 3.29	$ 2.53	$ 1.77	$ 1.39	$ 1.17
3821V581	imageRUNNER ADVANCE DX Series Control Panel Protective Film (100 pack)	$ 890.00	$ 489.50	45.00%	$ 29.54	$ 22.71	$ 15.89	$ 12.51	$ 10.48
4821B003AA	PCL International Font Set-A1	$ 473.00	$ 260.15	45.00%	$ 15.70	$ 12.07	$ 8.45	$ 6.65	$ 5.57
3999B004AA	Barcode Printing Kit-D1e	$ 840.00	$ 462.00	45.00%	$ 27.88	$ 21.44	$ 15.00	$ 11.80	$ 9.89
1478C002AA	Super G3 2nd Line Fax Board-AT1	$ 525.00	$ 288.75	45.00%	$ 17.42	$ 13.40	$ 9.38	$ 7.38	$ 6.18
0170C004AA	IP FAX Expansion Kit-B1	$ 350.00	$ 192.50	45.00%	$ 11.62	$ 8.93	$ 6.25	$ 4.92	$ 4.12
4164BV44AC	HDD Data Erase Scheduler V3.1.2	$ 350.00	$ 192.50	45.00%	$ 11.62	$ 8.93	$ 6.25	$ 4.92	$ 4.12
4041C001AA	Connection Kit-A2 for Bluetooth LE	$ 200.00	$ 110.00	45.00%	$ 6.64	$ 5.10	$ 3.57	$ 2.81	$ 2.36
4029C001AA	NFC KIT-E1	$ 200.00	$ 130.00	35.00%	$ 7.84	$ 6.03	$ 4.22	$ 3.32	$ 2.78
4224C002AA	Authorized Send V7.2 (1 License) e-LAN	$ 1,100.00	$ 880.00	20.00%	$ 53.10	$ 40.83	$ 28.57	$ 22.48	$ 18.84
4224C003AA	Authorized Send V7.2 (10 License) e-LAN	$ 10,500.00	$ 8,400.00	20.00%	$ 506.86	$ 389.76	$ 272.75	$ 214.62	$ 179.84
4224C004AA	Authorized Send V7.2 (100 License) e-LAN	$ 105,000.00	$ 84,000.00	20.00%	$ 5,068.56	$ 3,897.60	$ 2,727.48	$ 2,146.20	$ 1,798.44
4224C006AA	Authorized Send To Fax v7.2 (1 License) e-LAN	$ 390.00	$ 312.00	20.00%	$ 18.83	$ 14.48	$ 10.13	$ 7.97	$ 6.68
4224C015AA	Authorized Send v7.2 Add-on Option (1 License) e-LAN	$ 930.00	$ 744.00	20.00%	$ 44.89	$ 34.52	$ 24.16	$ 19.01	$ 15.93
4224C016AA	Authorized Send v7.2 Worldox add-on Option (1 License) e-LAN	$ 220.00	$ 176.00	20.00%	$ 10.62	$ 8.17	$ 5.71	$ 4.50	$ 3.77
4224C017AA	Authorized Send v7.2 Bar Code Recognition add-on Option (1 License) e-LAN	$ 220.00	$ 176.00	20.00%	$ 10.62	$ 8.17	$ 5.71	$ 4.50	$ 3.77
4224C018AA	Authorized Send v7.2 Fax Server add-on Option (1 License) e-LAN	$ 220.00	$ 176.00	20.00%	$ 10.62	$ 8.17	$ 5.71	$ 4.50	$ 3.77
3575B504AA	MiCard PLUS SC	$ 210.00	$ 168.00	20.00%	$ 10.14	$ 7.80	$ 5.45	$ 4.29	$ 3.60
4164BT59AA	AA-PRINT MFP V1.5 G3	$ 720.00	$ 576.00	20.00%	$ 34.76	$ 26.73	$ 18.70	$ 14.72	$ 12.33
4848B120AA	MEAP Web Connection Kit V5.7	$ -	$ -	0.00%	$ -	$ -	$ -	$ -	$ -
4224C027AA	PaperCut Gen3+ MEAP License	$ 75.00	$ 60.00	20.00%	$ 3.62	$ 2.78	$ 1.95	$ 1.53	$ 1.28
4223C001AA	Object Generator (for A5400 printing) License with 3 year Maintenance	$ 6,000.00	$ 4,800.00	20.00%	$ 289.63	$ 222.72	$ 155.86	$ 122.64	$ 102.77
4223C002AA	Object Generator Additional 1 year Maintenance	$ 1,000.00	$ 800.00	20.00%	$ 48.27	$ 37.12	$ 25.96	$ 20.44	$ 17.13
8101AU76AA	ESP NEXT GEN PCS POWER FILTER (120V/15A) XC-PCS-15D	$ 221.00	$ 121.55	45.00%	$ 7.33	$ 5.64	$ 3.95	$ 3.11	$ 2.60
5007B006AA	Dealer supplied Hard Disk Drive Replacement Service- on demand (to be purchased any time)	$ 538.00	$ 350.00	34.94%	N/A	N/A	N/A	N/A	N/A
5007B010AA	Dealer supplied Hard Disk Drive Replacement Service- lease (to be purchased at the time of ordering new equipment)	$ 538.00	$ 350.00	34.94%	$ 21.12	$ 16.24	$ 11.36	$ 8.94	$ 7.49
6138B453AA	Dealer supplied Hard Disk Drive Erase Service- on demand (to be purchased any time)	$ 654.00	$ 425.00	35.02%	N/A	N/A	N/A	N/A	N/A
6138B454AA	Dealer supplied Hard Disk Drive Erase Service- lease (to be purchased at the time of ordering new equipment)	$ 654.00	$ 425.00	35.02%	$ 25.64	$ 19.72	$ 13.80	$ 10.86	$ 9.10
1088B061AA	Staple-P1	$ 68.00	$ 57.80	15.00%	N/A	N/A	N/A	N/A	N/A
	Toner								
2182C003BA	GPR-58 Toner Black	$ 81.00	$ 68.85	15.00%	N/A	N/A	N/A	N/A	N/A
2183C003AB	GPR-58 Toner Cyan	$ 169.86	$ 144.35	15.00%	N/A	N/A	N/A	N/A	N/A
2184C003AB	GPR-58 Toner Magenta	$ 169.86	$ 144.35	15.00%	N/A	N/A	N/A	N/A	N/A
2185C003AB	GPR-58 Toner Yellow	$ 169.86	$ 144.35	15.00%	N/A	N/A	N/A	N/A	N/A
	Service Plans imageRUNNER ADVANCE DX C257iF								
	Color Zero Base - Includes OEM toner, parts, labor (no staples)		$ 0.0780						
	BW Zero Base - Includes OEM toner, parts, labor (no staples)		$ 0.0137						
	Color Zero Base - Parts and labor only (no supplies)		$ 0.0597						
	BW Zero Base - Parts and labor only (no supplies)		$ 0.0114						
	Flat Rate Fee - Parts and labor only (no supplies)		$ 132.00						
	Optional Service Plans Copies Included Pricing imageRUNNER ADVANCE DX C257iF								
	Option #1 Included Number of Color Clicks per Month		1,000						
	Option #1 Included Number of BW Clicks per Month		1,500						
	Option #1 Monthly Base Charge - Includes OEM toner, parts, labor (no staples)		$ 96.50						
	Option #1 Overage Rate Color - Includes OEM toner, parts, labor (no staples)		$ 0.0764						
	Option #1 Overage Rate BW - Includes OEM toner, parts, labor (no staples)		$ 0.0134						
	Option #2 Included Number of Color Clicks per Month		1,300						
	Option #2 Included Number of BW Clicks per Month		2,000						
	Option #2 Monthly Base Charge - Includes OEM toner, parts, labor (no staples)		$ 123.77						
	Option #2 Overage Rate Color - Includes OEM toner, parts, labor (no staples)		$ 0.0749						
	Option #2 Overage Rate BW - Includes OEM toner, parts, labor (no staples)		$ 0.0132						
	Option #3 Included Number of Color Clicks per Month		1,800						
	Option #3 Included Number of BW Clicks per Month		2,800						
	Option #3 Monthly Base Charge - Includes OEM toner, parts, labor (no staples)		$ 168.06						
	Option #3 Overage Rate Color - Includes OEM toner, parts, labor (no staples)		$ 0.0733						
	Option #3 Overage Rate BW - Includes OEM toner, parts, labor (no staples)		$ 0.0129						
	Service Plans imageRUNNER ADVANCE DX C357iF								
	Color Zero Base - Includes OEM toner, parts, labor (no staples)		$ 0.0780						
	BW Zero Base - Includes OEM toner, parts, labor (no staples)		$ 0.0130						
	Color Zero Base - Parts and labor only (no supplies)		$ 0.0585						
	BW Zero Base - Parts and labor only (no supplies)		$ 0.0107						
	Flat Rate Fee - Parts and labor only (no supplies)		$ 174.00						
	Optional Service Plans Copies Included Pricing imageRUNNER ADVANCE DX C357iF								
	Option #1 Included Number of Color Clicks per Month		1,400						
	Option #1 Included Number of BW Clicks per Month		2,200						
	Option #1 Monthly Base Charge - Includes OEM toner, parts, labor (no staples)		$ 134.90						
	Option #1 Overage Rate Color - Includes OEM toner, parts, labor (no staples)		$ 0.0764						
	Option #1 Overage Rate BW - Includes OEM toner, parts, labor (no staples)		$ 0.0127						
	Option #2 Included Number of Color Clicks per Month		2,000						
	Option #2 Included Number of BW Clicks per Month		3,000						
	Option #2 Monthly Base Charge - Includes OEM toner, parts, labor (no staples)		$ 157.30						
	Option #2 Overage Rate Color - Includes OEM toner, parts, labor (no staples)		$ 0.0749						
	Option #2 Overage Rate BW - Includes OEM toner, parts, labor (no staples)		$ 0.0125						
	Option #3 Included Number of Color Clicks per Month		2,950						
	Option #3 Included Number of BW Clicks per Month		3,700						
	Option #3 Monthly Base Charge - Includes OEM toner, parts, labor (no staples)		$ 228.39						
	Option #3 Overage Rate Color - Includes OEM toner, parts, labor (no staples)		$ 0.0733						
	Option #3 Overage Rate BW - Includes OEM toner, parts, labor (no staples)		$ 0.0122						
3314C001BA	**imageRUNNER ADVANCE C475iF III**	**$ 6,000.00**	**$ 3,000.00**	**50.00%**	**$ 181.02**	**$ 139.20**	**$ 97.41**	**$ 76.65**	**$ 64.23**
3314C002BA	**imageRUNNER ADVANCE C475iFZ III**	**$ 7,300.00**	**$ 3,650.00**	**50.00%**	**$ 220.24**	**$ 169.36**	**$ 118.52**	**$ 93.26**	**$ 78.15**
3316C001AA	Cassette Feeding Unit-AS1	$ 560.00	$ 308.00	45.00%	$ 18.58	$ 14.29	$ 10.00	$ 7.87	$ 6.59
3317C001AA	Cassette Feeding Unit-AT1	$ 1,200.00	$ 660.00	45.00%	$ 39.82	$ 30.62	$ 21.43	$ 16.86	$ 14.13
3318C001AA	Cassette Unit-AJ1	$ 429.00	$ 231.00	45.00%	$ 13.94	$ 10.72	$ 7.50	$ 5.90	$ 4.95
4784B001AA	Copy Card Reader-F1	$ 315.00	$ 173.25	45.00%	$ 10.45	$ 8.04	$ 5.63	$ 4.43	$ 3.71
3864B005AA	Copy Card Reader Attachment-B5	$ 84.00	$ 46.20	45.00%	$ 2.79	$ 2.14	$ 1.50	$ 1.18	$ 0.99
4781B001AA	Canon Card Set-A1 (1-30)	$ 158.00	$ 86.90	45.00%	$ 5.24	$ 4.03	$ 2.82	$ 2.22	$ 1.86
4781B002AA	Canon Card Set-A2 (31-100)	$ 347.00	$ 190.85	45.00%	$ 11.52	$ 8.86	$ 6.20	$ 4.88	$ 4.09
4781B003AA	Canon Card Set-A3 (101-200)	$ 462.00	$ 254.10	45.00%	$ 15.33	$ 11.79	$ 8.25	$ 6.49	$ 5.44
4781B004AA	Canon Card Set-A4 (201-300)	$ 462.00	$ 254.10	45.00%	$ 15.33	$ 11.79	$ 8.25	$ 6.49	$ 5.44
4781B005AA	Canon Card Set-A5 (301-500)	$ 935.00	$ 514.25	45.00%	$ 31.03	$ 23.86	$ 16.70	$ 13.14	$ 11.01
4781B006AA	Canon Card Set-A6 (501-1000)	$ 2,382.00	$ 1,293.60	45.00%	$ 78.06	$ 60.02	$ 42.00	$ 33.05	$ 27.70
1095B001AA	ADF Access Handle-A1	$ 146.00	$ 94.90	35.00%	$ 5.73	$ 4.40	$ 3.08	$ 2.42	$ 2.03
3726B001AA	Copy Control Interface Kit-A1	$ 53.00	$ 29.15	45.00%	$ 1.76	$ 1.35	$ 0.95	$ 0.74	$ 0.62
7518A004AA	Braille Label Kit-F1	$ 35.00	$ 22.75	35.00%	$ 1.37	$ 1.06	$ 0.74	$ 0.58	$ 0.49
1296V426	USB Keyboard (Cherry)	$ 110.00	$ 71.50	35.00%	$ 4.31	$ 3.32	$ 2.32	$ 1.83	$ 1.53
2212V477	Universal Keyboard Stand-A1	$ 250.00	$ 162.50	35.00%	$ 9.81	$ 7.54	$ 5.28	$ 4.15	$ 3.48
2212V478	Card Reader Assembly for Universal Keyboard Stand	$ 60.00	$ 33.00	45.00%	$ 1.99	$ 1.53	$ 1.07	$ 0.84	$ 0.71
1348V957	Convenience Stapler-A1 (White)	$ 360.00	$ 198.00	45.00%	$ 11.95	$ 9.19	$ 6.43	$ 5.06	$ 4.24
3821V582	Third Generation imageRUNNER ADVANCE Control Panel Protective Film (incl. Keypad) (10 pack)	$ 99.00	$ 54.45	45.00%	$ 3.29	$ 2.53	$ 1.77	$ 1.39	$ 1.17
0170C004AA	IP FAX Expansion Kit-B1	$ 350.00	$ 192.50	45.00%	$ 11.62	$ 8.93	$ 6.25	$ 4.92	$ 4.12
1636C001AA	IC Card Reader Attachment-A1	$ 160.00	$ 88.00	45.00%	$ 5.31	$ 4.08	$ 2.86	$ 2.25	$ 1.88
4164BV44AC	HDD Data Erase Scheduler V3.1.2	$ 350.00	$ 192.50	45.00%	$ 11.62	$ 8.93	$ 6.25	$ 4.92	$ 4.12
4821B003AA	PCL International Font Set-A1	$ 473.00	$ 260.15	45.00%	$ 15.70	$ 12.07	$ 8.45	$ 6.65	$ 5.57
3999B004AA	Barcode Printing Kit-D1e	$ 840.00	$ 462.00	45.00%	$ 27.88	$ 21.44	$ 15.00	$ 11.80	$ 9.89

NASPO State: Florida

					Straight Lease Monthly Payments				
Item Code	Description	MSRP	Purchase Price	% off MSRP	18 Months	24 Months	36 Months	48 Months	60 Months
8581B002AA	Universal Send Trace & Smooth PDF Kit-A1	$ 462.00	$ 369.60	20.00%	$ 22.30	$ 17.15	$ 12.00	$ 9.44	$ 7.91
1326B013AA	Universal Send Digital User Signature Kit-C1e	$ 1,050.00	$ 840.00	20.00%	$ 50.69	$ 38.98	$ 27.27	$ 21.46	$ 17.98
1435C001AA	NFC KIT-C1	$ 200.00	$ 130.00	35.00%	$ 7.84	$ 6.03	$ 4.22	$ 3.32	$ 2.78
4140B764AA	imageRUNNER ADVANCE Desktop V4.3 1L with 3 yrs Software Maintenance	$ 340.00	$ 272.00	20.00%	$ 16.41	$ 12.62	$ 8.83	$ 6.95	$ 5.82
4140B765AA	imageRUNNER ADVANCE Desktop V4.3 5L with 3 yrs Software Maintenance	$ 1,400.00	$ 1,120.00	20.00%	$ 67.58	$ 51.97	$ 36.37	$ 28.62	$ 23.98
4140B766AA	imageRUNNER ADVANCE Desktop V4.3 20L with 3 yrs Software Maintenance	$ 4,000.00	$ 3,200.00	20.00%	$ 193.09	$ 148.48	$ 103.90	$ 81.76	$ 68.51
4164BM80AB	Direct Print and Scan for Mobile V2 3.2 1L	$ 100.00	$ 80.00	20.00%	$ 4.83	$ 3.71	$ 2.60	$ 2.04	$ 1.71
4140B775AA	imageRUNNER ADVANCE Desktop V4 1L 1 year Software Maintenance Extension	$ 60.00	$ 48.00	20.00%	$ 2.90	$ 2.23	$ 1.56	$ 1.23	$ 1.03
4140B776AA	imageRUNNER ADVANCE Desktop V4 5L 1 year Software Maintenance Extension	$ 200.00	$ 160.00	20.00%	$ 9.65	$ 7.42	$ 5.20	$ 4.09	$ 3.43
4140B777AA	imageRUNNER ADVANCE Desktop V4 10L 1 year Software Maintenance Extension	$ 350.00	$ 280.00	20.00%	$ 16.90	$ 12.99	$ 9.09	$ 7.15	$ 5.99
4140B778AA	imageRUNNER ADVANCE Desktop V4 20L 1 year Software Maintenance Extension	$ 500.00	$ 400.00	20.00%	$ 24.14	$ 18.56	$ 12.98	$ 10.22	$ 8.56
4140B779AA	imageRUNNER ADVANCE Desktop V4 50L 1 year Software Maintenance Extension	$ 1,200.00	$ 960.00	20.00%	$ 57.93	$ 44.54	$ 31.17	$ 24.53	$ 20.55
4224C062AA	Authorized Send V7.2 (1 License) e-LAN	$ 1,100.00	$ 880.00	20.00%	$ 53.10	$ 40.83	$ 28.57	$ 22.48	$ 18.84
4224C063AA	Authorized Send V7.2 (10 License) e-LAN	$ 10,500.00	$ 8,400.00	20.00%	$ 506.86	$ 389.76	$ 272.75	$ 214.62	$ 179.84
4224C064AA	Authorized Send V7.2 (100 License) e-LAN	$ 105,000.00	$ 84,000.00	20.00%	$ 5,068.56	$ 3,897.60	$ 2,727.48	$ 2,146.20	$ 1,798.44
4224C016AA	Authorized Send v7.2 Worldox add-on Option (1 License) e-LAN	$ 220.00	$ 176.00	20.00%	$ 10.62	$ 8.17	$ 5.71	$ 4.50	$ 3.77
4224C017AA	Authorized Send v7.2 Bar Code Recognition add-on Option (1 License) e-LAN	$ 220.00	$ 176.00	20.00%	$ 10.62	$ 8.17	$ 5.71	$ 4.50	$ 3.77
4224C018AA	Authorized Send v7.2 Fax Server add-on Option (1 License) e-LAN	$ 220.00	$ 176.00	20.00%	$ 10.62	$ 8.17	$ 5.71	$ 4.50	$ 3.77
4224C066AA	Authorized Send To Fax v7.2 (1 License) e-LAN	$ 390.00	$ 312.00	20.00%	$ 18.83	$ 14.48	$ 10.13	$ 7.97	$ 6.68
4224C015AA	Authorized Send v7.2 Add-on Option (1 License) e-LAN	$ 930.00	$ 744.00	20.00%	$ 44.89	$ 34.52	$ 24.16	$ 19.01	$ 15.93
3575B504AA	MiCard PLUS SC	$ 210.00	$ 168.00	20.00%	$ 10.14	$ 7.80	$ 5.45	$ 4.29	$ 3.60
4164BT59AA	AA-PRINT MFP V1.5 G3	$ 720.00	$ 576.00	20.00%	$ 34.78	$ 26.73	$ 18.70	$ 14.72	$ 12.33
4848B065AL	MEAP Web Connection Kit V5.4 for Gen3	$ -	$ -	0.00%	$ -	$ -	$ -	$ -	$ -
4224C027AA	PaperCut Gen3+ MEAP License	$ 75.00	$ 60.00	20.00%	$ 3.62	$ 2.78	$ 1.95	$ 1.53	$ 1.28
6101AU76AA	ESP NEXT GEN PCS POWER FILTER (120V/15A) XG-PCS-15D	$ 221.00	$ 121.55	45.00%	$ 7.33	$ 5.64	$ 3.95	$ 3.11	$ 2.60
5007B009AA	Dealer supplied Hard Disk Drive Replacement Service- on demand (to be purchased any time)	$ 538.00	$ 350.00	34.94%	N/A	N/A	N/A	N/A	N/A
5007B010AA	Dealer supplied Hard Disk Drive Replacement Service- lease (to be purchased at the time of ordering new equipment)	$ 538.00	$ 350.00	34.94%	$ 21.12	$ 16.24	$ 11.36	$ 8.94	$ 7.49
6138B453AA	Dealer supplied Hard Disk Drive Erase Service- on demand (to be purchased any time)	$ 654.00	$ 425.00	35.02%	N/A	N/A	N/A	N/A	N/A
6138B454AA	Dealer supplied Hard Disk Drive Erase Service- lease (to be purchased at the time of ordering new equipment)	$ 654.00	$ 425.00	35.02%	$ 25.64	$ 19.72	$ 13.80	$ 10.86	$ 9.10
1008B001AA	Staple-P1	$ 68.00	$ 57.80	15.00%	N/A	N/A	N/A	N/A	N/A
	Toner								
2980C001AA	TONER T04 Black	$ 233.00	$ 198.05	15.00%	N/A	N/A	N/A	N/A	N/A
2979C001AA	TONER T04 Cyan	$ 383.00	$ 325.55	15.00%	N/A	N/A	N/A	N/A	N/A
2978C001AA	TONER T04 Magenta	$ 383.00	$ 325.55	15.00%	N/A	N/A	N/A	N/A	N/A
2977C001AA	TONER T04 Yellow	$ 383.00	$ 325.55	15.00%	N/A	N/A	N/A	N/A	N/A
	Service Plans imageRUNNER ADVANCE C475iF III/C475iFZ III								
	Color Zero Base - Includes OEM toner, parts, labor (no staples)		$ 0.0700						
	BW Zero Base - Includes OEM toner, parts, labor (no staples)		$ 0.0120						
	Color Zero Base - Parts and labor only (no supplies)		$ 0.0562						
	BW Zero Base - Parts and labor only (no supplies)		$ 0.0075						
	Flat Rate Fee - Parts and labor only (no supplies)		$ 205.00						
	Optional Service Plans Copies Included Pricing imageRUNNER ADVANCE C475iF III/C475iFZ III								
	Option #1 Included Number of Color Clicks per Month		1,750						
	Option #1 Included Number of BW Clicks per Month		3,250						
	Option #1 Monthly Base Charge - Includes OEM toner, parts, labor (no staples)		$ 156.27						
	Option #1 Overage Rate Color - Includes OEM toner, parts, labor (no staples)		$ 0.0686						
	Option #1 Overage Rate BW - Includes OEM toner, parts, labor (no staples)		$ 0.0118						
	Option #2 Included Number of Color Clicks per Month		2,625						
	Option #2 Included Number of BW Clicks per Month		4,875						
	Option #2 Monthly Base Charge - Includes OEM toner, parts, labor (no staples)		$ 232.56						
	Option #2 Overage Rate Color - Includes OEM toner, parts, labor (no staples)		$ 0.0672						
	Option #2 Overage Rate BW - Includes OEM toner, parts, labor (no staples)		$ 0.0115						
	Option #3 Included Number of Color Clicks per Month		3,500						
	Option #3 Included Number of BW Clicks per Month		6,500						
	Option #3 Monthly Base Charge - Includes OEM toner, parts, labor (no staples)		$ 303.62						
	Option #3 Overage Rate Color - Includes OEM toner, parts, labor (no staples)		$ 0.0658						
	Option #3 Overage Rate BW - Includes OEM toner, parts, labor (no staples)		$ 0.0113						
3883C001AA	**imageRUNNER ADVANCE DX C477iF**	**$ 6,000.00**	**$ 3,000.00**	**50.00%**	**$ 181.02**	**$ 139.26**	**$ 97.41**	**$ 76.65**	**$ 64.23**
3883C002AA	**imageRUNNER ADVANCE DX C477iFZ**	**$ 7,300.00**	**$ 3,650.00**	**50.00%**	**$ 220.24**	**$ 169.36**	**$ 118.52**	**$ 93.26**	**$ 78.15**
3318C001AA	Cassette Feeding Unit-AS1	$ 560.00	$ 308.00	45.00%	$ 18.58	$ 14.29	$ 10.00	$ 7.87	$ 6.59
3317C001AA	Cassette Feeding Unit-AT1	$ 1,200.00	$ 660.00	45.00%	$ 39.82	$ 30.62	$ 21.43	$ 16.86	$ 14.13
3318C001AA	Cassette Unit-AJ1	$ 420.00	$ 231.00	45.00%	$ 13.94	$ 10.72	$ 7.50	$ 5.90	$ 4.95
4784B001AA	Copy Card Reader-F1	$ 315.00	$ 173.25	45.00%	$ 10.45	$ 8.04	$ 5.63	$ 4.43	$ 3.71
3684B005AA	Copy Card Reader Attachment-B5	$ 84.00	$ 46.20	45.00%	$ 2.78	$ 2.14	$ 1.50	$ 1.18	$ 0.99
4781B001AA	Canon Card Set-A1 (1-30)	$ 158.00	$ 86.90	45.00%	$ 5.24	$ 4.03	$ 2.82	$ 2.22	$ 1.86
4781B002AA	Canon Card Set-A2 (31-100)	$ 347.00	$ 190.85	45.00%	$ 11.52	$ 8.86	$ 6.20	$ 4.88	$ 4.09
4781B003AA	Canon Card Set-A3 (101-200)	$ 462.00	$ 254.10	45.00%	$ 15.33	$ 11.79	$ 8.25	$ 6.49	$ 5.44
4781B004AA	Canon Card Set-A4 (201-300)	$ 462.00	$ 254.10	45.00%	$ 15.33	$ 11.79	$ 8.25	$ 6.49	$ 5.44
4781B005AA	Canon Card Set-A5 (301-500)	$ 935.00	$ 514.25	45.00%	$ 31.03	$ 23.86	$ 16.70	$ 13.14	$ 11.01
4781B006AA	Canon Card Set-A6 (501-1000)	$ 2,352.00	$ 1,293.60	45.00%	$ 78.06	$ 60.02	$ 42.00	$ 33.05	$ 27.70
7518A004AA	Braille Label Kit-F1	$ 35.00	$ 22.75	35.00%	$ 1.37	$ 1.06	$ 0.74	$ 0.58	$ 0.49
1095B001AA	ADF Access Handle-A1	$ 146.00	$ 94.90	35.00%	$ 5.73	$ 4.40	$ 3.08	$ 2.42	$ 2.03
3726B001AA	Copy Control Interface Kit-A1	$ 53.00	$ 29.15	45.00%	$ 1.78	$ 1.35	$ 0.95	$ 0.74	$ 0.62
1286V426	USB Keyboard (Cherry)	$ 110.00	$ 71.50	35.00%	$ 4.31	$ 3.32	$ 2.32	$ 1.83	$ 1.53
1348V957	Convenience Stapler-A1 (White)	$ 360.00	$ 198.00	45.00%	$ 11.95	$ 9.19	$ 6.43	$ 5.06	$ 4.24
2212V477	Universal Keyboard Stand-A1	$ 250.00	$ 162.50	35.00%	$ 9.81	$ 7.54	$ 5.28	$ 4.15	$ 3.48
2212V478	Card Reader Assembly for Universal Keyboard Stand	$ 60.00	$ 33.00	45.00%	$ 1.99	$ 1.53	$ 1.07	$ 0.84	$ 0.71
3821V580	imageRUNNER ADVANCE DX Series Control Panel Protective Film (10 pack)	$ 99.00	$ 54.45	45.00%	$ 3.29	$ 2.53	$ 1.77	$ 1.39	$ 1.17
3821V581	imageRUNNER ADVANCE DX Series Control Panel Protective Film (100 pack)	$ 890.00	$ 489.50	45.00%	$ 29.54	$ 22.71	$ 15.89	$ 12.51	$ 10.48
0170C004AA	IP FAX Expansion Kit-B1	$ 350.00	$ 192.50	45.00%	$ 11.62	$ 8.93	$ 6.25	$ 4.92	$ 4.12
4164BV44AC	HDD Data Erase Scheduler V3.1.3	$ 350.00	$ 192.50	45.00%	$ 11.62	$ 8.93	$ 6.25	$ 4.92	$ 4.12
4821B003AA	PCL International Font Set-A1	$ 473.00	$ 260.15	45.00%	$ 15.70	$ 12.07	$ 8.45	$ 6.65	$ 5.57
3999B004AA	Barcode Printing Kit-D1e	$ 840.00	$ 462.00	45.00%	$ 27.88	$ 21.44	$ 15.00	$ 11.80	$ 9.89
4041C001AA	Connection Kit-A2 for Bluetooth LE	$ 200.00	$ 110.00	45.00%	$ 6.64	$ 5.10	$ 3.57	$ 2.81	$ 2.36
4029C001AA	NFC KIT-E1	$ 200.00	$ 130.00	35.00%	$ 7.84	$ 6.03	$ 4.22	$ 3.32	$ 2.78
4224C062AA	Authorized Send V7.2 (1 License) e-LAN	$ 1,100.00	$ 880.00	20.00%	$ 53.10	$ 40.83	$ 28.57	$ 22.48	$ 18.84
4224C063AA	Authorized Send V7.2 (10 License) e-LAN	$ 10,500.00	$ 8,400.00	20.00%	$ 506.86	$ 389.76	$ 272.75	$ 214.62	$ 179.84
4224C064AA	Authorized Send V7.2 (100 License) e-LAN	$ 105,000.00	$ 84,000.00	20.00%	$ 5,068.56	$ 3,897.60	$ 2,727.48	$ 2,146.20	$ 1,798.44
4224C066AA	Authorized Send To Fax v7.2 (1 License) e-LAN	$ 390.00	$ 312.00	20.00%	$ 18.83	$ 14.48	$ 10.13	$ 7.97	$ 6.68
4224C015AA	Authorized Send v7.2 Add-on Option (1 License) e-LAN	$ 930.00	$ 744.00	20.00%	$ 44.89	$ 34.52	$ 24.16	$ 19.01	$ 15.93
4224C016AA	Authorized Send v7.2 Worldox add-on Option (1 License) e-LAN	$ 220.00	$ 176.00	20.00%	$ 10.62	$ 8.17	$ 5.71	$ 4.50	$ 3.77
4224C017AA	Authorized Send v7.2 Bar Code Recognition add-on Option (1 License) e-LAN	$ 220.00	$ 176.00	20.00%	$ 10.62	$ 8.17	$ 5.71	$ 4.50	$ 3.77
4224C018AA	Authorized Send v7.2 Fax Server add-on Option (1 License) e-LAN	$ 220.00	$ 176.00	20.00%	$ 10.62	$ 8.17	$ 5.71	$ 4.50	$ 3.77
3575B504AA	MiCard PLUS SC	$ 210.00	$ 168.00	20.00%	$ 10.14	$ 7.80	$ 5.45	$ 4.29	$ 3.60
4164BT59AA	AA-PRINT MFP V1.5 G3	$ 720.00	$ 576.00	20.00%	$ 34.78	$ 26.73	$ 18.70	$ 14.72	$ 12.33
4848B120AA	MEAP Web Connection Kit V5.7	$ -	$ -	0.00%	$ -	$ -	$ -	$ -	$ -
6101AU76AA	ESP NEXT GEN PCS POWER FILTER (120V/15A) XG-PCS-15D	$ 221.00	$ 121.55	45.00%	$ 7.33	$ 5.64	$ 3.95	$ 3.11	$ 2.60
5007B009AA	Dealer supplied Hard Disk Drive Replacement Service- on demand (to be purchased any time)	$ 538.00	$ 350.00	34.94%	N/A	N/A	N/A	N/A	N/A
5007B010AA	Dealer supplied Hard Disk Drive Replacement Service- lease (to be purchased at the time of ordering new equipment)	$ 538.00	$ 350.00	34.94%	$ 21.12	$ 16.24	$ 11.36	$ 8.94	$ 7.49
6138B453AA	Dealer supplied Hard Disk Drive Erase Service- on demand (to be purchased any time)	$ 654.00	$ 425.00	35.02%	N/A	N/A	N/A	N/A	N/A
6138B454AA	Dealer supplied Hard Disk Drive Erase Service- lease (to be purchased at the time of ordering new equipment)	$ 654.00	$ 425.00	35.02%	$ 25.64	$ 19.72	$ 13.80	$ 10.86	$ 9.10
1008B001AA	Staple-P1	$ 68.00	$ 57.80	15.00%	N/A	N/A	N/A	N/A	N/A
	Toner								
2980C001AA	TONER T04 Black	$ 233.00	$ 198.05	15.00%	N/A	N/A	N/A	N/A	N/A
2979C001AA	TONER T04 Cyan	$ 383.00	$ 325.55	15.00%	N/A	N/A	N/A	N/A	N/A
2978C001AA	TONER T04 Magenta	$ 383.00	$ 325.55	15.00%	N/A	N/A	N/A	N/A	N/A
2977C001AA	TONER T04 Yellow	$ 383.00	$ 325.55	15.00%	N/A	N/A	N/A	N/A	N/A
	Service Plans imageRUNNER ADVANCE DX C477iF/iFZ								
	Color Zero Base - Includes OEM toner, parts, labor (no staples)		$ 0.0700						
	BW Zero Base - Includes OEM toner, parts, labor (no staples)		$ 0.0120						
	Color Zero Base - Parts and labor only (no supplies)		$ 0.0562						
	BW Zero Base - Parts and labor only (no supplies)		$ 0.0075						
	Flat Rate Fee - Parts and labor only (no supplies)		$ 205.00						
	Optional Service Plans Copies Included Pricing imageRUNNER ADVANCE DX C477iF/iFZ								
	Option #1 Included Number of Color Clicks per Month		1,750						
	Option #1 Included Number of BW Clicks per Month		3,250						
	Option #1 Monthly Base Charge - Includes OEM toner, parts, labor (no staples)		$ 156.27						
	Option #1 Overage Rate Color - Includes OEM toner, parts, labor (no staples)		$ 0.0686						
	Option #1 Overage Rate BW - Includes OEM toner, parts, labor (no staples)		$ 0.0118						

NASPO State: Florida

Item Code	Description	MSRP	Purchase Price	% off MSRP	Straight Lease Monthly Payments 18 Months	24 Months	36 Months	48 Months	60 Months
	Option #2 Included Number of Color Clicks per Month		2,625						
	Option #2 Included Number of BW Clicks per Month		4,875						
	Option #2 Monthly Base Charge - includes OEM toner, parts, labor (no staples)		$ 232.56						
	Option #2 Overage Rate Color - includes OEM toner, parts, labor (no staples)		$ 0.0672						
	Option #2 Overage Rate BW - includes OEM toner, parts, labor (no staples)		$ 0.0115						
	Option #3 Included Number of Color Clicks per Month		3,500						
	Option #3 Included Number of BW Clicks per Month		6,500						
	Option #3 Monthly Base Charge - includes OEM toner, parts, labor (no staples)		$ 303.62						
	Option #3 Overage Rate Color - includes OEM toner, parts, labor (no staples)		$ 0.0658						
	Option #3 Overage Rate BW - includes OEM toner, parts, labor (no staples)		$ 0.0113						
3857C002AA	imageRUNNER ADVANCE DX C3725i	$ 7,800.00	$ 2,652.00	66.00%	$ 160.02	$ 123.05	$ 86.11	$ 67.76	$ 56.78
3856C002AA	imageRUNNER ADVANCE DX C3730i	$ 11,000.00	$ 3,740.00	66.00%	$ 225.67	$ 173.54	$ 121.44	$ 95.56	$ 80.07
1537C002AA	Cassette Feeding Unit-AP1	$ 1,523.00	$ 837.65	45.00%	$ 50.54	$ 38.87	$ 27.20	$ 21.40	$ 17.93
2384C001AA	Cabinet Type-R	$ 137.00	$ 75.35	45.00%	$ 4.55	$ 3.50	$ 2.45	$ 1.93	$ 1.61
9611B001AA	Inner 2-way Tray-J1	$ 105.00	$ 57.75	45.00%	$ 3.48	$ 2.68	$ 1.88	$ 1.48	$ 1.24
1553C001AA	Inner Finisher-K1	$ 1,260.00	$ 693.00	45.00%	$ 41.82	$ 32.16	$ 22.50	$ 17.71	$ 14.84
1540C001AA	Staple Finisher-AA1	$ 2,835.00	$ 1,559.25	45.00%	$ 94.09	$ 72.35	$ 50.63	$ 39.84	$ 33.38
1541C001AA	Booklet Finisher-AA1	$ 4,200.00	$ 2,310.00	45.00%	$ 139.39	$ 107.18	$ 75.01	$ 59.02	$ 49.46
0126C001AA	2/3 Hole Punches Unit-A1	$ 893.00	$ 491.15	45.00%	$ 29.64	$ 22.79	$ 15.95	$ 12.55	$ 10.52
8815A003AA	Copy Tray-J2	$ 47.00	$ 25.85	45.00%	$ 1.56	$ 1.20	$ 0.84	$ 0.66	$ 0.55
0165C001AA	Utility Tray-B1	$ 63.00	$ 34.65	45.00%	$ 2.09	$ 1.61	$ 1.13	$ 0.89	$ 0.74
3818C002AA	Platen Cover-Y2	$ 105.00	$ 57.75	45.00%	$ 3.48	$ 2.68	$ 1.88	$ 1.48	$ 1.24
1260V426	USB Keyboard (Cherry)	$ 110.00	$ 71.50	35.00%	$ 4.31	$ 3.32	$ 2.32	$ 1.83	$ 1.53
3884B009AA	Copy Card Reader Attachment-B7	$ 84.00	$ 46.20	45.00%	$ 2.79	$ 2.14	$ 1.50	$ 1.18	$ 0.99
4784B001AA	Copy Card Reader-F1	$ 315.00	$ 173.25	45.00%	$ 10.45	$ 8.04	$ 5.63	$ 4.43	$ 3.71
4781B001AA	Canon Card Set-A1 (1-30)	$ 158.00	$ 86.90	45.00%	$ 5.24	$ 4.03	$ 2.82	$ 2.22	$ 1.86
4781B002AA	Canon Card Set-A2 (31-100)	$ 347.00	$ 190.85	45.00%	$ 11.52	$ 8.86	$ 6.20	$ 4.88	$ 4.09
4781B003AA	Canon Card Set-A3 (101-200)	$ 462.00	$ 254.10	45.00%	$ 15.33	$ 11.79	$ 8.25	$ 6.49	$ 5.44
4781B004AA	Canon Card Set-A4 (201-300)	$ 462.00	$ 254.10	45.00%	$ 15.33	$ 11.79	$ 8.25	$ 6.49	$ 5.44
4781B005AA	Canon Card Set-A5 (301-500)	$ 935.01	$ 514.25	45.00%	$ 31.03	$ 23.86	$ 16.70	$ 13.14	$ 11.01
4781B006AA	Canon Card Set-A6 (501-1000)	$ 2,352.00	$ 1,293.60	45.00%	$ 78.06	$ 60.02	$ 42.00	$ 33.05	$ 27.70
7518A004AA	Braille Label Kit-F1	$ 35.00	$ 22.75	35.00%	$ 1.37	$ 1.06	$ 0.74	$ 0.58	$ 0.49
1095B001AA	ADF Access Handle-A1	$ 146.00	$ 94.90	35.00%	$ 5.73	$ 4.40	$ 3.08	$ 2.42	$ 2.03
3726B001AA	Copy Control Interface Kit-A1	$ 53.00	$ 29.15	45.00%	$ 1.76	$ 1.35	$ 0.95	$ 0.74	$ 0.62
1348V957	Convenience Stapler-A1 (White)	$ 360.00	$ 198.00	45.00%	$ 11.96	$ 9.19	$ 6.43	$ 5.06	$ 4.24
2212V477	Universal Keyboard Stand-A1	$ 250.00	$ 162.50	35.00%	$ 9.81	$ 7.54	$ 5.28	$ 4.15	$ 3.48
2212V478	Card Reader Assembly for Universal Keyboard Stand	$ 60.00	$ 33.00	45.00%	$ 1.99	$ 1.53	$ 1.07	$ 0.84	$ 0.71
4087C001AA	Attachment Kit for Reader	$ 20.00	$ 11.00	45.00%	$ 0.66	$ 0.51	$ 0.36	$ 0.28	$ 0.24
3821V580	imageRUNNER ADVANCE DX Series Control Panel Protective Film (10 pack)	$ 99.00	$ 54.45	45.00%	$ 3.29	$ 2.53	$ 1.77	$ 1.39	$ 1.17
3821V581	imageRUNNER ADVANCE DX Series Control Panel Protective Film (100 pack)	$ 890.00	$ 489.50	45.00%	$ 29.54	$ 22.71	$ 15.89	$ 12.51	$ 10.48
4821B003AA	PCL International Font Set-A1	$ 473.00	$ 260.15	45.00%	$ 15.70	$ 12.07	$ 8.45	$ 6.65	$ 5.57
3999B004AA	Barcode Printing Kit-D1e	$ 840.00	$ 462.00	45.00%	$ 27.88	$ 21.44	$ 15.00	$ 11.80	$ 9.89
3284C001AA	Super G3 FAX Board-AZ1	$ 840.00	$ 462.00	45.00%	$ 27.88	$ 21.44	$ 15.00	$ 11.80	$ 9.89
1555C002AA	Super G3 2nd Line Fax Board-AU1	$ 525.00	$ 288.75	45.00%	$ 17.42	$ 13.40	$ 9.38	$ 7.38	$ 6.18
0170C004AA	IP FAX Expansion Kit-B1	$ 350.00	$ 192.50	45.00%	$ 11.62	$ 8.93	$ 6.25	$ 4.92	$ 4.12
3679B005AA	Remote Fax Kit-A1e	$ 420.00	$ 231.00	45.00%	$ 13.94	$ 10.72	$ 7.50	$ 5.90	$ 4.95
4164BV44AC	HDD Data Erase Scheduler V3.1.2	$ 350.00	$ 192.50	45.00%	$ 11.62	$ 8.93	$ 6.25	$ 4.92	$ 4.12
0178C001AA	2.5inch/1TB HDD-P1	$ 1,365.00	$ 750.75	45.00%	$ 45.30	$ 34.83	$ 24.38	$ 19.18	$ 16.07
4038C001AA	Numeric Keypad-A1	$ 180.00	$ 99.00	45.00%	$ 5.97	$ 4.59	$ 3.21	$ 2.53	$ 2.12
4040C001AA	IC Card Reader Box for Numeric Keypad-A1	$ 160.00	$ 88.00	45.00%	$ 5.31	$ 4.08	$ 2.86	$ 2.25	$ 1.88
0171C001AA	Voice Guidance Kit-G1	$ 840.00	$ 546.00	35.00%	$ 32.95	$ 25.33	$ 17.73	$ 13.95	$ 11.69
0172C002AA	Voice Operation Kit-D1	$ 1,890.00	$ 1,228.50	35.00%	$ 74.13	$ 57.00	$ 39.89	$ 31.39	$ 26.30
4041C001AA	Connection Kit-A2 for Bluetooth LE	$ 200.00	$ 110.00	45.00%	$ 6.64	$ 5.10	$ 3.57	$ 2.81	$ 2.36
4029C001AA	NFC KIT-E1	$ 200.00	$ 130.00	35.00%	$ 7.84	$ 6.03	$ 4.22	$ 3.32	$ 2.78
4224C062AA	Authorized Send V7.2 (1 License) e-LAN	$ 1,100.00	$ 880.00	20.00%	$ 53.10	$ 40.83	$ 28.57	$ 22.48	$ 18.84
4224C063AA	Authorized Send V7.2 (10 License) e-LAN	$ 10,500.00	$ 8,400.00	20.00%	$ 506.86	$ 389.76	$ 272.75	$ 214.62	$ 179.84
4224C064AA	Authorized Send V7.2 (100 License) e-LAN	$ 105,000.00	$ 84,000.00	20.00%	$ 5,068.56	$ 3,897.60	$ 2,727.48	$ 2,146.20	$ 1,798.44
4224C066AA	Authorized Send To Fax v7.2 (1 License) e-LAN	$ 390.00	$ 312.00	20.00%	$ 18.83	$ 14.48	$ 10.13	$ 7.97	$ 6.68
4224C015AA	Authorized Send v7.2 Add-on Option (1 License) e-LAN	$ 930.00	$ 744.00	20.00%	$ 44.89	$ 34.52	$ 24.16	$ 19.01	$ 15.93
4224C016AA	Authorized Send v7.2 Worldox add-on Option (1 License) e-LAN	$ 220.00	$ 176.00	20.00%	$ 10.62	$ 8.17	$ 5.71	$ 4.50	$ 3.77
4224C017AA	Authorized Send v7.2 Bar Code Recognition add-on Option (1 License) e-LAN	$ 220.00	$ 176.00	20.00%	$ 10.62	$ 8.17	$ 5.71	$ 4.50	$ 3.77
4224C018AA	Authorized Send v7.2 Fax Server add-on Option (1 License) e-LAN	$ 220.00	$ 176.00	20.00%	$ 10.62	$ 8.17	$ 5.71	$ 4.50	$ 3.77
4164BT58AA	AA-PRINT MFP V1.5 G3	$ 720.00	$ 576.00	20.00%	$ 34.76	$ 26.73	$ 18.70	$ 14.72	$ 12.33
4848B120AA	MEAP Web Connection Kit V5.7	$ -	$ -	0.00%	$ -	$ -	$ -	$ -	$ -
4164BM80AB	Direct Print and Scan for Mobile V2.3.2 1L	$ 100.00	$ 80.00	20.00%	$ 4.83	$ 3.71	$ 2.60	$ 2.04	$ 1.71
4223C001AA	Object Generator (for AS400 printing) License with 3 year Maintenance	$ 6,000.00	$ 4,800.00	20.00%	$ 289.63	$ 222.72	$ 155.86	$ 122.64	$ 102.77
4223C002AA	Object Generator Additional 1 year Maintenance	$ 1,000.00	$ 800.00	20.00%	$ 48.27	$ 37.12	$ 25.98	$ 20.44	$ 17.13
6101AU76AA	ESP NEXT GEN PCS POWER FILTER (120V/15A) XG-PCS-15D	$ 221.00	$ 121.55	45.00%	$ 7.33	$ 5.64	$ 3.95	$ 3.11	$ 2.60
5007B009AA	Dealer supplied Hard Disk Drive Replacement Service- on demand (to be purchased any time)	$ 538.00	$ 350.00	34.94%	N/A	N/A	N/A	N/A	N/A
5007B010AA	Dealer supplied Hard Disk Drive Replacement Service- lease (to be purchased at the time of ordering new equipment)	$ 538.00	$ 350.00	34.94%	$ 21.12	$ 16.24	$ 11.36	$ 8.94	$ 7.49
6138B453AA	Dealer supplied Hard Disk Drive Erase Service- on demand (to be purchased any time)	$ 654.00	$ 425.00	35.02%	N/A	N/A	N/A	N/A	N/A
6138B454AA	Dealer supplied Hard Disk Drive Erase Service- lease (to be purchased at the time of ordering new equipment)	$ 654.00	$ 425.00	35.02%	$ 25.64	$ 19.72	$ 13.80	$ 10.86	$ 9.10
1008B001AA	Staple-P1	$ 68.00	$ 57.80	15.00%	N/A	N/A	N/A	N/A	N/A
0148C001AA	Staple Cartridge-Y1	$ 41.00	$ 34.85	15.00%	N/A	N/A	N/A	N/A	N/A
	Toner								
8524B003BA	GPR-53 Black Toner	$ 83.81	$ 71.24	15.00%	N/A	N/A	N/A	N/A	N/A
8525B003AB	GPR-53 Cyan Toner	$ 133.29	$ 113.29	15.00%	N/A	N/A	N/A	N/A	N/A
8526B003AB	GPR-53 Magenta Toner	$ 133.29	$ 113.29	15.00%	N/A	N/A	N/A	N/A	N/A
8527B003AB	GPR-53 Yellow Toner	$ 133.29	$ 113.29	15.00%	N/A	N/A	N/A	N/A	N/A
1391C003AB	GPR-53L Cyan Toner (8.5K impressions @ 5% coverage)	$ 83.33	$ 70.83	15.00%	N/A	N/A	N/A	N/A	N/A
1392C003AB	GPR-53L Magenta Toner (8.5K impressions @ 5% coverage)	$ 83.33	$ 70.83	15.00%	N/A	N/A	N/A	N/A	N/A
1393C003AB	GPR-53L Yellow Toner (8.5K impressions @ 5% coverage)	$ 83.33	$ 70.83	15.00%	N/A	N/A	N/A	N/A	N/A
	Service Plans imageRUNNER ADVANCE DX C3725i								
	Color Zero Base - includes OEM toner, parts, labor (no staples)		$ 0.0650						
	BW Zero Base - Includes OEM toner, parts, labor (no staples)		$ 0.0106						
	Color Zero Base - Parts and labor only (no supplies)		$ 0.0573						
	BW Zero Base - Parts and labor only (no supplies)		$ 0.0089						
	Color Zero Base - 11 x 17" impressions (counts as 2 clicks) Includes OEM toner, parts, labor (no staples)		$ 0.0618						
	BW Zero Base - 11 x 17" impressions (counts as 2 clicks) Includes OEM toner, parts, labor (no staples)		$ 0.0101						
	Flat Rate Fee - Parts and labor only (no supplies)		$ 192.00						
	Optional Service Plans Copies Included Pricing imageRUNNER ADVANCE DX C3725i								
	Option #1 Included Number of Color Clicks per Month		1,100						
	Option #1 Included Number of BW Clicks per Month		2,500						
	Option #1 Monthly Base Charge - includes OEM toner, parts, labor (no staples)		$ 96.07						
	Option #1 Overage Rate Color - includes OEM toner, parts, labor (no staples)		$ 0.0637						
	Option #1 Overage Rate BW - includes OEM toner, parts, labor (no staples)		$ 0.0104						
	Option #2 Included Number of Color Clicks per Month		1,500						
	Option #2 Included Number of BW Clicks per Month		3,500						
	Option #2 Monthly Base Charge - includes OEM toner, parts, labor (no staples)		$ 129.30						
	Option #2 Overage Rate Color - includes OEM toner, parts, labor (no staples)		$ 0.0624						
	Option #2 Overage Rate BW - Includes OEM toner, parts, labor (no staples)		$ 0.0102						
	Option #3 Included Number of Color Clicks per Month		2,000						
	Option #3 Included Number of BW Clicks per Month		5,000						
	Option #3 Monthly Base Charge - includes OEM toner, parts, labor (no staples)		$ 172.26						
	Option #3 Overage Rate Color - includes OEM toner, parts, labor (no staples)		$ 0.0611						
	Option #3 Overage Rate BW - includes OEM toner, parts, labor (no staples)		$ 0.0100						
	Service Plans imageRUNNER ADVANCE DX C3730i								
	Color Zero Base - Includes OEM toner, parts, labor (no staples)		$ 0.0650						
	BW Zero Base - Includes OEM toner, parts, labor (no staples)		$ 0.0106						
	Color Zero Base - Parts and labor only (no supplies)		$ 0.0562						
	BW Zero Base - Parts and labor only (no supplies)		$ 0.0089						
	Color Zero Base - 11 x 17" impressions (counts as 2 clicks) Includes OEM toner, parts, labor (no staples)		$ 0.0618						
	BW Zero Base - 11 x 17" impressions (counts as 2 clicks) Includes OEM toner, parts, labor (no staples)		$ 0.0101						
	Flat Rate Fee - Parts and labor only (no supplies)		$ 186.00						
	Optional Service Plans Copies Included Pricing imageRUNNER ADVANCE DX C3730i								

NASPO State: Florida

Item Code	Description	MSRP	Purchase Price	% off MSRP	Straight Lease Monthly Payments				
					18 Months	24 Months	36 Months	48 Months	60 Months
	Option #1 Includes Number of Color Clicks per Month		1,300						
	Option #1 Included Number of BW Clicks per Month		3,000						
	Option #1 Monthly Base Charge - Includes OEM toner, parts, labor (no staples)		$ 114.01						
	Option #1 Overage Rate Color - Includes OEM toner, parts, labor (no staples)		$ 0.0637						
	Option #1 Overage Rate BW - Includes OEM toner, parts, labor (no staples)		$ 0.0104						
	Option #2 Included Number of Color Clicks per Month		1,700						
	Option #2 Included Number of BW Clicks per Month		4,000						
	Option #2 Monthly Base Charge - Includes OEM toner, parts, labor (no staples)		$ 146.88						
	Option #2 Overage Rate Color - Includes OEM toner, parts, labor (no staples)		$ 0.0624						
	Option #2 Overage Rate BW - Includes OEM toner, parts, labor (no staples)		$ 0.0102						
	Option #3 Included Number of Color Clicks per Month		2,500						
	Option #3 Included Number of BW Clicks per Month		5,600						
	Option #3 Monthly Base Charge - Includes OEM toner, parts, labor (no staples)		$ 208.75						
	Option #3 Overage Rate Color - Includes OEM toner, parts, labor (no staples)		$ 0.0611						
	Option #3 Overage Rate BW - Includes OEM toner, parts, labor (no staples)		$ 0.0100						
4303C002AA	imageRUNNER ADVANCE DX C5735i	$ 15,000.00	$ 5,400.00	64.00%	$ 325.84	$ 250.56	$ 175.34	$ 137.97	$ 115.61
4302C002AA	imageRUNNER ADVANCE DX C5740i	$ 17,000.00	$ 6,120.00	64.00%	$ 369.28	$ 283.97	$ 198.72	$ 156.37	$ 131.03
4301C002AA	imageRUNNER ADVANCE DX C5750i	$ 20,000.00	$ 6,400.00	68.00%	$ 386.18	$ 296.96	$ 207.81	$ 163.52	$ 137.02
4300C002AA	imageRUNNER ADVANCE DX C5760i	$ 23,000.00	$ 7,360.00	68.00%	$ 444.10	$ 341.50	$ 238.98	$ 188.05	$ 157.58
0613C002AA	High Capacity Cassette Feeding Unit-A1	$ 1,900.00	$ 1,045.00	45.00%	$ 63.06	$ 48.49	$ 33.93	$ 26.70	$ 22.37
0609C002CA	Cassette Feeding Unit-AM1	$ 1,523.00	$ 837.65	45.00%	$ 50.54	$ 38.87	$ 27.20	$ 21.40	$ 17.93
1770C001AB	Cabinet Type-N	$ 300.00	$ 165.00	45.00%	$ 9.96	$ 7.66	$ 5.36	$ 4.22	$ 3.53
0607C002AA	Paper Deck Unit-F1	$ 2,205.00	$ 1,212.75	45.00%	$ 73.18	$ 56.27	$ 39.38	$ 30.99	$ 25.96
3611B001AA	Inner 2-way Tray-U1	$ 105.00	$ 57.75	45.00%	$ 3.48	$ 2.68	$ 1.88	$ 1.48	$ 1.24
0615C002BA	Inner Finisher-H1	$ 1,260.00	$ 693.00	45.00%	$ 41.82	$ 32.16	$ 22.50	$ 17.71	$ 14.84
0618C002AA	Inner 2/3 Hole Punch Unit-B1	$ 710.00	$ 390.50	45.00%	$ 23.56	$ 18.12	$ 12.68	$ 9.98	$ 8.36
0612C002AA	Staple Finisher-Y1	$ 2,555.00	$ 1,405.25	45.00%	$ 84.79	$ 65.20	$ 45.63	$ 35.90	$ 30.09
0614C002AA	Booklet Finisher-Y1	$ 3,920.00	$ 2,156.00	45.00%	$ 130.09	$ 100.04	$ 70.01	$ 55.09	$ 46.16
0616C002AA	Buffer Pass Unit-L1	$ 280.00	$ 154.00	45.00%	$ 9.29	$ 7.15	$ 5.00	$ 3.93	$ 3.30
0126C001AA	2/3 Hole Punch Unit-A1	$ 893.00	$ 491.15	45.00%	$ 29.64	$ 22.79	$ 15.95	$ 12.55	$ 10.52
8930B001AA	TAB ATTACHMENT-F1	$ 80.00	$ 44.00	45.00%	$ 2.65	$ 2.04	$ 1.43	$ 1.12	$ 0.94
8815A003AA	Copy Tray-J2	$ 47.00	$ 25.85	45.00%	$ 1.56	$ 1.20	$ 0.84	$ 0.66	$ 0.55
0165C001AA	Utility Tray-B1	$ 63.00	$ 34.65	45.00%	$ 2.09	$ 1.61	$ 1.13	$ 0.89	$ 0.74
3818C002AA	Platen Cover-Y2	$ 105.00	$ 57.75	45.00%	$ 3.48	$ 2.68	$ 1.88	$ 1.48	$ 1.24
1266V426	USB Keyboard (Cherry)	$ 110.00	$ 71.50	35.00%	$ 4.31	$ 3.32	$ 2.32	$ 1.83	$ 1.53
3684B009AA	Copy Card Reader Attachment-B7	$ 84.00	$ 46.20	45.00%	$ 2.79	$ 2.14	$ 1.50	$ 1.18	$ 0.99
4784B001AA	Copy Card Reader-F1	$ 315.00	$ 173.25	45.00%	$ 10.45	$ 8.04	$ 5.63	$ 4.43	$ 3.71
4781B001AA	Canon Card Set-A1 (1-30)	$ 158.00	$ 86.90	45.00%	$ 5.24	$ 4.03	$ 2.82	$ 2.22	$ 1.86
4781B002AA	Canon Card Set-A2 (31-100)	$ 347.00	$ 190.85	45.00%	$ 11.52	$ 8.86	$ 6.20	$ 4.88	$ 4.09
4781B003AA	Canon Card Set-A3 (101-200)	$ 462.00	$ 254.10	45.00%	$ 15.33	$ 11.79	$ 8.25	$ 6.49	$ 5.44
4781B004AA	Canon Card Set-A4 (201-300)	$ 462.00	$ 254.10	45.00%	$ 15.33	$ 11.79	$ 8.25	$ 6.49	$ 5.44
4781B005AA	Canon Card Set-A5 (301-500)	$ 935.00	$ 514.25	45.00%	$ 31.03	$ 23.86	$ 16.70	$ 13.14	$ 11.01
4781B006AA	Canon Card Set-A6 (501-1000)	$ 2,352.00	$ 1,293.60	45.00%	$ 78.06	$ 60.02	$ 42.00	$ 33.05	$ 27.70
7518A004AA	Braille Label Kit-F1	$ 35.00	$ 22.75	35.00%	$ 1.37	$ 1.06	$ 0.74	$ 0.58	$ 0.49
1095B001AA	ADF Access Handle-A1	$ 146.00	$ 94.90	35.00%	$ 5.73	$ 4.40	$ 3.08	$ 2.42	$ 2.03
3728B001AA	Copy Control Interface Kit-A1	$ 53.00	$ 29.15	45.00%	$ 1.76	$ 1.35	$ 0.95	$ 0.74	$ 0.62
1348V957	Convenience Stapler-A1 (White)	$ 360.00	$ 198.00	45.00%	$ 11.95	$ 9.19	$ 6.43	$ 5.06	$ 4.24
2212V477	Universal Keyboard Stand-A1	$ 250.00	$ 162.50	35.00%	$ 9.81	$ 7.54	$ 5.28	$ 4.15	$ 3.48
2212V478	Card Reader Assembly for Universal Keyboard Stand	$ 60.00	$ 33.00	45.00%	$ 1.99	$ 1.53	$ 1.07	$ 0.84	$ 0.71
4067C002AA	Attachment kit for Reader	$ 20.00	$ 11.00	45.00%	$ 0.66	$ 0.51	$ 0.36	$ 0.28	$ 0.24
3821V580	imageRUNNER ADVANCE DX Series Control Panel Protective Film (10 pack)	$ 99.00	$ 54.45	45.00%	$ 3.28	$ 2.53	$ 1.77	$ 1.39	$ 1.17
3821V581	imageRUNNER ADVANCE DX Series Control Panel Protective Film (100 pack)	$ 890.00	$ 489.50	45.00%	$ 29.54	$ 22.71	$ 15.89	$ 12.51	$ 10.48
4821B003AA	PCL International Font Set-A1	$ 473.00	$ 260.15	45.00%	$ 15.70	$ 12.07	$ 8.45	$ 6.65	$ 5.57
3999B004AA	Barcode Printing Kit-D1	$ 840.00	$ 462.00	45.00%	$ 27.88	$ 21.44	$ 15.00	$ 11.80	$ 9.89
0168C007CA	Super G3 FAX Board-AS2	$ 840.00	$ 462.00	45.00%	$ 27.88	$ 21.44	$ 15.00	$ 11.80	$ 9.89
0167C007AA	Super G3 2nd Line Fax Board-AS2	$ 525.00	$ 288.75	45.00%	$ 17.42	$ 13.40	$ 9.38	$ 7.38	$ 6.18
0168C004AA	Super G3 3rd/4th Line Fax Board-AS2	$ 1,050.00	$ 577.50	45.00%	$ 34.85	$ 26.80	$ 18.75	$ 14.76	$ 12.36
0170C004AA	IP FAX Expansion Kit-B1	$ 350.00	$ 192.50	45.00%	$ 11.62	$ 8.93	$ 6.25	$ 4.92	$ 4.12
3679B005AA	Remote Fax Kit-A1	$ 420.00	$ 231.00	45.00%	$ 13.94	$ 10.72	$ 7.50	$ 5.90	$ 4.95
0180C001AA	HDD Mirroring Kit-J1	$ 525.00	$ 288.75	45.00%	$ 17.42	$ 13.40	$ 9.38	$ 7.38	$ 6.18
4164BV44AC	HDD Data Erase Scheduler V3.1.3	$ 350.00	$ 192.50	45.00%	$ 11.62	$ 8.93	$ 6.25	$ 4.92	$ 4.12
0177C001BA	2.5inch/250GB HDD-N1	$ 368.00	$ 202.40	45.00%	$ 12.21	$ 9.39	$ 6.57	$ 5.17	$ 4.33
0178C001AA	2.5inch/1TB HDD-P1	$ 1,365.00	$ 750.75	45.00%	$ 45.30	$ 34.83	$ 24.38	$ 19.18	$ 16.07
4036C001AA	Numeric Keypad-A1	$ 180.00	$ 99.00	45.00%	$ 5.97	$ 4.59	$ 3.21	$ 2.53	$ 2.12
4040C001AA	IC Card Reader Bar for Numeric Keypad-A1	$ 160.00	$ 88.00	45.00%	$ 5.31	$ 4.08	$ 2.86	$ 2.25	$ 1.88
0171C001AA	Voice Guidance Kit-G1	$ 840.00	$ 546.00	35.00%	$ 32.95	$ 25.33	$ 17.73	$ 13.95	$ 11.69
0172C002AA	Voice Operation Kit-D1	$ 1,890.00	$ 1,228.50	35.00%	$ 74.13	$ 57.00	$ 39.89	$ 31.39	$ 26.30
4041C001AA	Connection Kit-A2 for Bluetooth LE	$ 200.00	$ 110.00	45.00%	$ 6.64	$ 5.10	$ 3.57	$ 2.81	$ 2.36
4029C001AA	NFC KIT-E1	$ 200.00	$ 130.00	35.00%	$ 7.84	$ 6.03	$ 4.22	$ 3.32	$ 2.78
4309C001AA	ImagePASS-P2 V1.1	$ 4,950.00	$ 2,722.50	45.00%	$ 164.28	$ 126.32	$ 88.40	$ 69.56	$ 58.29
0129B006AA	Hot Folders License	$ 980.00	$ 784.00	20.00%	$ 47.31	$ 36.38	$ 25.46	$ 20.03	$ 16.79
7752A029AA	Productivity Package Web Activate	$ 8,000.00	$ 6,400.00	20.00%	$ 386.18	$ 296.96	$ 207.81	$ 163.52	$ 137.02
2351B008AA	Fiery Compose	$ 1,100.00	$ 880.00	20.00%	$ 53.10	$ 40.83	$ 28.57	$ 22.48	$ 18.84
6596A047AA	Fiery Impose	$ 2,450.00	$ 1,960.00	20.00%	$ 118.27	$ 90.94	$ 63.64	$ 50.08	$ 41.96
6596A048AA	Fiery Impose and Compose	$ 3,000.00	$ 2,400.00	20.00%	$ 144.82	$ 111.36	$ 77.93	$ 61.32	$ 51.38
8002A004AB	X-Rite i1	$ 1,300.00	$ 715.00	45.00%	$ 43.14	$ 33.18	$ 23.22	$ 18.27	$ 15.31
3077B130AA	Fiery Color Profiler Suite	$ 2,300.00	$ 1,840.00	20.00%	$ 111.03	$ 85.38	$ 59.74	$ 47.01	$ 39.39
3077B131AA	Fiery Color Profiler Suite Annual Maintenance	$ 400.00	$ 320.00	20.00%	$ 19.31	$ 14.85	$ 10.39	$ 8.18	$ 6.85
4140B784AA	imageRUNNER ADVANCE Desktop V4.3 1L with 3 yrs Software Maintenance	$ 340.00	$ 272.00	20.00%	$ 16.41	$ 12.62	$ 8.83	$ 6.95	$ 5.82
4140B785AA	imageRUNNER ADVANCE Desktop V4.3 5L with 3 yrs Software Maintenance	$ 1,400.00	$ 1,120.00	20.00%	$ 67.58	$ 51.97	$ 36.37	$ 28.62	$ 23.98
4140B786AA	imageRUNNER ADVANCE Desktop V4.3 20L with 3 yrs Software Maintenance	$ 4,000.00	$ 3,200.00	20.00%	$ 193.09	$ 148.48	$ 103.90	$ 81.76	$ 68.51
4184B480AB	Direct Print and Scan for Mobile V2.3.2 1L	$ 188.00	$ 80.00	20.00%	$ 4.83	$ 3.71	$ 2.60	$ 2.04	$ 1.71
4140B775AA	imageRUNNER ADVANCE Desktop V4 1L 1 year Software Maintenance Extension	$ 60.00	$ 48.00	20.00%	$ 2.90	$ 2.23	$ 1.56	$ 1.23	$ 1.03
4140B776AA	imageRUNNER ADVANCE Desktop V4 5L 1 year Software Maintenance Extension	$ 200.00	$ 160.00	20.00%	$ 9.65	$ 7.42	$ 5.20	$ 4.09	$ 3.43
4140B777AA	imageRUNNER ADVANCE Desktop V4 10L 1 year Software Maintenance Extension	$ 350.00	$ 280.00	20.00%	$ 16.80	$ 12.99	$ 9.09	$ 7.15	$ 5.99
4140B778AA	imageRUNNER ADVANCE Desktop V4 20L 1 year Software Maintenance Extension	$ 500.00	$ 400.00	20.00%	$ 24.14	$ 18.58	$ 12.99	$ 10.22	$ 8.56
4140B779AA	imageRUNNER ADVANCE Desktop V4 50L 1 year Software Maintenance Extension	$ 1,200.00	$ 960.00	20.00%	$ 57.93	$ 44.54	$ 31.17	$ 24.53	$ 20.55
4224C002AA	Authorized Send V7.2 (1 License) e-LAN	$ 1,100.00	$ 880.00	20.00%	$ 53.10	$ 40.83	$ 28.57	$ 22.48	$ 18.84
4224C063AA	Authorized Send V7.2 (10 License) e-LAN	$ 10,500.00	$ 8,400.00	20.00%	$ 506.86	$ 389.76	$ 272.75	$ 214.62	$ 179.84
4224C064AA	Authorized Send V7.2 (100 License) e-LAN	$ 105,000.00	$ 84,000.00	20.00%	$ 5,068.56	$ 3,897.60	$ 2,727.48	$ 2,146.20	$ 1,798.44
4224C066AA	Authorized Send To Fax v7.2 (1 License) e-LAN	$ 390.00	$ 312.00	20.00%	$ 18.83	$ 14.48	$ 10.13	$ 7.97	$ 6.68
4224C015AA	Authorized Send v7.2 Add-on Option (1 License) e-LAN	$ 930.00	$ 744.00	20.00%	$ 44.89	$ 34.52	$ 24.16	$ 19.01	$ 15.93
4224C016AA	Authorized Send v7.2 Worldox add-on Option (1 License) e-LAN	$ 220.00	$ 176.00	20.00%	$ 10.62	$ 8.17	$ 5.71	$ 4.50	$ 3.77
4224C017AA	Authorized Send v7.2 Bar Code Recognition add-on Option (1 License) e-LAN	$ 220.00	$ 176.00	20.00%	$ 10.62	$ 8.17	$ 5.71	$ 4.50	$ 3.77
4224C018AA	Authorized Send v7.2 Fax Server add-on Option (1 License) e-LAN	$ 220.00	$ 176.00	20.00%	$ 10.62	$ 8.17	$ 5.71	$ 4.50	$ 3.77
4164B756AA	AA-PRINT MFP V1.5 G3	$ 720.00	$ 576.00	20.00%	$ 34.78	$ 26.73	$ 18.70	$ 14.72	$ 12.33
4223C001AA	Object Generator (for AS400 printing) License with 3 year Maintenance	$ 6,000.00	$ 4,800.00	20.00%	$ 289.63	$ 222.72	$ 155.86	$ 122.64	$ 102.77
4223C002AA	Object Generator Additional 1 year Maintenance	$ 1,000.00	$ 800.00	20.00%	$ 48.27	$ 37.12	$ 25.98	$ 20.44	$ 17.13
5101AU76AA	ESP NEXT GEN PCS POWER FILTER (120V/15A) XG-PCS-15D	$ 221.00	$ 121.55	45.00%	$ 7.33	$ 5.64	$ 3.95	$ 3.11	$ 2.60
5101AU77AA	ESP NEXT GEN PCS POWER FILTER (120V/20A) XG-PCS-20D	$ 227.75	$ 125.24	45.00%	$ 7.56	$ 5.81	$ 4.07	$ 3.20	$ 2.68
5101AU83AA	ESP STEP-DOWN TRANSFORMER (208V/60 HZ) SDT208-120/16-28	$ 948.69	$ 521.78	45.00%	$ 31.48	$ 24.21	$ 16.94	$ 13.33	$ 11.17
5101AU84AA	DIGITAL QC 208/15 NETWORK CONVERTIBLE POWER FILTER	$ 305.00	$ 167.75	45.00%	$ 10.12	$ 7.78	$ 5.45	$ 4.29	$ 3.59
5101AU85AA	DIGITAL QC 208/20 Network Convertible Power Filter	$ 305.00	$ 167.75	45.00%	$ 10.12	$ 7.78	$ 5.45	$ 4.29	$ 3.59
5007B009AA	Dealer supplied Hard Disk Drive Replacement Service- on demand (to be purchased any time)	$ 538.00	$ 350.00	34.94%	N/A	N/A	N/A	N/A	N/A
5007B010AA	Dealer supplied Hard Disk Drive Replacement Service- lease (to be purchased at the time of ordering new equipment)	$ 538.00	$ 350.00	34.94%	$ 21.12	$ 16.24	$ 11.36	$ 8.94	$ 7.49
6138B453AA	Dealer supplied Hard Disk Drive Erase Service- on demand (to be purchased any time)	$ 654.00	$ 425.00	35.02%	N/A	N/A	N/A	N/A	N/A
6138B454AA	Dealer supplied Hard Disk Drive Erase Service- lease (to be purchased at the time of ordering new equipment)	$ 654.00	$ 425.00	35.02%	$ 25.64	$ 19.72	$ 13.80	$ 10.86	$ 9.10
1008B001AA	Staple-P1	$ 66.00	$ 57.80	15.00%	N/A	N/A	N/A	N/A	N/A
0148C001AA	Staple Cartridge-Y1	$ 41.00	$ 34.85	15.00%	N/A	N/A	N/A	N/A	N/A
	Toner								
0481C003BA	GPR-55 TONER BK	$ 161.50	$ 137.28	15.00%	N/A	N/A	N/A	N/A	N/A
0482C003AB	GPR-55 TONER C	$ 302.83	$ 257.41	15.00%	N/A	N/A	N/A	N/A	N/A
0483C003AB	GPR-55 TONER M	$ 302.83	$ 257.41	15.00%	N/A	N/A	N/A	N/A	N/A
0484C003AB	GPR-55 TONER Y	$ 302.83	$ 257.41	15.00%	N/A	N/A	N/A	N/A	N/A
	Service Plans-imageRUNNER ADVANCE DX C5735i								
	Color Zero Base - Includes OEM toner, parts, labor (no staples)		$ 0.0580						
	BW Zero Base - Includes OEM toner, parts, labor (no staples)		$ 0.0074						
	Color Zero Base - Parts and labor only (no supplies)		$ 0.0455						
	BW Zero Base - Parts and labor only (no supplies)		$ 0.0057						
	Color Zero Base - 11 x 17" impressions (counts as 2 clicks) Includes OEM toner, parts, labor (no staples)		$ 0.0551						
	BW Zero Base - 11 x 17" impressions (counts as 2 clicks) Includes OEM toner, parts, labor (no staples)		$ 0.0070						

NASPO State: Florida

Item Code	Description	MSRP	Purchase Price	% off MSRP	Straight Lease Monthly Payments				
					18 Months	24 Months	36 Months	48 Months	60 Months
	Flat Rate Fee - Parts and labor only (no supplies)		$ 204.00						
	Optional Service Plans Copies Included Pricing imageRUNNER ADVANCE DX C5735i								
	Option #1 Included Number of Color Clicks per Month		1,700						
	Option #1 Included Number of BW Clicks per Month		3,100						
	Option #1 Monthly Base Charge - includes OEM toner, parts, labor (no staples)		$ 119.19						
	Option #1 Overage Rate Color - includes OEM toner, parts, labor (no staples)		$ 0.0568						
	Option #1 Overage Rate BW - includes OEM toner, parts, labor (no staples)		$ 0.0073						
	Option #2 Included Number of Color Clicks per Month		2,300						
	Option #2 Included Number of BW Clicks per Month		4,300						
	Option #2 Monthly Base Charge - includes OEM toner, parts, labor (no staples)		$ 158.64						
	Option #2 Overage Rate Color - includes OEM toner, parts, labor (no staples)		$ 0.0557						
	Option #2 Overage Rate BW - includes OEM toner, parts, labor (no staples)		$ 0.0071						
	Option #3 Included Number of Color Clicks per Month		3,200						
	Option #3 Included Number of BW Clicks per Month		6,000						
	Option #3 Monthly Base Charge - includes OEM toner, parts, labor (no staples)		$ 216.40						
	Option #3 Overage Rate Color - includes OEM toner, parts, labor (no staples)		$ 0.0545						
	Option #3 Overage Rate BW - includes OEM toner, parts, labor (no staples)		$ 0.0070						
	Service Plans imageRUNNER ADVANCE DX C5740i								
	Color Zero Base - Includes OEM toner, parts, labor (no staples)		$ 0.0580						
	BW Zero Base - Includes OEM toner, parts, labor (no staples)		$ 0.0074						
	Color Zero Base - Parts and labor only (no supplies)		$ 0.0455						
	BW Zero Base - Parts and labor only (no supplies)		$ 0.0057						
	Color Zero Base - 11 x 17" impressions (counts as 2 clicks) Includes OEM toner, parts, labor (no staples)		$ 0.0551						
	BW Zero Base - 11 x 17" impressions (counts as 2 clicks) Includes OEM toner, parts, labor (no staples)		$ 0.0070						
	Flat Rate Fee - Parts and labor only (no supplies)		$ 222.00						
	Optional Service Plans Copies Included Pricing imageRUNNER ADVANCE DX C5740i								
	Option #1 Included Number of Color Clicks per Month		2,100						
	Option #1 Included Number of BW Clicks per Month		3,900						
	Option #1 Monthly Base Charge - includes OEM toner, parts, labor (no staples)		$ 147.75						
	Option #1 Overage Rate Color - includes OEM toner, parts, labor (no staples)		$ 0.0568						
	Option #1 Overage Rate BW - includes OEM toner, parts, labor (no staples)		$ 0.0073						
	Option #2 Included Number of Color Clicks per Month		2,900						
	Option #2 Included Number of BW Clicks per Month		5,300						
	Option #2 Monthly Base Charge - includes OEM toner, parts, labor (no staples)		$ 199.16						
	Option #2 Overage Rate Color - includes OEM toner, parts, labor (no staples)		$ 0.0557						
	Option #2 Overage Rate BW - includes OEM toner, parts, labor (no staples)		$ 0.0071						
	Option #3 Included Number of Color Clicks per Month		4,000						
	Option #3 Included Number of BW Clicks per Month		7,500						
	Option #3 Monthly Base Charge - includes OEM toner, parts, labor (no staples)		$ 270.50						
	Option #3 Overage Rate Color - includes OEM toner, parts, labor (no staples)		$ 0.0545						
	Option #3 Overage Rate BW - includes OEM toner, parts, labor (no staples)		$ 0.0070						
	Service Plans imageRUNNER ADVANCE DX C5750i								
	Color Zero Base - Includes OEM toner, parts, labor (no staples)		$ 0.0500						
	BW Zero Base - Includes OEM toner, parts, labor (no staples)		$ 0.0074						
	Color Zero Base - Parts and labor only (no supplies)		$ 0.0375						
	BW Zero Base - Parts and labor only (no supplies)		$ 0.0057						
	Color Zero Base - 11 x 17" impressions (counts as 2 clicks) Includes OEM toner, parts, labor (no staples)		$ 0.0475						
	BW Zero Base - 11 x 17" impressions (counts as 2 clicks) Includes OEM toner, parts, labor (no staples)		$ 0.0070						
	Flat Rate Fee - Parts and labor only (no supplies)		$ 276.00						
	Optional Service Plans Copies Included Pricing imageRUNNER ADVANCE DX C5750i								
	Option #1 Included Number of Color Clicks per Month		3,600						
	Option #1 Included Number of BW Clicks per Month		5,400						
	Option #1 Monthly Base Charge - includes OEM toner, parts, labor (no staples)		$ 215.82						
	Option #1 Overage Rate Color - includes OEM toner, parts, labor (no staples)		$ 0.0490						
	Option #1 Overage Rate BW - includes OEM toner, parts, labor (no staples)		$ 0.0073						
	Option #2 Included Number of Color Clicks per Month		5,000						
	Option #2 Included Number of BW Clicks per Month		7,400						
	Option #2 Monthly Base Charge - includes OEM toner, parts, labor (no staples)		$ 292.54						
	Option #2 Overage Rate Color - includes OEM toner, parts, labor (no staples)		$ 0.0480						
	Option #2 Overage Rate BW - includes OEM toner, parts, labor (no staples)		$ 0.0071						
	Option #3 Included Number of Color Clicks per Month		7,000						
	Option #3 Included Number of BW Clicks per Month		10,000						
	Option #3 Monthly Base Charge - includes OEM toner, parts, labor (no staples)		$ 399.00						
	Option #3 Overage Rate Color - includes OEM toner, parts, labor (no staples)		$ 0.0470						
	Option #3 Overage Rate BW - includes OEM toner, parts, labor (no staples)		$ 0.0070						
	Service Plans imageRUNNER ADVANCE DX C5760i								
	Color Zero Base - Includes OEM toner, parts, labor (no staples)		$ 0.0500						
	BW Zero Base - Includes OEM toner, parts, labor (no staples)		$ 0.0074						
	Color Zero Base - Parts and labor only (no supplies)		$ 0.0375						
	BW Zero Base - Parts and labor only (no supplies)		$ 0.0057						
	Color Zero Base - 11 x 17" impressions (counts as 2 clicks) Includes OEM toner, parts, labor (no staples)		$ 0.0475						
	BW Zero Base - 11 x 17" impressions (counts as 2 clicks) Includes OEM toner, parts, labor (no staples)		$ 0.0070						
	Flat Rate Fee - Parts and labor only (no supplies)		$ 342.00						
	Optional Service Plans Copies Included Pricing imageRUNNER ADVANCE DX C5760i								
	Option #1 Included Number of Color Clicks per Month		3,800						
	Option #1 Included Number of BW Clicks per Month		6,300						
	Option #1 Monthly Base Charge - includes OEM toner, parts, labor (no staples)		$ 232.19						
	Option #1 Overage Rate Color - includes OEM toner, parts, labor (no staples)		$ 0.0490						
	Option #1 Overage Rate BW - includes OEM toner, parts, labor (no staples)		$ 0.0073						
	Option #2 Included Number of Color Clicks per Month		5,300						
	Option #2 Included Number of BW Clicks per Month		8,600						
	Option #2 Monthly Base Charge - includes OEM toner, parts, labor (no staples)		$ 315.46						
	Option #2 Overage Rate Color - includes OEM toner, parts, labor (no staples)		$ 0.0480						
	Option #2 Overage Rate BW - includes OEM toner, parts, labor (no staples)		$ 0.0071						
	Option #3 Included Number of Color Clicks per Month		7,400						
	Option #3 Included Number of BW Clicks per Month		12,000						
	Option #3 Monthly Base Charge - includes OEM toner, parts, labor (no staples)		$ 431.80						
	Option #3 Overage Rate Color - includes OEM toner, parts, labor (no staples)		$ 0.0470						
	Option #3 Overage Rate BW - includes OEM toner, parts, labor (no staples)		$ 0.0070						
3824C002AA	**imageRUNNER ADVANCE DX C5870i**	**$ 28,000.00**	**$ 8,960.00**	**68.00%**	**$ 540.65**	**$ 415.74**	**$ 290.93**	**$ 228.93**	**$ 191.83**
4031C002BA	High Capacity Cassette Feeding Unit-C1	$ 1,900.00	$ 1,045.00	45.00%	$ 63.06	$ 48.49	$ 33.93	$ 26.70	$ 22.37
4030C002BA	Cassette Feeding Unit-AQ1	$ 1,523.00	$ 837.65	45.00%	$ 50.54	$ 38.87	$ 27.20	$ 21.40	$ 17.93
5358C001AA	Cabinet Type-V	$ 300.00	$ 165.00	45.00%	$ 9.96	$ 7.66	$ 5.36	$ 4.22	$ 3.53
0607C002AA	Paper Deck Unit-F1	$ 2,205.00	$ 1,212.75	45.00%	$ 73.18	$ 56.27	$ 39.38	$ 30.99	$ 25.96
4034C001AA	Inner 2way Tray-M1	$ 105.00	$ 57.75	45.00%	$ 3.48	$ 2.68	$ 1.88	$ 1.48	$ 1.24
3999C002AA	Staple Finisher-AB1	$ 2,555.00	$ 1,405.25	45.00%	$ 84.79	$ 65.20	$ 45.63	$ 35.90	$ 30.09
4001C002AA	Booklet Finisher-AB1	$ 3,920.00	$ 2,156.00	45.00%	$ 130.09	$ 100.04	$ 70.01	$ 55.09	$ 46.16
4003C002AA	Buffer Pass Unit-P1	$ 280.00	$ 154.00	45.00%	$ 9.29	$ 7.15	$ 5.00	$ 3.93	$ 3.30
0126C001AA	2/3 Hole Puncher Unit-A1	$ 893.00	$ 491.15	45.00%	$ 29.64	$ 22.79	$ 15.95	$ 12.55	$ 10.52
8930B001AA	TAB ATTACHMENT-F1	$ 80.00	$ 44.00	45.00%	$ 2.65	$ 2.04	$ 1.43	$ 1.12	$ 0.94
4032C001AA	Inner Tray (1st Copy Tray Kit-A1)	$ 47.00	$ 25.85	45.00%	$ 1.56	$ 1.20	$ 0.84	$ 0.66	$ 0.55
4033C001AA	3rd Copy Tray Kit-A1	$ 70.00	$ 38.50	45.00%	$ 2.32	$ 1.79	$ 1.25	$ 0.98	$ 0.82
0165C001AA	Utility Tray-B1	$ 63.00	$ 34.65	45.00%	$ 2.09	$ 1.61	$ 1.13	$ 0.89	$ 0.74
4064C002AA	Printer Cover-M2	$ 210.00	$ 115.50	45.00%	$ 6.97	$ 5.36	$ 3.75	$ 2.95	$ 2.47
3818C003AA	Platen Cover-Y3	$ 105.00	$ 57.75	45.00%	$ 3.48	$ 2.68	$ 1.88	$ 1.48	$ 1.24
1266V426	USB Keyboard (Cherry)	$ 110.00	$ 71.50	35.00%	$ 4.31	$ 3.32	$ 2.32	$ 1.83	$ 1.53
3684B009AA	Copy Card Reader Attachment-B7	$ 84.00	$ 46.20	45.00%	$ 2.79	$ 2.14	$ 1.50	$ 1.18	$ 0.99

NASPO State: Florida

Item Code	Description	MSRP	Purchase Price	% off MSRP	Straight Lease Monthly Payments				
					18 Months	24 Months	36 Months	48 Months	60 Months
4784B001AA	Copy Card Reader-F1	$ 315.00	$ 173.25	45.00%	$ 10.45	$ 8.04	$ 5.63	$ 4.43	$ 3.71
4781B001AA	Canon Card Set-A1 (1-30)	$ 158.00	$ 86.90	45.00%	$ 5.24	$ 4.03	$ 2.82	$ 2.22	$ 1.86
4781B002AA	Canon Card Set-A2 (31-100)	$ 347.00	$ 190.85	45.00%	$ 11.52	$ 8.86	$ 6.20	$ 4.88	$ 4.09
4781B003AA	Canon Card Set-A3 (101-200)	$ 462.00	$ 254.10	45.00%	$ 15.33	$ 11.79	$ 8.25	$ 6.49	$ 5.44
4781B004AA	Canon Card Set-A4 (201-300)	$ 462.00	$ 254.10	45.00%	$ 15.33	$ 11.79	$ 8.25	$ 6.49	$ 5.44
4781B005AA	Canon Card Set-A5 (301-500)	$ 935.00	$ 514.25	45.00%	$ 31.03	$ 23.86	$ 16.70	$ 13.14	$ 11.01
4781B006AA	Canon Card Set-A6 (501-1000)	$ 2,352.00	$ 1,293.60	45.00%	$ 78.06	$ 60.02	$ 42.00	$ 33.05	$ 27.70
7518A004AA	Braille Label Kit-F1	$ 35.00	$ 22.75	35.00%	$ 1.37	$ 1.06	$ 0.74	$ 0.58	$ 0.49
1099B001AA	ADF Access Handle-A1	$ 146.00	$ 94.90	35.00%	$ 5.73	$ 4.40	$ 3.08	$ 2.42	$ 2.03
3726B001AA	Copy Control Interface Kit-A1	$ 53.00	$ 29.15	45.00%	$ 1.76	$ 1.35	$ 0.95	$ 0.74	$ 0.62
1348V957	Convenience Stapler-A1 (White)	$ 360.00	$ 198.00	45.00%	$ 11.95	$ 9.19	$ 6.43	$ 5.06	$ 4.24
2212V477	Universal Keyboard Stand-A1	$ 250.00	$ 162.50	35.00%	$ 9.81	$ 7.54	$ 5.28	$ 4.15	$ 3.48
2212V478	Card Reader Assembly for Universal Keyboard Stand	$ 68.00	$ 33.00	45.00%	$ 1.99	$ 1.53	$ 1.07	$ 0.84	$ 0.71
4067C002AA	Attachment kit for Reader	$ 20.00	$ 11.00	45.00%	$ 0.66	$ 0.51	$ 0.36	$ 0.28	$ 0.24
3821V580	imageRUNNER ADVANCE DX Series Control Panel Protective Film (10 pack)	$ 99.00	$ 54.45	45.00%	$ 3.29	$ 2.53	$ 1.77	$ 1.39	$ 1.17
3821V581	imageRUNNER ADVANCE DX Series Control Panel Protective Film (100 pack)	$ 890.00	$ 489.50	45.00%	$ 29.54	$ 22.71	$ 15.89	$ 12.51	$ 10.48
4821B003AA	PCL International Font Set-A1	$ 473.00	$ 260.15	45.00%	$ 15.70	$ 12.07	$ 8.45	$ 6.65	$ 5.57
3999B004AA	Barcode Printing Kit-D1e	$ 840.00	$ 462.00	45.00%	$ 27.88	$ 21.44	$ 15.00	$ 11.80	$ 9.89
3998C001AA	Super G3 FAX Board-AX1	$ 840.00	$ 462.00	45.00%	$ 27.88	$ 21.44	$ 15.00	$ 11.80	$ 9.89
4037C002BA	Super G3 2nd Line Fax Board-AX1	$ 525.00	$ 288.75	45.00%	$ 17.42	$ 13.40	$ 9.38	$ 7.38	$ 6.18
4038C001BA	Super G3 3rd/4th Line Fax Board-AX1	$ 1,050.00	$ 577.50	45.00%	$ 34.85	$ 26.80	$ 18.75	$ 14.76	$ 12.36
0170C004AA	IP FAX Expansion Kit-B1	$ 350.00	$ 192.50	45.00%	$ 11.62	$ 8.93	$ 6.25	$ 4.92	$ 4.12
3879B005AA	Remote Fax Kit-A1e	$ 420.00	$ 231.00	45.00%	$ 13.94	$ 10.72	$ 7.50	$ 5.90	$ 4.95
4039C001BA	Memory Mirroring Kit	$ 525.00	$ 288.75	45.00%	$ 17.42	$ 13.40	$ 9.38	$ 7.38	$ 6.18
4873C001BA	250GB SSD-A1	$ 368.00	$ 202.40	45.00%	$ 12.21	$ 9.39	$ 6.57	$ 5.17	$ 4.33
4874C001BA	1TB SSD-A1	$ 1,365.00	$ 750.75	45.00%	$ 45.30	$ 34.83	$ 24.38	$ 19.18	$ 16.07
4036C002AA	Numeric Keypad-A2	$ 180.00	$ 99.00	45.00%	$ 5.97	$ 4.59	$ 3.21	$ 2.53	$ 2.12
4040C001AA	IC Card Reader Box for Numeric Keypad-A1	$ 160.00	$ 88.00	45.00%	$ 5.31	$ 4.08	$ 2.86	$ 2.25	$ 1.88
0171C001AA	Voice Guidance Kit-G1	$ 840.00	$ 546.00	35.00%	$ 32.95	$ 25.33	$ 17.73	$ 13.95	$ 11.69
0172C002AA	Voice Operation Kit-D1	$ 1,890.00	$ 1,228.50	35.00%	$ 74.13	$ 57.00	$ 39.89	$ 31.39	$ 26.30
4041C002AA	Connection Kit-A3 for Bluetooth LE	$ 200.00	$ 110.00	45.00%	$ 6.64	$ 5.10	$ 3.57	$ 2.81	$ 2.36
4029C002AA	NFC Kit-E2	$ 200.00	$ 130.00	35.00%	$ 7.84	$ 6.03	$ 4.22	$ 3.32	$ 2.78
4100C001AA	imagePASS-R1	$ 4,950.00	$ 2,722.50	45.00%	$ 164.28	$ 126.32	$ 88.40	$ 69.56	$ 58.29
0123B006AA	Hot Folders License	$ 980.00	$ 784.00	20.00%	$ 47.31	$ 36.38	$ 25.46	$ 20.03	$ 16.79
7752A050AA	Adobe PDF Print Engine Kit (APPE)	$ 4,300.00	$ 3,440.00	20.00%	$ 207.57	$ 159.62	$ 111.70	$ 87.89	$ 73.65
2351B008AA	Fiery Compose	$ 1,100.00	$ 880.00	20.00%	$ 53.10	$ 40.83	$ 28.57	$ 22.48	$ 18.84
6596A047AA	Fiery Impose	$ 2,450.00	$ 1,960.00	20.00%	$ 118.27	$ 90.94	$ 63.64	$ 50.08	$ 41.96
6596A048AA	Fiery Impose and Compose	$ 3,000.00	$ 2,400.00	20.00%	$ 144.82	$ 111.36	$ 77.93	$ 61.32	$ 51.38
8002A004AB	X-Rite i1Pro 2 Spectrophotometer	$ 1,300.00	$ 715.00	45.00%	$ 43.14	$ 33.16	$ 23.22	$ 18.27	$ 15.31
3077B130AA	Fiery Color Profiler Suite	$ 2,300.00	$ 1,840.00	20.00%	$ 111.03	$ 85.38	$ 59.74	$ 47.01	$ 39.39
3077B131AA	Fiery Color Profiler Suite Annual Maintenance	$ 400.00	$ 320.00	20.00%	$ 19.31	$ 14.85	$ 10.39	$ 8.18	$ 6.85
7752A042AA	Automation Package 1 year License	$ 1,400.00	$ 1,120.00	20.00%	$ 67.58	$ 51.97	$ 36.37	$ 28.62	$ 23.98
7752A043AA	Automation Package 3 year License	$ 3,000.00	$ 2,400.00	20.00%	$ 144.82	$ 111.36	$ 77.93	$ 61.32	$ 51.38
7752A044AA	Automation Package 5 year License	$ 5,000.00	$ 4,000.00	20.00%	$ 241.36	$ 185.60	$ 129.88	$ 102.20	$ 85.64
7752A045AA	ColorRight Package 1 year License	$ 1,600.00	$ 1,280.00	20.00%	$ 77.24	$ 59.39	$ 41.56	$ 32.70	$ 27.40
7752A047AA	ColorRight Package 3 year License	$ 4,400.00	$ 3,520.00	20.00%	$ 212.40	$ 163.33	$ 114.29	$ 89.94	$ 75.36
7752A048AA	ColorRight Package 5 year License	$ 5,800.00	$ 4,640.00	20.00%	$ 279.96	$ 215.30	$ 150.66	$ 118.55	$ 99.34
4224C002AA	Authorized Send V7.2 (1 License) e-LAN	$ 1,100.00	$ 880.00	20.00%	$ 53.10	$ 40.83	$ 28.57	$ 22.48	$ 18.84
4224C063AA	Authorized Send V7.2 (10 License) e-LAN	$ 10,500.00	$ 8,400.00	20.00%	$ 506.86	$ 389.76	$ 272.75	$ 214.62	$ 179.84
4224C064AA	Authorized Send V7.2 (100 License) e-LAN	$ 105,000.00	$ 84,000.00	20.00%	$ 5,068.56	$ 3,897.60	$ 2,727.48	$ 2,146.20	$ 1,798.44
4224C096AA	Authorized Send To Fax v7.2 (1 License) e-LAN	$ 390.00	$ 312.00	20.00%	$ 18.83	$ 14.48	$ 10.13	$ 7.97	$ 6.68
4224C015AA	Authorized Send v7.2 Add-on Option (1 License) e-LAN	$ 930.00	$ 744.00	20.00%	$ 44.89	$ 34.52	$ 24.16	$ 19.01	$ 15.93
4224C016AA	Authorized Send v7.2 Worldox add-on Option (1 License) e-LAN	$ 220.00	$ 176.00	20.00%	$ 10.62	$ 8.17	$ 5.71	$ 4.50	$ 3.77
4224C017AA	Authorized Send v7.2 Bar Code Recognition add-on Option (1 License) e-LAN	$ 220.00	$ 176.00	20.00%	$ 10.62	$ 8.17	$ 5.71	$ 4.50	$ 3.77
4224C018AA	Authorized Send v7.2 Fax Server add-on Option (1 License) e-LAN	$ 220.00	$ 176.00	20.00%	$ 10.62	$ 8.17	$ 5.71	$ 4.50	$ 3.77
4164BT59AA	AA-PRINT MFP V1.5 G3	$ 720.00	$ 576.00	20.00%	$ 34.76	$ 26.73	$ 18.70	$ 14.72	$ 12.33
4848B120AA	MEAP Web Connection Kit V5.7	$ -	$ -	0.00%	$ -	$ -	$ -	$ -	$ -
4224C027AA	PaperCut Gen3+ MEAP License	$ 75.00	$ 60.00	20.00%	$ 3.62	$ 2.78	$ 1.95	$ 1.53	$ 1.28
6101AU76AA	ESP NEXT GEN PCS POWER FILTER (120V/15A) XG-PCS-15D	$ 221.00	$ 121.55	45.00%	$ 7.33	$ 5.64	$ 3.95	$ 3.11	$ 2.60
6101AU77AA	ESP NEXT GEN PCS POWER FILTER (120V/20A) XG-PCS-20D	$ 227.71	$ 125.24	45.00%	$ 7.56	$ 5.81	$ 4.07	$ 3.20	$ 2.68
6101AU83AA	ESP STEP-DOWN TRANSFORMER (208V/60 HZ) SDT208-120/16-20	$ 948.66	$ 521.76	45.00%	$ 31.48	$ 24.21	$ 16.94	$ 13.33	$ 11.17
6101AU84AA	DIGITAL QC 208/15 NETWORK CONVERTIBLE POWER FILTER	$ 305.00	$ 167.75	45.00%	$ 10.12	$ 7.78	$ 5.45	$ 4.29	$ 3.59
6101AU85AA	DIGITAL QC 208/20 Network Convertible Power Filter	$ 305.00	$ 167.75	45.00%	$ 10.12	$ 7.78	$ 5.45	$ 4.29	$ 3.59
5007B009AA	Dealer supplied Hard Disk Drive Replacement Service- on demand (to be purchased any time)	$ 538.00	$ 350.00	34.94%	N/A	N/A	N/A	N/A	N/A
5007B010AA	Dealer supplied Hard Disk Drive Replacement Service- lease (to be purchased at the time of ordering new equipment)	$ 538.00	$ 350.00	34.94%	$ 21.12	$ 16.24	$ 11.36	$ 8.94	$ 7.49
6138B453AA	Dealer supplied Hard Disk Drive Erase Service- on demand (to be purchased any time)	$ 654.00	$ 425.00	35.02%	N/A	N/A	N/A	N/A	N/A
6138B454AA	Dealer supplied Hard Disk Drive Erase Service- lease (to be purchased at the time of ordering new equipment)	$ 654.00	$ 425.00	35.02%	$ 25.64	$ 19.72	$ 13.80	$ 10.86	$ 9.10
1008B001AA	Staple-P1	$ 68.00	$ 57.80	15.00%	N/A	N/A	N/A	N/A	N/A
0148C001AA	Staple Cartridge-Y1	$ 41.00	$ 34.85	15.00%	N/A	N/A	N/A	N/A	N/A
	Toner								
3763C003AA	GPR-61 TONER BK	$ 158.33	$ 134.58	15.00%	N/A	N/A	N/A	N/A	N/A
3764C003AA	GPR-61 TONER C	$ 333.33	$ 283.33	15.00%	N/A	N/A	N/A	N/A	N/A
3765C003AA	GPR-61 TONER M	$ 333.33	$ 283.33	15.00%	N/A	N/A	N/A	N/A	N/A
3766C003AA	GPR-61 TONER Y	$ 333.33	$ 283.33	15.00%	N/A	N/A	N/A	N/A	N/A
	Service Plans imageRUNNER ADVANCE DX C5870i								
	Color Zero Base - Includes OEM toner, parts, labor (no staples)		$ 0.0500						
	BW Zero Base - Includes OEM toner, parts, labor (no staples)		$ 0.0074						
	Color Zero Base - Parts and labor only (no supplies)		$ 0.0375						
	BW Zero Base - Parts and labor only (no supplies)		$ 0.0057						
	Color Zero Base - 11 x 17" impressions (counts as 2 clicks) Includes OEM toner, parts, labor (no staples)		$ 0.0475						
	BW Zero Base - 11 x 17" impressions (counts as 2 clicks) Includes OEM toner, parts, labor (no staples)		$ 0.0070						
	Flat Rate Fee - Parts and labor only (no supplies)		$ 478.00						
	Optional Service Plans Copies Included Pricing imageRUNNER ADVANCE DX C5870i								
	Option #1 Included Number of Color Clicks per Month		6,000						
	Option #1 Included Number of BW Clicks per Month		9,000						
	Option #1 Monthly Base Charge - includes OEM toner, parts, labor (no staples)		$ 359.27						
	Option #1 Overage Rate Color - includes OEM toner, parts, labor (no staples)		$ 0.0490						
	Option #1 Overage Rate BW - includes OEM toner, parts, labor (no staples)		$ 0.0073						
	Option #2 Included Number of Color Clicks per Month		8,400						
	Option #2 Included Number of BW Clicks per Month		12,600						
	Option #2 Monthly Base Charge - includes OEM toner, parts, labor (no staples)		$ 492.66						
	Option #2 Overage Rate Color - includes OEM toner, parts, labor (no staples)		$ 0.0480						
	Option #2 Overage Rate BW - includes OEM toner, parts, labor (no staples)		$ 0.0071						
	Option #3 Included Number of Color Clicks per Month		11,800						
	Option #3 Included Number of BW Clicks per Month		17,600						
	Option #3 Monthly Base Charge - includes OEM toner, parts, labor (no staples)		$ 677.80						
	Option #3 Overage Rate Color - includes OEM toner, parts, labor (no staples)		$ 0.0470						
	Option #3 Overage Rate BW - includes OEM toner, parts, labor (no staples)		$ 0.0070						
3997C002AA	**imageRUNNER ADVANCE DX C7765i**	**$ 32,000.00**	**$ 10,240.00**	**68.00%**	**$ 617.88**	**$ 475.14**	**$ 332.49**	**$ 261.63**	**$ 219.24**
3996C002AA	**imageRUNNER ADVANCE DX C7770i**	**$ 39,000.00**	**$ 12,480.00**	**68.00%**	**$ 753.04**	**$ 579.07**	**$ 405.23**	**$ 318.86**	**$ 267.20**
3995C002AA	**imageRUNNER ADVANCE DX C7780i**	**$ 50,000.00**	**$ 15,000.00**	**70.00%**	**$ 905.10**	**$ 696.00**	**$ 487.05**	**$ 383.25**	**$ 321.15**
0099C002AA	Staple Finisher-X1	$ 6,300.00	$ 3,465.00	45.00%	$ 209.08	$ 160.78	$ 112.51	$ 88.53	$ 74.19
0100C002AA	Booklet Finisher-X1	$ 9,450.00	$ 5,197.50	45.00%	$ 313.62	$ 241.16	$ 168.76	$ 132.80	$ 111.28
0102C002AA	Document Insertion Unit-N1 (for Staple Finisher-X1 or Booklet Finisher-X1)	$ 5,600.00	$ 3,080.00	45.00%	$ 185.85	$ 142.91	$ 100.01	$ 78.69	$ 65.94
0103C001AA	Paper Folding Unit-J1 (for Staple Finisher-X1 or Booklet Finisher-X1)	$ 14,000.00	$ 7,700.00	45.00%	$ 464.62	$ 357.28	$ 250.02	$ 196.74	$ 164.86
2988B001AA	Inner Booklet Trimmer-A1 (for Booklet Finisher-X1)	$ 6,300.00	$ 3,465.00	45.00%	$ 209.08	$ 160.78	$ 112.51	$ 88.53	$ 74.19
2895B002AA	Puncher Unit-BF1	$ 840.00	$ 462.00	45.00%	$ 27.88	$ 21.44	$ 15.00	$ 11.80	$ 9.89
0258C005AA	Multi Function Professional Puncher-B1	$ 15,000.00	$ 8,250.00	45.00%	$ 497.81	$ 382.80	$ 267.88	$ 210.79	$ 178.63
0259C001AA	Loose Leaf 3-Hole Punch A4/LTR	$ 1,100.00	$ 605.00	45.00%	$ 36.51	$ 28.07	$ 19.64	$ 15.46	$ 12.95
0259C002AA	Loose Leaf 5-Hole Punch LTR	$ 1,100.00	$ 605.00	45.00%	$ 36.51	$ 28.07	$ 19.64	$ 15.46	$ 12.95
0259C003AA	Velo Bind 11-Hole Punch LTR	$ 1,100.00	$ 605.00	45.00%	$ 36.51	$ 28.07	$ 19.64	$ 15.46	$ 12.95
0259C004AA	Plastic Comb 19-Hole Punch LTR-B1	$ 1,100.00	$ 605.00	45.00%	$ 36.51	$ 28.07	$ 19.64	$ 15.46	$ 12.95
0259C005AA	Twin Loop 21-Hole Punch LTR-B1	$ 1,100.00	$ 605.00	45.00%	$ 36.51	$ 28.07	$ 19.64	$ 15.46	$ 12.95
0259C006AA	Twin Loop 32-Hole Punch LTR-B1	$ 1,100.00	$ 605.00	45.00%	$ 36.51	$ 28.07	$ 19.64	$ 15.46	$ 12.95
0259C007AA	Color Coil 44-Hole Punch LTR-B1	$ 1,100.00	$ 605.00	45.00%	$ 36.51	$ 28.07	$ 19.64	$ 15.46	$ 12.95
0259C016AA	High Durability Color Coil 44-Hole Punch LTR-B1	$ 2,800.00	$ 1,540.00	45.00%	$ 92.92	$ 71.46	$ 50.00	$ 39.35	$ 32.97
0259C017AA	High Durability Loose Leaf 3-Hole Punch LTR	$ 2,500.00	$ 1,375.00	45.00%	$ 82.97	$ 63.80	$ 44.65	$ 35.13	$ 29.44
0259C018AA	High Durability Plastic Comb 19-Hole Punch LTR	$ 3,000.00	$ 1,650.00	45.00%	$ 99.56	$ 76.56	$ 53.58	$ 42.16	$ 35.33
3235C001AA	Staple Finisher-AC1	$ 3,150.00	$ 1,732.50	45.00%	$ 104.54	$ 80.39	$ 56.25	$ 44.27	$ 37.09
3236C001AA	Booklet Finisher-AC1	$ 5,565.00	$ 3,060.75	45.00%	$ 184.69	$ 142.02	$ 99.38	$ 78.20	$ 65.53

NASPO State: Florida

					Straight Lease Monthly Payments				
Item Code	Description	MSRP	Purchase Price	% off MSRP	18 Months	24 Months	36 Months	48 Months	60 Months
1196C001AA	Document Insertion Unit-Q1	$ 2,940.00	$ 1,617.00	45.00%	$ 97.57	$ 75.03	$ 52.50	$ 41.31	$ 34.62
1197C002AA	Document Insertion / Folding Unit-K3	$ 8,400.00	$ 4,620.00	45.00%	$ 278.77	$ 214.37	$ 150.01	$ 118.04	$ 98.91
0126C001AA	2/3 Hole Puncher Unit-A1	$ 893.00	$ 491.15	45.00%	$ 29.64	$ 22.79	$ 15.95	$ 12.55	$ 10.52
3237C001AA	Finisher Jogger Kit-A1	$ 600.00	$ 330.00	45.00%	$ 19.91	$ 15.31	$ 10.72	$ 8.43	$ 7.07
0162C002AA	Paper Deck Unit-E1	$ 2,520.00	$ 1,386.00	45.00%	$ 83.63	$ 64.31	$ 45.00	$ 35.41	$ 29.67
0163C002AB	POD Deck Lite-C1	$ 4,100.00	$ 2,255.00	45.00%	$ 136.07	$ 104.63	$ 73.22	$ 57.62	$ 48.28
1136C002AA	Multi-drawer Paper Deck-C1	$ 9,900.00	$ 5,445.00	45.00%	$ 328.55	$ 252.65	$ 176.80	$ 139.12	$ 116.58
0164C002AA	Copy Tray-R2	$ 210.00	$ 115.50	45.00%	$ 6.97	$ 5.36	$ 3.75	$ 2.95	$ 2.47
8930B001AA	TAB ATTACHMENT-F1	$ 80.00	$ 44.00	45.00%	$ 2.65	$ 2.04	$ 1.43	$ 1.12	$ 0.94
8929B001AA	Envelope Feeder Attachment-F1 (additional for main unit cassettes)	$ 100.00	$ 55.00	45.00%	$ 3.32	$ 2.55	$ 1.79	$ 1.41	$ 1.18
8929B001AA	Envelope Feeder Attachment-G1 (for POD Deck Lite-C1)	$ 850.00	$ 467.50	45.00%	$ 28.21	$ 21.68	$ 15.18	$ 11.94	$ 10.01
3111B001AA	Double Feed Detection Kit-A1(For Side Paper Deck)	$ 420.00	$ 231.00	45.00%	$ 13.94	$ 10.72	$ 7.50	$ 5.90	$ 4.95
0165C001AA	Utility Tray-B1	$ 63.00	$ 34.65	45.00%	$ 2.09	$ 1.61	$ 1.13	$ 0.89	$ 0.74
4024C001AA	Upright Control Panel-J1	$ 1,890.00	$ 1,228.50	35.00%	$ 74.13	$ 57.00	$ 39.89	$ 31.39	$ 26.30
0097C002AA	Printer Cover-H2	$ 200.00	$ 110.00	45.00%	$ 6.64	$ 5.10	$ 3.57	$ 2.81	$ 2.36
1296V426	USB Keyboard (Cherry)	$ 110.00	$ 71.50	35.00%	$ 4.31	$ 3.32	$ 2.32	$ 1.83	$ 1.53
3730B004AA	Copy Card Reader Attachment-A4	$ 84.00	$ 46.20	45.00%	$ 2.79	$ 2.14	$ 1.50	$ 1.18	$ 0.99
4784B001AA	Copy Card Reader-F1	$ 315.00	$ 173.25	45.00%	$ 10.45	$ 8.04	$ 5.63	$ 4.43	$ 3.71
4781B001AA	Canon Card Set-A1 (1-30)	$ 158.00	$ 86.90	45.00%	$ 5.24	$ 4.03	$ 2.82	$ 2.22	$ 1.86
4781B002AA	Canon Card Set-A2 (31-100)	$ 347.00	$ 190.85	45.00%	$ 11.52	$ 8.86	$ 6.20	$ 4.88	$ 4.09
4781B003AA	Canon Card Set-A3 (101-200)	$ 462.00	$ 254.10	45.00%	$ 15.33	$ 11.79	$ 8.25	$ 6.49	$ 5.44
4781B004AA	Canon Card Set-A4 (201-300)	$ 462.00	$ 254.10	45.00%	$ 15.33	$ 11.79	$ 8.25	$ 6.49	$ 5.44
4781B005AA	Canon Card Set-A5 (301-500)	$ 935.00	$ 514.25	45.00%	$ 31.03	$ 23.86	$ 16.70	$ 13.14	$ 11.01
4781B006AA	Canon Card Set-A6 (501-1000)	$ 2,352.00	$ 1,293.60	45.00%	$ 78.06	$ 60.02	$ 42.00	$ 33.05	$ 27.70
7518A004AA	Braille Label Kit-F1	$ 35.00	$ 22.75	35.00%	$ 1.37	$ 1.06	$ 0.74	$ 0.58	$ 0.49
1095B001AA	ADF Access Handle-A1	$ 146.00	$ 94.90	35.00%	$ 5.73	$ 4.40	$ 3.08	$ 2.42	$ 2.03
3726B001AA	Copy Control Interface Kit-A1	$ 53.00	$ 29.15	45.00%	$ 1.76	$ 1.35	$ 0.95	$ 0.74	$ 0.62
1348V957	Convenience Stapler-A1 (White)	$ 360.00	$ 198.00	45.00%	$ 11.95	$ 9.15	$ 6.43	$ 5.06	$ 4.24
2212V477	Universal Keyboard Stand-A7	$ 258.00	$ 162.50	35.00%	$ 9.61	$ 7.54	$ 5.28	$ 4.15	$ 3.48
2212V478	Card Reader Assembly for Universal Keyboard Stand	$ 60.00	$ 33.00	45.00%	$ 1.99	$ 1.53	$ 1.07	$ 0.84	$ 0.71
3821V580	imageRUNNER ADVANCE DX Series Control Panel Protective Film (10 pack)	$ 99.00	$ 54.45	45.00%	$ 3.29	$ 2.53	$ 1.77	$ 1.39	$ 1.17
3821V581	imageRUNNER ADVANCE DX Series Control Panel Protective Film (100 pack)	$ 890.00	$ 489.50	45.00%	$ 29.54	$ 22.71	$ 15.89	$ 12.51	$ 10.48
4821B003AA	PCL International Font Set-A1	$ 473.00	$ 260.15	45.00%	$ 15.70	$ 12.07	$ 8.45	$ 6.65	$ 5.57
3999B004AA	Barcode Printing Kit-D1e	$ 840.00	$ 462.00	45.00%	$ 27.88	$ 21.44	$ 15.00	$ 11.80	$ 9.89
0166C007DA	Super G3 FAX Board-AS2	$ 840.00	$ 462.00	45.00%	$ 27.88	$ 21.44	$ 15.00	$ 11.80	$ 9.89
0167C007AA	Super G3 2nd Line Fax Board-AS2	$ 525.00	$ 288.75	45.00%	$ 17.42	$ 13.40	$ 9.38	$ 7.38	$ 6.18
0168C004AA	Super G3 3rd/4th Line Fax Board-AS2	$ 1,050.00	$ 577.50	45.00%	$ 34.85	$ 26.80	$ 18.75	$ 14.76	$ 12.36
0170C004AA	IP FAX Expansion Kit-B1	$ 350.00	$ 192.50	45.00%	$ 11.62	$ 8.93	$ 6.25	$ 4.92	$ 4.12
3679B065AA	Remote Fax Kit-A1e	$ 420.00	$ 231.00	45.00%	$ 13.94	$ 10.72	$ 7.50	$ 5.90	$ 4.95
0180C001AA	HDD Mirroring Kit-J1	$ 525.00	$ 288.75	45.00%	$ 17.42	$ 13.40	$ 9.38	$ 7.38	$ 6.18
4164BV44AC	HDD Data Erase Scheduler V3.1.2	$ 350.00	$ 192.50	45.00%	$ 11.62	$ 8.93	$ 6.25	$ 4.92	$ 4.12
0179C001AA	Removable HDD Kit-AL1	$ 1,050.00	$ 577.50	45.00%	$ 34.85	$ 26.80	$ 18.75	$ 14.76	$ 12.36
0177C001BA	2.5inch/250GB HDD-N1	$ 368.00	$ 202.40	45.00%	$ 12.21	$ 9.39	$ 6.57	$ 5.17	$ 4.33
0178C001AA	2.5inch/1TB HDD-P1	$ 1,365.00	$ 750.75	45.00%	$ 45.30	$ 34.83	$ 24.38	$ 19.18	$ 16.07
0171C001AA	Voice Guidance Kit-D1	$ 840.00	$ 546.00	35.00%	$ 32.95	$ 25.33	$ 17.73	$ 13.95	$ 11.69
0172C002AA	Voice Operation Kit-D1	$ 1,890.00	$ 1,228.50	35.00%	$ 74.13	$ 57.00	$ 39.89	$ 31.39	$ 26.30
4041C001AA	Connection Kit-A2 for Bluetooth LE	$ 268.00	$ 110.00	45.00%	$ 6.64	$ 5.10	$ 3.57	$ 2.81	$ 2.36
4029C001AA	NFC KIT-E1	$ 200.00	$ 130.00	35.00%	$ 7.84	$ 6.03	$ 4.22	$ 3.32	$ 2.78
4036C001AA	Numeric Keypad-A1	$ 150.00	$ 99.00	45.00%	$ 5.97	$ 4.59	$ 3.21	$ 2.53	$ 2.12
4098C001AA	imagePASS-N2 V1.1	$ 7,000.00	$ 3,850.00	45.00%	$ 232.31	$ 178.64	$ 125.01	$ 98.37	$ 82.43
2351B008AA	Fiery Compose	$ 1,100.00	$ 880.00	20.00%	$ 53.10	$ 40.83	$ 28.57	$ 22.48	$ 18.84
6596A047AA	Fiery Impose	$ 2,450.00	$ 1,960.00	20.00%	$ 118.27	$ 90.94	$ 63.64	$ 50.08	$ 41.96
6596A048AA	Fiery Impose and Compose	$ 3,000.00	$ 2,400.00	20.00%	$ 144.82	$ 111.36	$ 77.93	$ 61.32	$ 51.39
7752A029AA	Productivity Package Web Activate	$ 8,000.00	$ 6,400.00	20.00%	$ 386.18	$ 296.96	$ 207.81	$ 163.52	$ 137.02
8002A004AB	X-Rite i1	$ 1,300.00	$ 715.00	45.00%	$ 43.14	$ 33.18	$ 23.22	$ 18.27	$ 15.31
3077B130AA	Fiery Color Profiler Suite	$ 2,300.00	$ 1,840.00	20.00%	$ 111.03	$ 85.38	$ 59.74	$ 47.01	$ 39.39
3077B131AA	Fiery Color Profiler Suite Annual Maintenance	$ 400.00	$ 320.00	20.00%	$ 19.31	$ 14.85	$ 10.39	$ 8.18	$ 6.85
4140B764AA	imageRUNNER ADVANCE Desktop V4.3 1L with 3 yrs Software Maintenance	$ 340.00	$ 272.00	20.00%	$ 16.41	$ 12.62	$ 8.83	$ 6.95	$ 5.82
4140B765AA	imageRUNNER ADVANCE Desktop V4.3 5L with 3 yrs Software Maintenance	$ 1,400.00	$ 1,120.00	20.00%	$ 67.58	$ 51.97	$ 36.37	$ 28.62	$ 23.98
4140B766AA	imageRUNNER ADVANCE Desktop V4.3 20L with 3 yrs Software Maintenance	$ 4,000.00	$ 3,200.00	20.00%	$ 193.09	$ 148.48	$ 103.90	$ 81.76	$ 68.51
4140B775AA	imageRUNNER ADVANCE Desktop V4 1L 1 year Software Maintenance Extension	$ 60.00	$ 48.00	20.00%	$ 2.90	$ 2.23	$ 1.56	$ 1.23	$ 1.03
4140B776AA	imageRUNNER ADVANCE Desktop V4 5L 1 year Software Maintenance Extension	$ 200.00	$ 160.00	20.00%	$ 9.65	$ 7.42	$ 5.20	$ 4.09	$ 3.43
4140B777AA	imageRUNNER ADVANCE Desktop V4 10L 1 year Software Maintenance Extension	$ 350.00	$ 280.00	20.00%	$ 16.90	$ 12.99	$ 9.09	$ 7.15	$ 5.99
4140B778AA	imageRUNNER ADVANCE Desktop V4 20L 1 year Software Maintenance Extension	$ 500.00	$ 400.00	20.00%	$ 24.14	$ 18.56	$ 12.99	$ 10.22	$ 8.56
4140B779AA	imageRUNNER ADVANCE Desktop V4 50L 1 year Software Maintenance Extension	$ 1,200.00	$ 960.00	20.00%	$ 57.93	$ 44.54	$ 31.17	$ 24.53	$ 20.55
4224C062AA	Authorized Send V7.2 (1 License) e-LAN	$ 1,100.00	$ 880.00	20.00%	$ 53.10	$ 40.83	$ 28.57	$ 22.48	$ 18.84
4224C063AA	Authorized Send V7.2 (10 License) e-LAN	$ 10,500.00	$ 8,400.00	20.00%	$ 506.86	$ 389.76	$ 272.75	$ 214.62	$ 179.84
4224C064AA	Authorized Send V7.2 (100 License) e-LAN	$ 105,000.00	$ 84,000.00	20.00%	$ 5,068.58	$ 3,897.60	$ 2,727.48	$ 2,146.20	$ 1,798.44
4224C065AA	Authorized Send To Fax v7.2 (1 License) e-LAN	$ 390.00	$ 312.00	20.00%	$ 18.83	$ 14.48	$ 10.13	$ 7.97	$ 6.68
4224C015AA	Authorized Send v7.2 Add-on Option (1 License) e-LAN	$ 930.00	$ 744.00	20.00%	$ 44.89	$ 34.52	$ 24.16	$ 19.01	$ 15.93
4224C018AA	Authorized Send v7.2 Worldox add-on Option (1 License) e-LAN	$ 220.00	$ 176.00	20.00%	$ 10.62	$ 8.17	$ 5.71	$ 4.50	$ 3.77
4224C017AA	Authorized Send v7.2 Bar Code Recognition add-on Option (1 License) e-LAN	$ 220.00	$ 176.00	20.00%	$ 10.62	$ 8.17	$ 5.71	$ 4.50	$ 3.77
4224C011AA	Authorized Send v7.2 Fax Server add-on Option (1 License) e-LAN	$ 220.00	$ 176.00	20.00%	$ 10.62	$ 8.17	$ 5.71	$ 4.50	$ 3.77
4164BT59AA	AA-PRINT MFP V1.5 G3	$ 720.00	$ 576.00	20.00%	$ 34.76	$ 26.73	$ 18.70	$ 14.72	$ 12.33
4224C027AA	PaperCut Gen3+ MEAP License	$ 75.00	$ 60.00	20.00%	$ 3.62	$ 2.78	$ 1.96	$ 1.53	$ 1.28
4164BM80AB	Direct Print and Scan for Mobile V2.3.2 1L	$ 100.00	$ 80.00	20.00%	$ 4.83	$ 3.71	$ 2.60	$ 2.04	$ 1.71
4223C001AA	Object Generator (for AS400 printing) License with 3 year Maintenance	$ 6,000.00	$ 4,800.00	20.00%	$ 289.63	$ 222.72	$ 155.86	$ 122.64	$ 102.77
4223C002AA	Object Generator Additional 1 year Maintenance	$ 1,000.00	$ 800.00	20.00%	$ 48.27	$ 37.12	$ 25.98	$ 20.44	$ 17.13
6101AU76AA	ESP NEXT GEN PCS POWER FILTER (120V/15A) XG-PCS-15D	$ 221.00	$ 121.55	45.00%	$ 7.33	$ 5.64	$ 3.95	$ 3.11	$ 2.60
6101AU77AA	ESP NEXT GEN PCS POWER FILTER (120V/20A) XG-PCS-20D	$ 227.71	$ 125.24	45.00%	$ 7.56	$ 5.81	$ 4.07	$ 3.20	$ 2.68
6101AU78AA	ESP NEXT GEN PCS POWER FILTER (208V/15A) XG-PCS-20B15D	$ 287.11	$ 157.91	45.00%	$ 9.53	$ 7.33	$ 5.13	$ 4.03	$ 3.38
5007B009AA	Dealer supplied Hard Disk Drive Replacement Service--on demand (to be purchased any time)	$ 538.00	$ 350.00	34.94%	N/A	N/A	N/A	N/A	N/A
5007B010AA	Dealer supplied Hard Disk Drive Replacement Service- lease (to be purchased at the time of ordering new equipment)	$ 538.00	$ 350.00	34.94%	$ 21.12	$ 16.24	$ 11.36	$ 8.94	$ 7.49
6138B453AA	Dealer supplied Hard Disk Drive Erase Service- on demand (to be purchased any time)	$ 654.00	$ 425.00	35.02%	N/A	N/A	N/A	N/A	N/A
6138B454AA	Dealer supplied Hard Disk Drive Erase Service- lease (to be purchased at the time of ordering new equipment)	$ 654.00	$ 425.00	35.02%	$ 25.64	$ 19.72	$ 13.80	$ 10.86	$ 9.10
0146C001AA	Staple Cartridge-X1 (for Staple Finisher-AC1 & Booklet Finisher-AC1)	$ 59.00	$ 50.15	15.00%	N/A	N/A	N/A	N/A	N/A
0148C001AA	Staple Cartridge-Y1 (for Booklet Finisher-AC1)	$ 41.00	$ 34.85	15.00%	N/A	N/A	N/A	N/A	N/A
1087B001AA	Staple-N1 (for Staple Finisher-X1 & Booklet Finisher-X1)	$ 189.00	$ 160.65	15.00%	N/A	N/A	N/A	N/A	N/A
1088B001AA	Staple-P1 (for Booklet Finisher-X1)	$ 68.00	$ 57.80	15.00%	N/A	N/A	N/A	N/A	N/A
	Toner								
0998C003AA	GPR-56 Toner Black	$ 150.00	$ 127.50	15.00%	N/A	N/A	N/A	N/A	N/A
0999C003AA	GPR-56 Toner Cyan	$ 276.67	$ 235.17	15.00%	N/A	N/A	N/A	N/A	N/A
1000C003AA	GPR-56 Toner Magenta	$ 276.67	$ 235.17	15.00%	N/A	N/A	N/A	N/A	N/A
1001C003AA	GPR-56 Toner Yellow	$ 276.67	$ 235.17	15.00%	N/A	N/A	N/A	N/A	N/A
	Service Plans imageRUNNER ADVANCE DX C7765i								
	Color Zero Base - Includes OEM toner, parts, labor (no staples)		$ 0.0470						
	BW Zero Base - Includes OEM toner, parts, labor (no staples)		$ 0.0070						
	Color Zero Base - Parts and labor only (no supplies)		$ 0.0367						
	BW Zero Base - Parts and labor only (no supplies)		$ 0.0057						
	Color Zero Base - 11 x 17" Impressions (counts as 2 clicks) Includes OEM toner, parts, labor (no staples)		$ 0.0447						
	BW Zero Base - 11 x 17" Impressions (counts as 2 clicks) Includes OEM toner, parts, labor (no staples)		$ 0.0067						
	Flat Rate Fee - Parts and labor only (no supplies)		$ 626.00						
	Optional Service Plans Copies Included Pricing imageRUNNER ADVANCE DX C7765i								
	Option #1 Included Number of Color Clicks per Month		7,200						
	Option #1 Included Number of BW Clicks per Month		11,000						
	Option #1 Monthly Base Charge - Includes OEM toner, parts, labor (no staples)		$ 407.82						
	Option #1 Overage Rate Color - Includes OEM toner, parts, labor (no staples)		$ 0.0461						
	Option #1 Overage Rate BW - Includes OEM toner, parts, labor (no staples)		$ 0.0069						
	Option #2 Included Number of Color Clicks per Month		10,000						
	Option #2 Included Number of BW Clicks per Month		15,000						
	Option #2 Monthly Base Charge - Includes OEM toner, parts, labor (no staples)		$ 551.50						
	Option #2 Overage Rate Color - Includes OEM toner, parts, labor (no staples)		$ 0.0451						
	Option #2 Overage Rate BW - Includes OEM toner, parts, labor (no staples)		$ 0.0067						
	Option #3 Included Number of Color Clicks per Month		14,000						
	Option #3 Included Number of BW Clicks per Month		20,000						
	Option #3 Monthly Base Charge - Includes OEM toner, parts, labor (no staples)		$ 750.80						
	Option #3 Overage Rate Color - Includes OEM toner, parts, labor (no staples)		$ 0.0442						
	Option #3 Overage Rate BW - Includes OEM toner, parts, labor (no staples)		$ 0.0066						
	Service Plans imageRUNNER ADVANCE DX C7770i								
	Color Zero Base - Includes OEM toner, parts, labor (no staples)		$ 0.0470						
	BW Zero Base - Includes OEM toner, parts, labor (no staples)		$ 0.0070						

NASPO State: Florida

					Straight Lease Monthly Payments				
Item Code	Description	MSRP	Purchase Price	% off MSRP	18 Months	24 Months	36 Months	48 Months	60 Months
	Color Zero Base - Parts and labor only (no supplies)		$ 0.0367						
	BW Zero Base - Parts and labor only (no supplies)		$ 0.0057						
	Color Zero Base - 11 x 17" impressions (counts as 2 clicks) Includes OEM toner, parts, labor (no staples)		$ 0.0447						
	BW Zero Base - 11 x 17" impressions (counts as 2 clicks) Includes OEM toner, parts, labor (no staples)		$ 0.0067						
	Flat Rate Fee - Parts and labor only (no supplies)		$ 875.00						
	Optional Service Plans Copies Included Pricing imageRUNNER ADVANCE DX C7770i								
	Option #1 Included Number of Color Clicks per Month		11,000						
	Option #1 Included Number of BW Clicks per Month		13,000						
	Option #1 Monthly Base Charge - includes OEM toner, parts, labor (no staples)		$ 596.80						
	Option #1 Overage Rate Color - includes OEM toner, parts, labor (no staples)		$ 0.0461						
	Option #1 Overage Rate BW - includes OEM toner, parts, labor (no staples)		$ 0.0069						
	Option #2 Included Number of Color Clicks per Month		15,000						
	Option #2 Included Number of BW Clicks per Month		18,000						
	Option #2 Monthly Base Charge - includes OEM toner, parts, labor (no staples)		$ 797.10						
	Option #2 Overage Rate Color - includes OEM toner, parts, labor (no staples)		$ 0.0451						
	Option #2 Overage Rate BW - includes OEM toner, parts, labor (no staples)		$ 0.0067						
	Option #3 Included Number of Color Clicks per Month		20,000						
	Option #3 Included Number of BW Clicks per Month		25,000						
	Option #3 Monthly Base Charge - includes OEM toner, parts, labor (no staples)		$ 1,049.00						
	Option #3 Overage Rate Color - includes OEM toner, parts, labor (no staples)		$ 0.0442						
	Option #3 Overage Rate BW - includes OEM toner, parts, labor (no staples)		$ 0.0066						
	Service Plans imageRUNNER ADVANCE DX C7780i								
	Color Zero Base - Includes OEM toner, parts, labor (no staples)		$ 0.0450						
	BW Zero Base - Includes OEM toner, parts, labor (no staples)		$ 0.0070						
	Color Zero Base - Parts and labor only (no supplies)		$ 0.0347						
	BW Zero Base - Parts and labor only (no supplies)		$ 0.0057						
	Color Zero Base - 11 x 17" impressions (counts as 2 clicks) Includes OEM toner, parts, labor (no staples)		$ 0.0428						
	BW Zero Base - 11 x 17" impressions (counts as 2 clicks) Includes OEM toner, parts, labor (no staples)		$ 0.0067						
	Flat Rate Fee - Parts and labor only (no supplies)		$ 1,250.00						
	Optional Service Plans Copies Included Pricing imageRUNNER ADVANCE DX C7780i								
	Option #1 Included Number of Color Clicks per Month		18,000						
	Option #1 Included Number of BW Clicks per Month		18,000						
	Option #1 Monthly Base Charge - includes OEM toner, parts, labor (no staples)		$ 918.00						
	Option #1 Overage Rate Color - includes OEM toner, parts, labor (no staples)		$ 0.0441						
	Option #1 Overage Rate BW - includes OEM toner, parts, labor (no staples)		$ 0.0069						
	Option #2 Included Number of Color Clicks per Month		25,000						
	Option #2 Included Number of BW Clicks per Month		25,000						
	Option #2 Monthly Base Charge - includes OEM toner, parts, labor (no staples)		$ 1,247.50						
	Option #2 Overage Rate Color - includes OEM toner, parts, labor (no staples)		$ 0.0432						
	Option #2 Overage Rate BW - includes OEM toner, parts, labor (no staples)		$ 0.0067						
	Option #3 Included Number of Color Clicks per Month		35,000						
	Option #3 Included Number of BW Clicks per Month		35,000						
	Option #3 Monthly Base Charge - includes OEM toner, parts, labor (no staples)		$ 1,711.50						
	Option #3 Overage Rate Color - includes OEM toner, parts, labor (no staples)		$ 0.0423						
	Option #3 Overage Rate BW - includes OEM toner, parts, labor (no staples)		$ 0.0066						
3631C001AA	**imageRUNNER 1643P+**	**$ 1,100.00**	**$ 550.00**	**50.00%**	**$ 33.19**	**$ 25.52**	**$ 17.86**	**$ 14.05**	**$ 11.78**
0865C001AA	Paper Feeder PF-C1	$ 349.00	$ 191.95	45.00%	$ 11.58	$ 8.91	$ 6.23	$ 4.90	$ 4.11
5858A010AB	Cabinet Type-S	$ 299.00	$ 164.45	45.00%	$ 9.92	$ 7.63	$ 5.34	$ 4.20	$ 3.52
1266V428	USB Keyboard (Cherry)	$ 110.00	$ 71.50	35.00%	$ 4.31	$ 3.32	$ 2.32	$ 1.83	$ 1.53
1348V957	Convenience Stapler-A1 (White)	$ 360.00	$ 198.00	45.00%	$ 11.95	$ 9.19	$ 6.43	$ 5.06	$ 4.24
2212V477	Universal Keyboard Stand-A1	$ 250.00	$ 162.50	35.00%	$ 9.81	$ 7.54	$ 5.28	$ 4.15	$ 3.48
2212V478	Card Reader Assembly for Universal Keyboard Stand	$ 60.00	$ 33.00	45.00%	$ 1.99	$ 1.53	$ 1.07	$ 0.84	$ 0.71
0655A004AA	SD Card-C1	$ 380.00	$ 209.00	45.00%	$ 12.61	$ 9.70	$ 6.79	$ 5.34	$ 4.47
8034B005AA	Silex Wireless Bridge SX-4600WAN2	$ 260.00	$ 143.00	45.00%	$ 8.63	$ 6.64	$ 4.64	$ 3.65	$ 3.06
0680A018AA	Barcode Printing Kit-F1	$ 720.01	$ 396.00	45.00%	$ 23.89	$ 18.37	$ 12.86	$ 10.12	$ 8.48
0643A029AA	PCL Font Set-C1	$ 390.00	$ 214.50	45.00%	$ 12.94	$ 9.95	$ 6.96	$ 5.48	$ 4.59
6101AU76AA	ESP NEXT GEN PCS POWER FILTER (120V/15A) XG-PCS-15D	$ 221.00	$ 121.55	45.00%	$ 7.33	$ 5.64	$ 3.95	$ 3.11	$ 2.60
1008B001AA	Staple-P1	$ 68.00	$ 57.80	15.00%	N/A	N/A	N/A	N/A	N/A
	Toner								
3526C001AA	Toner T06 Black	$ 183.33	$ 155.83	15.00%	N/A	N/A	N/A	N/A	N/A
	Service Plans imageRUNNER 1643P+								
	BW Zero Base - Includes OEM toner, parts, labor (no staples)		$ 0.0145						
	BW Zero Base - Parts and labor only (no supplies)		$ 0.0108						
	Flat Rate Fee - Parts and labor only (no supplies)		$ 42.00						
	Optional Service Plans Copies Included Pricing imageRUNNER 1643P+								
	Option #1 Included Number of BW Clicks per Month		1,000						
	Option #1 Monthly Base Charge - includes OEM toner, parts, labor (no staples)		$ 14.20						
	Option #1 Overage Rate BW - includes OEM toner, parts, labor (no staples)		$ 0.0142						
	Option #2 Included Number of BW Clicks per Month		1,500						
	Option #2 Monthly Base Charge - includes OEM toner, parts, labor (no staples)		$ 20.85						
	Option #2 Overage Rate BW - includes OEM toner, parts, labor (no staples)		$ 0.0139						
	Option #3 Included Number of BW Clicks per Month		2,000						
	Option #3 Monthly Base Charge - Includes OEM toner, parts, labor (no staples)		$ 27.20						
	Option #3 Overage Rate BW - Includes OEM toner, parts, labor (no staples)		$ 0.0136						
3630C002AA	**imageRUNNER 1643i+**	**$ 1,300.00**	**$ 650.00**	**50.00%**	**$ 39.22**	**$ 30.16**	**$ 21.11**	**$ 16.61**	**$ 13.92**
3630C001AA	**imageRUNNER 1643iF+**	**$ 1,580.00**	**$ 790.00**	**50.00%**	**$ 47.67**	**$ 36.66**	**$ 25.65**	**$ 20.18**	**$ 16.91**
0865C001AA	Paper Feeder PF-C1	$ 349.00	$ 191.95	45.00%	$ 11.58	$ 8.91	$ 6.23	$ 4.90	$ 4.11
5858A010AB	Cabinet Type-S	$ 299.00	$ 164.45	45.00%	$ 9.92	$ 7.63	$ 5.34	$ 4.20	$ 3.52
1266V428	USB Keyboard (Cherry)	$ 110.00	$ 71.50	35.00%	$ 4.31	$ 3.32	$ 2.32	$ 1.83	$ 1.53
4784B001AA	Copy Card Reader-F1	$ 315.00	$ 173.25	45.00%	$ 10.45	$ 8.04	$ 5.63	$ 4.43	$ 3.71
5140B002AA	Copy Card Reader Attachment-J1	$ 90.00	$ 49.50	45.00%	$ 2.99	$ 2.30	$ 1.61	$ 1.26	$ 1.06
4781B001AA	Canon Card Set-A1 (1-30)	$ 158.00	$ 86.90	45.00%	$ 5.24	$ 4.03	$ 2.82	$ 2.22	$ 1.86
4781B002AA	Canon Card Set-A2 (31-100)	$ 347.00	$ 190.85	45.00%	$ 11.52	$ 8.86	$ 6.20	$ 4.88	$ 4.09
4781B003AA	Canon Card Set-A3 (101-200)	$ 482.00	$ 254.10	45.00%	$ 15.33	$ 11.79	$ 8.25	$ 6.49	$ 5.44
4781B004AA	Canon Card Set-A4 (201-300)	$ 482.00	$ 254.10	45.00%	$ 15.33	$ 11.79	$ 8.25	$ 6.49	$ 5.44
4781B005AA	Canon Card Set-A5 (301-500)	$ 935.00	$ 514.25	45.00%	$ 31.03	$ 23.86	$ 16.70	$ 13.14	$ 11.01
4781B006AA	Canon Card Set-A6 (501-1000)	$ 2,352.00	$ 1,293.60	45.00%	$ 78.06	$ 60.02	$ 42.00	$ 33.05	$ 27.70
1095B001AA	ADF Access Handle-A1	$ 146.00	$ 94.90	35.00%	$ 5.73	$ 4.40	$ 3.08	$ 2.42	$ 2.03
5185B013AA	Copy Control Interface Kit-C1	$ 53.00	$ 29.15	45.00%	$ 1.76	$ 1.35	$ 0.95	$ 0.74	$ 0.62
1348V957	Convenience Stapler-A1 (White)	$ 360.00	$ 198.00	45.00%	$ 11.95	$ 9.19	$ 6.43	$ 5.06	$ 4.24
2212V477	Universal Keyboard Stand-A1	$ 250.00	$ 162.50	35.00%	$ 9.81	$ 7.54	$ 5.28	$ 4.15	$ 3.48
2212V478	Card Reader Assembly for Universal Keyboard Stand	$ 60.00	$ 33.00	45.00%	$ 1.99	$ 1.53	$ 1.07	$ 0.84	$ 0.71
3844C002AA	PS Printer Kit-QB1	$ 630.00	$ 346.50	45.00%	$ 20.91	$ 16.08	$ 11.25	$ 8.85	$ 7.42
5143B001AA	Barcode Printing Kit-E1	$ 720.00	$ 396.00	45.00%	$ 23.89	$ 18.37	$ 12.86	$ 10.12	$ 8.48
5146B002AA	Micard Attach Kit-B1	$ 90.00	$ 49.50	45.00%	$ 2.99	$ 2.30	$ 1.61	$ 1.26	$ 1.06
6101AU76AA	ESP NEXT GEN PCS POWER FILTER (120V/15A) XG-PCS-15D	$ 221.00	$ 121.55	45.00%	$ 7.33	$ 5.64	$ 3.95	$ 3.11	$ 2.60
1008B001AA	Staple-P1	$ 68.00	$ 57.80	15.00%	N/A	N/A	N/A	N/A	N/A
	Toner								
3526C001AA	Toner T06 Black	$ 183.33	$ 155.83	15.00%	N/A	N/A	N/A	N/A	N/A
	Service Plans imageRUNNER 1643i+/1643iF+								
	BW Zero Base - Includes OEM toner, parts, labor (no staples)		$ 0.0145						
	BW Zero Base - Parts and labor only (no supplies)		$ 0.0108						
	Flat Rate Fee - Parts and labor only (no supplies)		$ 42.00						
	Optional Service Plans Copies Included Pricing imageRUNNER 1643i+/1643iF+								
	Option #1 Included Number of BW Clicks per Month		1,000						
	Option #1 Monthly Base Charge - includes OEM toner, parts, labor (no staples)		$ 14.20						
	Option #1 Overage Rate BW - includes OEM toner, parts, labor (no staples)		$ 0.0142						

NASPO State: Florida

Item Code	Description	MSRP	Purchase Price	% off MSRP	Straight Lease Monthly Payments				
					18 Months	24 Months	36 Months	48 Months	60 Months
	Option #2 Included Number of BW Clicks per Month		1,500						
	Option #2 Monthly Base Charge - Includes OEM toner, parts, labor (no staples)		$ 20.85						
	Option #2 Overage Rate BW - Includes OEM toner, parts, labor (no staples)		$ 0.0139						
	Option #3 Included Number of BW Clicks per Month		2,000						
	Option #3 Monthly Base Charge - Includes OEM toner, parts, labor (no staples)		$ 27.20						
	Option #3 Overage Rate BW - Includes OEM toner, parts, labor (no staples)		$ 0.0136						
3647C008AA	**imageRUNNER ADVANCE 525iF III**	**$ 3,540.00**	**$ 1,416.00**	**60.00%**	**$ 85.44**	**$ 65.70**	**$ 45.98**	**$ 36.18**	**$ 30.32**
3648C005BA	**imageRUNNER ADVANCE 615iF III**	**$ 4,600.00**	**$ 1,840.00**	**60.00%**	**$ 111.03**	**$ 85.38**	**$ 59.74**	**$ 47.01**	**$ 39.39**
3649C002BA	**imageRUNNER ADVANCE 715iF III**	**$ 5,800.00**	**$ 2,320.00**	**60.00%**	**$ 139.99**	**$ 107.65**	**$ 75.33**	**$ 59.28**	**$ 49.67**
3647C009AA	**imageRUNNER ADVANCE 525iFZ III**	**$ 4,740.00**	**$ 1,896.00**	**60.00%**	**$ 114.40**	**$ 87.97**	**$ 61.56**	**$ 48.44**	**$ 40.59**
3648C008BA	**imageRUNNER ADVANCE 615iFZ III**	**$ 5,800.00**	**$ 2,320.00**	**60.00%**	**$ 139.99**	**$ 107.65**	**$ 75.33**	**$ 59.28**	**$ 49.67**
3649C001BA	**imageRUNNER ADVANCE 715iFZ III**	**$ 7,000.00**	**$ 2,800.00**	**60.00%**	**$ 168.95**	**$ 129.92**	**$ 90.92**	**$ 71.54**	**$ 59.95**
2917C001AA	Cassette Module-AG1	$ 420.00	$ 231.00	45.00%	$ 13.94	$ 10.72	$ 7.50	$ 5.90	$ 4.95
2916C001AA	Cassette Feeding Unit-AR1	$ 560.00	$ 308.00	45.00%	$ 18.58	$ 14.29	$ 10.00	$ 7.87	$ 6.59
2915C001AA	High Capacity Cassette Feeding Unit-D1	$ 1,200.00	$ 660.00	45.00%	$ 39.82	$ 30.62	$ 21.43	$ 16.86	$ 14.13
2918C001AA	Envelope Cassette Module-A1	$ 420.00	$ 231.00	45.00%	$ 13.94	$ 10.72	$ 7.50	$ 5.90	$ 4.95
3791C001AA	Cabinet Type-U	$ 160.00	$ 88.00	45.00%	$ 5.31	$ 4.08	$ 2.86	$ 2.25	$ 1.88
4784B001AA	Copy Card Reader-F1	$ 315.00	$ 173.25	45.00%	$ 10.45	$ 8.04	$ 5.63	$ 4.43	$ 3.71
3684B005AA	Copy Card Reader Attachment-B5	$ 84.00	$ 46.20	45.00%	$ 2.79	$ 2.14	$ 1.50	$ 1.18	$ 0.99
4781B001AA	Canon Card Set-A1 (1-30)	$ 158.00	$ 86.90	45.00%	$ 5.24	$ 4.03	$ 2.82	$ 2.22	$ 1.86
4781B002AA	Canon Card Set-A2 (31-100)	$ 347.00	$ 190.85	45.00%	$ 11.52	$ 8.86	$ 6.20	$ 4.88	$ 4.09
4781B003AA	Canon Card Set-A3 (101-200)	$ 462.00	$ 254.10	45.00%	$ 15.33	$ 11.79	$ 8.25	$ 6.49	$ 5.44
4781B004AA	Canon Card Set-A4 (201-300)	$ 462.00	$ 254.10	45.00%	$ 15.33	$ 11.79	$ 8.25	$ 6.49	$ 5.44
4781B005AA	Canon Card Set-A5 (301-500)	$ 935.00	$ 514.25	45.00%	$ 31.03	$ 23.86	$ 16.70	$ 13.14	$ 11.01
4781B006AA	Canon Card Set-A6 (501-1000)	$ 2,352.00	$ 1,293.60	45.00%	$ 78.06	$ 60.02	$ 42.00	$ 33.05	$ 27.70
1095B001AA	ADF Access Handle-A1	$ 146.00	$ 94.90	35.00%	$ 5.73	$ 4.40	$ 3.08	$ 2.42	$ 2.03
3726B001AA	Copy Control Interface Kit-A1	$ 53.00	$ 29.15	45.00%	$ 1.76	$ 1.35	$ 0.95	$ 0.74	$ 0.62
7518A004AA	Braille Label Kit-F1	$ 35.00	$ 22.75	35.00%	$ 1.37	$ 1.06	$ 0.74	$ 0.58	$ 0.49
1266V426	USB Keyboard (Cherry)	$ 110.00	$ 71.50	35.00%	$ 4.31	$ 3.32	$ 2.32	$ 1.83	$ 1.53
2212V477	Universal Keyboard Stand-A1	$ 250.00	$ 162.50	35.00%	$ 9.81	$ 7.54	$ 5.28	$ 4.15	$ 3.48
2212V478	Card Reader Assembly for Universal Keyboard Stand	$ 60.00	$ 33.00	45.00%	$ 1.99	$ 1.53	$ 1.07	$ 0.84	$ 0.71
1348V957	Convenience Stapler-A1 (White)	$ 360.00	$ 198.00	45.00%	$ 11.95	$ 9.19	$ 6.43	$ 5.06	$ 4.24
3821V582	Third Generation imageRUNNER ADVANCE Control Panel Protective Film (incl. Keypad) (10 pack)	$ 99.00	$ 54.45	45.00%	$ 3.29	$ 2.53	$ 1.77	$ 1.39	$ 1.17
3821V583	Third Generation imageRUNNER ADVANCE Control Panel Protective Film (incl. Keypad) (100 pack)	$ 890.00	$ 489.50	45.00%	$ 29.54	$ 22.71	$ 15.89	$ 12.51	$ 10.48
4821B003AA	PCL International Font Set-A1	$ 473.00	$ 260.15	45.00%	$ 15.70	$ 12.07	$ 8.45	$ 6.65	$ 5.57
3999B004AA	Barcode Printing Kit-D1e	$ 840.00	$ 462.00	45.00%	$ 27.88	$ 21.44	$ 15.00	$ 11.80	$ 9.89
8581B002AA	Universal Send Trace & Smooth PDF Kit-A1	$ 462.00	$ 369.60	20.00%	$ 22.30	$ 17.15	$ 12.00	$ 9.44	$ 7.91
1326B013AA	Universal Send Digital User Signature Kit-C1e	$ 1,050.00	$ 840.00	20.00%	$ 50.69	$ 38.98	$ 27.27	$ 21.46	$ 17.98
0172C004AA	IP FAX Expansion Kit-B1	$ 350.00	$ 192.50	45.00%	$ 11.62	$ 8.93	$ 6.25	$ 4.92	$ 4.12
1638C001AA	IC Card Reader Attachment-A1	$ 160.00	$ 88.00	45.00%	$ 5.31	$ 4.08	$ 2.86	$ 2.25	$ 1.88
4164BV44AC	HDD Data Erase Scheduler V3.1.2	$ 350.00	$ 192.50	45.00%	$ 11.62	$ 8.93	$ 6.25	$ 4.92	$ 4.12
4041C001AA	Connection Kit-A2 for Bluetooth LE	$ 200.00	$ 110.00	45.00%	$ 6.64	$ 5.10	$ 3.57	$ 2.81	$ 2.36
1435C001AA	NFC KIT-C1	$ 200.00	$ 130.00	35.00%	$ 7.84	$ 6.03	$ 4.22	$ 3.32	$ 2.78
4140B764AA	imageRUNNER ADVANCE Desktop V4.3 1L with 3 yrs Software Maintenance	$ 340.00	$ 272.00	20.00%	$ 16.41	$ 12.62	$ 8.83	$ 6.95	$ 5.82
4140B765AA	imageRUNNER ADVANCE Desktop V4.3 5L with 3 yrs Software Maintenance	$ 1,400.00	$ 1,120.00	20.00%	$ 67.58	$ 51.97	$ 36.37	$ 28.62	$ 23.96
4140B766AA	imageRUNNER ADVANCE Desktop V4.3 20L with 3 yrs Software Maintenance	$ 4,000.00	$ 3,200.00	20.00%	$ 193.09	$ 148.48	$ 103.90	$ 81.76	$ 68.51
4140B775AA	imageRUNNER ADVANCE Desktop V4 1L 1 year Software Maintenance Extension	$ 60.00	$ 48.00	20.00%	$ 2.90	$ 2.23	$ 1.56	$ 1.23	$ 1.03
4140B776AA	imageRUNNER ADVANCE Desktop V4 5L 1 year Software Maintenance Extension	$ 200.00	$ 160.00	20.00%	$ 9.65	$ 7.42	$ 5.20	$ 4.09	$ 3.43
4140B777AA	imageRUNNER ADVANCE Desktop V4 10L 1 year Software Maintenance Extension	$ 350.00	$ 280.00	20.00%	$ 16.90	$ 12.99	$ 9.09	$ 7.15	$ 5.99
4140B778AA	imageRUNNER ADVANCE Desktop V4 20L 1 year Software Maintenance Extension	$ 500.00	$ 400.00	20.00%	$ 24.14	$ 18.56	$ 12.99	$ 10.22	$ 8.56
4140B779AA	imageRUNNER ADVANCE Desktop V4 50L 1 year Software Maintenance Extension	$ 1,200.00	$ 960.00	20.00%	$ 57.93	$ 44.54	$ 31.17	$ 24.53	$ 20.55
4224C062AA	Authorized Send V7.2 (1 License) e-LAN	$ 1,100.00	$ 880.00	20.00%	$ 53.10	$ 40.83	$ 28.57	$ 22.48	$ 18.84
4224C063AA	Authorized Send V7.2 (10 License) e-LAN	$ 10,500.00	$ 8,400.00	20.00%	$ 506.86	$ 389.76	$ 272.75	$ 214.62	$ 179.84
4224C064AA	Authorized Send V7.2 (100 License) e-LAN	$ 105,000.00	$ 84,000.00	20.00%	$ 5,068.56	$ 3,897.60	$ 2,727.48	$ 2,146.20	$ 1,798.44
4224C016AA	Authorized Send v7.2 Workflow add-on Option (1 License) e-LAN	$ 220.00	$ 176.00	20.00%	$ 10.62	$ 8.17	$ 5.71	$ 4.50	$ 3.77
4224C017AA	Authorized Send v7.2 Bar Code Recognition add-on Option (1 License) e-LAN	$ 220.00	$ 176.00	20.00%	$ 10.62	$ 8.17	$ 5.71	$ 4.50	$ 3.77
4224C018AA	Authorized Send v7.2 Fax Server add-on Option (1 License) e-LAN	$ 220.00	$ 176.00	20.00%	$ 10.62	$ 8.17	$ 5.71	$ 4.50	$ 3.77
4224C066AA	Authorized Send To Fax v7.2 (1 License) e-LAN	$ 390.00	$ 312.00	20.00%	$ 18.83	$ 14.48	$ 10.13	$ 7.97	$ 6.68
4224C015AA	Authorized Send v7.2 Add-on Option (1 License) e-LAN	$ 930.00	$ 744.00	20.00%	$ 44.89	$ 34.52	$ 24.16	$ 19.01	$ 15.93
3575B504AA	MiCard PLUS SC	$ 210.00	$ 168.00	20.00%	$ 10.14	$ 7.80	$ 5.45	$ 4.29	$ 3.60
4164BT59AA	AA-PRINT MFP V1.5 1L	$ 720.00	$ 576.00	20.00%	$ 34.76	$ 26.73	$ 18.70	$ 14.72	$ 12.33
4224C027AA	PaperCut Gen3+ MEAP License	$ 75.00	$ 60.00	20.00%	$ 3.62	$ 2.78	$ 1.95	$ 1.53	$ 1.28
4164BM80AB	Direct Print and Scan for Mobile V2.3.2 1L	$ 100.00	$ 80.00	20.00%	$ 4.83	$ 3.71	$ 2.60	$ 2.04	$ 1.71
4223C001AA	Object Generator (for AS400 printing) License with 3 year Maintenance	$ 6,000.00	$ 4,800.00	20.00%	$ 289.63	$ 222.72	$ 155.86	$ 122.64	$ 102.77
4223C002AA	Object Generator Additional 1 year Maintenance	$ 1,000.00	$ 800.00	20.00%	$ 48.27	$ 37.12	$ 25.98	$ 20.44	$ 17.13
6101AU76AA	ESP NEXT GEN PCS POWER FILTER (120V/15A) XG-PCS-15D	$ 221.00	$ 121.55	45.00%	$ 7.33	$ 5.64	$ 3.95	$ 3.11	$ 2.60
5081B009AA	Dealer supplied Hard Disk Drive Replacement Service- on demand (to be purchased any time)	$ 538.00	$ 350.00	34.94%	N/A	N/A	N/A	N/A	N/A
5007B010AA	Dealer supplied Hard Disk Drive Replacement Service- lease (to be purchased at the time of ordering new equipment)	$ 538.00	$ 350.00	34.94%	$ 21.12	$ 16.24	$ 11.38	$ 8.94	$ 7.49
6138B453AA	Dealer supplied Hard Disk Drive Erase Service- on demand (to be purchased any time)	$ 654.00	$ 425.00	35.02%	N/A	N/A	N/A	N/A	N/A
6138B454AA	Dealer supplied Hard Disk Drive Erase Service- lease (to be purchased at the time of ordering new equipment)	$ 654.00	$ 425.00	35.02%	$ 25.64	$ 19.72	$ 13.80	$ 10.86	$ 9.10
1008B001AA	Staple-P3	$ 68.00	$ 57.80	15.00%	N/A	N/A	N/A	N/A	N/A
	Toner								
2725C001BA	Toner T03 Black	$ 260.00	$ 221.00	15.00%	N/A	N/A	N/A	N/A	N/A
	Service Plans imageRUNNER ADVANCE 525iF III / 525iFZ III								
	BW Zero Base - Includes OEM toner, parts, labor (no staples)		$ 0.0105						
	BW Zero Base - Parts and labor only (no supplies)		$ 0.0069						
	Flat Rate Fee - Parts and labor only (no supplies)		$ 84.00						
	Optional Service Plans Copies included Pricing imageRUNNER ADVANCE 525iF III / 525iFZ III								
	Option #1 Included Number of BW Clicks per Month		4,400						
	Option #1 Monthly Base Charge - Includes OEM toner, parts, labor (no staples)		$ 45.32						
	Option #1 Overage Rate BW - Includes OEM toner, parts, labor (no staples)		$ 0.0103						
	Option #2 Included Number of BW Clicks per Month		5,500						
	Option #2 Monthly Base Charge - Includes OEM toner, parts, labor (no staples)		$ 55.55						
	Option #2 Overage Rate BW - Includes OEM toner, parts, labor (no staples)		$ 0.0101						
	Option #3 Included Number of BW Clicks per Month		6,600						
	Option #3 Monthly Base Charge - Includes OEM toner, parts, labor (no staples)		$ 65.34						
	Option #3 Overage Rate BW - Includes OEM toner, parts, labor (no staples)		$ 0.0099						
	Service Plans imageRUNNER ADVANCE 615iF III / 615iFZ III								
	BW Zero Base - Includes OEM toner, parts, labor (no staples)		$ 0.0095						
	BW Zero Base - Parts and labor only (no supplies)		$ 0.0059						
	Flat Rate Fee - Parts and labor only (no supplies)		$ 114.00						
	Optional Service Plans Copies included Pricing imageRUNNER ADVANCE 615iF III / 615iFZ III								
	Option #1 Included Number of BW Clicks per Month		5,400						
	Option #1 Monthly Base Charge - Includes OEM toner, parts, labor (no staples)		$ 50.22						
	Option #1 Overage Rate BW - Includes OEM toner, parts, labor (no staples)		$ 0.0093						
	Option #2 Included Number of BW Clicks per Month		6,500						
	Option #2 Monthly Base Charge - Includes OEM toner, parts, labor (no staples)		$ 59.15						
	Option #2 Overage Rate BW - Includes OEM toner, parts, labor (no staples)		$ 0.0091						
	Option #3 Included Number of BW Clicks per Month		7,600						
	Option #3 Monthly Base Charge - Includes OEM toner, parts, labor (no staples)		$ 67.64						
	Option #3 Overage Rate BW - Includes OEM toner, parts, labor (no staples)		$ 0.0089						
	Service Plans imageRUNNER ADVANCE 715iF III / 715iFZ III								
	BW Zero Base - Includes OEM toner, parts, labor (no staples)		$ 0.0090						
	BW Zero Base - Parts and labor only (no supplies)		$ 0.0054						
	Flat Rate Fee - Parts and labor only (no supplies)		$ 150.00						
	Optional Service Plans Copies included Pricing imageRUNNER ADVANCE 715iF III / 715iFZ III								
	Option #1 Included Number of BW Clicks per Month		6,400						
	Option #1 Monthly Base Charge - Includes OEM toner, parts, labor (no staples)		$ 56.32						
	Option #1 Overage Rate BW - Includes OEM toner, parts, labor (no staples)		$ 0.0088						
	Option #2 Included Number of BW Clicks per Month		7,500						
	Option #2 Monthly Base Charge - Includes OEM toner, parts, labor (no staples)		$ 64.50						
	Option #2 Overage Rate BW - Includes OEM toner, parts, labor (no staples)		$ 0.0086						

NASPO State: Florida

Item Code	Description	MSRP	Purchase Price	% off MSRP	Straight Lease Monthly Payments 18 Months	24 Months	36 Months	48 Months	60 Months
	Option #3 Included Number of BW Clicks per Month		8,600						
	Option #3 Monthly Base Charge - Includes OEM toner, parts, labor (no staples)		$ 73.10						
	Option #3 Overage Rate BW - Includes OEM toner, parts, labor (no staples)		$ 0.0085						
3893C008AA	imageRUNNER ADVANCE DX 527iF	$ 3,540.00	$ 1,416.00	60.00%	$ 85.44	$ 65.70	$ 45.98	$ 36.18	$ 30.32
3894C005BA	imageRUNNER ADVANCE DX 617iF	$ 4,600.00	$ 1,840.00	60.00%	$ 111.03	$ 85.38	$ 59.74	$ 47.01	$ 39.39
3895C002BA	imageRUNNER ADVANCE DX 717iF	$ 5,800.00	$ 2,320.00	60.00%	$ 139.99	$ 107.65	$ 75.33	$ 59.28	$ 49.67
3893C009AA	imageRUNNER ADVANCE DX 527iFZ	$ 4,740.00	$ 1,896.00	60.00%	$ 114.40	$ 87.97	$ 61.56	$ 48.44	$ 40.59
3894C006BA	imageRUNNER ADVANCE DX 617iFZ	$ 5,800.00	$ 2,320.00	60.00%	$ 139.99	$ 107.65	$ 75.33	$ 59.28	$ 49.67
3895C001BA	imageRUNNER ADVANCE DX 717iFZ	$ 7,000.00	$ 2,800.00	60.00%	$ 168.95	$ 129.92	$ 90.92	$ 71.54	$ 59.95
2917C001AA	Cassette Module-AG1	$ 420.00	$ 231.00	45.00%	$ 13.94	$ 10.72	$ 7.50	$ 5.90	$ 4.95
2916C001AA	Cassette Feeding Unit-AR1	$ 560.00	$ 308.00	45.00%	$ 18.58	$ 14.29	$ 10.00	$ 7.87	$ 6.59
2915C001AA	High Capacity Cassette Feeding Unit-D1	$ 1,200.00	$ 660.00	45.00%	$ 39.82	$ 30.62	$ 21.43	$ 16.86	$ 14.13
2918C001AA	Envelope Cassette Module-A1	$ 420.00	$ 231.00	45.00%	$ 13.94	$ 10.72	$ 7.50	$ 5.90	$ 4.95
3791C001AA	Cabinet Type-U	$ 160.00	$ 88.00	45.00%	$ 5.31	$ 4.08	$ 2.86	$ 2.25	$ 1.88
4784B001AA	Copy Card Reader-F1	$ 315.00	$ 173.25	45.00%	$ 10.45	$ 8.04	$ 5.63	$ 4.43	$ 3.71
3684B005AA	Copy Card Reader Attachment-B5	$ 84.00	$ 46.20	45.00%	$ 2.79	$ 2.14	$ 1.50	$ 1.18	$ 0.99
4781B001AA	Canon Card Set-A1 (1-30)	$ 158.00	$ 86.90	45.00%	$ 5.24	$ 4.03	$ 2.82	$ 2.22	$ 1.86
4781B002AA	Canon Card Set-A2 (31-100)	$ 347.00	$ 190.85	45.00%	$ 11.52	$ 8.86	$ 6.20	$ 4.88	$ 4.09
4781B003AA	Canon Card Set-A3 (101-200)	$ 462.00	$ 254.10	45.00%	$ 15.33	$ 11.79	$ 8.25	$ 6.49	$ 5.44
4781B004AA	Canon Card Set-A4 (201-300)	$ 462.00	$ 254.10	45.00%	$ 15.33	$ 11.79	$ 8.25	$ 6.49	$ 5.44
4781B005AA	Canon Card Set-A5 (301-500)	$ 935.00	$ 514.25	45.00%	$ 31.03	$ 23.86	$ 16.70	$ 13.14	$ 11.01
4781B006AA	Canon Card Set-A6 (501-1000)	$ 2,352.00	$ 1,293.60	45.00%	$ 78.06	$ 60.02	$ 42.00	$ 33.05	$ 27.70
1095B001AA	ADF Access Handle-A1	$ 146.00	$ 94.90	35.00%	$ 5.73	$ 4.40	$ 3.08	$ 2.42	$ 2.03
3726B001AA	Copy Control Interface Kit-A1	$ 53.00	$ 29.15	45.00%	$ 1.76	$ 1.35	$ 0.95	$ 0.74	$ 0.62
7518A004AA	Braille Label Kit-F1	$ 35.00	$ 22.75	35.00%	$ 1.37	$ 1.06	$ 0.74	$ 0.58	$ 0.49
1286V426	USB Keyboard (Cherry)	$ 110.00	$ 71.50	35.00%	$ 4.31	$ 3.32	$ 2.32	$ 1.83	$ 1.53
2212V477	Universal Keyboard Stand-A1	$ 250.00	$ 162.50	35.00%	$ 9.81	$ 7.54	$ 5.28	$ 4.15	$ 3.48
2212V478	Card Reader Assembly for Universal Keyboard Stand	$ 60.00	$ 33.00	45.00%	$ 1.99	$ 1.53	$ 1.07	$ 0.84	$ 0.71
1348V957	Convenience Stapler-A1 (White)	$ 360.00	$ 198.00	45.00%	$ 11.95	$ 9.19	$ 6.43	$ 5.06	$ 4.24
3821V580	imageRUNNER ADVANCE DX Series Control Panel Protective Film (10 pack)	$ 99.00	$ 54.45	45.00%	$ 3.29	$ 2.53	$ 1.77	$ 1.39	$ 1.17
3821V581	imageRUNNER ADVANCE DX Series Control Panel Protective Film (100 pack)	$ 890.00	$ 489.50	45.00%	$ 29.54	$ 22.71	$ 15.89	$ 12.51	$ 10.48
4821B003AA	PCL International Font Set-A1	$ 473.00	$ 260.15	45.00%	$ 15.70	$ 12.07	$ 8.45	$ 6.65	$ 5.57
3999B004AA	Barcode Printing Kit-D1e	$ 840.00	$ 462.00	45.00%	$ 27.88	$ 21.44	$ 15.00	$ 11.80	$ 9.89
0170C004AA	IP FAX Expansion Kit-B1	$ 350.00	$ 192.50	45.00%	$ 11.62	$ 8.93	$ 6.25	$ 4.92	$ 4.12
4164BV44AC	HDD Data Erase Scheduler V3.1.3	$ 350.00	$ 192.50	45.00%	$ 11.62	$ 8.93	$ 6.25	$ 4.92	$ 4.12
4041C001AA	Connection Kit-A2 for Bluetooth LE	$ 200.00	$ 110.00	45.00%	$ 6.64	$ 5.10	$ 3.57	$ 2.81	$ 2.36
4029C001AA	NFC KIT-E1	$ 200.00	$ 130.00	35.00%	$ 7.84	$ 6.03	$ 4.22	$ 3.32	$ 2.78
4224C062AA	Authorized Send V7.2 (1 License) e-LAN	$ 1,100.00	$ 880.00	20.00%	$ 53.10	$ 40.83	$ 28.57	$ 22.48	$ 18.84
4224C063AA	Authorized Send V7.2 (10 License) e-LAN	$ 10,500.00	$ 8,400.00	20.00%	$ 506.86	$ 389.76	$ 272.75	$ 214.62	$ 179.84
4224C064AA	Authorized Send V7.2 (100 License) e-LAN	$ 105,000.00	$ 84,000.00	20.00%	$ 5,068.56	$ 3,897.60	$ 2,727.48	$ 2,146.20	$ 1,798.44
4224C066AA	Authorized Send To Fax v7.2 (1 License) e-LAN	$ 390.00	$ 312.00	20.00%	$ 18.83	$ 14.48	$ 10.13	$ 7.97	$ 6.68
4224C015AA	Authorized Send v7.2 Add-on Option (1 License) e-LAN	$ 930.00	$ 744.00	20.00%	$ 44.89	$ 34.52	$ 24.16	$ 19.01	$ 15.93
4224C016AA	Authorized Send v7.2 Worldox add-on Option (1 License) e-LAN	$ 220.00	$ 176.00	20.00%	$ 10.62	$ 8.17	$ 5.71	$ 4.50	$ 3.77
4224C017AA	Authorized Send v7.2 Bar Code Recognition add-on Option (1 License) e-LAN	$ 220.00	$ 176.00	20.00%	$ 10.62	$ 8.17	$ 5.71	$ 4.50	$ 3.77
4224C018AA	Authorized Send v7.2 Fax Server add-on Option (1 License) e-LAN	$ 220.00	$ 176.00	20.00%	$ 10.62	$ 8.17	$ 5.71	$ 4.50	$ 3.77
3575B504AA	MiCard PLUS SC	$ 210.00	$ 168.00	20.00%	$ 10.14	$ 7.80	$ 5.45	$ 4.29	$ 3.60
4164BT99AA	AA-PRINT MFP V1.5 1L	$ 720.00	$ 576.00	20.00%	$ 34.76	$ 26.73	$ 18.70	$ 14.72	$ 12.33
4224C027AA	PaperCut Gen3+ MEAP License	$ 75.00	$ 60.00	20.00%	$ 3.62	$ 2.78	$ 1.95	$ 1.53	$ 1.28
4223C001AA	Object Generator (for AS400 printing) License with 3 year Maintenance	$ 6,000.00	$ 4,800.00	20.00%	$ 289.63	$ 222.72	$ 155.86	$ 122.64	$ 102.77
4223C002AA	Object Generator Additional 1 year Maintenance	$ 1,000.00	$ 800.00	20.00%	$ 48.27	$ 37.12	$ 25.98	$ 20.44	$ 17.13
6101AU76AA	ESP NEXT GEN PCS POWER FILTER (120V/15A) XG-PCS-15D	$ 221.00	$ 121.55	45.00%	$ 7.33	$ 5.64	$ 3.95	$ 3.11	$ 2.60
5007B009AA	Dealer supplied Hard Disk Drive Replacement Service- on demand (to be purchased any time)	$ 538.00	$ 350.00	34.94%	N/A	N/A	N/A	N/A	N/A
5007B010AA	Dealer supplied Hard Disk Drive Replacement Service- lease (to be purchased at the time of ordering new equipment)	$ 538.00	$ 350.00	34.94%	$ 21.12	$ 16.24	$ 11.36	$ 8.94	$ 7.49
6138B453AA	Dealer supplied Hard Disk Drive Erase Service- on demand (to be purchased any time)	$ 654.00	$ 425.00	35.02%	N/A	N/A	N/A	N/A	N/A
6138B454AA	Dealer supplied Hard Disk Drive Erase Service- lease (to be purchased at the time of ordering new equipment)	$ 654.00	$ 425.00	35.02%	$ 25.64	$ 19.72	$ 13.80	$ 10.86	$ 9.10
1008B001AA	Staple-P1	$ 68.00	$ 57.80	15.00%	N/A	N/A	N/A	N/A	N/A
	Toner								
2725C001BA	Toner T03 Black	$ 260.00	$ 221.00	15.00%	N/A	N/A	N/A	N/A	N/A
	Service Plans imageRUNNER ADVANCE DX 527iF / DX 527iFZ								
	BW Zero Base - Includes OEM toner, parts, labor (no staples)		$ 0.0105						
	BW Zero Base - Parts and labor only (no supplies)		$ 0.0069						
	Flat Rate Fee - Parts and labor only (no supplies)		$ 84.00						
	Optional Service Plans Copies included Pricing imageRUNNER ADVANCE DX 527iF / DX 527iFZ								
	Option #1 Included Number of BW Clicks per Month		4,400						
	Option #1 Monthly Base Charge - Includes OEM toner, parts, labor (no staples)		$ 45.32						
	Option #1 Overage Rate BW - Includes OEM toner, parts, labor (no staples)		$ 0.0103						
	Option #2 Included Number of BW Clicks per Month		5,500						
	Option #2 Monthly Base Charge - Includes OEM toner, parts, labor (no staples)		$ 55.55						
	Option #2 Overage Rate BW - Includes OEM toner, parts, labor (no staples)		$ 0.0101						
	Option #3 Included Number of BW Clicks per Month		6,600						
	Option #3 Monthly Base Charge - Includes OEM toner, parts, labor (no staples)		$ 65.34						
	Option #3 Overage Rate BW - Includes OEM toner, parts, labor (no staples)		$ 0.0099						
	Service Plans imageRUNNER ADVANCE DX 617iF / DX 617iFZ								
	BW Zero Base - Includes OEM toner, parts, labor (no staples)		$ 0.0095						
	BW Zero Base - Parts and labor only (no supplies)		$ 0.0059						
	Flat Rate Fee - Parts and labor only (no supplies)		$ 114.00						
	Optional Service Plans Copies included Pricing imageRUNNER ADVANCE DX 617iF / DX 617iFZ								
	Option #1 Included Number of BW Clicks per Month		5,400						
	Option #1 Monthly Base Charge - Includes OEM toner, parts, labor (no staples)		$ 60.22						
	Option #1 Overage Rate BW - Includes OEM toner, parts, labor (no staples)		$ 0.0093						
	Option #2 Included Number of BW Clicks per Month		6,500						
	Option #2 Monthly Base Charge - Includes OEM toner, parts, labor (no staples)		$ 59.15						
	Option #2 Overage Rate BW - Includes OEM toner, parts, labor (no staples)		$ 0.0091						
	Option #3 Included Number of BW Clicks per Month		7,600						
	Option #3 Monthly Base Charge - Includes OEM toner, parts, labor (no staples)		$ 67.64						
	Option #3 Overage Rate BW - Includes OEM toner, parts, labor (no staples)		$ 0.0089						
	Service Plans imageRUNNER ADVANCE DX 717iF / DX 717iFZ								
	BW Zero Base - Includes OEM toner, parts, labor (no staples)		$ 0.0090						
	BW Zero Base - Parts and labor only (no supplies)		$ 0.0054						
	Flat Rate Fee - Parts and labor only (no supplies)		$ 150.00						
	Optional Service Plans Copies included Pricing imageRUNNER ADVANCE DX 717iF / DX 717iFZ								
	Option #1 Included Number of BW Clicks per Month		6,400						
	Option #1 Monthly Base Charge - Includes OEM toner, parts, labor (no staples)		$ 56.32						
	Option #1 Overage Rate BW - Includes OEM toner, parts, labor (no staples)		$ 0.0088						
	Option #2 Included Number of BW Clicks per Month		7,500						
	Option #2 Monthly Base Charge - Includes OEM toner, parts, labor (no staples)		$ 64.50						
	Option #2 Overage Rate BW - Includes OEM toner, parts, labor (no staples)		$ 0.0086						
	Option #3 Included Number of BW Clicks per Month		8,600						
	Option #3 Monthly Base Charge - Includes OEM toner, parts, labor (no staples)		$ 73.10						
	Option #3 Overage Rate BW - Includes OEM toner, parts, labor (no staples)		$ 0.0085						
4056C002AA	imageRUNNER ADVANCE DX 4725i	$ 8,000.00	$ 2,880.00	64.00%	$ 173.78	$ 133.63	$ 93.51	$ 73.58	$ 61.66
4055C002AA	imageRUNNER ADVANCE DX 4735i	$ 10,000.00	$ 3,500.00	65.00%	$ 211.19	$ 162.40	$ 113.65	$ 89.43	$ 74.94
4054C003AA	imageRUNNER ADVANCE DX 4745i	$ 13,500.00	$ 4,320.00	68.00%	$ 260.67	$ 200.45	$ 140.27	$ 110.38	$ 92.49
4053C002AA	imageRUNNER ADVANCE DX 4751i	$ 15,000.00	$ 4,800.00	68.00%	$ 289.63	$ 222.72	$ 155.86	$ 122.64	$ 102.77
4063C001AA	Single Pass DADF-C1	$ 2,000.00	$ 1,100.00	45.00%	$ 66.37	$ 51.04	$ 35.72	$ 28.11	$ 23.55
3813C001AA	DADF-BA1	$ 800.00	$ 440.00	45.00%	$ 26.55	$ 20.42	$ 14.29	$ 11.24	$ 9.42
3818C002AA	Platen Cover-Y2	$ 105.00	$ 57.75	45.00%	$ 3.48	$ 2.68	$ 1.88	$ 1.48	$ 1.24
1420C002AA	High Capacity Cassette Feeding Unit-B1	$ 1,900.00	$ 1,045.00	45.00%	$ 63.06	$ 48.49	$ 33.93	$ 26.70	$ 22.37
1419C002CA	Cassette Feeding Unit-AN1	$ 1,523.00	$ 837.65	45.00%	$ 50.54	$ 38.87	$ 27.20	$ 21.40	$ 17.93
2299C001AA	Cabinet Type-Q	$ 243.00	$ 133.65	45.00%	$ 8.06	$ 6.20	$ 4.34	$ 3.41	$ 2.86
0607C002AA	Paper Deck Unit-F1	$ 2,205.00	$ 1,212.75	45.00%	$ 73.18	$ 56.27	$ 39.38	$ 30.99	$ 25.96
3665B001AB	Envelope Feeder Attachment-D1	$ 210.00	$ 115.50	45.00%	$ 6.97	$ 5.36	$ 3.75	$ 2.95	$ 2.47

NASPO State: Florida

					Straight Lease Monthly Payments				
Item Code	Description	MSRP	Purchase Price	% off MSRP	18 Months	24 Months	36 Months	48 Months	60 Months
1422C001AA	Inner 2Way Tray-L1	$ 105.00	$ 57.75	45.00%	$ 3.48	$ 2.68	$ 1.88	$ 1.48	$ 1.24
1423C002AA	Inner Finisher-J1	$ 1,260.00	$ 693.00	45.00%	$ 41.82	$ 32.16	$ 22.50	$ 17.71	$ 14.84
1424C002AA	Inner 2/3 Hole Puncher-C1	$ 704.00	$ 387.20	45.00%	$ 23.36	$ 17.97	$ 12.57	$ 9.89	$ 8.29
0813C002AA	Staple Finisher-Y1	$ 2,555.00	$ 1,405.25	45.00%	$ 84.79	$ 65.20	$ 45.63	$ 35.90	$ 30.09
0814C002AA	Booklet Finisher-Y1	$ 3,920.00	$ 2,156.00	45.00%	$ 130.09	$ 100.04	$ 70.01	$ 55.09	$ 46.16
1426C001AA	Buffer Pass Unit-N1	$ 280.00	$ 154.00	45.00%	$ 9.29	$ 7.15	$ 5.00	$ 3.93	$ 3.30
0126C001AA	2/3 Hole Puncher Unit-A1	$ 893.00	$ 491.15	45.00%	$ 29.64	$ 22.79	$ 15.95	$ 12.55	$ 10.52
0165C001AA	Utility Tray-B1	$ 63.00	$ 34.65	45.00%	$ 2.09	$ 1.61	$ 1.13	$ 0.89	$ 0.74
1286V426	USB Keyboard (Cherry)	$ 110.00	$ 71.50	35.00%	$ 4.31	$ 3.32	$ 2.32	$ 1.83	$ 1.53
4784B001AA	Copy Card Reader-F1	$ 315.00	$ 173.25	45.00%	$ 10.45	$ 8.04	$ 5.63	$ 4.43	$ 3.71
3684B008AA	Copy Card Reader Attachment-B6	$ 84.00	$ 46.20	45.00%	$ 2.79	$ 2.14	$ 1.50	$ 1.18	$ 0.99
4781B001AA	Canon Card Set-A1 (1-30)	$ 158.00	$ 86.90	45.00%	$ 5.24	$ 4.03	$ 2.82	$ 2.22	$ 1.86
4781B002AA	Canon Card Set-A2 (31-100)	$ 347.00	$ 190.85	45.00%	$ 11.52	$ 8.86	$ 6.20	$ 4.88	$ 4.09
4781B003AA	Canon Card Set-A3 (101-200)	$ 462.00	$ 254.10	45.00%	$ 15.33	$ 11.79	$ 8.25	$ 6.49	$ 5.44
4781B004AA	Canon Card Set-A4 (201-300)	$ 462.00	$ 254.10	45.00%	$ 15.33	$ 11.79	$ 8.25	$ 6.49	$ 5.44
4781B005AA	Canon Card Set-A5 (301-500)	$ 935.00	$ 514.25	45.00%	$ 31.03	$ 23.86	$ 16.70	$ 13.14	$ 11.01
4781B006AA	Canon Card Set-A6 (501-1000)	$ 2,352.00	$ 1,293.60	45.00%	$ 78.06	$ 60.02	$ 42.00	$ 33.05	$ 27.70
7518A004AA	Braille Label Kit-F1	$ 35.00	$ 22.75	35.00%	$ 1.37	$ 1.06	$ 0.74	$ 0.58	$ 0.49
1095B001AA	ADF Access Handle-A1	$ 146.00	$ 94.90	35.00%	$ 5.73	$ 4.40	$ 3.08	$ 2.42	$ 2.03
3726B001AA	Copy Control Interface Kit-A1	$ 53.00	$ 29.15	45.00%	$ 1.76	$ 1.35	$ 0.95	$ 0.74	$ 0.62
1348V957	Convenience Stapler-A1 (White)	$ 360.00	$ 198.00	45.00%	$ 11.95	$ 9.19	$ 6.43	$ 5.06	$ 4.24
2212V477	Universal Keyboard Stand-A1	$ 250.00	$ 162.50	35.00%	$ 9.81	$ 7.54	$ 5.28	$ 4.15	$ 3.48
2212V478	Card Reader Assembly for Universal Keyboard Stand	$ 60.00	$ 33.00	45.00%	$ 1.99	$ 1.53	$ 1.07	$ 0.84	$ 0.71
4067C001AA	Attachment Kit for Reader	$ 20.00	$ 11.00	45.00%	$ 0.66	$ 0.51	$ 0.36	$ 0.28	$ 0.24
3821V580	imageRUNNER ADVANCE DX Series Control Panel Protective Film (10 pack)	$ 99.00	$ 54.45	45.00%	$ 3.29	$ 2.53	$ 1.77	$ 1.39	$ 1.17
3821V581	imageRUNNER ADVANCE DX Series Control Panel Protective Film (100 pack)	$ 890.00	$ 489.50	45.00%	$ 29.54	$ 22.71	$ 15.89	$ 12.51	$ 10.48
4821B003AA	PCL International Font Set-A1	$ 473.00	$ 260.15	45.00%	$ 15.70	$ 12.07	$ 8.45	$ 6.65	$ 5.57
3999B004AA	Barcode Printing Kit-D1e	$ 840.00	$ 462.00	45.00%	$ 27.88	$ 21.44	$ 15.00	$ 11.80	$ 9.89
4378C005BA	Super G3 FAX Board-BF1	$ 840.00	$ 462.00	45.00%	$ 27.88	$ 21.44	$ 15.00	$ 11.80	$ 9.89
4379C005AA	Super G3 2nd Line Fax Board-BF1	$ 525.00	$ 288.75	45.00%	$ 17.42	$ 13.40	$ 9.38	$ 7.38	$ 6.18
0168C004AA	Super G3 3rd/4th Line Fax Board-AS2	$ 1,050.00	$ 577.50	45.00%	$ 34.85	$ 26.80	$ 18.75	$ 14.76	$ 12.36
0170C004AA	IP FAX Expansion Kit-B1	$ 350.00	$ 192.50	45.00%	$ 11.62	$ 8.93	$ 6.25	$ 4.92	$ 4.12
3679B005AA	Remote Fax Kit-A1e	$ 420.00	$ 231.00	45.00%	$ 13.94	$ 10.72	$ 7.50	$ 5.90	$ 4.95
0180C001AA	HDD Mirroring Kit-J1	$ 525.00	$ 288.75	45.00%	$ 17.42	$ 13.40	$ 9.38	$ 7.38	$ 6.18
4164BV44AC	HDD Data Erase Scheduler V3.1.2	$ 350.00	$ 192.50	45.00%	$ 11.62	$ 8.93	$ 6.25	$ 4.92	$ 4.12
0177C001BA	2.5inch/250GB HDD-N1	$ 368.00	$ 202.40	45.00%	$ 12.21	$ 9.39	$ 6.57	$ 5.17	$ 4.33
0178C001AA	2.5inch/1TB HDD-P1	$ 1,365.00	$ 750.75	45.00%	$ 45.30	$ 34.83	$ 24.38	$ 19.18	$ 16.07
4036C001AA	Numeric Keypad-A1	$ 180.00	$ 99.00	45.00%	$ 5.97	$ 4.59	$ 3.21	$ 2.53	$ 2.12
4040C001AA	IC Card Reader Box for Numeric Keypad-A1	$ 160.00	$ 88.00	45.00%	$ 5.31	$ 4.08	$ 2.86	$ 2.25	$ 1.88
0171C001AA	Voice Guidance Kit-G1	$ 840.00	$ 546.00	35.00%	$ 32.95	$ 25.33	$ 17.73	$ 13.95	$ 11.69
0172C002AA	Voice Operation Kit-D1	$ 1,890.00	$ 1,228.50	35.00%	$ 74.13	$ 57.00	$ 39.89	$ 31.39	$ 26.30
4041C001AA	Connection Kit-A2 for Bluetooth LE	$ 200.00	$ 110.00	45.00%	$ 6.64	$ 5.10	$ 3.57	$ 2.81	$ 2.38
4029C001AA	NFC KIT-E1	$ 200.00	$ 130.00	35.00%	$ 7.84	$ 6.03	$ 4.22	$ 3.32	$ 2.78
4140B784AA	imageRUNNER ADVANCE Desktop V4.3 1L with 3 yrs Software Maintenance	$ 340.00	$ 272.00	20.00%	$ 16.41	$ 12.62	$ 8.83	$ 6.95	$ 5.82
4140B765AA	imageRUNNER ADVANCE Desktop V4.3 5L with 3 yrs Software Maintenance	$ 1,400.00	$ 1,120.00	20.00%	$ 67.58	$ 51.97	$ 36.37	$ 28.62	$ 23.98
4140B766AA	imageRUNNER ADVANCE Desktop V4.3 20L with 3 yrs Software Maintenance	$ 4,000.00	$ 3,200.00	20.00%	$ 193.09	$ 148.48	$ 103.90	$ 81.76	$ 68.51
4140B775AA	imageRUNNER ADVANCE Desktop V4 1L 1 year Software Maintenance Extension	$ 60.00	$ 48.00	20.00%	$ 2.90	$ 2.23	$ 1.56	$ 1.23	$ 1.03
4140B776AA	imageRUNNER ADVANCE Desktop V4 5L 1 year Software Maintenance Extension	$ 200.00	$ 160.00	20.00%	$ 9.65	$ 7.42	$ 5.20	$ 4.09	$ 3.43
4140B777AA	imageRUNNER ADVANCE Desktop V4 10L 1 year Software Maintenance Extension	$ 350.00	$ 280.00	20.00%	$ 16.90	$ 12.99	$ 9.09	$ 7.15	$ 5.99
4140B778AA	imageRUNNER ADVANCE Desktop V4 20L 1 year Software Maintenance Extension	$ 500.00	$ 400.00	20.00%	$ 24.14	$ 18.56	$ 12.99	$ 10.22	$ 8.56
4140B779AA	imageRUNNER ADVANCE Desktop V4 50L 1 year Software Maintenance Extension	$ 1,200.00	$ 960.00	20.00%	$ 57.93	$ 44.54	$ 31.17	$ 24.53	$ 20.55
4224C002AA	Authorized Send V7.2 (1 License) e-LAN	$ 1,100.00	$ 880.00	20.00%	$ 53.10	$ 40.83	$ 28.57	$ 22.48	$ 18.84
4224C063AA	Authorized Send V7.2 (10 License) e-LAN	$ 10,500.00	$ 8,400.00	20.00%	$ 506.86	$ 389.76	$ 272.75	$ 214.62	$ 179.84
4224C064AA	Authorized Send V7.2 (100 License) e-LAN	$ 105,000.00	$ 84,000.00	20.00%	$ 5,068.56	$ 3,897.60	$ 2,727.48	$ 2,146.20	$ 1,798.44
4224C086AA	Authorized Send To Fax v7.2 (1 License) e-LAN	$ 390.00	$ 312.00	20.00%	$ 18.83	$ 14.48	$ 10.13	$ 7.97	$ 6.68
4224C015AA	Authorized Send v7.2 Add-on Option (1 License) e-LAN	$ 930.00	$ 744.00	20.00%	$ 44.89	$ 34.52	$ 24.16	$ 19.01	$ 15.93
4224C016AA	Authorized Send v7.2 Worldox add-on Option (1 License) e-LAN	$ 220.00	$ 176.00	20.00%	$ 10.62	$ 8.17	$ 5.71	$ 4.50	$ 3.77
4224C017AA	Authorized Send v7.2 Bar Code Recognition add-on Option (1 License) e-LAN	$ 220.00	$ 176.00	20.00%	$ 10.62	$ 8.17	$ 5.71	$ 4.50	$ 3.77
4224C018AA	Authorized Send v7.2 Fax Server add-on Option (1 License) e-LAN	$ 220.00	$ 176.00	20.00%	$ 10.62	$ 8.17	$ 5.71	$ 4.50	$ 3.77
4164BT58AA	AA-PRINT MFP V1.5 G3	$ 720.00	$ 576.00	20.00%	$ 34.76	$ 26.73	$ 18.70	$ 14.72	$ 12.33
4848B120AA	MEAP Web Connection Kit V5.7	$ -	$ -	0.00%	$ -	$ -	$ -	$ -	$ -
4164BM80AB	Direct Print and Scan for Mobile V2.3.2 1L	$ 100.00	$ 80.00	20.00%	$ 4.83	$ 3.71	$ 2.60	$ 2.04	$ 1.71
4223C001AA	Object Generator (for AS400 printing) License with 3 year Maintenance	$ 6,000.00	$ 4,800.00	20.00%	$ 289.63	$ 222.72	$ 155.86	$ 122.64	$ 102.77
4223C002AA	Object Generator Additional 1 year Maintenance	$ 1,000.00	$ 800.00	20.00%	$ 48.27	$ 37.12	$ 25.98	$ 20.44	$ 17.13
1858B001AA	Stamp Unit-B1	$ 58.00	$ 31.90	45.00%	$ 1.92	$ 1.48	$ 1.04	$ 0.82	$ 0.68
6101AU76AA	ESP NEXT GEN PCS POWER FILTER (120V/15A) XG-PCS-15D	$ 221.00	$ 121.55	45.00%	$ 7.33	$ 5.64	$ 3.95	$ 3.11	$ 2.60
5007B008AA	Dealer supplied Hard Disk Drive Replacement Service- on demand (to be purchased any time)	$ 538.00	$ 350.00	34.94%	N/A	N/A	N/A	N/A	N/A
5007B010AA	Dealer supplied Hard Disk Drive Replacement Service- lease (to be purchased at the time of ordering new equipment)	$ 538.00	$ 350.00	34.94%	$ 21.12	$ 16.24	$ 11.36	$ 8.94	$ 7.48
6138B453AA	Dealer supplied Hard Disk Drive Erase Service- on demand (to be purchased any time)	$ 654.00	$ 425.00	35.02%	N/A	N/A	N/A	N/A	N/A
6138B454AA	Dealer supplied Hard Disk Drive Erase Service- lease (to be purchased at the time of ordering new equipment)	$ 654.00	$ 425.00	35.02%	$ 25.64	$ 19.72	$ 13.80	$ 10.86	$ 9.10
1008B001AA	Staple-P1	$ 68.00	$ 57.80	15.00%	N/A	N/A	N/A	N/A	N/A
0148C001AA	Staple Cartridge-Y1 (for Booklet Finisher-Y1)	$ 41.00	$ 34.85	15.00%	N/A	N/A	N/A	N/A	N/A
	Toner								
0473C003AA	GPR-57 Toner Black	$ 106.67	$ 90.62	15.00%	N/A	N/A	N/A	N/A	N/A
	Service Plans imageRUNNER ADVANCE DX 4725i								
	BW Zero Base - Includes OEM toner, parts, labor (no staples)		$ 0.0087						
	BW Zero Base - Parts and labor only (no supplies)		$ 0.0068						
	BW Zero Base - 11 x 17" impressions (counts as 2 clicks) Includes OEM toner, parts, labor (no staples)		$ 0.0083						
	Flat Rate Fee - Parts and labor only (no supplies)		$ 54.00						
	Optional Service Plans Copies Included Pricing imageRUNNER ADVANCE DX 4725i								
	Option #1 Included Number of BW Clicks per Month		5,000						
	Option #1 Monthly Base Charge - includes OEM toner, parts, labor (no staples)		$ 42.50						
	Option #1 Overage Rate BW - includes OEM toner, parts, labor (no staples)		$ 0.0085						
	Option #2 Included Number of BW Clicks per Month		7,500						
	Option #2 Monthly Base Charge - includes OEM toner, parts, labor (no staples)		$ 63.00						
	Option #2 Overage Rate BW - includes OEM toner, parts, labor (no staples)		$ 0.0084						
	Option #3 Included Number of BW Clicks per Month		10,000						
	Option #3 Monthly Base Charge - includes OEM toner, parts, labor (no staples)		$ 82.00						
	Option #3 Overage Rate BW - includes OEM toner, parts, labor (no staples)		$ 0.0082						
	Service Plans imageRUNNER ADVANCE DX 4735i								
	BW Zero Base - Includes OEM toner, parts, labor (no staples)		$ 0.0087						
	BW Zero Base - Parts and labor only (no supplies)		$ 0.0068						
	BW Zero Base - 11 x 17" impressions (counts as 2 clicks) Includes OEM toner, parts, labor (no staples)		$ 0.0083						
	Flat Rate Fee - Parts and labor only (no supplies)		$ 72.00						
	Optional Service Plans Copies Included Pricing imageRUNNER ADVANCE DX 4735i								
	Option #1 Included Number of BW Clicks per Month		7,500						
	Option #1 Monthly Base Charge - includes OEM toner, parts, labor (no staples)		$ 63.75						
	Option #1 Overage Rate BW - includes OEM toner, parts, labor (no staples)		$ 0.0085						
	Option #2 Included Number of BW Clicks per Month		12,500						
	Option #2 Monthly Base Charge - includes OEM toner, parts, labor (no staples)		$ 105.00						
	Option #2 Overage Rate BW - includes OEM toner, parts, labor (no staples)		$ 0.0084						
	Option #3 Included Number of BW Clicks per Month		17,500						
	Option #3 Monthly Base Charge - includes OEM toner, parts, labor (no staples)		$ 143.50						
	Option #3 Overage Rate BW - includes OEM toner, parts, labor (no staples)		$ 0.0082						
	Service Plans imageRUNNER ADVANCE DX 4745i								
	BW Zero Base - Includes OEM toner, parts, labor (no staples)		$ 0.0077						
	BW Zero Base - Parts and labor only (no supplies)		$ 0.0058						
	BW Zero Base - 11 x 17" impressions (counts as 2 clicks) Includes OEM toner, parts, labor (no staples)		$ 0.0073						
	Flat Rate Fee - Parts and labor only (no supplies)		$ 96.00						
	Optional Service Plans Copies Included Pricing imageRUNNER ADVANCE DX 4745i								
	Option #1 Included Number of BW Clicks per Month		9,000						
	Option #1 Monthly Base Charge - includes OEM toner, parts, labor (no staples)		$ 67.50						
	Option #1 Overage Rate BW - includes OEM toner, parts, labor (no staples)		$ 0.0075						

NASPO State: Florida

Item Code	Description	MSRP	Purchase Price	% off MSRP	Straight Lease Monthly Payments 18 Months	24 Months	36 Months	48 Months	60 Months
	Option #2 Included Number of BW Clicks per Month		14,000						
	Option #2 Monthly Base Charge - Includes OEM toner, parts, labor (no staples)		$ 103.60						
	Option #2 Overage Rate BW - Includes OEM toner, parts, labor (no staples)		$ 0.0074						
	Option #3 Included Number of BW Clicks per Month		19,000						
	Option #3 Monthly Base Charge - Includes OEM toner, parts, labor (no staples)		$ 136.80						
	Option #3 Overage Rate BW - Includes OEM toner, parts, labor (no staples)		$ 0.0072						
	Service Plans imageRUNNER ADVANCE DX 4751i								
	BW Zero Base - Includes OEM toner, parts, labor (no staples)		$ 0.0077						
	BW Zero Base - Parts and labor only (no supplies)		$ 0.0058						
	BW Zero Base - 11 x 17" impressions (counts as 2 clicks) Includes OEM toner, parts, labor (no staples)		$ 0.0073						
	Flat Rate Fee - Parts and labor only (no supplies)		$ 120.00						
	Optional Service Plans Copies Included Pricing imageRUNNER ADVANCE DX 4751i								
	Option #1 Included Number of BW Clicks per Month		12,000						
	Option #1 Monthly Base Charge - Includes OEM toner, parts, labor (no staples)		$ 90.00						
	Option #1 Overage Rate BW - Includes OEM toner, parts, labor (no staples)		$ 0.0075						
	Option #2 Included Number of BW Clicks per Month		18,000						
	Option #2 Monthly Base Charge - Includes OEM toner, parts, labor (no staples)		$ 133.20						
	Option #2 Overage Rate BW - Includes OEM toner, parts, labor (no staples)		$ 0.0074						
	Option #3 Included Number of BW Clicks per Month		24,000						
	Option #3 Monthly Base Charge - Includes OEM toner, parts, labor (no staples)		$ 172.80						
	Option #3 Overage Rate BW - Includes OEM toner, parts, labor (no staples)		$ 0.0072						
4492C002AA	**imageRUNNER ADVANCE DX 6000i**	**$ 16,500.00**	**$ 5,280.00**	**68.00%**	**$ 318.66**	**$ 244.99**	**$ 171.44**	**$ 134.98**	**$ 113.04**
0818C002AA	High Capacity Cassette Feeding Unit-A1	$ 1,900.00	$ 1,045.00	45.00%	$ 63.08	$ 48.49	$ 33.93	$ 26.70	$ 22.37
0609C002CA	Cassette Feeding Unit-AM1	$ 1,523.00	$ 837.65	45.00%	$ 50.54	$ 38.87	$ 27.20	$ 21.40	$ 17.93
1770C001AB	Cabinet Type-N	$ 300.00	$ 165.00	45.00%	$ 9.96	$ 7.66	$ 5.36	$ 4.22	$ 3.53
0607C002AA	Paper Deck Unit-F1	$ 2,205.00	$ 1,212.75	45.00%	$ 73.18	$ 56.27	$ 39.38	$ 30.99	$ 25.96
9611B001AA	Inner 2-way Tray-U1	$ 105.00	$ 57.75	45.00%	$ 3.48	$ 2.68	$ 1.88	$ 1.48	$ 1.24
0615C002BA	Inner Finisher-H1	$ 1,260.00	$ 693.00	45.00%	$ 41.82	$ 32.16	$ 22.50	$ 17.71	$ 14.84
0618C002AA	Inner 2/3 Hole Puncher-B1	$ 710.00	$ 390.50	45.00%	$ 23.56	$ 18.12	$ 12.68	$ 9.98	$ 8.36
0613C002AA	Staple Finisher-Y1	$ 2,555.00	$ 1,405.25	45.00%	$ 84.79	$ 65.20	$ 45.63	$ 35.90	$ 30.09
0614C002AA	Booklet Finisher-Y1	$ 3,920.00	$ 2,156.00	45.00%	$ 130.09	$ 100.04	$ 70.01	$ 55.09	$ 46.16
0619C002AA	Buffer Pass Unit-L1	$ 280.00	$ 154.00	45.00%	$ 9.29	$ 7.15	$ 5.00	$ 3.93	$ 3.30
0126C001AA	2/3 Hole Puncher Unit-A1	$ 893.00	$ 491.15	45.00%	$ 29.64	$ 22.79	$ 15.95	$ 12.55	$ 10.52
8930B001AA	TAB ATTACHMENT-F1	$ 80.00	$ 44.00	45.00%	$ 2.65	$ 2.04	$ 1.43	$ 1.12	$ 0.94
5815A003AA	Copy Tray-J2	$ 47.00	$ 25.85	45.00%	$ 1.56	$ 1.20	$ 0.84	$ 0.66	$ 0.55
0165C001AA	Utility Tray-B1	$ 63.00	$ 34.65	45.00%	$ 2.09	$ 1.61	$ 1.13	$ 0.89	$ 0.74
3918C002AA	Platen Cover-Y2	$ 105.00	$ 57.75	45.00%	$ 3.48	$ 2.68	$ 1.88	$ 1.48	$ 1.24
1286V426	USB Keyboard (Cherry)	$ 110.00	$ 71.50	35.00%	$ 4.31	$ 3.32	$ 2.32	$ 1.83	$ 1.53
3684B059AA	Copy Card Reader Attachment-B7	$ 84.00	$ 46.20	45.00%	$ 2.79	$ 2.14	$ 1.50	$ 1.18	$ 0.99
4784B001AA	Copy Card Reader-F1	$ 315.00	$ 173.25	45.00%	$ 10.45	$ 8.04	$ 5.63	$ 4.43	$ 3.71
4781B001AA	Canon Card Set-A1 (1-30)	$ 158.00	$ 86.90	45.00%	$ 5.24	$ 4.03	$ 2.82	$ 2.22	$ 1.86
4781B002AA	Canon Card Set-A2 (31-100)	$ 347.00	$ 190.85	45.00%	$ 11.52	$ 8.86	$ 6.20	$ 4.88	$ 4.09
4781B003AA	Canon Card Set-A3 (101-200)	$ 462.00	$ 254.10	45.00%	$ 15.33	$ 11.79	$ 8.25	$ 6.49	$ 5.44
4781B004AA	Canon Card Set-A4 (201-300)	$ 462.00	$ 254.10	45.00%	$ 15.33	$ 11.79	$ 8.25	$ 6.49	$ 5.44
4781B005AA	Canon Card Set-A5 (301-500)	$ 935.00	$ 514.25	45.00%	$ 31.03	$ 23.86	$ 16.70	$ 13.14	$ 11.01
4781B006AA	Canon Card Set-A6 (501-1000)	$ 2,352.00	$ 1,293.60	45.00%	$ 78.06	$ 60.02	$ 42.00	$ 33.05	$ 27.70
7516A004AA	Braille Label Kit-P1	$ 35.00	$ 22.75	35.00%	$ 1.37	$ 1.06	$ 0.74	$ 0.58	$ 0.49
1095B001AA	ADF Access Handle-A1	$ 146.00	$ 94.90	35.00%	$ 5.73	$ 4.40	$ 3.08	$ 2.42	$ 2.03
3726B001AA	Copy Control Interface Kit-A1	$ 53.00	$ 29.15	45.00%	$ 1.76	$ 1.35	$ 0.95	$ 0.74	$ 0.62
1348V957	Convenience Stapler-A1 (White)	$ 360.00	$ 198.00	45.00%	$ 11.95	$ 9.19	$ 6.43	$ 5.06	$ 4.24
2212V477	Universal Keyboard Stand-A1	$ 250.00	$ 162.50	35.00%	$ 9.81	$ 7.54	$ 5.28	$ 4.15	$ 3.46
2212V478	Card Reader Assembly for Universal Keyboard Stand	$ 60.00	$ 33.00	45.00%	$ 1.99	$ 1.53	$ 1.07	$ 0.84	$ 0.71
4067C002AA	Attachment kit for Reader	$ 20.00	$ 11.00	45.00%	$ 0.66	$ 0.51	$ 0.36	$ 0.28	$ 0.24
3821V580	imageRUNNER ADVANCE DX Series Control Panel Protective Film (10 pack)	$ 99.00	$ 54.45	45.00%	$ 3.29	$ 2.53	$ 1.77	$ 1.39	$ 1.17
3821V581	imageRUNNER ADVANCE DX Series Control Panel Protective Film (100 pack)	$ 890.00	$ 489.50	45.00%	$ 29.54	$ 22.71	$ 15.89	$ 12.51	$ 10.48
4821B003AA	PCL International Font Set-A1	$ 473.00	$ 260.15	45.00%	$ 15.70	$ 12.07	$ 8.45	$ 6.65	$ 5.57
3999B004AA	Barcode Printing Kit-D1e	$ 840.00	$ 462.00	45.00%	$ 27.88	$ 21.44	$ 15.00	$ 11.80	$ 9.89
0168C007CA	Super G3 FAX Board-AS2	$ 840.00	$ 462.00	45.00%	$ 27.88	$ 21.44	$ 15.00	$ 11.80	$ 9.89
0167C007AA	Super G3 2nd Line Fax Board-AS2	$ 525.00	$ 288.75	45.00%	$ 17.42	$ 13.40	$ 9.38	$ 7.38	$ 6.18
0168C004AA	Super G3 3rd/4th Line Fax Board-AS2	$ 1,050.00	$ 577.50	45.00%	$ 34.85	$ 26.80	$ 18.75	$ 14.76	$ 12.36
0170C004AA	IP FAX Expansion Kit-B1	$ 350.00	$ 192.50	45.00%	$ 11.62	$ 8.93	$ 6.25	$ 4.92	$ 4.12
3679B005AA	Remote Fax Kit-A1e	$ 420.00	$ 231.00	45.00%	$ 13.94	$ 10.72	$ 7.50	$ 5.90	$ 4.95
0180C001AA	HDD Mirroring Kit-J1	$ 525.00	$ 288.75	45.00%	$ 17.42	$ 13.40	$ 9.38	$ 7.38	$ 6.18
4164BV44AC	HDD Data Erase Scheduler V3.1.3	$ 350.00	$ 192.50	45.00%	$ 11.62	$ 8.93	$ 6.25	$ 4.92	$ 4.12
0177C001BA	2.5inch/250GB HDD-N1	$ 368.00	$ 202.40	45.00%	$ 12.21	$ 9.39	$ 6.57	$ 5.17	$ 4.33
0178C001AA	2.5inch/1TB HDD-P1	$ 1,365.00	$ 750.75	45.00%	$ 45.30	$ 34.83	$ 24.38	$ 19.18	$ 16.07
4036C001AA	Numeric Keypad-A1	$ 180.00	$ 99.00	45.00%	$ 5.97	$ 4.59	$ 3.21	$ 2.53	$ 2.12
4040C001AA	IC Card Reader Box for Numeric Keypad-A1	$ 160.00	$ 88.00	45.00%	$ 5.31	$ 4.08	$ 2.86	$ 2.25	$ 1.88
0171C001AA	Voice Guidance Kit-G1	$ 840.00	$ 546.00	35.00%	$ 32.95	$ 25.33	$ 17.73	$ 13.95	$ 11.69
0172C002AA	Voice Operation Kit-D1	$ 1,890.00	$ 1,228.50	35.00%	$ 74.13	$ 57.00	$ 39.89	$ 31.39	$ 26.30
4041C001AA	Connection Kit-A2 for Bluetooth LE	$ 200.00	$ 110.00	45.00%	$ 6.64	$ 5.10	$ 3.57	$ 2.81	$ 2.36
4029C001AA	NFC KIT-E1	$ 200.00	$ 130.00	35.00%	$ 7.84	$ 6.03	$ 4.22	$ 3.32	$ 2.78
4224C062AA	Authorized Send V7.2 (1 License) e-LAN	$ 1,100.00	$ 880.00	20.00%	$ 53.10	$ 40.83	$ 28.57	$ 22.48	$ 18.84
4224C063AA	Authorized Send V7.2 (10 License) e-LAN	$ 10,500.00	$ 8,400.00	20.00%	$ 506.86	$ 389.76	$ 272.75	$ 214.62	$ 179.84
4224C064AA	Authorized Send V7.2 (100 License) e-LAN	$ 105,000.00	$ 84,000.00	20.00%	$ 5,068.56	$ 3,897.60	$ 2,727.48	$ 2,146.20	$ 1,798.44
4224C066AA	Authorized Send To Fax v7.2 (1 License) e-LAN	$ 390.00	$ 312.00	20.00%	$ 18.83	$ 14.48	$ 10.13	$ 7.97	$ 6.68
4224C015AA	Authorized Send v7.2 Add-on Option (1 License) e-LAN	$ 930.00	$ 744.00	20.00%	$ 44.89	$ 34.52	$ 24.16	$ 19.01	$ 15.93
4224C016AA	Authorized Send v7.2 Worldox add-on Option (1 License) e-LAN	$ 220.00	$ 176.00	20.00%	$ 10.62	$ 8.17	$ 5.71	$ 4.50	$ 3.77
4224C017AA	Authorized Send v7.2 Bar Code Recognition add-on Option (1 License) e-LAN	$ 220.00	$ 176.00	20.00%	$ 10.62	$ 8.17	$ 5.71	$ 4.50	$ 3.77
4224C018AA	Authorized Send v7.2 Fax Server add-on Option (1 License) e-LAN	$ 220.00	$ 176.00	20.00%	$ 10.62	$ 8.17	$ 5.71	$ 4.50	$ 3.77
4164BT58AA	AA-PRINT MFP V1.5 G3	$ 720.00	$ 576.00	20.00%	$ 34.78	$ 26.73	$ 18.70	$ 14.72	$ 12.33
4848B120AA	MEAP Web Connection Kit V5.7	$ -	$ -	0.00%	$ -	$ -	$ -	$ -	$ -
4223C001AA	Object Generator (for AS400 printing) License with 3 year Maintenance	$ 6,000.00	$ 4,800.00	20.00%	$ 289.63	$ 222.72	$ 155.86	$ 122.64	$ 102.77
4223C002AA	Object Generator Additional 1 year Maintenance	$ 1,000.00	$ 800.00	20.00%	$ 48.27	$ 37.12	$ 25.98	$ 20.44	$ 17.13
6101AU76AA	ESP NEXT GEN PCS POWER FILTER (120V/15A) XG-PCS-15D	$ 221.00	$ 121.55	45.00%	$ 7.33	$ 5.64	$ 3.95	$ 3.11	$ 2.60
6101AU77AA	ESP NEXT GEN PCS POWER FILTER (120V/20A) XG-PCS-20D	$ 227.71	$ 125.24	45.00%	$ 7.56	$ 5.81	$ 4.07	$ 3.20	$ 2.68
5007B009AA	Dealer supplied Hard Disk Drive Replacement Service--on demand (to be purchased any time)	$ 538.00	$ 350.00	34.94%	N/A	N/A	N/A	N/A	N/A
5007B010AA	Dealer supplied Hard Disk Drive Replacement Service- lease (to be purchased at the time of ordering new equipment)	$ 538.00	$ 350.00	34.94%	$ 21.12	$ 16.24	$ 11.36	$ 8.94	$ 7.49
6138B453AA	Dealer supplied Hard Disk Drive Erase Service- on demand (to be purchased any time)	$ 654.00	$ 425.00	35.02%	N/A	N/A	N/A	N/A	N/A
6138B454AA	Dealer supplied Hard Disk Drive Erase Service- lease (to be purchased at the time of ordering new equipment)	$ 654.00	$ 425.00	35.02%	$ 25.64	$ 19.72	$ 13.80	$ 10.86	$ 9.10
1008B001AA	Staple-P1	$ 68.00	$ 57.80	15.00%	N/A	N/A	N/A	N/A	N/A
0148C001AA	Staple Cartridge-Y1	$ 41.00	$ 34.85	15.00%	N/A	N/A	N/A	N/A	N/A
	Toner								
0481C003BA	GPR-55 TONER BK	$ 161.50	$ 137.28	15.00%	N/A	N/A	N/A	N/A	N/A
	Service Plans imageRUNNER ADVANCE DX 6000i								
	BW Zero Base - Includes OEM toner, parts, labor (no staples)		$ 0.0088						
	BW Zero Base - Parts and labor only (no supplies)		$ 0.0078						
	BW Zero Base - 11 x 17" impressions (counts as 2 clicks) Includes OEM toner, parts, labor (no staples)		$ 0.0084						
	Flat Rate Fee - Parts and labor only (no supplies)		$ 202.00						
	Optional Service Plans Copies Included Pricing imageRUNNER ADVANCE DX 6000i								
	Option #1 Included Number of BW Clicks per Month		18,000						
	Option #1 Monthly Base Charge - Includes OEM toner, parts, labor (no staples)		$ 184.80						
	Option #1 Overage Rate BW - Includes OEM toner, parts, labor (no staples)		$ 0.0086						
	Option #2 Included Number of BW Clicks per Month		24,000						
	Option #2 Monthly Base Charge - Includes OEM toner, parts, labor (no staples)		$ 201.60						
	Option #2 Overage Rate BW - Includes OEM toner, parts, labor (no staples)		$ 0.0084						
	Option #3 Included Number of BW Clicks per Month		30,000						
	Option #3 Monthly Base Charge - Includes OEM toner, parts, labor (no staples)		$ 249.00						
	Option #3 Overage Rate BW - Includes OEM toner, parts, labor (no staples)		$ 0.0083						
4020C003AA	**imageRUNNER ADVANCE DX 6755i**	**$ 18,000.00**	**$ 5,760.00**	**68.00%**	**$ 347.58**	**$ 267.26**	**$ 187.03**	**$ 147.17**	**$ 123.32**
4018C003AA	**imageRUNNER ADVANCE DX 6765i**	**$ 24,000.00**	**$ 8,400.00**	**65.00%**	**$ 506.86**	**$ 389.76**	**$ 272.75**	**$ 214.62**	**$ 179.84**

NASPO State: Florida

					Straight Lease Monthly Payments				
Item Code	Description	MSRP	Purchase Price	% off MSRP	18 Months	24 Months	36 Months	48 Months	60 Months
4017C003AA	**imageRUNNER ADVANCE DX 6780i**	**$ 30,000.00**	**$ 9,600.00**	**68.00%**	**$ 579.26**	**$ 445.44**	**$ 311.71**	**$ 245.28**	**$ 205.54**
0162C002AA	Paper Deck Unit-E1	$ 2,620.00	$ 1,388.00	45.00%	$ 83.63	$ 64.31	$ 45.00	$ 35.41	$ 29.67
0163C002AB	POD Deck Lite-C1	$ 4,100.00	$ 2,255.00	45.00%	$ 136.07	$ 104.63	$ 73.22	$ 57.62	$ 48.28
0164C002AA	Copy Tray-R2	$ 210.00	$ 115.50	45.00%	$ 6.97	$ 5.36	$ 3.75	$ 2.95	$ 2.47
3235C001AA	Staple Finisher-AC1	$ 3,150.00	$ 1,732.50	45.00%	$ 104.54	$ 80.39	$ 56.25	$ 44.27	$ 37.09
3236C001AA	Booklet Finisher-AC1	$ 5,565.00	$ 3,060.75	45.00%	$ 184.69	$ 142.02	$ 99.38	$ 78.20	$ 65.53
0126C001AA	2/3 Hole Puncher Unit-A1	$ 893.00	$ 491.15	45.00%	$ 29.64	$ 22.79	$ 15.95	$ 12.55	$ 10.52
0104C001AA	Document Insertion Unit-P1	$ 2,940.00	$ 1,617.00	45.00%	$ 97.57	$ 75.03	$ 52.50	$ 41.31	$ 34.62
0105C002AA	Document Insertion / Folding Unit-J1	$ 8,400.00	$ 4,620.00	45.00%	$ 278.77	$ 214.37	$ 150.01	$ 118.04	$ 98.91
6793A004AA	Tab Feeding Attachment Kit-B1	$ 168.00	$ 92.40	45.00%	$ 5.58	$ 4.29	$ 3.00	$ 2.36	$ 1.98
0166C001AA	Utility Tray-B1	$ 63.00	$ 34.65	45.00%	$ 2.09	$ 1.61	$ 1.13	$ 0.89	$ 0.74
4024C001AA	Upright Control Panel-J1	$ 1,890.00	$ 1,228.50	35.00%	$ 74.13	$ 57.00	$ 39.89	$ 31.39	$ 26.30
0867C002AA	Printer Cover-H2	$ 200.00	$ 110.00	45.00%	$ 6.64	$ 5.10	$ 3.57	$ 2.81	$ 2.36
1296V426	USB Keyboard (Cherry)	$ 110.00	$ 71.50	35.00%	$ 4.31	$ 3.32	$ 2.32	$ 1.83	$ 1.53
3730B004AA	Copy Card Reader Attachment-A4	$ 84.00	$ 46.20	45.00%	$ 2.79	$ 2.14	$ 1.50	$ 1.18	$ 0.99
4784B001AA	Copy Card Reader-F1	$ 315.00	$ 173.25	45.00%	$ 10.45	$ 8.04	$ 5.63	$ 4.43	$ 3.71
4781B001AA	Canon Card Set-A1 (1-30)	$ 158.00	$ 86.90	45.00%	$ 5.24	$ 4.03	$ 2.82	$ 2.22	$ 1.86
4781B002AA	Canon Card Set-A2 (31-100)	$ 347.00	$ 190.85	45.00%	$ 11.52	$ 8.86	$ 6.20	$ 4.88	$ 4.09
4781B003AA	Canon Card Set-A3 (101-200)	$ 462.00	$ 254.10	45.00%	$ 15.33	$ 11.79	$ 8.25	$ 6.49	$ 5.44
4781B004AA	Canon Card Set-A4 (201-300)	$ 462.00	$ 254.10	45.00%	$ 15.33	$ 11.79	$ 8.25	$ 6.49	$ 5.44
4781B005AA	Canon Card Set-A5 (301-500)	$ 935.00	$ 514.25	45.00%	$ 31.03	$ 23.86	$ 16.70	$ 13.14	$ 11.01
4781B006AA	Canon Card Set-A6 (501-1000)	$ 2,352.00	$ 1,293.60	45.00%	$ 78.06	$ 60.02	$ 42.00	$ 33.05	$ 27.70
7518A004AA	Braille Label Kit-F1	$ 35.00	$ 22.75	35.00%	$ 1.37	$ 1.06	$ 0.74	$ 0.58	$ 0.49
1095B001AA	ADF Access Handle-A1	$ 146.00	$ 94.90	35.00%	$ 5.73	$ 4.40	$ 3.08	$ 2.42	$ 2.03
3726B001AA	Copy Control Interface Kit-A1	$ 53.00	$ 29.15	45.00%	$ 1.76	$ 1.35	$ 0.95	$ 0.74	$ 0.62
1348V957	Convenience Stapler-A1 (White)	$ 360.00	$ 198.00	45.00%	$ 11.95	$ 9.19	$ 6.43	$ 5.06	$ 4.24
2212V477	Universal Keyboard Stand-A1	$ 250.00	$ 162.50	35.00%	$ 9.81	$ 7.54	$ 5.28	$ 4.15	$ 3.48
2212V478	Card Reader Assembly for Universal Keyboard Stand	$ 60.00	$ 33.00	45.00%	$ 1.99	$ 1.53	$ 1.07	$ 0.84	$ 0.71
3821V580	imageRUNNER ADVANCE DX Series Control Panel Protective Film (10 pack)	$ 99.00	$ 54.45	45.00%	$ 3.29	$ 2.53	$ 1.77	$ 1.39	$ 1.17
3821V581	imageRUNNER ADVANCE DX Series Control Panel Protective Film (100 pack)	$ 890.00	$ 489.50	45.00%	$ 29.54	$ 22.71	$ 15.89	$ 12.51	$ 10.48
4821B003AA	PCL International Font Set-A1	$ 473.00	$ 260.15	45.00%	$ 15.70	$ 12.07	$ 8.45	$ 6.65	$ 5.57
3998B004AA	Barcode Printing Kit-D1e	$ 840.00	$ 462.00	45.00%	$ 27.88	$ 21.44	$ 15.00	$ 11.80	$ 9.89
0166C007CA	Super G3 FAX Board-AS2	$ 840.00	$ 462.00	45.00%	$ 27.88	$ 21.44	$ 15.00	$ 11.80	$ 9.89
0167C007AA	Super G3 2nd Line Fax Board-AS2	$ 525.00	$ 288.75	45.00%	$ 17.42	$ 13.40	$ 9.38	$ 7.38	$ 6.18
0168C004AA	Super G3 3rd/4th Line Fax Board-AS2	$ 1,050.00	$ 577.50	45.00%	$ 34.85	$ 26.80	$ 18.75	$ 14.76	$ 12.36
0170C004AA	IP FAX Expansion Kit-B1	$ 350.00	$ 192.50	45.00%	$ 11.62	$ 8.93	$ 6.25	$ 4.92	$ 4.12
3679B005AA	Remote Fax Kit-A1e	$ 420.00	$ 231.00	45.00%	$ 13.94	$ 10.72	$ 7.50	$ 5.90	$ 4.95
0180C001AA	HDD Mirroring Kit-J1	$ 525.00	$ 288.75	45.00%	$ 17.42	$ 13.40	$ 9.38	$ 7.38	$ 6.18
4164BV44AC	HDD Data Erase Scheduler V3.1.2	$ 350.00	$ 192.50	45.00%	$ 11.62	$ 8.93	$ 6.25	$ 4.92	$ 4.12
0177C001BA	2.5inch/250GB HDD-N1	$ 368.00	$ 202.40	45.00%	$ 12.21	$ 9.39	$ 6.57	$ 5.17	$ 4.33
0178C001AA	2.5inch/1TB HDD-P1	$ 1,365.00	$ 750.75	45.00%	$ 45.30	$ 34.83	$ 24.38	$ 19.18	$ 16.07
4036C001AA	Numeric Keypad-A1	$ 180.00	$ 99.00	45.00%	$ 5.97	$ 4.59	$ 3.21	$ 2.53	$ 2.12
0171C001AA	Voice Guidance Kit-G1	$ 840.00	$ 546.00	35.00%	$ 32.85	$ 25.33	$ 17.73	$ 13.95	$ 11.69
0172C002AA	Voice Operation Kit-D1	$ 1,890.00	$ 1,228.50	35.00%	$ 74.13	$ 57.00	$ 39.89	$ 31.39	$ 26.30
4041C001AA	Connection Kit-A2 for Bluetooth LE	$ 200.00	$ 110.00	45.00%	$ 6.64	$ 5.10	$ 3.57	$ 2.81	$ 2.36
4029C001AA	NFC Kit-E1	$ 200.00	$ 130.00	35.00%	$ 7.84	$ 6.03	$ 4.22	$ 3.32	$ 2.78
4101C002AA	imagePASS-Y3 V1.1	$ 9,523.00	$ 5,237.65	45.00%	$ 316.04	$ 243.03	$ 170.07	$ 133.82	$ 112.14
5727B025AA	OS upgrade kit for Y3	$ 1,200.00	$ 960.00	20.00%	$ 39.82	$ 30.62	$ 21.43	$ 16.86	$ 14.13
2351B005AA	Fiery Compose	$ 1,100.00	$ 880.00	20.00%	$ 53.10	$ 40.83	$ 28.57	$ 22.48	$ 18.84
6596A047AA	Fiery Impose	$ 2,450.00	$ 1,960.00	20.00%	$ 118.27	$ 90.94	$ 63.64	$ 50.08	$ 41.96
6596A048AA	Fiery Impose and Compose	$ 3,000.00	$ 2,400.00	20.00%	$ 144.82	$ 111.36	$ 77.93	$ 61.32	$ 51.38
7752A035AA	Fiery ImageViewer	$ 4,000.00	$ 3,200.00	20.00%	$ 193.09	$ 148.48	$ 103.90	$ 81.76	$ 68.51
0134B011AA	Removable HDD Kit-B6	$ 4,700.00	$ 2,585.00	45.00%	$ 155.98	$ 119.94	$ 83.93	$ 66.05	$ 55.34
3726V626	Integration Interface & Stand-NA Drv	$ 2,200.00	$ 1,210.00	45.00%	$ 73.01	$ 56.14	$ 39.29	$ 30.92	$ 25.91
4140B764AA	imageRUNNER ADVANCE Desktop V4.3 1L with 3 yrs Software Maintenance	$ 340.00	$ 272.00	20.00%	$ 16.41	$ 12.62	$ 8.83	$ 6.95	$ 5.82
4140B765AA	imageRUNNER ADVANCE Desktop V4.3 5L with 3 yrs Software Maintenance	$ 1,400.00	$ 1,120.00	20.00%	$ 67.58	$ 51.97	$ 36.37	$ 28.62	$ 23.98
4140B766AA	imageRUNNER ADVANCE Desktop V4.3 20L with 3 yrs Software Maintenance	$ 4,000.00	$ 3,200.00	20.00%	$ 193.09	$ 148.48	$ 103.90	$ 81.76	$ 68.51
4140B775AA	imageRUNNER ADVANCE Desktop V4 1L 1 year Software Maintenance Extension	$ 60.00	$ 48.00	20.00%	$ 2.90	$ 2.23	$ 1.56	$ 1.23	$ 1.03
4140B776AA	imageRUNNER ADVANCE Desktop V4 5L 1 year Software Maintenance Extension	$ 200.00	$ 160.00	20.00%	$ 9.65	$ 7.42	$ 5.20	$ 4.09	$ 3.43
4140B777AA	imageRUNNER ADVANCE Desktop V4 10L 1 year Software Maintenance Extension	$ 350.00	$ 280.00	20.00%	$ 16.90	$ 12.99	$ 9.09	$ 7.15	$ 5.99
4140B778AA	imageRUNNER ADVANCE Desktop V4 20L 1 year Software Maintenance Extension	$ 500.00	$ 400.00	20.00%	$ 24.14	$ 18.56	$ 12.99	$ 10.22	$ 8.56
4140B779AA	imageRUNNER ADVANCE Desktop V4 50L 1 year Software Maintenance Extension	$ 1,200.00	$ 960.00	20.00%	$ 57.93	$ 44.54	$ 31.17	$ 24.53	$ 20.55
4224C082AA	Authorized Send V7.2 (1 License) e-LAN	$ 1,100.00	$ 880.00	20.00%	$ 53.10	$ 40.83	$ 28.57	$ 22.48	$ 18.84
4224C083AA	Authorized Send V7.2 (10 License) e-LAN	$ 10,500.00	$ 8,400.00	20.00%	$ 506.86	$ 389.76	$ 272.75	$ 214.62	$ 179.84
4224C084AA	Authorized Send V7.2 (100 License) e-LAN	$ 105,000.00	$ 84,000.00	20.00%	$ 5,068.56	$ 3,897.60	$ 2,727.48	$ 2,146.20	$ 1,798.44
4224C086AA	Authorized Send To Fax v7.2 (1 License) e-LAN	$ 390.00	$ 312.00	20.00%	$ 18.83	$ 14.48	$ 10.13	$ 7.97	$ 6.68
4224C015AA	Authorized Send v7.2 Add-on Option (1 License) e-LAN	$ 930.00	$ 744.00	20.00%	$ 44.89	$ 34.52	$ 24.16	$ 19.01	$ 15.93
4224C016AA	Authorized Send v7.2 Workflow add-on Option (1 License) e-LAN	$ 220.00	$ 176.00	20.00%	$ 10.62	$ 8.17	$ 5.71	$ 4.50	$ 3.77
4224C017AA	Authorized Send v7.2 Bar Code Recognition add-on Option (1 License) e-LAN	$ 220.00	$ 176.00	20.00%	$ 10.62	$ 8.17	$ 5.71	$ 4.50	$ 3.77
4224C018AA	Authorized Send v7.2 Fax Server add-on Option (1 License) e-LAN	$ 220.00	$ 176.00	20.00%	$ 10.62	$ 8.17	$ 5.71	$ 4.50	$ 3.77
4164BT58AA	AA-PRINT MFP V1.5 G3	$ 720.00	$ 576.00	20.00%	$ 34.76	$ 26.73	$ 18.70	$ 14.72	$ 12.33
4848B120AA	MEAP Web Connection Kit V5.7	$ -	$ -	0.00%	$ -	$ -	$ -	$ -	$ -
4164BM80AB	Direct Print and Scan for Mobile V2.3.2 1L	$ 100.00	$ 80.00	20.00%	$ 4.83	$ 3.71	$ 2.60	$ 2.04	$ 1.71
4223C001AA	Object Generator (for AS400 printing) License with 3 year Maintenance	$ 8,000.00	$ 4,800.00	20.00%	$ 289.63	$ 222.72	$ 155.86	$ 122.64	$ 102.77
4223C002AA	Object Generator Additional 1 year Maintenance	$ 1,000.00	$ 800.00	20.00%	$ 48.27	$ 37.12	$ 25.98	$ 20.44	$ 17.13
6101AU76AA	ESP NEXT GEN PCS POWER FILTER (120V/15A) XG-PCS-15D	$ 221.00	$ 121.55	45.00%	$ 7.33	$ 5.64	$ 3.95	$ 3.11	$ 2.60
6101AU77AA	ESP NEXT GEN PCS POWER FILTER (120V/20A) XG-PCS-20D	$ 227.71	$ 125.24	45.00%	$ 7.56	$ 5.81	$ 4.07	$ 3.20	$ 2.68
5007B008AA	Dealer supplied Hard Disk Drive Replacement Service--on demand (to be purchased any time)	$ 538.00	$ 350.00	34.94%	N/A	N/A	N/A	N/A	N/A
5007B010AA	Dealer supplied Hard Disk Drive Replacement Service- lease (to be purchased at the time of ordering new equipment)	$ 538.00	$ 350.00	34.94%	$ 21.12	$ 16.24	$ 11.36	$ 8.94	$ 7.49
6138B453AA	Dealer supplied Hard Disk Drive Erase Service- on demand (to be purchased any time)	$ 654.00	$ 425.00	35.02%	N/A	N/A	N/A	N/A	N/A
6138B454AA	Dealer supplied Hard Disk Drive Erase Service- lease (to be purchased at the time of ordering new equipment)	$ 654.00	$ 425.00	35.02%	$ 25.64	$ 19.72	$ 13.80	$ 10.86	$ 9.10
0148C001AA	Staple Cartridge-X1	$ 59.00	$ 50.15	15.00%	N/A	N/A	N/A	N/A	N/A
0148C001AA	Staple Cartridge-Y1	$ 41.00	$ 34.85	15.00%	N/A	N/A	N/A	N/A	N/A
1008B001AA	Staple-P1	$ 68.00	$ 57.80	15.00%	N/A	N/A	N/A	N/A	N/A
	Toner								
3766B003AA	GPR-38 - Black Toner	$ 119.34	$ 101.44	15.00%	N/A	N/A	N/A	N/A	N/A
	Service Plans imageRUNNER ADVANCE DX 6795i								
	BW Zero Base - Includes OEM toner, parts, labor (no staples)		$ 0.0059						
	BW Zero Base - Parts and labor only (no supplies)		$ 0.0043						
	BW Zero Base - 11 x 17" Impressions (counts as 2 clicks) Includes OEM toner, parts, labor (no staples)		$ 0.0058						
	Flat Rate Fee - Parts and labor only (no supplies)		$ 138.00						
	Optional Service Plans Copies Included Pricing imageRUNNER ADVANCE DX 6795i								
	Option #1 Included Number of BW Clicks per Month		25,000						
	Option #1 Monthly Base Charge - Includes OEM toner, parts, labor (no staples)		$ 145.00						
	Option #1 Overage Rate BW - Includes OEM toner, parts, labor (no staples)		$ 0.0058						
	Option #2 Included Number of BW Clicks per Month		30,000						
	Option #2 Monthly Base Charge - Includes OEM toner, parts, labor (no staples)		$ 171.00						
	Option #2 Overage Rate BW - Includes OEM toner, parts, labor (no staples)		$ 0.0057						
	Option #3 Included Number of BW Clicks per Month		35,000						
	Option #3 Monthly Base Charge - Includes OEM toner, parts, labor (no staples)		$ 192.50						
	Option #3 Overage Rate BW - Includes OEM toner, parts, labor (no staples)		$ 0.0055						
	Service Plans imageRUNNER ADVANCE DX 6765i								
	BW Zero Base - Includes OEM toner, parts, labor (no staples)		$ 0.0054						
	BW Zero Base - Parts and labor only (no supplies)		$ 0.0038						
	BW Zero Base - 11 x 17" Impressions (counts as 2 clicks) Includes OEM toner, parts, labor (no staples)		$ 0.0051						
	Flat Rate Fee - Parts and labor only (no supplies)		$ 144.00						
	Optional Service Plans Copies Included Pricing imageRUNNER ADVANCE DX 6765i								
	Option #1 Included Number of BW Clicks per Month		25,000						
	Option #1 Monthly Base Charge - Includes OEM toner, parts, labor (no staples)		$ 132.50						
	Option #1 Overage Rate BW - Includes OEM toner, parts, labor (no staples)		$ 0.0053						
	Option #2 Included Number of BW Clicks per Month		30,000						
	Option #2 Monthly Base Charge - Includes OEM toner, parts, labor (no staples)		$ 156.00						
	Option #2 Overage Rate BW - Includes OEM toner, parts, labor (no staples)		$ 0.0052						
	Option #3 Included Number of BW Clicks per Month		35,000						
	Option #3 Monthly Base Charge - Includes OEM toner, parts, labor (no staples)		$ 178.50						
	Option #3 Overage Rate BW - Includes OEM toner, parts, labor (no staples)		$ 0.0051						

NASPO State: Florida

Item Code	Description	MSRP	Purchase Price	% off MSRP	Straight Lease Monthly Payments 18 Months	24 Months	36 Months	48 Months	60 Months
	Service Plans imageRUNNER ADVANCE DX 8780i								
	BW Zero Base - Includes OEM toner, parts, labor (no staples)		$ 0.0054						
	BW Zero Base - Parts and labor only (no supplies)		$ 0.0038						
	BW Zero Base - 11 x 17" Impressions (counts as 2 clicks) Includes OEM toner, parts, labor (no staples)		$ 0.0051						
	Flat Rate Fee - Parts and labor only (no supplies)		$ 204.00						
	Optional Service Plans Copies included Pricing imageRUNNER ADVANCE DX 8780i								
	Option #1 Included Number of BW Clicks per Month		40,000						
	Option #1 Monthly Base Charge - includes OEM toner, parts, labor (no staples)		$ 212.00						
	Option #1 Overage Rate BW - includes OEM toner, parts, labor (no staples)		$ 0.0053						
	Option #2 Included Number of BW Clicks per Month		50,000						
	Option #2 Monthly Base Charge - includes OEM toner, parts, labor (no staples)		$ 260.00						
	Option #2 Overage Rate BW - includes OEM toner, parts, labor (no staples)		$ 0.0052						
	Option #3 Included Number of BW Clicks per Month		60,000						
	Option #3 Monthly Base Charge - includes OEM toner, parts, labor (no staples)		$ 306.00						
	Option #3 Overage Rate BW - includes OEM toner, parts, labor (no staples)		$ 0.0051						
	imageRUNNER ADVANCE DX 8795i (The following two items must be purchased)								
4983C003AA	imageRUNNER ADVANCE DX 8705i/ 8795i/ 8786i	$ 30,000.00	$ 9,000.00	70.00%	$ 543.06	$ 417.60	$ 292.23	$ 229.95	$ 192.69
4095C001AA	imageRUNNER ADVANCE 8786i Speed License	$ 5,000.00	$ 1,500.00	70.00%	$ 90.51	$ 69.60	$ 48.71	$ 38.33	$ 32.12
	Total:	$ 35,000.00	$ 10,500.00	70.00%	$ 633.57	$ 487.20	$ 340.94	$ 268.28	$ 224.81
	imageRUNNER ADVANCE DX 8795i (The following two items must be purchased)								
4083C003AA	imageRUNNER ADVANCE DX 8705i/ 8795i/ 8786i	$ 30,000.00	$ 9,000.00	70.00%	$ 543.06	$ 417.60	$ 292.23	$ 229.95	$ 192.69
4094C001AA	imageRUNNER ADVANCE 8795 Speed License	$ 11,000.00	$ 5,350.00	51.36%	$ 322.82	$ 248.24	$ 173.71	$ 136.69	$ 114.54
	Total:	$ 41,000.00	$ 14,350.00	65.00%	$ 865.88	$ 665.84	$ 465.94	$ 366.64	$ 307.23
	imageRUNNER ADVANCE DX 8705i (The following two items must be purchased)								
4083C003AA	imageRUNNER ADVANCE DX 8705i/ 8795i/ 8786i	$ 30,000.00	$ 9,000.00	70.00%	$ 543.06	$ 417.60	$ 292.23	$ 229.95	$ 192.69
4093C001AA	imageRUNNER ADVANCE 8705 Speed License	$ 23,000.00	$ 9,550.00	58.48%	$ 576.25	$ 443.12	$ 310.09	$ 244.00	$ 204.47
	Total:	$ 53,000.00	$ 18,550.00	65.00%	$ 1,119.31	$ 860.72	$ 602.32	$ 473.95	$ 397.16
	Hardware Accessories Related to Finisher(built for imageRUNNER ADVANCE DX 8780i)								
3235C001AA	Staple Finisher-AC1	$ 3,150.00	$ 1,732.50	45.00%	$ 104.54	$ 80.39	$ 56.25	$ 44.27	$ 37.09
3236C001AA	Booklet Finisher-AC1	$ 5,565.00	$ 3,060.75	45.00%	$ 184.69	$ 142.02	$ 99.38	$ 78.20	$ 65.53
0126C001AA	2/3 Hole Punches Unit-A1	$ 893.00	$ 491.15	45.00%	$ 29.64	$ 22.79	$ 15.95	$ 12.55	$ 10.52
	Hardware Accessories related to Finisher imageRUNNER ADVANCE DX 8705i/ 8795i/ 8786i Models								
0099C002AA	Staple Finisher-X1	$ 6,300.00	$ 3,465.00	45.00%	$ 209.08	$ 160.78	$ 112.51	$ 88.53	$ 74.19
0100C002AA	Booklet Finisher-X1	$ 9,450.00	$ 5,197.50	45.00%	$ 313.62	$ 241.16	$ 168.76	$ 132.80	$ 111.28
0117C002AB	Staple Finisher-W1 PRO	$ 13,000.00	$ 7,150.00	45.00%	$ 431.43	$ 331.76	$ 232.16	$ 182.68	$ 153.08
0118C002AB	Booklet Finisher-W1 PRO	$ 16,400.00	$ 9,020.00	45.00%	$ 544.27	$ 418.53	$ 292.88	$ 230.46	$ 193.12
2988B001AA	Inner Booklet Trimmer-A1 (for Booklet Finisher-X1)	$ 6,300.00	$ 3,465.00	45.00%	$ 209.08	$ 160.78	$ 112.51	$ 88.53	$ 74.19
1140C001AA	Booklet Trimmer-F1	$ 11,000.00	$ 6,050.00	45.00%	$ 365.06	$ 280.72	$ 196.44	$ 154.56	$ 129.53
2896B002AA	Puncher Unit-BF1 (for Staple Finisher-X1 and Booklet Finisher-X1)	$ 840.00	$ 462.00	45.00%	$ 27.88	$ 21.44	$ 15.00	$ 11.80	$ 9.89
5738B002AA	Puncher Unit-BS1 (for Staple Finisher-W1 PRO or Booklet Finisher-W1 PRO)	$ 945.00	$ 519.75	45.00%	$ 31.36	$ 24.12	$ 16.88	$ 13.28	$ 11.13
0112C002AA	Document Insertion Unit-N1 (for Staple Finisher-X1, Booklet Finisher-X1, Staple Finisher-W1 PRO or Booklet Finisher-W1 PRO)	$ 5,600.00	$ 3,080.00	45.00%	$ 185.85	$ 142.91	$ 100.01	$ 78.69	$ 65.94
0161C001AA	Inserter Option controller Kit-A1 (Required when attached with Staple Finisher-W1 PRO or Booklet Finisher-W1 PRO)	$ 300.00	$ 165.00	45.00%	$ 9.96	$ 7.66	$ 5.36	$ 4.22	$ 3.53
0113C001AA	Paper Folding Unit-J1 (for Staple Finisher-X1, Booklet Finisher-X1, Staple Finisher-W1 PRO or Booklet Finisher-W1 PRO)	$ 14,000.00	$ 7,700.00	45.00%	$ 464.62	$ 357.28	$ 250.02	$ 196.74	$ 164.86
9258C005AA	Multi Function Professional Puncher-B1	$ 15,000.00	$ 8,250.00	45.00%	$ 497.81	$ 382.80	$ 267.88	$ 210.79	$ 176.63
0987C001AA	MF Professional Puncher Attachment Kit-A1 (Must be ordered with Multi Function Professional Puncher A1)	$ 500.00	$ 275.00	45.00%	$ 16.59	$ 12.76	$ 8.93	$ 7.03	$ 5.89
0256C001AA	Loose Leaf 3-Hole Punch A4/LTR-B1	$ 1,100.00	$ 605.00	45.00%	$ 36.51	$ 28.07	$ 19.64	$ 15.46	$ 12.95
0259C002AA	Loose Leaf 5-Hole Punch LTR-B1	$ 1,100.00	$ 605.00	45.00%	$ 36.51	$ 28.07	$ 19.64	$ 15.46	$ 12.95
0258C003AA	Velo Bind 11-Hole Punch LTR-B1	$ 1,100.00	$ 605.00	45.00%	$ 36.51	$ 28.07	$ 19.64	$ 15.46	$ 12.95
0259C004AA	Plastic Comb 19-Hole Punch LTR-B1	$ 1,100.00	$ 605.00	45.00%	$ 36.51	$ 28.07	$ 19.64	$ 15.46	$ 12.95
0259C005AA	Twin Loop 21-Hole Punch LTR-B1	$ 1,100.00	$ 605.00	45.00%	$ 36.51	$ 28.07	$ 19.64	$ 15.46	$ 12.95
0259C006AA	Twin Loop 32-Hole Punch LTR-B1	$ 1,100.00	$ 605.00	45.00%	$ 36.51	$ 28.07	$ 19.64	$ 15.46	$ 12.95
0259C007AA	Color Coil 44-Hole Punch LTR-B1	$ 1,100.00	$ 605.00	45.00%	$ 36.51	$ 28.07	$ 19.64	$ 15.46	$ 12.95
0259C016AA	High Durability Color Coil 44-Hole Punch LTR-B1	$ 2,800.00	$ 1,540.00	45.00%	$ 92.92	$ 71.46	$ 50.00	$ 39.35	$ 32.97
0258C017AA	High Durability Loose Leaf 3-Hole Punch LTR-B1	$ 2,500.00	$ 1,375.00	45.00%	$ 82.97	$ 63.80	$ 44.65	$ 35.13	$ 29.44
0258C018AA	High Durability Plastic Comb 19-Hole Punch LTR-B1	$ 3,000.00	$ 1,650.00	45.00%	$ 99.56	$ 76.56	$ 53.58	$ 42.16	$ 35.33
0162C002AA	Paper Deck Unit-E1	$ 2,520.00	$ 1,386.00	45.00%	$ 83.63	$ 64.31	$ 45.00	$ 35.41	$ 29.67
0163C002AB	POD Deck Lite-C1	$ 4,100.00	$ 2,255.00	45.00%	$ 136.07	$ 104.63	$ 73.22	$ 57.62	$ 48.28
0184C002AA	Copy Tray-R2	$ 210.00	$ 115.50	45.00%	$ 6.97	$ 5.36	$ 3.75	$ 2.95	$ 2.47
6793A004AA	Tab Feeding Attachment Kit-B1	$ 168.00	$ 92.40	45.00%	$ 5.58	$ 4.29	$ 3.00	$ 2.36	$ 1.98
1097B002AA	Double Feeding Detection Kit-B1	$ 500.00	$ 275.00	45.00%	$ 16.59	$ 12.76	$ 8.93	$ 7.03	$ 5.89
0185B001AA	Utility Tray-B1	$ 63.00	$ 34.65	45.00%	$ 2.09	$ 1.61	$ 1.13	$ 0.89	$ 0.74
4024C001AA	Upright Control Panel-J1	$ 1,890.00	$ 1,228.50	35.00%	$ 74.13	$ 57.00	$ 39.89	$ 31.39	$ 26.30
0097C002AA	Printer Cover-H2	$ 200.00	$ 110.00	45.00%	$ 6.64	$ 5.10	$ 3.57	$ 2.81	$ 2.36
1266V426	USB Keyboard (Cherry)	$ 110.00	$ 71.50	35.00%	$ 4.31	$ 3.32	$ 2.32	$ 1.83	$ 1.53
3730B004AA	Copy Card Reader Attachment-A4	$ 84.00	$ 46.20	45.00%	$ 2.79	$ 2.14	$ 1.50	$ 1.18	$ 0.99
4784B001AA	Copy Card Reader-F1	$ 315.00	$ 173.25	45.00%	$ 10.45	$ 8.04	$ 5.63	$ 4.43	$ 3.71
4781B001AA	Canon Card Set-A1 (1-30)	$ 158.00	$ 86.90	45.00%	$ 5.24	$ 4.03	$ 2.82	$ 2.22	$ 1.86
4781B002AA	Canon Card Set-A2 (31-100)	$ 347.00	$ 190.85	45.00%	$ 11.52	$ 8.86	$ 6.20	$ 4.88	$ 4.09
4781B003AA	Canon Card Set-A3 (101-200)	$ 462.00	$ 254.10	45.00%	$ 15.33	$ 11.79	$ 8.25	$ 6.49	$ 5.44
4781B004AA	Canon Card Set-A4 (201-300)	$ 462.00	$ 254.10	45.00%	$ 15.33	$ 11.79	$ 8.25	$ 6.49	$ 5.44
4781B005AA	Canon Card Set-A5 (301-500)	$ 935.00	$ 514.25	45.00%	$ 31.03	$ 23.86	$ 16.70	$ 13.14	$ 11.01
4781B006AA	Canon Card Set-A6 (501-1000)	$ 2,352.00	$ 1,293.60	45.00%	$ 78.06	$ 60.02	$ 42.00	$ 33.05	$ 27.70
7518A004AA	Braille Label Kit-F1	$ 35.00	$ 22.75	35.00%	$ 1.37	$ 1.06	$ 0.74	$ 0.58	$ 0.48
1096B003AA	ADF Access Handle-A1	$ 146.00	$ 94.90	35.00%	$ 5.73	$ 4.40	$ 3.08	$ 2.42	$ 2.03
3726B001AA	Copy Control Interface Kit-A1	$ 53.00	$ 29.15	45.00%	$ 1.76	$ 1.35	$ 0.95	$ 0.74	$ 0.62
1348V957	Convenience Stapler-A1 (White)	$ 360.00	$ 198.00	45.00%	$ 11.95	$ 9.19	$ 6.43	$ 5.06	$ 4.24
2212V477	Universal Keyboard Stand-A1	$ 258.00	$ 167.70	35.00%	$ 9.81	$ 7.54	$ 5.28	$ 4.15	$ 3.48
2212V478	Card Reader Assembly for Universal Keyboard Stand	$ 60.00	$ 33.00	45.00%	$ 1.99	$ 1.53	$ 1.07	$ 0.84	$ 0.71
3821V580	imageRUNNER ADVANCE DX Series Control Panel Protective Film (10 pack)	$ 99.00	$ 54.45	45.00%	$ 3.29	$ 2.53	$ 1.77	$ 1.39	$ 1.17
3821V581	imageRUNNER ADVANCE DX Series Control Panel Protective Film (100 pack)	$ 890.00	$ 489.50	45.00%	$ 29.54	$ 22.71	$ 15.89	$ 12.51	$ 10.48
4821B003AA	PCL International Font Set-A1	$ 473.00	$ 260.15	45.00%	$ 15.70	$ 12.07	$ 8.45	$ 6.65	$ 5.57
3999B004AA	Barcode Printing Kit-D1	$ 840.00	$ 462.00	45.00%	$ 27.88	$ 21.44	$ 15.00	$ 11.80	$ 9.89
0166C007CA	Super G3 FAX Board-AS2	$ 840.00	$ 462.00	45.00%	$ 27.88	$ 21.44	$ 15.00	$ 11.80	$ 9.89
0167C007AA	Super G3 2nd Line Fax Board-AS2	$ 525.00	$ 288.75	45.00%	$ 17.42	$ 13.40	$ 9.38	$ 7.38	$ 6.18
0168C004AA	Super G3 3rd/4th Line Fax Board-AS2	$ 1,050.00	$ 577.50	45.00%	$ 34.85	$ 26.80	$ 18.75	$ 14.76	$ 12.36
0170C004AA	IP FAX Expansion Kit-B1	$ 350.00	$ 192.50	45.00%	$ 11.62	$ 8.93	$ 6.25	$ 4.92	$ 4.12
3879B005AA	Remote Fax Kit-A1e	$ 420.00	$ 231.00	45.00%	$ 13.94	$ 10.72	$ 7.50	$ 5.90	$ 4.95
0180C001AA	HDD Mirroring Kit-J1	$ 525.00	$ 288.75	45.00%	$ 17.42	$ 13.40	$ 9.38	$ 7.38	$ 6.18
4164BV44AC	HDD Data Erase Scheduler V3.1.2	$ 350.00	$ 192.50	45.00%	$ 11.62	$ 8.93	$ 6.25	$ 4.92	$ 4.12
0177C001BA	2.5inch/250GB HDD-N1	$ 368.00	$ 202.40	45.00%	$ 12.21	$ 9.39	$ 6.57	$ 5.17	$ 4.33
0178C001AA	2.5inch/1TB HDD-P1	$ 1,365.00	$ 750.75	45.00%	$ 45.30	$ 34.83	$ 24.38	$ 19.18	$ 16.07
0171C001AA	Voice Guidance Kit-G1	$ 840.00	$ 546.00	35.00%	$ 32.66	$ 25.33	$ 17.73	$ 13.95	$ 11.69
0172C002AA	Voice Operation Kit-D1	$ 1,890.00	$ 1,228.50	35.00%	$ 74.13	$ 57.00	$ 39.89	$ 31.39	$ 26.30
4041C001AA	Connection Kit-A2 for Bluetooth LE	$ 200.00	$ 130.00	35.00%	$ 7.84	$ 6.03	$ 4.22	$ 3.32	$ 2.78
4029C001AA	NFC KIT-E1	$ 200.00	$ 130.00	35.00%	$ 7.84	$ 6.03	$ 4.22	$ 3.32	$ 2.78
4036C001AA	Numeric Keypad-A1	$ 180.00	$ 99.00	45.00%	$ 5.97	$ 4.59	$ 3.21	$ 2.53	$ 2.12
4101C002AA	imagePASS-Y3 V1.1	$ 9,523.00	$ 5,237.65	45.00%	$ 316.04	$ 243.03	$ 170.07	$ 133.82	$ 112.14
5727B025AA	OS upgrade kit for Y3	$ 1,200.00	$ 960.00	45.00%	$ 39.82	$ 30.62	$ 21.43	$ 16.86	$ 14.13
2351B008AA	Fiery Compose	$ 1,100.00	$ 880.00	20.00%	$ 53.10	$ 40.83	$ 28.57	$ 22.48	$ 18.84
6596A047AA	Fiery Impose	$ 2,450.00	$ 1,960.00	20.00%	$ 118.27	$ 90.94	$ 63.64	$ 50.08	$ 41.96
6596A048AA	Fiery Impose and Compose	$ 3,000.00	$ 2,400.00	20.00%	$ 144.82	$ 111.36	$ 77.93	$ 61.32	$ 51.38
7752A035AA	Fiery imageViewer	$ 4,000.00	$ 3,200.00	20.00%	$ 193.09	$ 148.48	$ 103.90	$ 81.76	$ 68.51
0134B011AA	Removable HDD Kit-B6	$ 4,700.00	$ 2,585.00	45.00%	$ 155.98	$ 119.94	$ 83.93	$ 66.05	$ 55.34
3725V626	Integrated Interface & Stand-NA Om	$ 2,200.00	$ 1,210.00	45.00%	$ 73.01	$ 56.14	$ 39.29	$ 30.92	$ 25.91
4140B764AA	imageRUNNER ADVANCE Desktop V4.3 1L with 3 yrs Software Maintenance	$ 340.00	$ 272.00	20.00%	$ 16.41	$ 12.62	$ 8.83	$ 6.95	$ 5.82
4140B765AA	imageRUNNER ADVANCE Desktop V4.3 5L with 3 yrs Software Maintenance	$ 1,400.00	$ 1,120.00	20.00%	$ 67.58	$ 51.97	$ 36.37	$ 28.62	$ 23.98
4140B766AA	imageRUNNER ADVANCE Desktop V4.3 20L with 3 yrs Software Maintenance	$ 4,000.00	$ 3,200.00	20.00%	$ 193.09	$ 148.48	$ 103.90	$ 81.76	$ 68.51
4140B775AA	imageRUNNER ADVANCE Desktop V4 1L 1 year Software Maintenance Extension	$ 60.00	$ 48.00	20.00%	$ 2.90	$ 2.23	$ 1.56	$ 1.23	$ 1.03
4140B776AA	imageRUNNER ADVANCE Desktop V4 5L 1 year Software Maintenance Extension	$ 200.00	$ 160.00	20.00%	$ 9.65	$ 7.42	$ 5.20	$ 4.09	$ 3.43
4140B777AA	imageRUNNER ADVANCE Desktop V4 10L 1 year Software Maintenance Extension	$ 350.00	$ 280.00	20.00%	$ 16.90	$ 12.99	$ 9.09	$ 7.15	$ 5.99
4140B778AA	imageRUNNER ADVANCE Desktop V4 20L 1 year Software Maintenance Extension	$ 500.00	$ 400.00	20.00%	$ 24.14	$ 18.56	$ 12.99	$ 10.22	$ 8.56
4140B779AA	imageRUNNER ADVANCE Desktop V4 50L 1 year Software Maintenance Extension	$ 1,200.00	$ 960.00	20.00%	$ 57.93	$ 44.54	$ 31.17	$ 24.53	$ 20.55
4224C062AA	Authorized Send V7.2 (1 License) e-LAN	$ 1,100.00	$ 880.00	20.00%	$ 53.10	$ 40.83	$ 28.57	$ 22.48	$ 18.84
4224C063AA	Authorized Send V7.2 (10 License) e-LAN	$ 10,500.00	$ 8,400.00	20.00%	$ 506.86	$ 389.76	$ 272.75	$ 214.62	$ 179.84
4224C064AA	Authorized Send V7.2 (100 License) e-LAN	$ 105,000.00	$ 84,000.00	20.00%	$ 5,068.56	$ 3,897.60	$ 2,727.48	$ 2,146.20	$ 1,798.44
4224C086AA	Authorized Send To Fax v7.2 (1 License) e-LAN	$ 390.00	$ 312.00	20.00%	$ 18.83	$ 14.48	$ 10.13	$ 7.97	$ 6.68
4224C015AA	Authorized Send v7.2 Add-on Option (1 License) e-LAN	$ 930.00	$ 744.00	20.00%	$ 44.89	$ 34.52	$ 24.16	$ 19.01	$ 15.93
4224C018AA	Authorized Send v7.2 Worldox add-on Option (1 License) e-LAN	$ 220.00	$ 176.00	20.00%	$ 10.62	$ 8.17	$ 5.71	$ 4.50	$ 3.77

NASPO State: Florida

					Straight Lease Monthly Payments				
Item Code	Description	MSRP	Purchase Price	% off MSRP	18 Months	24 Months	36 Months	48 Months	60 Months
4224C017AA	Authorized Send v7.2 Bar Code Recognition add-on Option (1 License) e-LAN	$ 220.00	$ 176.00	20.00%	$ 10.82	$ 8.17	$ 5.71	$ 4.50	$ 3.77
4224C018AA	Authorized Send v7.2 Fax Server add-on Option (1 License) e-LAN	$ 220.00	$ 176.00	20.00%	$ 10.82	$ 8.17	$ 5.71	$ 4.50	$ 3.77
4164BT59AA	AA-PRINT MFP V1.5 G3	$ 720.00	$ 576.00	20.00%	$ 34.76	$ 26.73	$ 18.70	$ 14.72	$ 12.33
4848B120AA	MEAP Web Connection Kit V5.7	$ -	$ -	0.00%	$ -	$ -	$ -	$ -	$ -
4224C027AA	PaperCut Gen3+ MEAP License	$ 75.00	$ 60.00	20.00%	$ 3.62	$ 2.78	$ 1.95	$ 1.53	$ 1.28
4164BM60AB	Direct Print and Scan for Mobile V2.3.2 1L	$ 100.00	$ 80.00	20.00%	$ 4.83	$ 3.71	$ 2.60	$ 2.04	$ 1.71
4223C001AA	Object Generator (for AS400 printing) License with 3 year Maintenance	$ 6,000.00	$ 4,800.00	20.00%	$ 289.63	$ 222.72	$ 155.86	$ 122.64	$ 102.77
4223C002AA	Object Generator Additional 1 year Maintenance	$ 1,000.00	$ 800.00	20.00%	$ 48.27	$ 37.12	$ 25.98	$ 20.44	$ 17.13
6101AU76AA	ESP NEXT GEN PCS POWER FILTER (120V/15A) XG-PCS-15D	$ 221.00	$ 121.55	45.00%	$ 7.33	$ 5.64	$ 3.95	$ 3.11	$ 2.60
6101AU77AA	ESP NEXT GEN PCS POWER FILTER (120V/20A) XG-PCS-20D	$ 227.71	$ 125.24	45.00%	$ 7.56	$ 5.81	$ 4.07	$ 3.20	$ 2.68
6101AU82AA	ESP STEP-DOWN TRANSFORMER (208V/60 HZ) SDT208-120/16	$ 948.66	$ 521.76	45.00%	$ 31.48	$ 24.21	$ 16.94	$ 13.33	$ 11.17
6101AU83AA	ESP STEP-DOWN TRANSFORMER (208V/60 HZ) SDT208-120/16-20	$ 948.66	$ 521.76	45.00%	$ 31.48	$ 24.21	$ 16.94	$ 13.33	$ 11.17
5007B009AA	Dealer supplied Hard Disk Drive Replacement Service- on demand (to be purchased any time)	$ 538.00	$ 350.00	34.94%	N/A	N/A	N/A	N/A	N/A
5007B010AA	Dealer supplied Hard Disk Drive Replacement Service- lease (to be purchased at the time of ordering new equipment)	$ 538.00	$ 350.00	34.94%	$ 21.12	$ 16.24	$ 11.36	$ 8.94	$ 7.49
6138B453AA	Dealer supplied Hard Disk Drive Erase Service- on demand (to be purchased any time)	$ 654.00	$ 425.00	35.02%	N/A	N/A	N/A	N/A	N/A
6138B454AA	Dealer supplied Hard Disk Drive Erase Service- lease (to be purchased at the time of ordering new equipment)	$ 654.00	$ 425.00	35.02%	$ 25.64	$ 19.72	$ 13.80	$ 10.86	$ 9.10
1007B001AA	Staple-N1	$ 189.00	$ 160.65	15.00%	N/A	N/A	N/A	N/A	N/A
1008B001AA	Staple-P1	$ 68.00	$ 57.80	15.00%	N/A	N/A	N/A	N/A	N/A
0146C001AA	Staple Cartridge-K1	$ 59.00	$ 50.15	15.00%	N/A	N/A	N/A	N/A	N/A
014BC001AA	Staple Cartridge-Y1	$ 41.00	$ 34.85	15.00%	N/A	N/A	N/A	N/A	N/A
	Toner								
3764B003AA	GPR-37 - Black Toner	$ 92.82	$ 78.90	15.00%	N/A	N/A	N/A	N/A	N/A
	Service Plans imageRUNNER ADVANCE DX 8786:								
	BW Zero Base - Includes OEM toner, parts, labor (no staples)		$ 0.0049						
	BW Zero Base - Parts and labor only (no supplies)		$ 0.0039						
	BW Zero Base - 11 x 17" impressions (counts as 2 clicks) includes OEM toner, parts, labor (no staples)		$ 0.0047						
	Flat Rate Fee - Parts and labor only (no supplies)		$ 570.00						
	Optional Service Plans Copies Included Pricing imageRUNNER ADVANCE DX 8786:								
	Option #1 Included Number of BW Clicks per Month		50,000						
	Option #1 Monthly Base Charge - includes OEM toner, parts, labor (no staples)		$ 240.10						
	Option #1 Overage Rate BW - includes OEM toner, parts, labor (no staples)		$ 0.0048						
	Option #2 Included Number of BW Clicks per Month		75,000						
	Option #2 Monthly Base Charge - includes OEM toner, parts, labor (no staples)		$ 352.50						
	Option #2 Overage Rate BW - includes OEM toner, parts, labor (no staples)		$ 0.0047						
	Option #3 Included Number of BW Clicks per Month		100,000						
	Option #3 Monthly Base Charge - includes OEM toner, parts, labor (no staples)		$ 460.00						
	Option #3 Overage Rate BW - includes OEM toner, parts, labor (no staples)		$ 0.0046						
	Service Plans imageRUNNER ADVANCE DX 8795:								
	BW Zero Base - Includes OEM toner, parts, labor (no staples)		$ 0.0045						
	BW Zero Base - Parts and labor only (no supplies)		$ 0.0035						
	BW Zero Base - 11 x 17" impressions (counts as 2 clicks) includes OEM toner, parts, labor (no staples)		$ 0.0043						
	Flat Rate Fee - Parts and labor only (no supplies)		$ 640.00						
	Optional Service Plans Copies Included Pricing imageRUNNER ADVANCE DX 8795:								
	Option #1 Included Number of BW Clicks per Month		60,000						
	Option #1 Monthly Base Charge - includes OEM toner, parts, labor (no staples)		$ 264.50						
	Option #1 Overage Rate BW - includes OEM toner, parts, labor (no staples)		$ 0.0044						
	Option #2 Included Number of BW Clicks per Month		100,000						
	Option #2 Monthly Base Charge - includes OEM toner, parts, labor (no staples)		$ 430.00						
	Option #2 Overage Rate BW - includes OEM toner, parts, labor (no staples)		$ 0.0043						
	Option #3 Included Number of BW Clicks per Month		125,000						
	Option #3 Monthly Base Charge - includes OEM toner, parts, labor (no staples)		$ 525.00						
	Option #3 Overage Rate BW - includes OEM toner, parts, labor (no staples)		$ 0.0042						
	Service Plans imageRUNNER ADVANCE DX 8705:								
	BW Zero Base - Includes OEM toner, parts, labor (no staples)		$ 0.0042						
	BW Zero Base - Parts and labor only (no supplies)		$ 0.0035						
	BW Zero Base - 11 x 17" impressions (counts as 2 clicks) includes OEM toner, parts, labor (no staples)		$ 0.0040						
	Flat Rate Fee - Parts and labor only (no supplies)		$ 770.00						
	Optional Service Plans Copies Included Pricing imageRUNNER ADVANCE DX 8705:								
	Option #1 Included Number of BW Clicks per Month		80,000						
	Option #1 Monthly Base Charge - includes OEM toner, parts, labor (no staples)		$ 329.28						
	Option #1 Overage Rate BW - includes OEM toner, parts, labor (no staples)		$ 0.0041						
	Option #2 Included Number of BW Clicks per Month		120,000						
	Option #2 Monthly Base Charge - includes OEM toner, parts, labor (no staples)		$ 480.00						
	Option #2 Overage Rate BW - includes OEM toner, parts, labor (no staples)		$ 0.0040						
	Option #3 Included Number of BW Clicks per Month		150,000						
	Option #3 Monthly Base Charge - includes OEM toner, parts, labor (no staples)		$ 585.00						
	Option #3 Overage Rate BW - includes OEM toner, parts, labor (no staples)		$ 0.0039						
3831C002AB	**imagePRESS Lite C165**	**$ 31,000.00**	**$ 9,300.00**	**70.00%**	**$ 561.16**	**$ 431.52**	**$ 301.97**	**$ 237.62**	**$ 199.11**
0117C008AA	Staple Finisher-W1 Set	$ 13,100.00	$ 7,205.00	45.00%	$ 434.75	$ 334.31	$ 233.95	$ 184.09	$ 154.26
0118C010AA	Booklet Finisher-W1 Set	$ 16,500.00	$ 9,075.00	45.00%	$ 547.59	$ 421.08	$ 294.67	$ 231.87	$ 194.30
5738B002AA	PUNCHER UNIT-BS1(2/3H)	$ 945.00	$ 519.75	45.00%	$ 31.36	$ 24.12	$ 16.88	$ 13.28	$ 11.13
5738B003AA	PUNCHER UNIT-BT1(2/F4H)	$ 945.00	$ 519.75	45.00%	$ 31.36	$ 24.12	$ 16.88	$ 13.28	$ 11.13
0102C006AA	Document Insertion Unit-N1 Set	$ 5,900.00	$ 3,245.00	45.00%	$ 195.80	$ 150.57	$ 105.37	$ 82.91	$ 69.48
0103C001AA	Paper Folding Unit-J1	$ 14,000.00	$ 7,700.00	45.00%	$ 464.62	$ 357.28	$ 250.02	$ 196.74	$ 164.86
1140C001AA	Booklet Trimmer-P1	$ 11,000.00	$ 6,050.00	45.00%	$ 365.06	$ 280.72	$ 196.44	$ 154.58	$ 129.53
0258C005AA	Multi Function Professional Puncher-B1	$ 15,000.00	$ 8,250.00	45.00%	$ 497.81	$ 382.80	$ 267.88	$ 210.79	$ 176.63
0259C001AA	Loose Leaf 3-Hole Punch A4/LTR	$ 1,100.00	$ 605.00	45.00%	$ 36.51	$ 28.07	$ 19.64	$ 15.46	$ 12.95
0259C002AA	Loose Leaf 5-Hole Punch LTR	$ 1,100.00	$ 605.00	45.00%	$ 36.51	$ 28.07	$ 19.64	$ 15.46	$ 12.95
0259C003AA	Velo Bind 11-Hole Punch LTR	$ 1,100.00	$ 605.00	45.00%	$ 36.51	$ 28.07	$ 19.64	$ 15.46	$ 12.95
0259C004AA	Plastic Comb 19-Hole Punch LTR-B1	$ 1,100.00	$ 605.00	45.00%	$ 36.51	$ 28.07	$ 19.64	$ 15.46	$ 12.95
0259C005AA	Twin Loop 21-Hole Punch LTR-B1	$ 1,100.00	$ 605.00	45.00%	$ 36.51	$ 28.07	$ 19.64	$ 15.46	$ 12.95
0259C006AA	Twin Loop 32-Hole Punch LTR-B1	$ 1,100.00	$ 605.00	45.00%	$ 36.51	$ 28.07	$ 19.64	$ 15.46	$ 12.95
0259C007AA	Color Coil 44-Hole Punch LTR-B1	$ 1,100.00	$ 605.00	45.00%	$ 36.51	$ 28.07	$ 19.64	$ 15.46	$ 12.95
3101V220	Color Coil 44-Hole Oval Punch LTR-B1	$ 2,075.00	$ 1,141.25	45.00%	$ 68.86	$ 52.95	$ 37.06	$ 29.15	$ 24.43
0259C016AA	High Durability Color Coil 44-Hole Punch LTR-B1	$ 2,800.00	$ 1,540.00	45.00%	$ 92.92	$ 71.46	$ 50.00	$ 39.35	$ 32.97
0259C017AA	High Durability Loose Leaf 3-Hole Punch LTR	$ 2,500.00	$ 1,375.00	45.00%	$ 82.97	$ 63.80	$ 44.65	$ 35.13	$ 29.44
0259C018AA	High Durability Plastic Comb 19-Hole Punch LTR	$ 3,000.00	$ 1,650.00	45.00%	$ 99.56	$ 76.56	$ 53.58	$ 42.16	$ 35.33
3235C001AA	Staple Finisher-AC1	$ 3,150.00	$ 1,732.50	45.00%	$ 104.54	$ 80.39	$ 56.25	$ 44.27	$ 37.09
3236C001AA	Booklet Finisher-AC1	$ 5,565.00	$ 3,060.75	45.00%	$ 184.69	$ 142.02	$ 99.38	$ 78.20	$ 65.53
3237C001AA	Jogger Kit-A1	$ 600.00	$ 330.00	45.00%	$ 19.91	$ 15.31	$ 10.72	$ 8.43	$ 7.07
0126C001AA	2/3 Hole Puncher Unit-A1	$ 893.00	$ 491.15	45.00%	$ 29.64	$ 22.79	$ 15.95	$ 12.55	$ 10.52
1197C002AA	Document Insertion / Folding Unit-K1	$ 8,400.00	$ 4,620.00	45.00%	$ 278.77	$ 214.37	$ 150.01	$ 118.04	$ 98.91
3243C001AA	Stack Bypass Tray-D1	$ 700.00	$ 385.00	45.00%	$ 23.23	$ 17.86	$ 12.50	$ 9.84	$ 8.24
1228C001AA	Long Sheet Feeding and Catch Tray-B1	$ 2,000.00	$ 1,100.00	45.00%	$ 66.37	$ 51.04	$ 35.72	$ 28.11	$ 23.55
4166C001AA	Long Sheet Catch Tray XL-A1	$ 2,000.00	$ 1,100.00	45.00%	$ 66.37	$ 51.04	$ 35.72	$ 28.11	$ 23.55
0162C002AA	Paper Deck Unit-E1	$ 2,520.00	$ 1,386.00	45.00%	$ 83.63	$ 64.31	$ 45.00	$ 35.41	$ 29.67
0163C018AA	POD Deck Lite-C1	$ 4,700.00	$ 2,585.00	45.00%	$ 155.98	$ 119.94	$ 83.93	$ 66.05	$ 55.34
0164C002AA	Copy Tray-R2	$ 210.00	$ 115.50	45.00%	$ 6.97	$ 5.36	$ 3.75	$ 2.95	$ 2.47
8930B001AA	TAB ATTACHMENT-F1	$ 80.00	$ 44.00	45.00%	$ 2.65	$ 2.04	$ 1.43	$ 1.12	$ 0.94
8928B001AA	ENVELOPE ATCHMT-F1	$ 100.00	$ 55.00	45.00%	$ 3.32	$ 2.55	$ 1.79	$ 1.41	$ 1.18
8929B001AA	ENVELOPE ATCHMT-G1	$ 850.00	$ 467.50	45.00%	$ 28.21	$ 21.69	$ 15.18	$ 11.94	$ 10.01
0165C001AA	Utility Tray-B1	$ 63.00	$ 34.65	45.00%	$ 2.09	$ 1.61	$ 1.13	$ 0.89	$ 0.74
3323C001AA	Upright Control Panel-H1	$ 1,890.00	$ 1,228.50	35.00%	$ 74.13	$ 57.00	$ 39.89	$ 31.39	$ 26.30
0097C001AA	Printer Cover-H1	$ 200.00	$ 110.00	45.00%	$ 6.64	$ 5.10	$ 3.57	$ 2.81	$ 2.36
1266V426	USB Keyboard (Cherry)	$ 110.00	$ 71.50	35.00%	$ 4.31	$ 3.32	$ 2.32	$ 1.83	$ 1.53
3730B004AA	Copy Card Reader Attachment-A4	$ 84.00	$ 46.20	45.00%	$ 2.79	$ 2.14	$ 1.50	$ 1.18	$ 0.99
4784B001AA	Copy Card Reader-F1	$ 315.00	$ 173.25	45.00%	$ 10.45	$ 8.04	$ 5.63	$ 4.43	$ 3.71
4781B001AA	Canon Card Set-A1 (1-30)	$ 158.00	$ 86.90	45.00%	$ 5.24	$ 4.03	$ 2.82	$ 2.22	$ 1.86
4781B002AA	Canon Card Set-A2 (31-100)	$ 347.00	$ 190.85	45.00%	$ 11.52	$ 8.86	$ 6.20	$ 4.88	$ 4.09
4781B003AA	Canon Card Set-A3 (101-200)	$ 462.00	$ 254.10	45.00%	$ 15.33	$ 11.79	$ 8.25	$ 6.49	$ 5.44

NASPO State: Florida

					Straight Lease Monthly Payments				
Item Code	Description	MSRP	Purchase Price	% off MSRP	18 Months	24 Months	36 Months	48 Months	60 Months
4781B004AA	Canon Card Set-A4 (201-300)	$ 462.00	$ 254.10	45.00%	$ 15.33	$ 11.79	$ 8.25	$ 6.49	$ 5.44
4781B005AA	Canon Card Set-A5 (301-500)	$ 935.00	$ 514.25	45.00%	$ 31.03	$ 23.86	$ 16.70	$ 13.14	$ 11.01
4781B006AA	Canon Card Set-A6 (501-1000)	$ 2,352.00	$ 1,293.60	45.00%	$ 78.06	$ 60.02	$ 42.00	$ 33.05	$ 27.70
7518A004AA	Braille Label Kit-F1	$ 35.00	$ 22.75	35.00%	$ 1.37	$ 1.06	$ 0.74	$ 0.58	$ 0.49
1096B001AA	ADF Access Handle-A1	$ 146.00	$ 94.90	35.00%	$ 5.73	$ 4.40	$ 3.08	$ 2.42	$ 2.03
3726B001AA	Copy Control Interface Kit-A1	$ 53.00	$ 29.15	45.00%	$ 1.76	$ 1.35	$ 0.95	$ 0.74	$ 0.62
1348V957	Convenience Stapler-A1 (White)	$ 360.00	$ 198.00	45.00%	$ 11.95	$ 9.19	$ 6.43	$ 5.06	$ 4.24
2212V477	Universal Keyboard Stand-A1	$ 250.00	$ 162.50	35.00%	$ 9.61	$ 7.54	$ 5.28	$ 4.15	$ 3.48
2212V478	Card Reader Assembly for Universal Keyboard Stand	$ 60.00	$ 33.00	45.00%	$ 1.89	$ 1.53	$ 1.07	$ 0.84	$ 0.71
4821B003AA	PCL International Font Set-A1	$ 473.00	$ 260.15	45.00%	$ 15.70	$ 12.07	$ 8.45	$ 6.65	$ 5.57
3999B004AA	Barcode Printing Kit-D1e	$ 840.00	$ 462.00	45.00%	$ 27.88	$ 21.44	$ 15.00	$ 11.80	$ 9.89
0166C007CA	Super G3 FAX Board-AS2	$ 840.00	$ 462.00	45.00%	$ 27.88	$ 21.44	$ 15.00	$ 11.80	$ 9.89
0170C004AA	IP FAX Expansion Kit-B1	$ 350.00	$ 192.50	45.00%	$ 11.62	$ 8.93	$ 6.25	$ 4.92	$ 4.12
3679B005AA	Remote Fax Kit-A1e	$ 420.00	$ 231.00	45.00%	$ 13.94	$ 10.72	$ 7.50	$ 5.90	$ 4.95
4164BV44AC	HDD Data Erase Scheduler V3.1.2	$ 350.00	$ 192.50	45.00%	$ 11.62	$ 8.93	$ 6.25	$ 4.92	$ 4.12
4041C001AA	Connection Kit-A2 for Bluetooth LE	$ 200.00	$ 110.00	45.00%	$ 6.64	$ 5.10	$ 3.57	$ 2.81	$ 2.36
0687C001AA	NFC Kit-A1 (for Upright Control Panel)	$ 200.00	$ 130.00	35.00%	$ 7.84	$ 6.03	$ 4.22	$ 3.32	$ 2.78
1435C001AA	NFC KIT-C1	$ 200.00	$ 130.00	35.00%	$ 7.84	$ 6.03	$ 4.22	$ 3.32	$ 2.78
3602C002BAA	PRISMAprepare V7 and JDF Parser Set	$ 5,250.00	$ 2,887.50	45.00%	$ 174.23	$ 133.98	$ 93.76	$ 73.78	$ 61.82
4597C001AA	imagePRESS Security Kit-D1 for IEEE 2600 Common Criteria Certification	$ 1,365.00	$ 750.75	45.00%	$ 45.30	$ 34.83	$ 24.38	$ 19.18	$ 16.07
3835C007AA	imagePRESS Server L30 v2.0 Set	$ 20,000.00	$ 11,000.00	45.00%	$ 663.74	$ 510.40	$ 357.17	$ 281.05	$ 235.51
3836C007AA	imagePRESS Server M10 v2.0	$ 7,000.00	$ 3,850.00	45.00%	$ 232.31	$ 178.64	$ 125.01	$ 98.37	$ 82.43
5727B043AA	Upgrade Kit for L30	$ 1,100.00	$ 605.00	45.00%	$ 36.51	$ 28.07	$ 19.64	$ 15.46	$ 12.95
2351B008AA	Fiery Compose	$ 1,100.00	$ 880.00	20.00%	$ 53.10	$ 40.83	$ 28.57	$ 22.48	$ 18.84
6596A047AA	Fiery Impose	$ 2,450.00	$ 1,960.00	20.00%	$ 118.27	$ 90.94	$ 63.64	$ 50.08	$ 41.96
6596A048AA	Fiery Impose and Compose	$ 3,000.00	$ 2,400.00	20.00%	$ 144.82	$ 111.36	$ 77.93	$ 61.32	$ 51.38
7752A038AA	Graphic Arts Pro Package 1 year License	$ 2,400.00	$ 1,920.00	20.00%	$ 115.85	$ 89.09	$ 62.34	$ 49.06	$ 41.11
7752A039AA	Graphic Arts Pro Package 3 year License	$ 4,400.00	$ 3,520.00	20.00%	$ 212.40	$ 163.33	$ 114.29	$ 89.94	$ 75.36
7752A040AA	Graphic Arts Pro Package 5 year License	$ 6,800.00	$ 5,440.00	20.00%	$ 328.25	$ 252.42	$ 176.64	$ 138.99	$ 116.47
7752A042AA	Automation Package 1 year License	$ 1,400.00	$ 1,120.00	20.00%	$ 67.58	$ 51.97	$ 36.37	$ 28.62	$ 23.98
7752A043AA	Automation Package 3 year License	$ 3,000.00	$ 2,400.00	20.00%	$ 144.82	$ 111.36	$ 77.93	$ 61.32	$ 51.38
7752A044AA	Automation Package 5 year License	$ 5,000.00	$ 4,000.00	20.00%	$ 241.36	$ 185.60	$ 129.88	$ 102.20	$ 85.64
7752A045AA	ColorRight Package 1 year License	$ 1,600.00	$ 1,280.00	20.00%	$ 77.24	$ 59.39	$ 41.56	$ 32.70	$ 27.40
7752A047AA	ColorRight Package 3 year License	$ 4,400.00	$ 3,520.00	20.00%	$ 212.40	$ 163.33	$ 114.29	$ 89.94	$ 75.36
7752A048AA	ColorRight Package 5 year License	$ 5,800.00	$ 4,640.00	20.00%	$ 279.98	$ 215.30	$ 150.66	$ 118.55	$ 99.34
7752A050AA	Adobe PDF Print Engine Kit (APPE)	$ 4,300.00	$ 3,440.00	20.00%	$ 207.57	$ 159.62	$ 111.70	$ 87.89	$ 73.65
0134B011AA	Removable HDD Kit-B6	$ 4,700.00	$ 2,585.00	45.00%	$ 155.98	$ 119.94	$ 83.93	$ 66.05	$ 55.34
8002A004AB	X-Rite i1Pro 2 Spectrophotometer	$ 1,300.00	$ 715.00	45.00%	$ 43.14	$ 33.18	$ 23.22	$ 18.27	$ 15.31
3077B130AA	Fiery Color Profiler Suite	$ 2,300.00	$ 1,840.00	20.00%	$ 111.03	$ 85.38	$ 59.74	$ 47.01	$ 39.39
3077B131AA	Fiery Color Profiler Suite Annual Maintenance	$ 400.00	$ 320.00	20.00%	$ 19.31	$ 14.85	$ 10.39	$ 8.18	$ 6.85
3725V626	Integrated Interface & Stand-NA,On	$ 2,200.00	$ 1,210.00	45.00%	$ 73.01	$ 56.14	$ 39.29	$ 30.92	$ 25.91
3077B138AA	Fiery Job Master	$ 4,200.00	$ 3,360.00	20.00%	$ 202.74	$ 155.90	$ 109.10	$ 85.85	$ 71.94
3077B115AA	Fiery Job Master Annual Maintenance	$ 700.00	$ 560.00	20.00%	$ 33.79	$ 25.98	$ 18.18	$ 14.31	$ 11.99
3077B139AA	Fiery Job Master and Impose	$ 6,000.00	$ 4,800.00	20.00%	$ 289.63	$ 222.72	$ 155.86	$ 122.64	$ 102.77
3077B116AA	Fiery Job Master and impose annual maintenance	$ 1,000.00	$ 800.00	20.00%	$ 48.27	$ 37.12	$ 25.98	$ 20.44	$ 17.13
3077B140AA	Adobe Acrobat and Enfocus PitStop Edit	$ 400.00	$ 320.00	20.00%	$ 19.31	$ 14.85	$ 10.39	$ 8.18	$ 6.85
4224C082AA	Authorized Send V7.2 (1 License) e-LAN	$ 1,100.00	$ 880.00	20.00%	$ 53.10	$ 40.83	$ 28.57	$ 22.48	$ 18.84
4224C063AA	Authorized Send V7.2 (10 License) e-LAN	$ 10,500.00	$ 8,400.00	20.00%	$ 506.86	$ 389.76	$ 272.75	$ 214.62	$ 179.84
4224C064AA	Authorized Send V7.2 (100 License) e-LAN	$ 105,000.00	$ 84,000.00	20.00%	$ 5,068.56	$ 3,897.60	$ 2,727.48	$ 2,146.20	$ 1,798.44
4224C017AA	Authorized Send v7.2 Bar Code Recognition add-on Option (1 License) e-LAN	$ 228.00	$ 176.00	20.00%	$ 10.62	$ 8.17	$ 5.71	$ 4.50	$ 3.77
4224C018AA	Authorized Send v7.2 Fax Server add-on Option (1 License) e-LAN	$ 228.00	$ 176.00	20.00%	$ 10.62	$ 8.17	$ 5.71	$ 4.50	$ 3.77
4224C066AA	Authorized Send To Fax v7.2 (1 License) e-LAN	$ 396.00	$ 312.00	20.00%	$ 18.83	$ 14.48	$ 10.13	$ 7.97	$ 6.68
4224C015AA	Authorized Send v7.2 Add-on Option (1 License) e-LAN	$ 930.00	$ 744.00	20.00%	$ 44.89	$ 34.52	$ 24.16	$ 19.01	$ 15.93
3579B504AA	MiCard PLUS SC	$ 210.00	$ 168.00	20.00%	$ 10.14	$ 7.80	$ 5.45	$ 4.29	$ 3.60
4164BT59AA	AA-PRINT MFP V1.5 G3	$ 720.00	$ 576.00	20.00%	$ 34.76	$ 26.73	$ 18.70	$ 14.72	$ 12.33
4848B120AA	MEAP Web Connection Kit V5.7	$ -	$ -	0.00%	$ -	$ -	$ -	$ -	$ -
4164BM80AB	Direct Print and Scan for Mobile V2.3.2 1L	$ 100.00	$ 80.00	20.00%	$ 4.83	$ 3.71	$ 2.60	$ 2.04	$ 1.71
6101AU77AA	ESP NEXT GEN PCS POWER FILTER (120V/20A) XG-PCS-20D	$ 227.71	$ 125.24	45.00%	$ 7.56	$ 5.81	$ 4.07	$ 3.20	$ 2.68
6101AU78AA	ESP NEXT GEN PCS POWER FILTER (208V/15A) XG-PCS-20815D	$ 287.11	$ 157.91	45.00%	$ 9.53	$ 7.33	$ 5.13	$ 4.03	$ 3.38
6138B065AA	Supplemental Accessory Install, Per incident.	$ 398.00	$ 200.00	35.08%	N/A	N/A	N/A	N/A	N/A
1481V475	ADVANCED COLOR MANAGEMENT TRAINING	$ 2,400.00	$ 2,400.00	0.00%	N/A	N/A	N/A	N/A	N/A
3007B009AA	Dealer supplied Hard Disk Drive Replacement Service- on demand (to be purchased any time)	$ 538.00	$ 350.00	34.94%	N/A	N/A	N/A	N/A	N/A
3007B010AA	Dealer supplied Hard Disk Drive Replacement Service- lease (to be purchased at the time of ordering new equipment)	$ 538.00	$ 350.00	34.94%	$ 21.12	$ 16.24	$ 11.36	$ 8.94	$ 7.49
6138B453AA	Dealer supplied Hard Disk Drive Erase Service- on demand (to be purchased any time)	$ 654.00	$ 425.00	35.02%	N/A	N/A	N/A	N/A	N/A
6138B454AA	Dealer supplied Hard Disk Drive Erase Service- lease (to be purchased at the time of ordering new equipment)	$ 654.00	$ 425.00	35.02%	$ 25.64	$ 19.72	$ 13.80	$ 10.86	$ 9.10
0146C001AA	Staple Cartridge-X1	$ 59.00	$ 50.15	15.00%	N/A	N/A	N/A	N/A	N/A
0148C001AA	Staple Cartridge-Y1	$ 41.00	$ 34.85	15.00%	N/A	N/A	N/A	N/A	N/A
1007B001AA	Staple-N1	$ 189.00	$ 160.65	15.00%	N/A	N/A	N/A	N/A	N/A
1008B001AA	Staple-P1	$ 68.00	$ 57.80	15.00%	N/A	N/A	N/A	N/A	N/A
	Toner								
3641C001AA	T07 Toner Black	$ 150.00	$ 127.50	15.00%	N/A	N/A	N/A	N/A	N/A
3642C001AA	T07 Toner Cyan	$ 242.00	$ 205.70	15.00%	N/A	N/A	N/A	N/A	N/A
3643C001AA	T07 Toner Magenta	$ 242.00	$ 205.70	15.00%	N/A	N/A	N/A	N/A	N/A
3644C001AA	T07 Toner Yellow	$ 242.00	$ 205.70	15.00%	N/A	N/A	N/A	N/A	N/A
	Service Plans imagePRESS Lite C165								
	Color Zero Base - Includes OEM toner, parts, labor (no staples)		$ 0.0450						
	BW Zero Base - Includes OEM toner, parts, labor (no staples)		$ 0.0090						
	Color Zero Base - Parts and labor only (no supplies)		$ 0.0318						
	BW Zero Base - Parts and labor only (no supplies)		$ 0.0074						
	Color Zero Base - 11 x 17" impressions (counts as 2 clicks) Includes OEM toner, parts, labor (no staples)		$ 0.0428						
	BW Zero Base - 11 x 17" impressions (counts as 2 clicks) Includes OEM toner, parts, labor (no staples)		$ 0.0086						
	Flat Rate Fee - Parts and labor only (no supplies)		$ 526.00						
	Long Sheet Feeder Click Upcharge- ""Upcharge for B&W and Color CPC when using the LSF accessory""		$ 0.0340						
	Optional Service Plans Copies Included Pricing imagePRESS Lite C165								
	Option #1 Included Number of Color Clicks per Month		10,920						
	Option #1 Included Number of BW Clicks per Month		7,280						
	Option #1 Monthly Base Charge - includes OEM toner, parts, labor (no staples)		$ 545.64						
	Option #1 Overage Rate Color - includes OEM toner, parts, labor (no staples)		$ 0.0441						
	Option #1 Overage Rate BW - includes OEM toner, parts, labor (no staples)		$ 0.0088						
	Option #2 Included Number of Color Clicks per Month		15,000						
	Option #2 Included Number of BW Clicks per Month		10,000						
	Option #2 Monthly Base Charge - includes OEM toner, parts, labor (no staples)		$ 734.00						
	Option #2 Overage Rate Color - includes OEM toner, parts, labor (no staples)		$ 0.0432						
	Option #2 Overage Rate BW - includes OEM toner, parts, labor (no staples)		$ 0.0086						
	Option #3 Included Number of Color Clicks per Month		20,400						
	Option #3 Included Number of BW Clicks per Month		13,600						
	Option #3 Monthly Base Charge - includes OEM toner, parts, labor (no staples)		$ 978.52						
	Option #3 Overage Rate Color - includes OEM toner, parts, labor (no staples)		$ 0.0423						
	Option #3 Overage Rate BW - includes OEM toner, parts, labor (no staples)		$ 0.0085						
4647C002AA	imagePRESS Lite C170	$ 35,600.00	$ 10,680.00	70.00%	$ 644.43	$ 495.55	$ 346.78	$ 272.87	$ 228.66
0117C008AA	Staple Finisher-W1 Set	$ 13,100.00	$ 7,205.00	45.00%	$ 434.75	$ 334.31	$ 233.95	$ 184.09	$ 154.26
0118C010AA	Booklet Finisher-W1 Set	$ 16,500.00	$ 9,075.00	45.00%	$ 547.59	$ 421.08	$ 294.67	$ 231.87	$ 194.30
5738B002AA	PUNCHER UNIT-BS1(2/3H)	$ 945.00	$ 519.75	45.00%	$ 31.36	$ 24.12	$ 16.88	$ 13.28	$ 11.13
5738B003AA	PUNCHER UNIT-BT1(2/4H)	$ 945.00	$ 519.75	45.00%	$ 31.36	$ 24.12	$ 16.88	$ 13.28	$ 11.13
0102C008AA	Document Insertion Unit-N1 Set	$ 5,900.00	$ 3,245.00	45.00%	$ 195.80	$ 150.57	$ 105.37	$ 82.91	$ 69.48
0103C001AA	Paper Folding Unit-J1	$ 14,000.00	$ 7,700.00	45.00%	$ 464.62	$ 357.28	$ 250.02	$ 196.74	$ 164.86
1140C001AA	Booklet Trimmer-F1	$ 11,000.00	$ 6,050.00	45.00%	$ 365.06	$ 280.72	$ 196.44	$ 154.58	$ 129.53
0258C005AA	Multi Function Professional Puncher-B1	$ 15,000.00	$ 8,250.00	45.00%	$ 497.81	$ 382.80	$ 267.88	$ 210.79	$ 176.63
0259C001AA	Loose Leaf 3-Hole Punch A4/LTR	$ 1,100.00	$ 605.00	45.00%	$ 36.51	$ 28.07	$ 19.64	$ 15.46	$ 12.95
0259C002AA	Loose Leaf 5-Hole Punch LTR	$ 1,100.00	$ 605.00	45.00%	$ 36.51	$ 28.07	$ 19.64	$ 15.46	$ 12.95
0259C003AA	Velo Bind 11-Hole Punch LTR	$ 1,100.00	$ 605.00	45.00%	$ 36.51	$ 28.07	$ 19.64	$ 15.46	$ 12.95
0259C004AA	Plastic Comb 19-Hole Punch LTR-B1	$ 1,100.00	$ 605.00	45.00%	$ 36.51	$ 28.07	$ 19.64	$ 15.46	$ 12.95
0259C005AA	Twin Loop 21-Hole Punch LTR-B1	$ 1,100.00	$ 605.00	45.00%	$ 36.51	$ 28.07	$ 19.64	$ 15.46	$ 12.95
0259C006AA	Twin Loop 32-Hole Punch LTR-B1	$ 1,100.00	$ 605.00	45.00%	$ 36.51	$ 28.07	$ 19.64	$ 15.46	$ 12.95
0259C007AA	Color Coil 44-Hole Punch LTR-B1	$ 1,100.00	$ 605.00	45.00%	$ 36.51	$ 28.07	$ 19.64	$ 15.46	$ 12.95
3101V220	Color Coil 44-Hole Oval Punch LTR-B1	$ 2,075.00	$ 1,141.25	45.00%	$ 68.86	$ 52.95	$ 37.06	$ 29.16	$ 24.43
0259C016AA	High Durability Color Coil 44-Hole Punch LTR-B1	$ 2,800.00	$ 1,540.00	45.00%	$ 92.92	$ 71.46	$ 50.00	$ 39.35	$ 32.97
0259C017AA	High Durability Loose Leaf 3-Hole Punch LTR	$ 2,500.00	$ 1,375.00	45.00%	$ 82.97	$ 63.80	$ 44.65	$ 35.13	$ 29.44
0259C018AA	High Durability Plastic Comb 19-Hole Punch LTR	$ 3,000.00	$ 1,650.00	45.00%	$ 99.56	$ 76.56	$ 53.58	$ 42.16	$ 35.33

NASPO State: Florida

					Straight Lease Monthly Payments				
Item Code	Description	MSRP	Purchase Price	% off MSRP	18 Months	24 Months	36 Months	48 Months	60 Months
3235C001AA	Staple Finisher-AC1	$ 3,150.00	$ 1,732.50	45.00%	$ 104.54	$ 80.39	$ 56.26	$ 44.27	$ 37.09
3236C001AA	Booklet Finisher-AC1	$ 5,565.00	$ 3,060.75	45.00%	$ 184.69	$ 142.02	$ 99.38	$ 78.20	$ 65.53
3237C001AA	Jogger Kit-A1	$ 600.00	$ 330.00	45.00%	$ 19.91	$ 15.31	$ 10.72	$ 8.43	$ 7.07
0126C001AA	2/3 Hole Puncher Unit-A1	$ 893.00	$ 491.15	45.00%	$ 29.64	$ 22.79	$ 15.95	$ 12.55	$ 10.52
1197C002AA	Document Insertion / Folding Unit-K1	$ 8,400.00	$ 4,620.00	45.00%	$ 278.77	$ 214.37	$ 150.01	$ 118.04	$ 98.91
3243C001AA	Stack Bypass Tray-D1	$ 700.00	$ 385.00	45.00%	$ 23.23	$ 17.86	$ 12.50	$ 9.84	$ 8.24
1228C001AA	Long Sheet Feeding and Catch Tray-B1	$ 2,000.00	$ 1,100.00	45.00%	$ 66.37	$ 51.04	$ 35.72	$ 28.11	$ 23.55
4186C001AA	Long Sheet Catch Tray XL-A1	$ 2,000.00	$ 1,100.00	45.00%	$ 66.37	$ 51.04	$ 35.72	$ 28.11	$ 23.55
0162C002AA	Paper Deck Unit-E1	$ 2,520.00	$ 1,386.00	45.00%	$ 83.63	$ 64.31	$ 45.00	$ 35.41	$ 29.67
0163C016AA	POD Deck Lite-C1	$ 4,700.00	$ 2,585.00	45.00%	$ 155.98	$ 119.94	$ 83.93	$ 66.05	$ 55.34
0164C002AA	Copy Tray-R2	$ 210.00	$ 115.50	45.00%	$ 6.97	$ 5.36	$ 3.75	$ 2.95	$ 2.47
8930B001AA	TAB ATTACHMENT-F1	$ 80.00	$ 44.00	45.00%	$ 2.65	$ 2.04	$ 1.43	$ 1.12	$ 0.94
8928B001AA	ENVELOPE ATCHMT-F1	$ 100.00	$ 55.00	45.00%	$ 3.32	$ 2.55	$ 1.78	$ 1.41	$ 1.18
8929B001AA	ENVELOPE ATCHMT-G1	$ 850.00	$ 467.50	45.00%	$ 28.21	$ 21.69	$ 15.18	$ 11.94	$ 10.01
0165C001AA	Utility Tray-B1	$ 63.00	$ 34.65	45.00%	$ 2.09	$ 1.61	$ 1.13	$ 0.89	$ 0.74
3323C001AA	Upright Control Panel-H1	$ 1,890.00	$ 1,228.50	35.00%	$ 74.13	$ 57.00	$ 39.89	$ 31.39	$ 26.30
0097C001AA	Printer Cover-H1	$ 200.00	$ 110.00	45.00%	$ 6.64	$ 5.10	$ 3.57	$ 2.81	$ 2.36
1268V428	USB Keyboard (Cherry)	$ 110.00	$ 71.50	35.00%	$ 4.31	$ 3.32	$ 2.32	$ 1.83	$ 1.53
3730B004AA	Copy Card Reader Attachment-A4	$ 84.00	$ 46.20	45.00%	$ 2.79	$ 2.14	$ 1.50	$ 1.18	$ 0.99
4784B001AA	Copy Card Reader-F1	$ 315.00	$ 173.25	45.00%	$ 10.45	$ 8.04	$ 5.63	$ 4.43	$ 3.71
4781B001AA	Canon Card Set-A1 (1-30)	$ 158.00	$ 86.90	45.00%	$ 5.24	$ 4.03	$ 2.82	$ 2.22	$ 1.86
4781B002AA	Canon Card Set-A2 (31-100)	$ 347.00	$ 190.85	45.00%	$ 11.52	$ 8.86	$ 6.20	$ 4.88	$ 4.09
4781B003AA	Canon Card Set-A3 (101-200)	$ 462.00	$ 254.10	45.00%	$ 15.33	$ 11.79	$ 8.25	$ 6.49	$ 5.44
4781B004AA	Canon Card Set-A4 (201-300)	$ 462.00	$ 254.10	45.00%	$ 15.33	$ 11.79	$ 8.25	$ 6.49	$ 5.44
4781B005AA	Canon Card Set-A5 (301-500)	$ 935.00	$ 514.25	45.00%	$ 31.03	$ 23.86	$ 16.70	$ 13.14	$ 11.01
4781B006AA	Canon Card Set-A6 (501-1000)	$ 2,352.00	$ 1,293.60	45.00%	$ 78.06	$ 60.02	$ 42.00	$ 33.05	$ 27.70
7518A004AA	Braille Label Kit-F1	$ 35.00	$ 22.75	35.00%	$ 1.37	$ 1.06	$ 0.74	$ 0.58	$ 0.49
1095B001AA	ADF Access Handle-A1	$ 146.00	$ 94.90	35.00%	$ 5.73	$ 4.40	$ 3.08	$ 2.42	$ 2.03
3726B001AA	Copy Control Interface Kit-A1	$ 53.00	$ 29.15	45.00%	$ 1.76	$ 1.35	$ 0.95	$ 0.74	$ 0.62
1348V557	Convenience Stapler-A1 (White)	$ 360.00	$ 198.00	45.00%	$ 11.95	$ 9.19	$ 6.43	$ 5.06	$ 4.24
2212V477	Universal Keyboard Stand-A1	$ 250.00	$ 162.50	35.00%	$ 9.81	$ 7.54	$ 5.28	$ 4.15	$ 3.48
2212V478	Card Reader Assembly for Universal Keyboard Stand	$ 60.00	$ 33.00	45.00%	$ 1.99	$ 1.53	$ 1.07	$ 0.84	$ 0.71
4821B003AA	PCL International Font Set-A1	$ 473.00	$ 260.15	45.00%	$ 15.70	$ 12.07	$ 8.45	$ 6.65	$ 5.57
3999B004AA	Barcode Printing Kit-D1e	$ 840.00	$ 462.00	45.00%	$ 27.88	$ 21.44	$ 15.00	$ 11.80	$ 9.89
0166C007CA	Super G3 FAX Board-AS2	$ 840.00	$ 462.00	45.00%	$ 27.88	$ 21.44	$ 15.00	$ 11.80	$ 9.89
0170C004AA	IP FAX Expansion Kit-B1	$ 350.00	$ 192.50	45.00%	$ 11.62	$ 8.93	$ 6.25	$ 4.92	$ 4.12
3679B005AA	Remote Fax Kit-A1e	$ 420.00	$ 231.00	45.00%	$ 13.94	$ 10.72	$ 7.50	$ 5.90	$ 4.95
4184BV44AC	HDD Data Erase Scheduler V3.1.2	$ 350.00	$ 192.50	45.00%	$ 11.62	$ 8.93	$ 6.25	$ 4.92	$ 4.12
4041C001AA	Connection Kit-A2 for Bluetooth LE	$ 200.00	$ 110.00	45.00%	$ 6.64	$ 5.10	$ 3.57	$ 2.81	$ 2.36
0687C001AA	NFC Kit-A1 (for Upright Control Panel)	$ 200.00	$ 130.00	35.00%	$ 7.84	$ 6.03	$ 4.22	$ 3.32	$ 2.78
1438C001AA	NFC KIT-C1	$ 200.00	$ 130.00	35.00%	$ 7.84	$ 6.03	$ 4.22	$ 3.32	$ 2.78
3602C028AA	PRISMAprepare V7 and JDF Parser Set	$ 5,250.00	$ 2,887.50	45.00%	$ 174.23	$ 133.96	$ 93.76	$ 73.78	$ 61.82
3835C007AA	imagePRESS Server L30 v2.0 Set	$ 20,000.00	$ 11,000.00	45.00%	$ 663.74	$ 510.40	$ 357.17	$ 281.05	$ 235.51
3836C007AA	imagePRESS Server M10 v2.0	$ 7,000.00	$ 3,850.00	45.00%	$ 232.31	$ 178.64	$ 125.01	$ 98.37	$ 82.43
5727B043AA	Upgrade Kit for L30	$ 1,100.00	$ 605.00	45.00%	$ 36.51	$ 28.07	$ 19.64	$ 15.46	$ 12.95
2351B008AA	Fiery Compose	$ 1,100.00	$ 880.00	20.00%	$ 53.10	$ 40.83	$ 28.57	$ 22.48	$ 18.84
6596A047AA	Fiery Impose	$ 2,450.00	$ 1,960.00	20.00%	$ 118.27	$ 90.94	$ 63.64	$ 50.08	$ 41.96
6596A048AA	Fiery Impose and Compose	$ 3,000.00	$ 2,400.00	20.00%	$ 144.82	$ 111.36	$ 77.93	$ 61.32	$ 51.38
7752A038AA	Graphic Arts Pro Package 1 year License	$ 2,400.00	$ 1,920.00	20.00%	$ 115.85	$ 89.09	$ 62.34	$ 49.06	$ 41.11
7752A039AA	Graphic Arts Pro Package 3 year License	$ 4,400.00	$ 3,520.00	20.00%	$ 212.40	$ 163.33	$ 114.29	$ 89.94	$ 75.36
7752A040AA	Graphic Arts Pro Package 5 year License	$ 6,800.00	$ 5,440.00	20.00%	$ 328.25	$ 252.42	$ 176.64	$ 138.99	$ 116.47
7752A042AA	Automation Package 1 year License	$ 1,400.00	$ 1,120.00	20.00%	$ 67.56	$ 51.97	$ 36.37	$ 28.62	$ 23.98
7752A043AA	Automation Package 3 year License	$ 3,000.00	$ 2,400.00	20.00%	$ 144.82	$ 111.36	$ 77.93	$ 61.32	$ 51.38
7752A044AA	Automation Package 5 year License	$ 5,000.00	$ 4,000.00	20.00%	$ 241.36	$ 185.60	$ 129.88	$ 102.20	$ 85.64
7752A046AA	ColorRight Package 1 year License	$ 1,600.00	$ 1,280.00	20.00%	$ 77.24	$ 59.39	$ 41.56	$ 32.70	$ 27.40
7752A047AA	ColorRight Package 3 year License	$ 4,400.00	$ 3,520.00	20.00%	$ 212.40	$ 163.33	$ 114.29	$ 89.94	$ 75.36
7752A048AA	ColorRight Package 5 year License	$ 5,800.00	$ 4,640.00	20.00%	$ 279.98	$ 215.30	$ 150.66	$ 118.55	$ 99.34
7752A050AA	Adobe PDF Print Engine Kit (APPE)	$ 4,300.00	$ 3,440.00	20.00%	$ 207.57	$ 159.62	$ 111.70	$ 87.89	$ 73.65
0134B011AA	Removable HDD Kit-B6	$ 4,700.00	$ 2,585.00	45.00%	$ 155.98	$ 119.94	$ 83.93	$ 66.05	$ 55.34
8002A004AB	X-Rite i1Pro 2 Spectrophotometer	$ 1,300.00	$ 715.00	45.00%	$ 43.14	$ 33.18	$ 23.22	$ 18.27	$ 15.31
3077B130AA	Fiery Color Profiler Suite	$ 2,300.00	$ 1,840.00	20.00%	$ 111.03	$ 85.38	$ 59.74	$ 47.01	$ 39.39
3077B131AA	Fiery Color Profiler Suite Annual Maintenance	$ 400.00	$ 320.00	20.00%	$ 19.31	$ 14.85	$ 10.39	$ 8.18	$ 6.85
3725V626	Integrated Interface & Stand-NA Onl	$ 2,200.00	$ 1,210.00	45.00%	$ 73.01	$ 56.14	$ 39.29	$ 30.92	$ 25.91
3077B138AA	Fiery Job Master	$ 4,200.00	$ 3,360.00	20.00%	$ 202.74	$ 155.96	$ 109.10	$ 85.85	$ 71.94
3077B115AA	Fiery Job Master Annual Maintenance	$ 700.00	$ 560.00	20.00%	$ 33.79	$ 25.98	$ 18.18	$ 14.31	$ 11.99
3077B139AA	Fiery Job Master and Impose	$ 6,000.00	$ 4,800.00	20.00%	$ 289.63	$ 222.72	$ 155.86	$ 122.69	$ 102.77
3077B116AA	Fiery Job Master and Impose annual maintenance	$ 1,000.00	$ 800.00	20.00%	$ 48.27	$ 37.12	$ 25.98	$ 20.44	$ 17.13
3077B140AA	Adobe Acrobat and Enfocus PitStop Edit	$ 400.00	$ 320.00	20.00%	$ 19.31	$ 14.85	$ 10.39	$ 8.18	$ 6.85
4224C062AA	Authorized Send V7.2 (1 License) e-LAN	$ 1,100.00	$ 880.00	20.00%	$ 53.10	$ 40.83	$ 28.57	$ 22.48	$ 18.84
4224C063AA	Authorized Send V7.2 (10 License) e-LAN	$ 10,500.00	$ 8,400.00	20.00%	$ 506.86	$ 389.76	$ 272.75	$ 214.62	$ 179.84
4224C064AA	Authorized Send V7.2 (100 License) e-LAN	$ 105,000.00	$ 84,000.00	20.00%	$ 5,068.56	$ 3,897.60	$ 2,727.48	$ 2,146.20	$ 1,798.44
4224C017AA	Authorized Send v7.2 Bar Code Recognition add-on Option (1 License) e-LAN	$ 220.00	$ 176.00	20.00%	$ 10.62	$ 8.17	$ 5.71	$ 4.50	$ 3.77
4224C018AA	Authorized Send v7.2 Fax Server add-on Option (1 License) e-LAN	$ 220.00	$ 176.00	20.00%	$ 10.62	$ 8.17	$ 5.71	$ 4.50	$ 3.77
4224C086AA	Authorized Send To Fax v7.2 (1 License) e-LAN	$ 390.00	$ 312.00	20.00%	$ 18.83	$ 14.48	$ 10.13	$ 7.97	$ 6.68
4224C015AA	Authorized Send v7.2 Add-on Option (1 License) e-LAN	$ 930.00	$ 744.00	20.00%	$ 44.89	$ 34.52	$ 24.16	$ 19.01	$ 15.93
3575B504AA	MiCard PLUS SC	$ 210.00	$ 168.00	20.00%	$ 10.14	$ 7.80	$ 5.45	$ 4.29	$ 3.60
4184BT59AA	AA-PRINT MFP V1.5 G3	$ 720.00	$ 576.00	20.00%	$ 34.76	$ 26.73	$ 18.70	$ 14.72	$ 12.33
4848B120AA	MEAP Web Connection Kit V5.7	$ -	$ -	0.00%	$ -	$ -	$ -	$ -	$ -
4184BM80AB	Direct Print and Scan for Mobile V2.3.2 1L	$ 100.00	$ 80.00	20.00%	$ 4.83	$ 3.71	$ 2.60	$ 2.04	$ 1.71
6101AU77AA	ESP NEXT GEN PCS POWER FILTER (120V/20A) XG-PCS-20D	$ 227.71	$ 125.24	45.00%	$ 7.56	$ 5.81	$ 4.07	$ 3.20	$ 2.68
6101AU78AA	ESP NEXT GEN PCS POWER FILTER (208V/15A) XG-PCS-20815D	$ 287.11	$ 157.91	45.00%	$ 9.53	$ 7.33	$ 5.13	$ 4.03	$ 3.38
6138B065AA	Supplemental Accessory Install. Per incident.	$ 368.00	$ 200.00	35.06%	N/A	N/A	N/A	N/A	N/A
1481V475	ADVANCED COLOR MANAGEMENT TRAININC	$ 2,400.00	$ 2,400.00	0.00%	N/A	N/A	N/A	N/A	N/A
5007B009AA	Dealer supplied Hard Disk Drive Replacement Service- on demand (to be purchased any time)	$ 538.00	$ 350.00	34.94%	N/A	N/A	N/A	N/A	N/A
5007B010AA	Dealer supplied Hard Disk Drive Replacement Service- lease (to be purchased at the time of ordering new equipment)	$ 538.00	$ 350.00	34.94%	$ 21.12	$ 16.24	$ 11.36	$ 8.94	$ 7.49
6138B453AA	Dealer supplied Hard Disk Drive Erase Service- on demand (to be purchased any time)	$ 654.00	$ 425.00	35.02%	N/A	N/A	N/A	N/A	N/A
6138B454AA	Dealer supplied Hard Disk Drive Erase Service- lease (to be purchased at the time of ordering new equipment)	$ 654.00	$ 425.00	35.02%	$ 25.64	$ 19.72	$ 13.80	$ 10.86	$ 9.10
0146C001AA	Staple Cartridge-X1	$ 59.00	$ 50.15	15.00%	N/A	N/A	N/A	N/A	N/A
0148C001AA	Staple Cartridge-Y1	$ 41.00	$ 34.85	15.00%	N/A	N/A	N/A	N/A	N/A
1088B001AA	Staple-N1	$ 189.00	$ 160.65	15.00%	N/A	N/A	N/A	N/A	N/A
1088B001AA	Staple-P1	$ 68.00	$ 57.80	15.00%	N/A	N/A	N/A	N/A	N/A
	Toner								
3641C001AA	T07 Toner Black	$ 150.00	$ 127.50	15.00%	N/A	N/A	N/A	N/A	N/A
3642C001AA	T07 Toner Cyan	$ 242.00	$ 205.70	15.00%	N/A	N/A	N/A	N/A	N/A
3643C001AA	T07 Toner Magenta	$ 242.00	$ 205.70	15.00%	N/A	N/A	N/A	N/A	N/A
3644C001AA	T07 Toner Yellow	$ 242.00	$ 205.70	15.00%	N/A	N/A	N/A	N/A	N/A
	Service Plans: imagePRESS Lite C170								
	Color Zero Base - Includes OEM toner, parts, labor (no staples)		$ 0.0450						
	BW Zero Base - Includes OEM toner, parts, labor (no staples)		$ 0.0090						
	Color Zero Base - Parts and labor only (no supplies)		$ 0.0318						
	BW Zero Base - Parts and labor only (no supplies)		$ 0.0074						
	Color Zero Base - 11 x 17" impressions (counts as 2 clicks) Includes OEM toner, parts, labor (no staples)		$ 0.0428						
	BW Zero Base - 11 x 17" impressions (counts as 2 clicks) Includes OEM toner, parts, labor (no staples)		$ 0.0086						
	Flat Rate Fee - Parts and labor only (no supplies)		$ 626.00						
	Long Sheet Feeder Click Upcharge **Upcharge for B&W and Color CPC when using the LSF accessory**		$ 0.0340						
	Optional Service Plans: Copies Included Pricing imagePRESS Lite C170								
	Option #1 Included Number of Color Clicks per Month		10,920						
	Option #1 Included Number of BW Clicks per Month		7,280						
	Option #1 Monthly Base Charge - includes OEM toner, parts, labor (no staples)		$ 545.64						
	Option #1 Overage Rate Color - includes OEM toner, parts, labor (no staples)		$ 0.0441						
	Option #1 Overage Rate BW - includes OEM toner, parts, labor (no staples)		$ 0.0088						
	Option #2 Included Number of Color Clicks per Month		15,000						
	Option #2 Included Number of BW Clicks per Month		10,000						
	Option #2 Monthly Base Charge - includes OEM toner, parts, labor (no staples)		$ 754.00						
	Option #2 Overage Rate Color - includes OEM toner, parts, labor (no staples)		$ 0.0432						
	Option #2 Overage Rate BW - includes OEM toner, parts, labor (no staples)		$ 0.0086						
	Option #3 Included Number of Color Clicks per Month		20,400						
	Option #3 Included Number of BW Clicks per Month		13,600						
	Option #3 Monthly Base Charge - includes OEM toner, parts, labor (no staples)		$ 978.52						
	Option #3 Overage Rate Color - includes OEM toner, parts, labor (no staples)		$ 0.0423						

NASPO State: Florida

Item Code	Description	MSRP	Purchase Price	% off MSRP	Straight Lease Monthly Payments				
					18 Months	24 Months	36 Months	48 Months	60 Months
	Option #3 Overage Rate BW - includes OEM toner, parts, labor (no staples)		$ 0.0085						
3240C001AB	**imagePRESS C710CA**	**$ 41,000.00**	**$ 12,300.00**	**70.00%**	**$ 742.18**	**$ 570.72**	**$ 399.38**	**$ 314.27**	**$ 263.34**
3696C013AA	iPR Server H350 V2.0 Set item	$ 29,500.00	$ 16,225.00	45.00%	$ 979.02	$ 752.84	$ 526.83	$ 414.55	$ 347.38
5727B033AA	Software Upgrade Kit For iPR Server H350	$ 1,465.00	$ 1,120.00	20.00%	$ 67.58	$ 51.97	$ 36.37	$ 28.62	$ 23.98
3665C014AA	iPR Server G250 V2.0 & Control Panel Set	$ 13,000.00	$ 7,150.00	45.00%	$ 431.43	$ 331.76	$ 232.16	$ 182.68	$ 153.08
0134B008BA	REMOVABLE HDD KIT-B5	$ 1,950.00	$ 1,072.50	45.00%	$ 64.71	$ 49.76	$ 34.82	$ 27.40	$ 22.96
2351B008AA	Fiery Compose	$ 1,100.00	$ 880.00	20.00%	$ 53.10	$ 40.83	$ 28.57	$ 22.48	$ 18.84
5596A047AA	Fiery Impose	$ 2,450.00	$ 1,960.00	20.00%	$ 118.27	$ 90.94	$ 63.64	$ 50.08	$ 41.96
5596A048AA	Fiery Impose and Compose	$ 3,000.00	$ 2,400.00	20.00%	$ 144.82	$ 111.36	$ 77.93	$ 61.32	$ 51.38
7752A038AA	Graphic Arts Pro Package 1 year License	$ 2,400.00	$ 1,920.00	20.00%	$ 115.85	$ 89.09	$ 62.34	$ 49.06	$ 41.11
7752A039AA	Graphic Arts Pro Package 3 year License	$ 4,400.00	$ 3,520.00	20.00%	$ 212.40	$ 163.33	$ 114.29	$ 89.94	$ 75.38
7752A040AA	Graphic Arts Pro Package 5 year License	$ 6,800.00	$ 5,440.00	20.00%	$ 328.25	$ 252.42	$ 176.64	$ 138.99	$ 116.47
7752A042AA	Automation Package 1 year License	$ 1,400.00	$ 1,120.00	20.00%	$ 67.58	$ 51.97	$ 36.37	$ 28.62	$ 23.98
7752A043AA	Automation Package 3 year License	$ 3,000.00	$ 2,400.00	20.00%	$ 144.82	$ 111.36	$ 77.93	$ 61.32	$ 51.38
7752A044AA	Automation Package 5 year License	$ 5,000.00	$ 4,000.00	20.00%	$ 241.36	$ 185.60	$ 129.88	$ 102.20	$ 85.64
7752A045AA	ColorRight Package 1 year License	$ 1,600.00	$ 1,280.00	20.00%	$ 77.24	$ 59.39	$ 41.56	$ 32.70	$ 27.40
7752A047AA	ColorRight Package 3 year License	$ 4,400.00	$ 3,520.00	20.00%	$ 212.40	$ 163.33	$ 114.29	$ 89.94	$ 75.38
7752A048AA	ColorRight Package 5 year License	$ 5,800.00	$ 4,640.00	20.00%	$ 279.98	$ 215.30	$ 150.66	$ 118.55	$ 99.34
7099V652	Integrated Interface & Stand-A1	$ 3,150.00	$ 2,047.50	35.00%	$ 123.65	$ 95.00	$ 66.48	$ 52.31	$ 43.84
3217V467	Integrated Interface & Stand-NX GL	$ 3,650.00	$ 2,372.50	35.00%	$ 143.16	$ 110.08	$ 77.04	$ 60.62	$ 50.80
3217V468	Integrated Interface & Stand-NX LS	$ 5,900.00	$ 3,835.00	35.00%	$ 231.45	$ 177.94	$ 124.52	$ 97.98	$ 82.11
3077B138AA	Fiery Job Master	$ 4,200.00	$ 3,360.00	20.00%	$ 202.74	$ 155.90	$ 109.10	$ 85.85	$ 71.94
3077B115AA	Fiery Job Master Annual Maintenance	$ 700.00	$ 560.00	20.00%	$ 33.79	$ 25.98	$ 18.18	$ 14.31	$ 11.99
3077B139AA	Fiery Job Master and Impose	$ 6,000.00	$ 4,800.00	20.00%	$ 289.63	$ 222.72	$ 155.86	$ 122.64	$ 102.77
3077B116AA	Fiery Job Master and Impose annual maintenance	$ 1,000.00	$ 800.00	20.00%	$ 48.27	$ 37.12	$ 25.98	$ 20.44	$ 17.13
3077B140AA	Adobe AcrobatLand Enfocus PitStop Edit	$ 400.00	$ 320.00	20.00%	$ 19.31	$ 14.85	$ 10.39	$ 8.18	$ 6.85
3077B130AA	Fiery Color Profiler Suite	$ 2,300.00	$ 1,840.00	20.00%	$ 111.03	$ 85.38	$ 59.74	$ 47.01	$ 39.39
3077B131AA	Fiery Color Profiler Suite Annual Maintenance	$ 400.00	$ 320.00	20.00%	$ 19.31	$ 14.85	$ 10.39	$ 8.18	$ 6.85
3077B132AA	Fiery JobFlow	$ 5,394.00	$ 4,315.20	20.00%	$ 260.38	$ 200.23	$ 140.11	$ 110.25	$ 92.39
3077B114AA	Fiery JobFlow Annual Maintenance	$ 899.00	$ 719.20	20.00%	$ 43.40	$ 33.37	$ 23.35	$ 18.38	$ 15.40
7752A050AA	Adobe PDF Print Engine Kit (APPE)	$ 4,300.00	$ 3,440.00	20.00%	$ 207.57	$ 159.62	$ 111.70	$ 87.89	$ 73.65
3241C008AA	Duplex Reader-M2(INCH/A)	$ 5,200.00	$ 2,860.00	45.00%	$ 172.57	$ 132.76	$ 92.86	$ 73.07	$ 61.23
6097C002AA	Printer Cover-H2	$ 200.00	$ 110.00	45.00%	$ 6.64	$ 5.10	$ 3.57	$ 2.81	$ 2.36
3242C001AA	Stack Bypass-C1	$ 300.00	$ 165.00	45.00%	$ 9.96	$ 7.66	$ 5.36	$ 4.22	$ 3.53
3243C001AA	Stack Bypass Tray-D1	$ 700.00	$ 385.00	45.00%	$ 23.23	$ 17.86	$ 12.50	$ 9.84	$ 8.24
1228C001AA	Long Sheet Feeding and Catch Tray-B1	$ 2,000.00	$ 1,100.00	45.00%	$ 66.37	$ 51.04	$ 35.72	$ 28.11	$ 23.55
3097C001AA	Long Sheet Catch Tray-C1	$ 280.00	$ 154.00	45.00%	$ 9.29	$ 7.15	$ 5.00	$ 3.93	$ 3.30
4186C001AA	Long Sheet Catch Tray XL-A1	$ 2,000.00	$ 1,100.00	45.00%	$ 66.37	$ 51.04	$ 35.72	$ 28.11	$ 23.55
4368C005AA	Multi Drawer Paper Deck-D1 Set	$ 10,320.00	$ 5,676.00	45.00%	$ 342.49	$ 263.37	$ 184.36	$ 145.02	$ 121.52
4372C001AA	Paper Deck Connector Kit-A1	$ 6,200.00	$ 3,410.00	45.00%	$ 205.76	$ 158.22	$ 110.72	$ 87.13	$ 73.01
4631C001AA	Upgrade Kit-A1 for Multi Drawer Paper Deck	$ 1.00	$ 0.55	45.00%	$ 0.03	$ 0.03	$ 0.02	$ 0.01	$ 0.01
0163C006AA	POD DECK LITE Set	$ 4,600.00	$ 2,530.00	45.00%	$ 152.66	$ 117.39	$ 82.15	$ 64.64	$ 54.17
0163C014AA	POD Deck Lite-XL	$ 9,500.00	$ 5,225.00	45.00%	$ 315.28	$ 242.44	$ 169.66	$ 133.50	$ 111.87
8928B001AA	ENVELOPE ATCHMT-F1	$ 100.00	$ 55.00	45.00%	$ 3.32	$ 2.55	$ 1.79	$ 1.41	$ 1.18
8928B001AA	ENVELOPE ATCHMT-G1	$ 650.00	$ 467.50	45.00%	$ 28.21	$ 21.69	$ 15.18	$ 11.94	$ 10.01
4370C001AA	Envelope Attachment-H1 for Multi Drawer Paper Deck-D1	$ 650.00	$ 467.50	45.00%	$ 28.21	$ 21.69	$ 15.18	$ 11.94	$ 10.01
8930B001AA	TAB ATTACHMENT-F1	$ 80.00	$ 44.00	45.00%	$ 2.65	$ 2.04	$ 1.43	$ 1.12	$ 0.94
3235C002AA	Staple Finisher-AC1 Set	$ 3,450.00	$ 1,897.50	45.00%	$ 114.50	$ 88.04	$ 61.61	$ 48.48	$ 40.63
3236C002AA	Booklet Finisher-AC1 Set	$ 5,865.00	$ 3,225.75	45.00%	$ 194.64	$ 149.67	$ 104.74	$ 82.42	$ 69.06
3237C001AA	Jogger Kit-A1	$ 600.00	$ 330.00	45.00%	$ 19.91	$ 15.31	$ 10.72	$ 8.43	$ 7.07
0126C001AA	2/3 Hole Puncher Unit-A1	$ 893.00	$ 491.15	45.00%	$ 29.64	$ 22.79	$ 15.95	$ 12.55	$ 10.52
0117C002AB	STAPLE FINISHER-W1	$ 13,000.00	$ 7,150.00	45.00%	$ 431.43	$ 331.76	$ 232.16	$ 182.68	$ 153.08
0118C002AB	BOOKLET FINISHER-W1	$ 16,400.00	$ 9,020.00	45.00%	$ 544.27	$ 418.53	$ 292.88	$ 230.46	$ 193.12
0164C002AA	Copy Tray-R2	$ 210.00	$ 115.50	45.00%	$ 6.97	$ 5.36	$ 3.75	$ 2.95	$ 2.47
5738B002AA	PUNCHER UNIT-BS1(2/3H)	$ 945.00	$ 519.75	45.00%	$ 31.36	$ 24.12	$ 16.88	$ 13.28	$ 11.13
5738B003AA	PUNCHER UNIT-BT1(2/F4H)	$ 945.00	$ 519.75	45.00%	$ 31.36	$ 24.12	$ 16.88	$ 13.28	$ 11.13
0259C006AA	Multi Function Professional Punchkv-B1	$ 15,000.00	$ 8,250.00	45.00%	$ 497.81	$ 382.80	$ 267.88	$ 210.79	$ 176.63
0259C001AA	Loose Leaf 3-Hole Punch A4/LTR	$ 1,100.00	$ 605.00	45.00%	$ 36.51	$ 28.07	$ 19.64	$ 15.46	$ 12.95
0259C002AA	Loose Leaf 5-Hole Punch LTR	$ 1,100.00	$ 605.00	45.00%	$ 36.51	$ 28.07	$ 19.64	$ 15.46	$ 12.95
0259C003AA	Velo Bind 11-Hole Punch LTR	$ 1,100.00	$ 605.00	45.00%	$ 36.51	$ 28.07	$ 19.64	$ 15.46	$ 12.95
0259C004AA	Plastic Comb 19-Hole Punch LTR-B1	$ 1,100.00	$ 605.00	45.00%	$ 36.51	$ 28.07	$ 19.64	$ 15.46	$ 12.95
0259C005AA	Twin Loop 21-Hole Punch LTR-B1	$ 1,100.00	$ 605.00	45.00%	$ 36.51	$ 28.07	$ 19.64	$ 15.46	$ 12.95
0259C006AA	Twin Loop 32-Hole Punch LTR-B1	$ 1,100.00	$ 605.00	45.00%	$ 36.51	$ 28.07	$ 19.64	$ 15.46	$ 12.95
0259C007AA	Color Coil 44-Hole Punch LTR-B1	$ 1,100.00	$ 605.00	45.00%	$ 36.51	$ 28.07	$ 19.64	$ 15.46	$ 12.95
3101V220	Color Coil 44-Hole Oval Punch LTR-B1	$ 2,075.00	$ 1,141.25	45.00%	$ 68.86	$ 52.95	$ 37.06	$ 29.16	$ 24.43
0259C010AA	High Durability Color Coil 44-Hole Punch LTR-B1	$ 2,800.00	$ 1,540.00	45.00%	$ 92.92	$ 71.46	$ 50.00	$ 39.35	$ 32.97
0259C017AA	High Durability Loose Leaf 3-Hole Punch LTR	$ 2,500.00	$ 1,375.00	45.00%	$ 82.97	$ 63.80	$ 44.65	$ 35.13	$ 29.44
0259C018AA	High Durability Plastic Comb 19-Hole Punch LTR	$ 3,000.00	$ 1,650.00	45.00%	$ 99.56	$ 76.56	$ 53.58	$ 42.16	$ 35.33
0259C019AA	Crease Die	$ 3,800.00	$ 2,090.00	45.00%	$ 126.11	$ 96.98	$ 67.86	$ 53.40	$ 44.75
1095B001AA	ADF Access Handle-A1	$ 146.00	$ 94.90	35.00%	$ 5.73	$ 4.40	$ 3.08	$ 2.42	$ 2.03
3726B001AA	Copy Control Interface Kit-A1	$ 53.00	$ 29.15	45.00%	$ 1.76	$ 1.35	$ 0.95	$ 0.74	$ 0.62
4784B001AA	Copy Card Reader-F1	$ 315.00	$ 173.25	45.00%	$ 10.45	$ 8.04	$ 5.63	$ 4.43	$ 3.71
3730B004AA	Copy Card Reader Attachment-A4	$ 84.00	$ 46.20	45.00%	$ 2.79	$ 2.14	$ 1.50	$ 1.18	$ 0.99
4781B001AA	Canon Card Set-A1 (1-30)	$ 158.00	$ 86.90	45.00%	$ 5.24	$ 4.03	$ 2.82	$ 2.22	$ 1.86
4781B002AA	Canon Card Set-A2 (31-100)	$ 347.00	$ 190.85	45.00%	$ 11.52	$ 8.86	$ 6.20	$ 4.88	$ 4.09
4781B003AA	Canon Card Set-A3 (101-200)	$ 462.00	$ 254.10	45.00%	$ 15.33	$ 11.79	$ 8.25	$ 6.49	$ 5.44
4781B004AA	Canon Card Set-A4 (201-300)	$ 462.00	$ 254.10	45.00%	$ 15.33	$ 11.79	$ 8.25	$ 6.49	$ 5.44
4781B005AA	Canon Card Set-A5 (301-500)	$ 935.00	$ 514.25	45.00%	$ 31.03	$ 23.86	$ 16.70	$ 13.14	$ 11.01
4781B006AA	Canon Card Set-A6 (501-1000)	$ 2,352.00	$ 1,293.60	45.00%	$ 78.06	$ 60.02	$ 42.00	$ 33.05	$ 27.70
8002A004AB	X-Rite i1Pro 2 Spectrophotometer	$ 1,300.00	$ 715.00	45.00%	$ 43.14	$ 33.18	$ 23.22	$ 18.27	$ 15.31
1348V957	Convenience Stapler-A1 (White)	$ 360.00	$ 198.00	45.00%	$ 11.95	$ 9.19	$ 6.43	$ 5.06	$ 4.24
1260V426	USB Keyboard (Cherry)	$ 110.00	$ 71.50	35.00%	$ 4.31	$ 3.32	$ 2.32	$ 1.83	$ 1.53
2738B007AA	WEB ACCESS-H1E	$ 240.00	$ 192.00	20.00%	$ 11.59	$ 8.91	$ 6.23	$ 4.91	$ 4.11
8681B001AA	USB DEVICE PORT-A3	$ 105.00	$ 57.75	45.00%	$ 3.48	$ 2.68	$ 1.88	$ 1.48	$ 1.24
3679B005AA	Remote Fax Kit-A1e	$ 420.00	$ 231.00	45.00%	$ 13.94	$ 10.72	$ 7.50	$ 5.90	$ 4.95
8682B001AA	M-MEDIA READ/WRITE-A3	$ 630.00	$ 346.50	45.00%	$ 20.91	$ 16.08	$ 11.25	$ 8.85	$ 7.42
3405B027AA	SEND ADVANCED-G1e	$ 1,300.00	$ 715.00	45.00%	$ 43.14	$ 33.18	$ 23.22	$ 18.27	$ 15.31
3406B006AA	Universal Send Security Feature Set-D1e	$ 945.00	$ 756.00	20.00%	$ 46.62	$ 35.08	$ 24.55	$ 19.32	$ 16.19
1329B013AA	Universal Send Digital User Signature Kit-C1e	$ 1,050.00	$ 840.00	20.00%	$ 50.69	$ 38.98	$ 27.27	$ 21.46	$ 17.98
4002B004AA	Data Erase Kit-C1e	$ 341.00	$ 272.80	20.00%	$ 16.46	$ 12.66	$ 8.86	$ 6.97	$ 5.84
1337B011AA	Encrypted Secure Print-D1e	$ 473.00	$ 260.15	45.00%	$ 15.70	$ 12.07	$ 8.45	$ 6.65	$ 5.57
1642B010AA	Access Management System Kit-B1e	$ 630.00	$ 504.00	20.00%	$ 30.41	$ 23.39	$ 16.36	$ 12.88	$ 10.79
3681B003AA	Voice Guidance Kit-F2	$ 840.00	$ 546.00	35.00%	$ 32.95	$ 25.33	$ 17.73	$ 13.95	$ 11.69
8880B001AA	3.5INCH/1TB HDD-M1	$ 1,365.00	$ 750.75	45.00%	$ 45.30	$ 34.83	$ 24.38	$ 19.18	$ 16.07
3803C002AA	HDD ENCRYPTION & MIRRORING KIT-E3	$ 525.00	$ 288.75	45.00%	$ 17.42	$ 13.40	$ 9.38	$ 7.38	$ 6.18
3741B002AA	REMOVABLE HDD KIT-AB2	$ 1,050.00	$ 577.50	45.00%	$ 34.85	$ 26.80	$ 18.75	$ 14.76	$ 12.36
4184BP81AG	Authorized Send V6.5 (1 License) e-LAN	$ 1,100.00	$ 880.00	20.00%	$ 53.10	$ 40.83	$ 28.57	$ 22.48	$ 18.84
4184BP82AG	Authorized Send V6.5 (10 License) e-LAN	$ 10,500.00	$ 8,400.00	20.00%	$ 506.86	$ 389.76	$ 272.75	$ 214.62	$ 179.84
4184BP83AG	Authorized Send V6.5 (100 License) e-LAN	$ 105,000.00	$ 84,000.00	20.00%	$ 5,068.56	$ 3,897.60	$ 2,727.48	$ 2,146.20	$ 1,798.44
4184BP85AA	Authorized Send Barcode Recognition Option V1.0 e-LAN (1 License) e-LAN	$ 220.00	$ 176.00	20.00%	$ 10.62	$ 8.17	$ 5.71	$ 4.50	$ 3.77
3575B504AA	MiCard PLUS SC	$ 210.00	$ 168.00	20.00%	$ 10.14	$ 7.80	$ 5.45	$ 4.29	$ 3.60
9101AU78AA	ESP NEXT GEN POS POWER FILTER (120V/15A) XG-POS-15D	$ 221.00	$ 121.55	45.00%	$ 7.33	$ 5.64	$ 3.95	$ 3.11	$ 2.60
9101AU78AA	ESP NEXT GEN POS POWER FILTER (208V/15A) XG-POS-20815D	$ 287.11	$ 157.91	45.00%	$ 9.53	$ 7.33	$ 5.13	$ 4.03	$ 3.38
9101AU79AA	ESP NEXT GEN POS POWER FILTER (208V/20A) XG-POS-20820D	$ 287.11	$ 157.91	45.00%	$ 9.53	$ 7.33	$ 5.13	$ 4.03	$ 3.38
5007B009AA	Dealer supplied Hard Disk Drive Replacement Service- on demand (to be purchased only time)	$ 538.00	$ 350.00	34.94%	N/A	N/A	N/A	N/A	N/A
5007B010AA	Dealer supplied Hard Disk Drive Replacement Service- lease (to be purchased at the time at ordering new equipment)	$ 538.00	$ 350.00	34.94%	$ 21.12	$ 16.24	$ 11.36	$ 8.96	$ 7.49
6138B453AA	Dealer supplied Hard Disk Drive Erase Service- on demand (to be purchased any time)	$ 654.00	$ 425.00	35.02%	N/A	N/A	N/A	N/A	N/A
6138B454AA	Dealer supplied Hard Disk Drive Erase Service- lease (to be purchased at the time of ordering new equipment)	$ 654.00	$ 425.00	35.02%	$ 25.64	$ 19.72	$ 13.80	$ 10.88	$ 9.10
6138B065AA	Supplemental Accessory Install Per Incident	$ 308.00	$ 200.00	35.06%	N/A	N/A	N/A	N/A	N/A
1481V475	ADVANCED COLOR MANAGEMENT TRAINING	$ 2,400.00	$ 2,400.00	0.00%	N/A	N/A	N/A	N/A	N/A
1007B001AA	Staple-N1	$ 189.00	$ 160.65	15.00%	N/A	N/A	N/A	N/A	N/A
1008B001AA	Staple-P1	$ 68.00	$ 57.80	15.00%	N/A	N/A	N/A	N/A	N/A
0148C008AA	Staple Cartridge-X1	$ 59.00	$ 50.15	15.00%	N/A	N/A	N/A	N/A	N/A
0148C001AA	Staple Cartridge-Y1	$ 41.00	$ 34.85	15.00%	N/A	N/A	N/A	N/A	N/A
	Toner								
8066B001AA	Toner T01 Black	$ 150.67	$ 128.24	15.00%	N/A	N/A	N/A	N/A	N/A
8067B001AA	Toner T01 Cyan	$ 117.67	$ 100.02	15.00%	N/A	N/A	N/A	N/A	N/A
8068B001AA	Toner T01 Magenta	$ 117.67	$ 100.02	15.00%	N/A	N/A	N/A	N/A	N/A
8069B001AA	Toner T01 Yellow	$ 117.67	$ 100.02	15.00%	N/A	N/A	N/A	N/A	N/A
	Service Plans imagePRESS C710CA								
	Color Zero Base - Includes OEM toner, parts, labor (no staples)		$ 0.0600						
	BW Zero Base - Includes OEM toner, parts, labor (no staples)		$ 0.0100						
	Color Zero Base - Parts and labor only (no supplies)		$ 0.0340						
	BW Zero Base - Parts and labor only (no supplies)		$ 0.0071						

NASPO State: Florida

Item Code	Description	MSRP	Purchase Price	% off MSRP	Straight Lease Monthly Payments 18 Months	24 Months	36 Months	48 Months	60 Months
	Color Zero Base - 11 x 17" impressions (counts as 2 clicks) Includes OEM toner, parts, labor (no staples)		$ 0.0570						
	BW Zero Base - 11 x 17" impressions (counts as 2 clicks) Includes OEM toner, parts, labor (no staples)		$ 0.0095						
	Flat Rate Fee - Parts and labor only (no supplies)		$ 460.00						
	Long Sheet Feeder Click Upcharge: **Upcharge for B&W and Color CPC when using the LSF accessory**		$ 0.0340						
	Optional Service Plans Copies Included Pricing imagePRESS C710CA								
	Option #1 Included Number of Color Clicks per Month		5,500						
	Option #1 Included Number of BW Clicks per Month		1,000						
	Option #1 Monthly Base Charge - includes OEM toner, parts, labor (no staples)		$ 333.20						
	Option #1 Overage Rate Color - includes OEM toner, parts, labor (no staples)		$ 0.0588						
	Option #1 Overage Rate BW - includes OEM toner, parts, labor (no staples)		$ 0.0098						
	Option #2 Included Number of Color Clicks per Month		7,500						
	Option #2 Included Number of BW Clicks per Month		1,500						
	Option #2 Monthly Base Charge - includes OEM toner, parts, labor (no staples)		$ 446.40						
	Option #2 Overage Rate Color - includes OEM toner, parts, labor (no staples)		$ 0.0576						
	Option #2 Overage Rate BW - includes OEM toner, parts, labor (no staples)		$ 0.0096						
	Option #3 Included Number of Color Clicks per Month		10,000						
	Option #3 Included Number of BW Clicks per Month		2,000						
	Option #3 Monthly Base Charge - includes OEM toner, parts, labor (no staples)		$ 582.80						
	Option #3 Overage Rate Color - includes OEM toner, parts, labor (no staples)		$ 0.0564						
	Option #3 Overage Rate BW - includes OEM toner, parts, labor (no staples)		$ 0.0094						
imagePRESS C710 Base Engine: [Printer Model.] The following two items must be purchased									
3238C002AB	imagePRESS C910 Series Main Engine Set	$ 30,000.00	$ 9,000.00	70.00%	$ 543.06	$ 417.60	$ 292.23	$ 229.95	$ 192.68
3246C001AA	imagePRESS C710 Speed License	$ 2,000.00	$ 600.00	70.00%	$ 36.20	$ 27.84	$ 19.48	$ 15.33	$ 12.85
	Total:	$ 32,000.00	$ 9,600.00	70.00%	$ 579.26	$ 445.44	$ 311.71	$ 245.28	$ 205.54
imagePRESS C710 Base Engine (ADF Standard Model): [The following two items must be purchased]									
3238C032AA	imagePRESS C910 Series Main Engine Set MFP	$ 35,200.00	$ 11,860.00	66.31%	$ 715.63	$ 550.30	$ 385.09	$ 303.02	$ 253.92
3246C001AA	imagePRESS C710 Speed License	$ 2,000.00	$ 600.00	70.00%	$ 36.20	$ 27.84	$ 19.48	$ 15.33	$ 12.85
	Total:	$ 37,200.00	$ 12,460.00	66.51%	$ 751.84	$ 578.14	$ 404.58	$ 318.35	$ 266.77
0097C002AA	Printer Cover-H2	$ 200.00	$ 110.00	45.00%	$ 6.64	$ 5.10	$ 3.57	$ 2.81	$ 2.36
1135C002AB	URRIGHT CT,PNL-G1 UL for iPR C710	$ 4,500.00	$ 2,925.00	35.00%	$ 176.49	$ 135.72	$ 94.97	$ 74.73	$ 62.62
3656C013AA	iPR Server H350 V2.0 Set item	$ 29,500.00	$ 16,225.00	45.00%	$ 979.02	$ 752.84	$ 526.83	$ 414.56	$ 347.38
5727B033AA	Software Upgrade Kit For iPR Server H350	$ 1,400.00	$ 1,120.00	20.00%	$ 67.56	$ 51.97	$ 36.37	$ 28.62	$ 23.98
3655C014AA	iPR Server G250 V2.0 & Control Panel Set	$ 13,000.00	$ 7,150.00	45.00%	$ 431.43	$ 331.76	$ 232.16	$ 182.68	$ 153.08
3914C029AA	PRISMAsync Print Server iPR C910-C1 series & Control Panel Set	$ 13,000.00	$ 7,150.00	45.00%	$ 431.43	$ 331.76	$ 232.16	$ 182.68	$ 153.08
3914C036AA	PRISMAsync Print Server for iPR C910-C1 Series & Control Panel Set	$ 13,000.00	$ 7,150.00	45.00%	$ 431.43	$ 331.76	$ 232.16	$ 182.68	$ 153.08
4007C043AA	iPR C910 PRISMAsync License Activation set	$ 15,000.00	$ 8,250.00	45.00%	$ 497.81	$ 382.80	$ 267.88	$ 210.79	$ 176.63
3914C026AA	PRISMAsync Print Server LP for iPR C710-C1 Series & Control Panel Set	$ 10,550.00	$ 5,802.50	45.00%	$ 350.12	$ 269.24	$ 188.41	$ 148.25	$ 124.22
3914C033AA	PRISMAsync Print Server LP for iPR C710-C1 Series & Control Panel Set	$ 10,550.00	$ 5,802.50	45.00%	$ 350.12	$ 269.24	$ 188.41	$ 148.25	$ 124.22
4007C044AA	iPR C710 PRISMAsync LP License Activation Set	$ 6,050.00	$ 3,327.50	45.00%	$ 200.78	$ 154.40	$ 108.04	$ 85.02	$ 71.24
4007C007AA	E-Shredding-H1	$ 750.00	$ 600.00	20.00%	$ 36.20	$ 27.84	$ 19.48	$ 15.33	$ 12.85
4007C011AA	DP Link-H1	$ 3,000.00	$ 2,400.00	20.00%	$ 144.82	$ 111.36	$ 77.93	$ 61.32	$ 51.38
4007C017AA	Fontset Japanese-H1	$ 2,600.00	$ 2,080.00	20.00%	$ 125.51	$ 96.51	$ 67.54	$ 53.14	$ 44.53
4007C018AA	Fontset Korean-H1	$ 600.00	$ 480.00	20.00%	$ 28.96	$ 22.27	$ 15.59	$ 12.26	$ 10.28
4007C015AA	Fontset Simplified Chinese-H1	$ 600.00	$ 480.00	20.00%	$ 28.96	$ 22.27	$ 15.59	$ 12.26	$ 10.28
4007C016AA	Fontset Traditional Chinese-H1	$ 600.00	$ 480.00	20.00%	$ 28.96	$ 22.27	$ 15.59	$ 12.26	$ 10.28
4807C033AA	PRISMAsync Light Power Up Package	$ 4,800.00	$ 2,640.00	45.00%	$ 159.30	$ 122.50	$ 85.72	$ 67.45	$ 56.52
4007C034AA	Advanced Color Management Package	$ 7,700.00	$ 4,235.00	45.00%	$ 255.54	$ 196.50	$ 137.51	$ 108.20	$ 90.67
8002A005AB	X-Rite i1Pro 2 Spectrophotometer	$ 1,300.00	$ 715.00	45.00%	$ 43.14	$ 33.18	$ 23.22	$ 18.27	$ 15.31
4007C025AA	E-Shredding-H2	$ 700.00	$ 560.00	20.00%	$ 33.79	$ 25.98	$ 18.18	$ 14.31	$ 11.99
4007C017AA	Fontset Japanese-H1	$ 2,600.00	$ 2,080.00	20.00%	$ 125.51	$ 96.51	$ 67.54	$ 53.14	$ 44.53
4007C018AA	Fontset Korean-H1	$ 600.00	$ 480.00	20.00%	$ 28.96	$ 22.27	$ 15.59	$ 12.26	$ 10.28
4007C015AA	Fontset Simplified Chinese-H1	$ 600.00	$ 480.00	20.00%	$ 28.96	$ 22.27	$ 15.59	$ 12.26	$ 10.28
4007C016AA	Fontset Traditional Chinese-H1	$ 600.00	$ 480.00	20.00%	$ 28.96	$ 22.27	$ 15.59	$ 12.26	$ 10.28
1638C004AB	OPE ATTENTION LIGHT-D1	$ 800.00	$ 440.00	45.00%	$ 26.55	$ 20.42	$ 14.29	$ 11.24	$ 9.42
8002A005AB	X-Rite i1Pro 2 Spectrophotometer	$ 1,300.00	$ 715.00	45.00%	$ 43.14	$ 33.18	$ 23.22	$ 18.27	$ 15.31
0134B008BA	REMOVABLE HDD KIT-B5	$ 1,950.00	$ 1,072.50	45.00%	$ 64.71	$ 49.76	$ 34.82	$ 27.40	$ 22.96
8802A004AB	X-Rite i1	$ 1,300.00	$ 715.00	45.00%	$ 43.14	$ 33.18	$ 23.22	$ 18.27	$ 15.31
2351B003AA	Fiery Compose	$ 1,100.00	$ 880.00	20.00%	$ 53.10	$ 40.83	$ 28.57	$ 22.48	$ 18.84
6596A047AA	Fiery Impose	$ 2,450.00	$ 1,960.00	20.00%	$ 118.27	$ 90.94	$ 63.64	$ 50.08	$ 41.96
6596A048AA	Fiery Impose and Compose	$ 3,000.00	$ 2,400.00	20.00%	$ 144.82	$ 111.36	$ 77.93	$ 61.32	$ 51.38
7752A038AA	Graphic Arts Pro Package 1 year License	$ 2,400.00	$ 1,920.00	20.00%	$ 115.85	$ 89.09	$ 62.34	$ 49.06	$ 41.11
7752A039AA	Graphic Arts Pro Package 3 year License	$ 4,400.00	$ 3,520.00	20.00%	$ 212.40	$ 163.33	$ 114.29	$ 89.94	$ 75.36
7752A040AA	Graphic Arts Pro Package 5 year License	$ 6,800.00	$ 5,440.00	20.00%	$ 328.25	$ 252.42	$ 176.64	$ 138.99	$ 116.47
7752A042AA	Automation Package 1 year License	$ 1,400.00	$ 1,120.00	20.00%	$ 67.58	$ 51.97	$ 36.37	$ 28.62	$ 23.98
7752A043AA	Automation Package 3 year License	$ 3,000.00	$ 2,400.00	20.00%	$ 144.82	$ 111.36	$ 77.93	$ 61.32	$ 51.38
7752A044AA	Automation Package 5 year License	$ 5,000.00	$ 4,000.00	20.00%	$ 241.36	$ 185.60	$ 129.88	$ 102.20	$ 85.64
7752A046AA	ColorRight Package 1 year License	$ 1,600.00	$ 1,280.00	20.00%	$ 77.24	$ 59.39	$ 41.56	$ 32.70	$ 27.40
7752A047AA	ColorRight Package 3 year License	$ 4,400.00	$ 3,520.00	20.00%	$ 212.40	$ 163.33	$ 114.29	$ 89.94	$ 75.36
7752A048AA	ColorRight Package 5 year License	$ 6,800.00	$ 4,840.00	20.00%	$ 279.98	$ 215.30	$ 150.66	$ 118.55	$ 99.34
3217V467	Integrated Interface & Stand-NX GL	$ 3,650.00	$ 2,372.50	35.00%	$ 143.16	$ 110.08	$ 77.04	$ 60.62	$ 50.80
3217V468	Integrated Interface & Stand-NX LS	$ 5,500.00	$ 3,835.00	35.00%	$ 231.40	$ 177.94	$ 124.52	$ 97.98	$ 82.11
3077B138AA	Fiery Job Master	$ 4,200.00	$ 3,360.00	20.00%	$ 202.74	$ 155.90	$ 109.10	$ 85.85	$ 71.94
3077B115AA	Fiery Job Master Annual Maintenance	$ 700.00	$ 560.00	20.00%	$ 33.79	$ 25.98	$ 18.18	$ 14.31	$ 11.99
3077B139AA	Fiery Job Master and Impose	$ 6,000.00	$ 4,800.00	20.00%	$ 289.63	$ 222.72	$ 155.86	$ 122.64	$ 102.77
3077B116AA	Fiery Job Master and Impose annual maintenance	$ 1,000.00	$ 800.00	20.00%	$ 48.27	$ 37.12	$ 25.98	$ 20.44	$ 17.13
3077B140AA	Adobe Acrobat and Enfocus PitStop Edit	$ 400.00	$ 320.00	20.00%	$ 19.31	$ 14.85	$ 10.39	$ 8.18	$ 6.85
3077B130AA	Fiery Color Profiler Suite	$ 2,300.00	$ 1,840.00	20.00%	$ 111.03	$ 85.38	$ 59.74	$ 47.01	$ 39.39
3077B131AA	Fiery Color Profiler Suite Annual Maintenance	$ 400.00	$ 320.00	20.00%	$ 19.31	$ 14.85	$ 10.39	$ 8.18	$ 6.85
3077B132AA	Fiery JobFlow	$ 5,394.00	$ 4,315.20	20.00%	$ 260.38	$ 200.23	$ 140.11	$ 110.25	$ 92.39
3077B114AA	Fiery JobFlow Annual Maintenance	$ 899.00	$ 719.20	20.00%	$ 43.40	$ 33.37	$ 23.35	$ 18.38	$ 15.40
7752A050AA	Adobe PDF Print Engine Kit (APPE)	$ 4,300.00	$ 3,440.00	20.00%	$ 207.57	$ 159.62	$ 111.70	$ 87.89	$ 73.65
3241C008AA	Duplex Reader-M2(INCH/A)	$ 5,200.00	$ 2,860.00	45.00%	$ 172.57	$ 132.70	$ 92.86	$ 73.07	$ 61.23
0097C002AA	Printer Cover-H2	$ 200.00	$ 110.00	45.00%	$ 6.64	$ 5.10	$ 3.57	$ 2.81	$ 2.36
3242C001AA	Stack Bypass-C1	$ 300.00	$ 165.00	45.00%	$ 9.96	$ 7.66	$ 5.36	$ 4.22	$ 3.53
3243C001AA	Stack Bypass Tray-D1	$ 700.00	$ 385.00	45.00%	$ 23.23	$ 17.86	$ 12.50	$ 9.84	$ 8.24
1229C001AA	Long Sheet Feeding and Catch Tray-B1	$ 2,000.00	$ 1,100.00	45.00%	$ 66.37	$ 51.04	$ 35.72	$ 28.11	$ 23.55
3097C001AA	Long Sheet Catch Tray-C1	$ 280.00	$ 154.00	45.00%	$ 9.29	$ 7.15	$ 5.00	$ 3.93	$ 3.30
4166C001AA	Long Sheet Catch Tray XL-A1	$ 2,000.00	$ 1,100.00	45.00%	$ 66.37	$ 51.04	$ 35.72	$ 28.11	$ 23.55
8929B001AA	ENVELOPE ATCHMT-F1	$ 100.00	$ 55.00	45.00%	$ 3.32	$ 2.55	$ 1.79	$ 1.41	$ 1.18
4370C001AA	Envelope Attachment-H1 for Multi Drawer Paper Deck-D1	$ 850.00	$ 467.50	45.00%	$ 28.21	$ 21.69	$ 15.18	$ 11.94	$ 10.01
8930B001AA	TAB ATTACHMENT-F1	$ 80.00	$ 44.00	45.00%	$ 2.65	$ 2.04	$ 1.43	$ 1.12	$ 0.94
0163C006AA	POD DECK LITE Set	$ 4,600.00	$ 2,530.00	45.00%	$ 152.66	$ 117.39	$ 82.15	$ 64.64	$ 54.17
0163C014AA	POD Deck Lite XL	$ 9,500.00	$ 5,225.00	45.00%	$ 315.28	$ 242.44	$ 169.66	$ 133.50	$ 111.87
8929B031AA	ENVELOPE ATCHMT-G1	$ 850.00	$ 467.50	45.00%	$ 28.21	$ 21.69	$ 15.18	$ 11.94	$ 10.01
4369C005AA	Multi Drawer Paper Deck-D1 Set	$ 10,320.00	$ 5,676.00	45.00%	$ 342.49	$ 263.37	$ 184.36	$ 145.02	$ 121.52
4372C001AA	Paper Deck Connection Kit-A1	$ 6,200.00	$ 3,410.00	45.00%	$ 205.76	$ 158.22	$ 110.72	$ 87.13	$ 73.01
4631C001AA	Upgrade Kit-A1 for Multi Drawer Paper Deck	$ 1.00	$ 0.55	45.00%	$ 0.03	$ 0.03	$ 0.02	$ 0.01	$ 0.01
1638C019AA	Operator Panel Attachment Kit-B1	$ 300.00	$ 165.00	45.00%	$ 9.96	$ 7.66	$ 5.36	$ 4.22	$ 3.53
3235C002AA	Staple Finisher-AC1 Set	$ 3,450.00	$ 1,897.50	45.00%	$ 114.50	$ 88.04	$ 61.61	$ 48.48	$ 40.63
3236C002AA	Booklet Finisher-AC1 Set	$ 5,865.00	$ 3,225.75	45.00%	$ 194.64	$ 149.67	$ 104.74	$ 82.42	$ 69.06
3237C001AA	Jogger Kit-A1	$ 600.00	$ 330.00	45.00%	$ 19.91	$ 15.31	$ 10.72	$ 8.43	$ 7.07
0126C001AA	2/3 Hole Puncher Unit-A1	$ 893.00	$ 491.15	45.00%	$ 29.64	$ 22.79	$ 15.95	$ 12.55	$ 10.52
0117C002AB	STAPLE FINISHER-W1	$ 13,000.00	$ 7,150.00	45.00%	$ 431.43	$ 331.76	$ 232.16	$ 182.68	$ 153.08
0118C002AB	BOOKLET FINISHER-W1	$ 16,400.00	$ 9,020.00	45.00%	$ 544.27	$ 418.53	$ 292.88	$ 230.46	$ 193.12
0103C001AA	Paper Folding Unit-J1	$ 14,000.00	$ 7,700.00	45.00%	$ 464.82	$ 357.28	$ 250.02	$ 196.74	$ 164.86
1140C001AA	Booklet Trimmer-F1	$ 11,000.00	$ 6,050.00	45.00%	$ 365.06	$ 280.72	$ 196.44	$ 154.56	$ 129.53
1140C003AA	2-Knife Trimmer And Conveyor Set	$ 47,250.00	$ 25,987.50	45.00%	$ 1,568.09	$ 1,205.82	$ 843.81	$ 663.98	$ 556.39
0102C006AA	Document Insertion Unit-N1 Set	$ 5,900.00	$ 3,245.00	45.00%	$ 195.80	$ 150.57	$ 105.37	$ 82.91	$ 69.48
0258C005AA	Multi Function Professional Puncher-B1	$ 15,000.00	$ 8,250.00	45.00%	$ 497.81	$ 382.80	$ 267.88	$ 210.79	$ 176.63
0259C001AA	Loose Leaf 3-Hole Punch (round) LTR-B1	$ 1,100.00	$ 605.00	45.00%	$ 36.51	$ 28.07	$ 19.64	$ 15.46	$ 12.95
0259C002AA	Loose Leaf 5-Hole Punch (round) LTR-B1	$ 1,100.00	$ 605.00	45.00%	$ 36.51	$ 28.07	$ 19.64	$ 15.46	$ 12.95
0259C003AA	Velo Bind 11-Hole Punch (round) LTR-B1	$ 1,100.00	$ 605.00	45.00%	$ 36.51	$ 28.07	$ 19.64	$ 15.46	$ 12.95
0259C004AA	Plastic Comb 19-Hole Punch (rect) LTR-B1	$ 1,100.00	$ 605.00	45.00%	$ 36.51	$ 28.07	$ 19.64	$ 15.46	$ 12.95
0259C005AA	Twin Loop 21-Hole Punch (rect) LTR-B1	$ 1,100.00	$ 605.00	45.00%	$ 36.51	$ 28.07	$ 19.64	$ 15.46	$ 12.95
0259C006AA	Twin Loop 32-Hole Punch (sq) LTR-B1	$ 1,100.00	$ 605.00	45.00%	$ 36.51	$ 28.07	$ 19.64	$ 15.46	$ 12.95
0259C007AA	Color Coil 44-Hole Punch (round) LTR-B1	$ 1,100.00	$ 605.00	45.00%	$ 36.51	$ 28.07	$ 19.64	$ 15.46	$ 12.95
3101V220	Color Coil 48-Hole Oval Punch LTR-B1	$ 2,075.00	$ 1,141.25	45.00%	$ 68.86	$ 52.95	$ 37.06	$ 29.16	$ 24.43
0259C016AA	High Durability Color Coil 44-Hole Punch (round) LTR-B1	$ 2,800.00	$ 1,540.00	45.00%	$ 92.92	$ 71.46	$ 50.00	$ 39.35	$ 32.97
0259C017AA	High Durability Loose Leaf 3-Hole Punch (round) LTR-B1	$ 2,500.00	$ 1,375.00	45.00%	$ 82.97	$ 63.80	$ 44.65	$ 35.13	$ 29.44

NASPO State: Florida

					Straight Lease Monthly Payments				
Item Code	Description	MSRP	Purchase Price	% off MSRP	18 Months	24 Months	36 Months	48 Months	60 Months
0259C018AA	High Durability Plastic Comb 19-Hole Punch (red) LTR-B1	$ 3,000.00	$ 1,650.00	45.00%	$ 99.56	$ 76.56	$ 53.58	$ 42.16	$ 35.33
0259C019AA	Crease Die	$ 3,800.00	$ 2,090.00	45.00%	$ 126.11	$ 96.96	$ 67.86	$ 53.40	$ 44.75
0164C002AA	Copy Tray-R2	$ 210.00	$ 115.50	45.00%	$ 6.97	$ 5.36	$ 3.75	$ 2.95	$ 2.47
5738B002AA	PUNCHER UNIT-BS1(2/3H)	$ 945.00	$ 519.75	45.00%	$ 31.36	$ 24.12	$ 16.88	$ 13.28	$ 11.13
5738B003AA	PUNCHER UNT-BT1(2/F4H)	$ 945.00	$ 519.75	45.00%	$ 31.36	$ 24.12	$ 16.88	$ 13.28	$ 11.13
1348V957	Convenience Stapler-A1 (White)	$ 360.00	$ 198.00	45.00%	$ 11.95	$ 9.19	$ 6.43	$ 5.06	$ 4.24
6357B003AA	Square Fold Booklet Maker with Two-Knife Trimmer	$ 60,200.00	$ 33,110.00	45.00%	$ 1,997.86	$ 1,536.30	$ 1,075.08	$ 845.98	$ 708.89
6357B004AA	Square Fold Booklet Maker	$ 25,000.00	$ 13,750.00	45.00%	$ 829.68	$ 638.00	$ 446.46	$ 351.31	$ 294.39
1095B001AA	ADF Access Handle-A1	$ 146.00	$ 94.90	35.00%	$ 5.73	$ 4.40	$ 3.08	$ 2.42	$ 2.03
3726B001AA	Copy Control Interface Kit-A1	$ 53.00	$ 29.15	45.00%	$ 1.76	$ 1.35	$ 0.95	$ 0.74	$ 0.62
4784B001AA	Copy Card Reader-F1	$ 315.00	$ 173.25	45.00%	$ 10.45	$ 8.04	$ 5.63	$ 4.43	$ 3.71
3730B004AA	Copy Card Reader Attachment-A4	$ 84.00	$ 46.20	45.00%	$ 2.79	$ 2.14	$ 1.50	$ 1.18	$ 0.99
4781B001AA	Canon Card Set-A1 (1-30)	$ 158.00	$ 86.90	45.00%	$ 5.24	$ 4.03	$ 2.82	$ 2.22	$ 1.86
4781B002AA	Canon Card Set-A2 (31-100)	$ 347.00	$ 190.85	45.00%	$ 11.52	$ 8.86	$ 6.20	$ 4.88	$ 4.09
4781B003AA	Canon Card Set-A3 (101-200)	$ 462.00	$ 254.10	45.00%	$ 15.33	$ 11.79	$ 8.25	$ 6.49	$ 5.44
4781B004AA	Canon Card Set-A4 (201-300)	$ 462.00	$ 254.10	45.00%	$ 15.33	$ 11.79	$ 8.25	$ 6.49	$ 5.44
4781B005AA	Canon Card Set-A5 (301-500)	$ 935.00	$ 514.25	45.00%	$ 31.03	$ 23.86	$ 16.70	$ 13.14	$ 11.01
4781B006AA	Canon Card Set-A6 (501-1000)	$ 2,352.00	$ 1,293.60	45.00%	$ 78.06	$ 60.02	$ 42.00	$ 33.05	$ 27.70
8861B001AA	USB DEVICE PORT-A3	$ 105.00	$ 57.75	45.00%	$ 3.48	$ 2.68	$ 1.88	$ 1.48	$ 1.24
8662B001AA	M.MEDIA READ/WRITE-A3	$ 630.00	$ 346.50	45.00%	$ 20.91	$ 16.08	$ 11.25	$ 8.85	$ 7.42
3681B003AA	Voice Guidance Kit-F2	$ 840.00	$ 546.00	35.00%	$ 32.95	$ 25.33	$ 17.73	$ 13.95	$ 11.69
8660B001AA	3.5INCH/1TB HDD-M1	$ 1,365.00	$ 750.75	45.00%	$ 45.30	$ 34.83	$ 24.38	$ 19.18	$ 16.07
3603C002AA	HDD ENCRYPTION & MIRRORING KIT-E3	$ 525.00	$ 288.75	45.00%	$ 17.42	$ 13.40	$ 9.38	$ 7.38	$ 6.18
3741B002AA	REMOVABLE HDD KIT-AB2	$ 1,050.00	$ 577.50	45.00%	$ 34.85	$ 26.80	$ 18.75	$ 14.76	$ 12.36
3604C004AA	imagePRESS Security Kit-C1 for IEEE 2600 Common Criteria Certification Sel	$ 2,861.00	$ 1,573.55	45.00%	$ 94.95	$ 73.01	$ 51.09	$ 40.20	$ 33.69
1266V426	USB Keyboard (Cherry)	$ 110.01	$ 71.50	35.00%	$ 4.31	$ 3.32	$ 2.32	$ 1.83	$ 1.53
2738B007AA	WEB ACCESS-H1E	$ 240.00	$ 192.00	20.00%	$ 11.59	$ 8.91	$ 6.23	$ 4.91	$ 4.11
3679B005AA	Remote Fax Kit-A1e	$ 420.00	$ 231.00	45.00%	$ 13.94	$ 10.72	$ 7.50	$ 5.90	$ 4.95
3405B027AA	SEND ADVANCED-G1e	$ 1,300.00	$ 715.00	45.00%	$ 43.14	$ 33.18	$ 23.22	$ 18.27	$ 15.31
3406B006AA	Universal Send Security Feature Set-D1e	$ 945.00	$ 756.00	20.00%	$ 45.62	$ 35.08	$ 24.55	$ 19.32	$ 16.19
1326B013AA	Universal Send Digital User Signature Kit-C1e	$ 1,050.00	$ 840.00	20.00%	$ 50.69	$ 38.98	$ 27.27	$ 21.46	$ 17.98
4002B004AA	Data Erase Kit-C1e	$ 341.00	$ 272.80	20.00%	$ 16.46	$ 12.66	$ 8.86	$ 6.97	$ 5.84
1337B011AA	Encrypted Secure Print-D1e	$ 473.00	$ 260.15	45.00%	$ 15.70	$ 12.07	$ 8.45	$ 6.65	$ 5.57
1642B010AA	Access Management System Kit-B1e	$ 630.00	$ 504.00	20.00%	$ 30.41	$ 23.39	$ 16.36	$ 12.88	$ 10.79
4164BP61AF	Authorized Send V6.4 (1 License)	$ 1,100.00	$ 880.00	20.00%	$ 53.10	$ 40.83	$ 28.57	$ 22.48	$ 18.84
4164BP62AF	Authorized Send V6.4 (10 Licenses)	$ 10,500.00	$ 8,400.00	20.00%	$ 506.86	$ 389.76	$ 272.75	$ 214.62	$ 179.84
4164BP83AF	Authorized Send V6.4 (100 Licenses)	$ 105,000.00	$ 84,000.00	20.00%	$ 5,068.56	$ 3,897.60	$ 2,727.48	$ 2,146.20	$ 1,798.44
4164BP85AA	Authorized Send Barcode Recognition Option V1.0 e-LAN (1 License) e-LAN	$ 220.00	$ 176.00	20.00%	$ 10.62	$ 8.17	$ 5.71	$ 4.50	$ 3.77
3575B504AA	MiCard PLUS SC	$ 210.00	$ 168.00	20.00%	$ 10.14	$ 7.80	$ 5.45	$ 4.29	$ 3.60
3999B004AA	Barcode Printing Kit-D1e	$ 840.00	$ 462.00	45.00%	$ 27.88	$ 21.44	$ 15.00	$ 11.80	$ 9.89
6101AU76EA	ESP NEXT GEN PCS POWER FILTER (120V/15A) XG-PCS-15D	$ 221.00	$ 121.55	45.00%	$ 7.33	$ 5.64	$ 3.95	$ 3.11	$ 2.60
6101AU78AA	ESP NEXT GEN PCS POWER FILTER (208V/15A) XG-PCS-20815D	$ 287.11	$ 157.91	45.00%	$ 9.53	$ 7.33	$ 5.13	$ 4.03	$ 3.38
6101AU79AA	ESP NEXT GEN PCS POWER FILTER (208V/20A) XG-PCS-20820D	$ 287.11	$ 157.91	45.00%	$ 9.53	$ 7.33	$ 5.13	$ 4.03	$ 3.38
5007B009AA	Dealer supplied Hard Disk Drive Replacement Service- on demand (to be purchased any time)	$ 538.00	$ 350.00	34.94%	N/A	N/A	N/A	N/A	N/A
5007B010AA	Dealer supplied Hard Disk Drive Replacement Service- lease (to be purchased at the time of ordering new equipment)	$ 538.00	$ 350.00	34.94%	$ 21.12	$ 16.24	$ 11.36	$ 8.94	$ 7.49
6138B453AA	Dealer supplied Hard Disk Drive Erase Service- on demand (to be purchased any time)	$ 654.00	$ 425.00	35.02%	N/A	N/A	N/A	N/A	N/A
6138B454AA	Dealer supplied Hard Disk Drive Erase Service- lease (to be purchased at the time of ordering new equipment)	$ 654.00	$ 425.00	35.02%	$ 25.64	$ 19.72	$ 13.80	$ 10.86	$ 9.10
6138B065AA	Supplemental Accessory Install. Per incident.	$ 308.00	$ 200.00	35.06%	N/A	N/A	N/A	N/A	N/A
6138B009AA	Dealer provided training	$ 1,904.00	$ 1,904.00	0.00%	N/A	N/A	N/A	N/A	N/A
1481V475	ADVANCED COLOR MANAGEMENT TRAINING	$ 2,400.00	$ 2,400.00	0.00%	N/A	N/A	N/A	N/A	N/A
1007B001AA	Staple-N1	$ 169.00	$ 160.65	15.00%	N/A	N/A	N/A	N/A	N/A
1008B001AA	Staple-P1	$ 68.00	$ 57.80	15.00%	N/A	N/A	N/A	N/A	N/A
0148C001AA	Staple Cartridge-X1	$ 59.00	$ 50.15	15.00%	N/A	N/A	N/A	N/A	N/A
0148C001AA	Staple Cartridge-Y1	$ 41.00	$ 34.85	15.00%	N/A	N/A	N/A	N/A	N/A
	Toner								
8066B001AA	Toner T01 Black	$ 150.87	$ 128.24	15.00%	N/A	N/A	N/A	N/A	N/A
8067B001AA	Toner T01 Cyan	$ 117.67	$ 100.02	15.00%	N/A	N/A	N/A	N/A	N/A
8068B001AA	Toner T01 Magenta	$ 117.67	$ 100.02	15.00%	N/A	N/A	N/A	N/A	N/A
8069B001AA	Toner T01 Yellow	$ 117.67	$ 100.02	15.00%	N/A	N/A	N/A	N/A	N/A
	Service Plans imagePRESS C710/C710 MFP								
	Color Zero Base - Includes OEM toner, parts, labor (no staples)		$ 0.0450						
	BW Zero Base - Includes OEM toner, parts, labor (no staples)		$ 0.0100						
	Color Zero Base - Parts and labor only (no supplies)		$ 0.0265						
	BW Zero Base - Parts and labor only (no supplies)		$ 0.0057						
	Color Zero Base - 11 x 17" impressions (counts as 2 clicks) Includes OEM toner, parts, labor (no staples)		$ 0.0428						
	BW Zero Base - 11 x 17" impressions (counts as 2 clicks) Includes OEM toner, parts, labor (no staples)		$ 0.0095						
	Flat Rate Fee - Parts and labor only (no supplies)		$ 1,600.00						
	Long Sheet Feeder Click Upcharge **Upcharge for B&W and Color CPC when using the LSF accessory*		$ 0.0340						
	Optional Service Plans Copies Included Pricing imagePRESS C710/C710 MFP								
	Option #1 Included Number of Color Clicks per Month		25,000						
	Option #1 Included Number of BW Clicks per Month		10,000						
	Option #1 Monthly Base Charge - includes OEM toner, parts, labor (no staples)		$ 1,300.50						
	Option #1 Overage Rate Color - includes OEM toner, parts, labor (no staples)		$ 0.0441						
	Option #1 Overage Rate BW - includes OEM toner, parts, labor (no staples)		$ 0.0098						
	Option #2 Included Number of Color Clicks per Month		35,000						
	Option #2 Included Number of BW Clicks per Month		15,000						
	Option #2 Monthly Base Charge - includes OEM toner, parts, labor (no staples)		$ 1,656.00						
	Option #2 Overage Rate Color - includes OEM toner, parts, labor (no staples)		$ 0.0432						
	Option #2 Overage Rate BW - includes OEM toner, parts, labor (no staples)		$ 0.0096						
	Option #3 Included Number of Color Clicks per Month		50,000						
	Option #3 Included Number of BW Clicks per Month		20,000						
	Option #3 Monthly Base Charge - includes OEM toner, parts, labor (no staples)		$ 2,303.00						
	Option #3 Overage Rate Color - includes OEM toner, parts, labor (no staples)		$ 0.0423						
	Option #3 Overage Rate BW - includes OEM toner, parts, labor (no staples)		$ 0.0094						
imagePRESS C910: (The following five items must be purchased)									
3238C002AB	**imagePRESS C910 Series Main Engine Set**	$ 30,000.00	$ 9,000.00	70.00%	$ 543.06	$ 417.60	$ 292.23	$ 229.95	$ 192.69
3245C001AA	imagePRESS C910 Speed License	$ 24,000.00	$ 7,200.00	70.00%	$ 434.45	$ 334.08	$ 233.78	$ 183.96	$ 154.15
	Total:	$ 54,000.00	$ 16,200.00	70.00%	$ 977.51	$ 751.68	$ 526.01	$ 413.91	$ 346.84
imagePRESS C910 MFP: (The following two items must be purchased)									
3238C032AA	**imagePRESS C910 Series Main Engine Set MFP**	$ 35,200.00	$ 11,860.00	66.31%	$ 715.63	$ 550.30	$ 385.09	$ 303.02	$ 253.92
3245C001AA	imagePRESS C910 Speed License	$ 24,000.00	$ 7,200.00	70.00%	$ 434.45	$ 334.08	$ 233.78	$ 183.96	$ 154.15
	Total:	$ 59,200.00	$ 19,060.00	67.80%	$ 1,150.08	$ 884.38	$ 618.88	$ 486.98	$ 408.07
imagePRESS C910: (The following five items must be purchased)									
3238C002AB	**imagePRESS C910 Series Main Engine Set**	$ 30,000.00	$ 9,000.00	70.00%	$ 543.06	$ 417.60	$ 292.23	$ 229.95	$ 192.69
3244C001AA	imagePRESS C910 Speed License	$ 47,000.00	$ 21,800.00	53.62%	$ 1,315.41	$ 1,011.52	$ 707.85	$ 556.99	$ 466.74
	Total:	$ 77,000.00	$ 30,800.00	60.00%	$ 1,858.47	$ 1,429.12	$ 1,000.08	$ 786.94	$ 659.43
imagePRESS C910 MFP: (The following two items must be purchased)									
3238C032AA	**imagePRESS C910 Series Main Engine Set MFP**	$ 35,200.00	$ 11,860.00	66.31%	$ 715.63	$ 550.30	$ 385.09	$ 303.02	$ 253.92
3244C001AA	imagePRESS C910 Speed License	$ 47,000.00	$ 21,800.00	53.62%	$ 1,315.41	$ 1,011.52	$ 707.85	$ 556.99	$ 466.74
	Total:	$ 82,200.00	$ 33,660.00	59.05%	$ 2,031.04	$ 1,561.82	$ 1,092.94	$ 860.01	$ 720.66
3914C025AA	PRISMAsync Print Server IPR C910-C1 series & Control Panel Set	$ 13,000.00	$ 7,150.00	45.00%	$ 431.43	$ 331.76	$ 232.16	$ 182.68	$ 153.08
3914C036AA	PRISMAsync Print Server for IPR C910-C1 Series & Control Panel Set	$ 13,000.00	$ 7,150.00	45.00%	$ 431.43	$ 331.76	$ 232.16	$ 182.68	$ 153.08
4007C043AA	iPR C910 PRISMAsync License Activation set	$ 15,000.00	$ 8,250.00	45.00%	$ 497.81	$ 382.80	$ 267.88	$ 210.79	$ 176.63
3914C026AA	PRISMAsync Print Server LP for IPR C710-C1 Series & Control Panel Set	$ 10,550.00	$ 5,802.50	45.00%	$ 350.12	$ 269.24	$ 188.41	$ 148.25	$ 124.23
3914C033AA	PRISMAsync Print Server LP for iPR C710-C1 Series & Control Panel Set	$ 10,550.00	$ 5,802.50	45.00%	$ 350.12	$ 269.24	$ 188.41	$ 148.25	$ 124.23
4007C044AA	iPR C710 PRISMAsync LP License Activation Set	$ 6,050.00	$ 3,327.50	45.00%	$ 200.78	$ 154.40	$ 108.04	$ 85.02	$ 71.24
4007C007AA	E-Shredding-H1	$ 750.00	$ 600.00	20.00%	$ 39.20	$ 27.84	$ 19.48	$ 15.33	$ 12.85
4007C011AA	DP Link-H1	$ 3,000.00	$ 2,400.00	20.00%	$ 144.82	$ 111.36	$ 77.93	$ 61.32	$ 51.38
4007C017AA	Fontset Japannese-H1	$ 2,600.00	$ 2,080.00	20.00%	$ 125.51	$ 96.51	$ 67.54	$ 53.14	$ 44.53
4007C018AA	Fontset Korean-H1	$ 600.00	$ 480.00	20.00%	$ 28.96	$ 22.27	$ 15.59	$ 12.26	$ 10.28
4007C015AA	Fontset Simplified Chinese-H1	$ 600.00	$ 480.00	20.00%	$ 28.96	$ 22.27	$ 15.59	$ 12.26	$ 10.28
4007C016AA	Fontset Traditional Chinese-H1	$ 600.00	$ 480.00	20.00%	$ 28.96	$ 22.27	$ 15.59	$ 12.26	$ 10.28
3914C017AA	PRISMAsync Print Server LP for iPR C710-B1 Series & Control Panel Set	$ 10,550.00	$ 5,802.50	45.00%	$ 350.12	$ 269.24	$ 188.41	$ 148.25	$ 124.23
4007C032AA	iPR C710 PRISMAsync LP License Activation Set	$ 6,050.00	$ 3,327.50	45.00%	$ 200.78	$ 154.40	$ 108.04	$ 85.02	$ 71.24
4007C033AA	PRISMAsync Light Power Up Package	$ 4,800.00	$ 2,640.00	45.00%	$ 159.30	$ 122.50	$ 85.72	$ 67.45	$ 56.52
4007C034AA	Advanced Color Management Package	$ 7,700.00	$ 4,235.00	45.00%	$ 255.54	$ 196.50	$ 137.51	$ 108.20	$ 90.67
9002A005AB	X-Rite i1Basic Pro 2	$ 1,300.00	$ 715.00	45.00%	$ 43.14	$ 33.18	$ 23.22	$ 18.27	$ 15.31
4007C038AA	PRISMAsync iPR C910 W10 LTSC UPG	$ 1,000.00	$ 550.00	45.00%	$ 33.19	$ 25.52	$ 17.86	$ 14.05	$ 11.78
4007C025AA	E-Shredding-H2	$ 700.00	$ 560.00	20.00%	$ 33.79	$ 25.98	$ 18.18	$ 14.31	$ 11.99

NASPO State: Florida

					Straight Lease Monthly Payments				
Item Code	Description	MSRP	Purchase Price	% off MSRP	18 Months	24 Months	36 Months	48 Months	60 Months
4007C017AA	Fontset Japanese-H1	$ 2,600.00	$ 2,080.00	20.00%	$ 125.51	$ 96.51	$ 67.54	$ 53.14	$ 44.53
4007C018AA	Fontset Korean-H1	$ 600.00	$ 480.00	20.00%	$ 28.96	$ 22.27	$ 15.59	$ 12.26	$ 10.28
4007C015AA	Fontset Simplified Chinese-H1	$ 600.00	$ 480.00	20.00%	$ 28.96	$ 22.27	$ 15.59	$ 12.26	$ 10.28
4007C016AA	Fontset Traditional Chinese-H1	$ 600.00	$ 480.00	20.00%	$ 28.96	$ 22.27	$ 15.59	$ 12.26	$ 10.28
1808C004AB	OPE ATTENTION LIGHT-D1	$ 868.00	$ 440.00	45.00%	$ 26.55	$ 20.42	$ 14.29	$ 11.24	$ 9.42
4005A006AB	X-Rite i1Basic Pro 2	$ 1,300.00	$ 715.00	45.00%	$ 43.14	$ 33.18	$ 23.22	$ 18.27	$ 15.31
3859C013AA	IPR Server H350 V2.0 Set item	$ 29,500.00	$ 16,225.00	45.00%	$ 979.02	$ 752.84	$ 526.83	$ 414.55	$ 347.38
5727B033AA	Software Upgrade Kit For IPR Server H350	$ 1,400.00	$ 1,120.00	20.00%	$ 67.58	$ 51.97	$ 36.37	$ 28.62	$ 23.98
3999C014AA	IPR Server G250 V2.0 & Control Panel Set	$ 13,000.00	$ 7,150.00	45.00%	$ 431.43	$ 331.76	$ 232.16	$ 182.68	$ 153.08
0134B008BA	REMOVABLE HDD KIT-B5	$ 1,950.00	$ 1,072.50	45.00%	$ 64.71	$ 49.76	$ 34.82	$ 27.40	$ 22.96
2351B008AA	Fiery Compose	$ 1,100.00	$ 880.00	20.00%	$ 53.10	$ 40.83	$ 28.57	$ 22.48	$ 18.84
5596A047AA	Fiery Impose	$ 2,450.00	$ 1,960.00	20.00%	$ 118.27	$ 90.94	$ 63.64	$ 50.08	$ 41.96
5596A048AA	Fiery Impose and Compose	$ 3,000.00	$ 2,400.00	20.00%	$ 144.82	$ 111.36	$ 77.93	$ 61.32	$ 51.38
7752A038AA	Graphic Arts Pro Package 1 year License	$ 2,400.00	$ 1,920.00	20.00%	$ 115.86	$ 89.09	$ 62.34	$ 49.06	$ 41.11
7752A039AA	Graphic Arts Pro Package 3 year License	$ 4,400.00	$ 3,520.00	20.00%	$ 212.40	$ 163.33	$ 114.29	$ 89.94	$ 75.38
7752A040AA	Graphic Arts Pro Package 5 year License	$ 6,800.00	$ 5,440.00	20.00%	$ 328.25	$ 252.42	$ 176.64	$ 138.99	$ 116.47
7752A042AA	Automation Package 1 year License	$ 1,400.00	$ 1,120.00	20.00%	$ 67.58	$ 51.97	$ 36.37	$ 28.62	$ 23.98
7752A043AA	Automation Package 3 year License	$ 3,000.00	$ 2,400.00	20.00%	$ 144.82	$ 111.36	$ 77.93	$ 61.32	$ 51.38
7752A044AA	Automation Package 5 year License	$ 5,000.00	$ 4,000.00	20.00%	$ 241.36	$ 185.60	$ 129.88	$ 102.20	$ 85.64
7752A046AA	ColorRight Package 1 year License	$ 1,600.00	$ 1,280.00	20.00%	$ 77.24	$ 59.39	$ 41.56	$ 32.70	$ 27.40
7752A047AA	ColorRight Package 3 year License	$ 4,400.00	$ 3,520.00	20.00%	$ 212.40	$ 163.33	$ 114.29	$ 89.94	$ 75.38
7752A048AA	ColorRight Package 5 year License	$ 5,800.00	$ 4,640.00	20.00%	$ 279.98	$ 215.30	$ 150.66	$ 118.55	$ 99.34
3217V487	Integrated Interface & Stand-NX GL	$ 3,650.00	$ 2,372.50	35.00%	$ 143.16	$ 110.08	$ 77.04	$ 60.62	$ 50.80
3217V488	Integrated Interface & Stand-NX LS	$ 5,900.00	$ 3,835.00	35.00%	$ 231.40	$ 177.94	$ 124.52	$ 97.98	$ 82.11
3077B138AA	Fiery Job Master	$ 4,200.00	$ 3,360.00	20.00%	$ 202.74	$ 155.90	$ 109.10	$ 85.85	$ 71.94
3077B115AA	Fiery Job Master Annual Maintenance	$ 780.00	$ 560.00	20.00%	$ 33.79	$ 25.98	$ 18.18	$ 14.31	$ 11.99
3077B139AA	Fiery Job Master and Impose	$ 6,000.00	$ 4,800.00	20.00%	$ 289.63	$ 222.72	$ 155.86	$ 122.64	$ 102.77
3077B116AA	Fiery Job Master and Impose annual maintenance	$ 1,000.00	$ 800.00	20.00%	$ 48.27	$ 37.12	$ 25.98	$ 20.44	$ 17.13
3077B140AA	Adobe Acrobat and Enfocus PitStop Edit	$ 400.00	$ 320.00	20.00%	$ 19.31	$ 14.85	$ 10.39	$ 8.18	$ 6.85
3077B130AA	Fiery Color Profiler Suite	$ 2,300.00	$ 1,840.00	20.00%	$ 111.03	$ 85.38	$ 59.74	$ 47.01	$ 39.39
3077B131AA	Fiery Color Profiler Suite Annual Maintenance	$ 400.00	$ 320.00	20.00%	$ 19.31	$ 14.85	$ 10.39	$ 8.18	$ 6.85
3077B132AA	Fiery JobFlow	$ 5,394.00	$ 4,315.20	20.00%	$ 260.38	$ 200.23	$ 140.11	$ 110.25	$ 92.38
3077B114AA	Fiery JobFlow Annual Maintenance	$ 899.00	$ 718.20	20.00%	$ 43.40	$ 33.37	$ 23.35	$ 18.38	$ 15.40
7752A050AA	Adobe PDF Print Engine Kit (APPE)	$ 4,300.00	$ 3,440.00	20.00%	$ 207.57	$ 159.62	$ 111.70	$ 87.89	$ 73.65
3272C008AA	SPR PRINTER KIT-F1 & Control Panel Set	$ 10,380.00	$ 5,709.00	45.00%	$ 344.48	$ 264.99	$ 185.37	$ 145.86	$ 122.23
3999B004AA	Barcode Printing Kit-D1e	$ 840.00	$ 462.00	45.00%	$ 27.88	$ 21.44	$ 15.00	$ 11.80	$ 9.89
3241C008AA	Duplex Reader-M2(INCH/A)	$ 5,200.00	$ 2,860.00	45.00%	$ 172.57	$ 132.70	$ 92.86	$ 73.07	$ 61.23
0097C002AA	Printer Cover-H2	$ 200.00	$ 110.00	45.00%	$ 6.64	$ 5.10	$ 3.57	$ 2.81	$ 2.36
3242C001AA	Stack Bypass-C1	$ 300.00	$ 165.00	45.00%	$ 9.96	$ 7.66	$ 5.36	$ 4.22	$ 3.53
3243C001AA	Stack Bypass Tray-D1	$ 700.00	$ 385.00	45.00%	$ 23.23	$ 17.86	$ 12.50	$ 9.84	$ 8.24
1228C001AA	Long Sheet Feeding and Catch Tray-B1	$ 2,000.00	$ 1,100.00	45.00%	$ 66.37	$ 51.04	$ 35.72	$ 28.11	$ 23.55
3097C001AA	Long Sheet Catch Tray-C1	$ 280.00	$ 154.00	45.00%	$ 9.29	$ 7.15	$ 5.00	$ 3.93	$ 3.30
4166C001AA	Long Sheet Catch Tray XL-A1	$ 2,000.00	$ 1,100.00	45.00%	$ 66.37	$ 51.04	$ 35.72	$ 28.11	$ 23.55
4366C005AA	Multi Drawer Paper Deck-D1 Set	$ 10,320.00	$ 5,676.00	45.00%	$ 342.49	$ 263.37	$ 184.30	$ 145.02	$ 121.52
4372C001AA	Paper Deck Connection Kit-A1	$ 6,200.00	$ 3,410.00	45.00%	$ 205.76	$ 158.22	$ 110.72	$ 87.13	$ 73.01
4831C001AA	Upgrade Kit-A1 for Multi Drawer Paper Deck	$ 1.00	$ 0.55	45.00%	$ 0.03	$ 0.03	$ 0.02	$ 0.01	$ 0.01
1136C005AA	Multi Drawer Paper Deck-C1 Set	$ 10,320.00	$ 5,676.00	45.00%	$ 342.49	$ 263.37	$ 184.30	$ 145.02	$ 121.52
0163C006AA	POD DECK LITE Set	$ 4,600.00	$ 2,530.00	45.00%	$ 152.66	$ 117.39	$ 82.15	$ 64.64	$ 54.17
0163C014AA	POD Deck Lite XL	$ 9,500.00	$ 5,225.00	45.00%	$ 315.28	$ 242.44	$ 169.66	$ 133.50	$ 111.87
8928B001AA	ENVELOPE ATCHMT-F1	$ 100.00	$ 55.00	45.00%	$ 3.32	$ 2.55	$ 1.79	$ 1.41	$ 1.18
8929B001AA	ENVELOPE ATCHMT-G1	$ 850.00	$ 467.50	45.00%	$ 28.21	$ 21.69	$ 15.18	$ 11.94	$ 10.01
4370C001AA	Envelope Attachment-H1 for Multi Drawer Paper Deck-D1	$ 850.00	$ 467.50	45.00%	$ 28.21	$ 21.69	$ 15.18	$ 11.94	$ 10.01
6983B003AA	TAB ATTACHMENT-F1	$ 80.00	$ 44.00	45.00%	$ 2.65	$ 2.04	$ 1.43	$ 1.12	$ 0.94
0117C002AB	STAPLE FINISHER-W1	$ 12,000.00	$ 7,150.00	45.00%	$ 431.43	$ 331.76	$ 232.16	$ 182.68	$ 153.08
0118C002AB	BOOKLET FINISHER-W1	$ 16,400.00	$ 9,020.00	45.00%	$ 544.27	$ 418.53	$ 292.86	$ 230.48	$ 193.12
3235C002AA	Staple Finisher-AC1 Set	$ 3,450.00	$ 1,897.50	45.00%	$ 114.50	$ 88.04	$ 61.61	$ 48.48	$ 40.63
3236C002AA	Booklet Finisher-AC1 Set	$ 5,865.00	$ 3,225.75	45.00%	$ 194.64	$ 149.67	$ 104.74	$ 82.42	$ 69.08
3237C001AA	Jogger Kit-A1	$ 800.00	$ 330.00	45.00%	$ 19.91	$ 15.31	$ 10.72	$ 8.43	$ 7.07
0126C001AA	2/3 Hole Punches Unit-A1	$ 893.00	$ 491.15	45.00%	$ 29.64	$ 22.79	$ 15.95	$ 12.55	$ 10.52
0194C002AA	Copy Tray-R2	$ 210.00	$ 115.50	45.00%	$ 6.97	$ 5.36	$ 3.75	$ 2.95	$ 2.47
5736B002AA	PUNCHER UNIT-B5 1(2/3H)	$ 945.00	$ 519.75	45.00%	$ 31.36	$ 24.12	$ 16.88	$ 13.28	$ 11.13
5738B003AA	PUNCHER UNIT-B1 1(2/4H)	$ 945.00	$ 519.75	45.00%	$ 31.36	$ 24.12	$ 16.88	$ 13.28	$ 11.13
0852C002AA	Perfect Binder-E1	$ 51,000.00	$ 28,050.00	45.00%	$ 1,692.54	$ 1,301.52	$ 910.78	$ 716.68	$ 600.55
3234C001AA	PERFECT BINDER CONTINUOUS KIT-A1	$ 9,500.00	$ 5,225.00	45.00%	$ 315.28	$ 242.44	$ 169.66	$ 133.50	$ 111.87
0108C001AA	Paper Folding Unit-J1	$ 14,000.00	$ 7,700.00	45.00%	$ 464.62	$ 357.28	$ 250.02	$ 196.74	$ 164.86
1140C001AA	Booklet Trimmer-F1	$ 11,000.00	$ 6,050.00	45.00%	$ 365.06	$ 280.72	$ 196.44	$ 154.58	$ 129.53
1140C003AA	2-Knife Trimmer And Conveyer Set	$ 47,250.00	$ 25,987.50	45.00%	$ 1,568.09	$ 1,205.82	$ 843.81	$ 663.98	$ 556.39
0102C006AA	Document Insertion Unit-N1 Set	$ 5,900.00	$ 3,245.00	45.00%	$ 195.80	$ 150.57	$ 105.37	$ 82.91	$ 69.48
0965C005AA	High Capacity Stacker-H1 Set	$ 16,500.00	$ 9,075.00	45.00%	$ 547.59	$ 421.08	$ 294.67	$ 231.87	$ 194.30
7108B008BA	HCS End Module Cover	$ 130.00	$ 71.50	45.00%	$ 4.31	$ 3.32	$ 2.32	$ 1.83	$ 1.53
0965C003AA	HCS Long Sheet Tray-A1	$ 400.00	$ 220.00	45.00%	$ 13.27	$ 10.21	$ 7.14	$ 5.62	$ 4.71
5418B002AA	Opt Powerlift-A1 (includes 5 pallets)	$ 4,950.00	$ 2,722.50	45.00%	$ 164.28	$ 126.32	$ 88.40	$ 69.56	$ 58.29
5461B001AA	Additional Pallets for Powerlift (5 pallets)	$ 100.00	$ 55.00	45.00%	$ 3.32	$ 2.55	$ 1.79	$ 1.41	$ 1.18
0259C005AA	Multi Function Professional Puncher-B1	$ 15,000.00	$ 8,250.00	45.00%	$ 497.81	$ 382.80	$ 267.88	$ 210.79	$ 176.63
0259C001AA	Loose Leaf 5-Hole Punch (round) LTR-B1	$ 1,100.00	$ 605.00	45.00%	$ 36.51	$ 28.07	$ 19.64	$ 15.46	$ 12.95
0259C002AA	Loose Leaf 5-Hole Punch (rect) LTR-B1	$ 1,100.00	$ 605.00	45.00%	$ 36.51	$ 28.07	$ 19.64	$ 15.46	$ 12.95
0259C003AA	Velo Bind 11-Hole Punch (round) LTR-B1	$ 1,100.00	$ 605.00	45.00%	$ 36.51	$ 28.07	$ 19.64	$ 15.46	$ 12.95
0259C004AA	Plastic Comb 19-Hole Punch (rect) LTR-B1	$ 1,100.00	$ 605.00	45.00%	$ 36.51	$ 28.07	$ 19.64	$ 15.46	$ 12.95
0259C015AA	Twin Loop 21-Hole Punch (rect) LTR-B1	$ 1,100.00	$ 605.00	45.00%	$ 36.51	$ 28.07	$ 19.64	$ 15.46	$ 12.95
0259C006AA	Twin Loop 32-Hole Punch (sq) LTR-B1	$ 1,100.00	$ 605.00	45.00%	$ 36.51	$ 28.07	$ 19.64	$ 15.46	$ 12.95
0259C007AA	Color Coil 44-Hole Punch (round) LTR-B1	$ 1,100.00	$ 605.00	45.00%	$ 36.51	$ 28.07	$ 19.64	$ 15.46	$ 12.95
3101V220	Color Coil 44-Hole Oval Punch LTR-B1	$ 2,075.00	$ 1,141.25	45.00%	$ 68.86	$ 52.95	$ 37.06	$ 29.16	$ 24.43
0258C016AA	High Durability Color Coil 44-Hole Punch (round) LTR-B1	$ 2,600.00	$ 1,540.00	45.00%	$ 92.92	$ 71.46	$ 50.00	$ 39.35	$ 32.97
0259C017AA	High Durability Loose Leaf 5-Hole Punch (round) LTR-B1	$ 2,500.00	$ 1,375.00	45.00%	$ 82.97	$ 63.80	$ 44.65	$ 35.13	$ 29.44
0258C018AA	High Durability Plastic Comb 19-Hole Punch (rect) LTR-B1	$ 3,000.00	$ 1,650.00	45.00%	$ 99.56	$ 76.56	$ 53.58	$ 42.16	$ 35.33
0258C019AA	Crease Die	$ 3,800.00	$ 2,090.00	45.00%	$ 126.11	$ 96.98	$ 67.86	$ 53.40	$ 44.75
1095B001AA	ADF Access Handle-A1	$ 146.00	$ 94.90	35.00%	$ 5.73	$ 4.40	$ 3.08	$ 2.42	$ 2.03
3726B001AA	Copy Control Interface Kit-A1	$ 53.00	$ 28.15	45.00%	$ 1.76	$ 1.35	$ 0.95	$ 0.74	$ 0.62
4784B001AA	Copy Card Reader-F1	$ 315.00	$ 173.25	45.00%	$ 10.45	$ 8.04	$ 5.63	$ 4.43	$ 3.71
3731B004AA	Copy Card Reader Attachment-A4	$ 84.00	$ 46.20	45.00%	$ 2.79	$ 2.14	$ 1.50	$ 1.18	$ 0.99
4781B001AA	Canon Card Set-A1 (1-30)	$ 158.00	$ 86.90	45.00%	$ 5.24	$ 4.03	$ 2.82	$ 2.22	$ 1.86
4781B002AA	Canon Card Set-A2 (31-100)	$ 347.00	$ 190.85	45.00%	$ 11.52	$ 8.86	$ 6.20	$ 4.88	$ 4.09
4781B003AA	Canon Card Set-A3 (101-200)	$ 482.00	$ 264.10	45.00%	$ 15.33	$ 11.79	$ 8.25	$ 6.49	$ 5.44
4781B004AA	Canon Card Set-A4 (201-300)	$ 462.00	$ 254.10	45.00%	$ 15.33	$ 11.79	$ 8.25	$ 6.49	$ 5.44
4781B005AA	Canon Card Set-A5 (301-500)	$ 935.00	$ 514.25	45.00%	$ 31.03	$ 23.86	$ 16.70	$ 13.14	$ 11.01
4781B006AA	Canon Card Set-A6 (501-1000)	$ 2,352.00	$ 1,293.60	45.00%	$ 78.09	$ 60.02	$ 42.00	$ 33.05	$ 27.70
1348V957	Convenience Stapler-A1 (White)	$ 360.00	$ 198.00	45.00%	$ 11.95	$ 9.19	$ 6.43	$ 5.06	$ 4.24
128W426	USB Keyboard (Cherry)	$ 110.00	$ 71.50	35.00%	$ 4.31	$ 3.32	$ 2.32	$ 1.83	$ 1.53
8117B080AA	DFD Adapter and Finisher Bridge-A1	$ 17,865.00	$ 9,825.75	45.00%	$ 592.89	$ 455.91	$ 319.04	$ 251.05	$ 210.37
1638C019AA	Operator Panel Attachment Kit-B4	$ 300.00	$ 165.00	45.00%	$ 9.96	$ 7.66	$ 5.36	$ 4.22	$ 3.53
6357B003AA	Square Fold Booklet Maker with Two-Knife Trimmer	$ 60,200.00	$ 33,110.00	45.00%	$ 1,997.86	$ 1,536.30	$ 1,075.08	$ 845.96	$ 708.89
6357B004AA	Square Fold Booklet Maker	$ 25,000.00	$ 13,750.00	45.00%	$ 829.69	$ 638.00	$ 446.48	$ 351.31	$ 294.38
3057V781	Plockmatic BLM35 Booklet Maker	$ 20,050.00	$ 11,027.50	45.00%	$ 665.40	$ 511.68	$ 358.06	$ 281.75	$ 236.10
3057V782	BLM50 Upgrade Kit	$ 16,800.00	$ 9,240.00	45.00%	$ 557.54	$ 428.74	$ 300.02	$ 236.08	$ 197.83
3057V763	FTR50 Trimmer Module	$ 13,600.00	$ 7,480.00	45.00%	$ 451.34	$ 347.07	$ 242.88	$ 191.11	$ 160.15
3057V764	BF50 Book (Square) Fold Module	$ 13,000.00	$ 7,150.00	45.00%	$ 431.43	$ 331.76	$ 232.16	$ 182.68	$ 153.08
3057V765	CF50 Cover Feeder Module	$ 5,500.00	$ 3,025.00	45.00%	$ 182.53	$ 140.36	$ 98.22	$ 77.29	$ 64.77
3057V766	RCT50 Rotate Crease Trim Module	$ 44,500.00	$ 24,475.00	45.00%	$ 1,476.82	$ 1,135.64	$ 794.70	$ 625.34	$ 524.01
3057V767	BST4000-1 Bell Stacker Module	$ 6,000.00	$ 3,300.00	45.00%	$ 199.12	$ 153.12	$ 107.15	$ 84.32	$ 70.65
3057V768	Trim Waste Conveyor	$ 5,400.00	$ 2,970.00	45.00%	$ 179.21	$ 137.81	$ 96.44	$ 75.88	$ 63.59
7108B002BA	DFD Interface Kit-A1	$ 750.00	$ 412.50	45.00%	$ 24.89	$ 19.14	$ 13.39	$ 10.54	$ 8.83
7165B016BA	DFD PATH-B1(H=880)	$ 700.00	$ 385.00	45.00%	$ 23.23	$ 17.86	$ 12.50	$ 9.84	$ 8.24
8337B002AA	SDD BLM300C Professional Booklet Maker	$ 33,550.00	$ 16,802.50	45.00%	$ 1,013.86	$ 779.64	$ 545.58	$ 429.30	$ 359.74
8338B001AA	SDD Front Trimmer BLT6989	$ 18,000.00	$ 9,900.00	45.00%	$ 597.37	$ 459.36	$ 321.45	$ 252.95	$ 211.96
8338B006AA	SDD Two-Knife Trimmer STR6702	$ 42,000.00	$ 23,100.00	45.00%	$ 1,393.85	$ 1,071.84	$ 750.06	$ 590.21	$ 494.57
8338B002AA	SDD Square Fold SFM6904	$ 15,500.00	$ 8,525.00	45.00%	$ 514.40	$ 395.56	$ 276.81	$ 217.81	$ 182.52
8338B003AA	SDD Rotator RTM6940	$ 18,000.00	$ 9,900.00	45.00%	$ 597.37	$ 459.36	$ 321.45	$ 252.95	$ 211.96
8338B004AA	SDD Long Bellstacker BST6880	$ 4,500.00	$ 2,475.00	45.00%	$ 149.34	$ 114.84	$ 80.36	$ 63.24	$ 52.99
8338B005AA	SDD Short Bellstacker BST6900	$ 4,500.00	$ 2,475.00	45.00%	$ 149.34	$ 114.84	$ 80.36	$ 63.24	$ 52.99
7165B002BA	DFD Interface Kit-A1	$ 750.00	$ 412.50	45.00%	$ 24.89	$ 19.14	$ 13.39	$ 10.54	$ 8.83
7188B015BA	DFD Path-A1 (H=700/2)	$ 700.00	$ 385.00	45.00%	$ 23.23	$ 17.86	$ 12.50	$ 9.84	$ 8.24
8117B078AA	Finisher Bridge Height Kit 1003-A1	$ 500.00	$ 275.00	45.00%	$ 16.59	$ 12.76	$ 8.93	$ 7.03	$ 5.89
2883C016AA	eWire, Packaged Assembly, Canon	$ 39,500.00	$ 21,725.00	45.00%	$ 1,310.89	$ 1,008.04	$ 705.41	$ 555.07	$ 465.13
2883C017AA	DIE, eWire, Rm1	$ 1,000.00	$ 550.00	45.00%	$ 33.19	$ 25.52	$ 17.86	$ 14.05	$ 11.78
2883C018AA	DIE, eWire, Sq	$ 1,000.00	$ 550.00	45.00%	$ 33.19	$ 25.52	$ 17.86	$ 14.05	$ 11.78
2883C001AA	eWire Spool, Element Size 'A', Black, Canon	$ 96.00	$ 84.15	15.00%	$ 5.08	$ 3.90	$ 2.73	$ 2.16	$ 1.80

NASPO State: Florida

					Straight Lease Monthly Payments				
Item Code	Description	MSRP	Purchase Price	% off MSRP	18 Months	24 Months	36 Months	48 Months	60 Months
2883C002AA	eWire Spool, Element Size 'B', Black, Canon	$ 86.00	$ 73.10	15.00%	$ 4.41	$ 3.39	$ 2.37	$ 1.87	$ 1.57
2883C003AA	eWire Spool, Element Size 'C', Black, Canon	$ 80.00	$ 68.00	15.00%	$ 4.10	$ 3.16	$ 2.21	$ 1.74	$ 1.46
2883C004AA	eWire Spool, Element Size 'D', Black, Canon	$ 79.00	$ 67.15	15.00%	$ 4.05	$ 3.12	$ 2.18	$ 1.72	$ 1.44
2883C005AA	eWire Spool, Element Size 'E', Black, Canon	$ 72.00	$ 61.20	15.00%	$ 3.69	$ 2.84	$ 1.99	$ 1.56	$ 1.31
2883C020AA	eWire Spool, Element Size 'F', Black, Canon	$ 70.00	$ 59.50	15.00%	$ 3.59	$ 2.76	$ 1.93	$ 1.52	$ 1.27
2883C006AA	eWire Spool, Element Size 'A', White, Canon	$ 100.00	$ 85.00	15.00%	$ 5.13	$ 3.94	$ 2.76	$ 2.17	$ 1.82
2883C007AA	eWire Spool, Element Size 'B', White, Canon	$ 89.00	$ 75.65	15.00%	$ 4.56	$ 3.51	$ 2.46	$ 1.93	$ 1.62
2883C008AA	eWire Spool, Element Size 'C', White, Canon	$ 80.00	$ 68.00	15.00%	$ 4.10	$ 3.16	$ 2.21	$ 1.74	$ 1.46
2883C009AA	eWire Spool, Element Size 'D', White, Canon	$ 79.00	$ 67.15	15.00%	$ 4.05	$ 3.12	$ 2.18	$ 1.72	$ 1.44
2883C010AA	eWire Spool, Element Size 'E', White, Canon	$ 72.00	$ 61.20	15.00%	$ 3.69	$ 2.84	$ 1.99	$ 1.56	$ 1.31
2883C021AA	eWire Spool, Element Size 'F', White, Canon	$ 70.00	$ 59.50	15.00%	$ 3.59	$ 2.76	$ 1.93	$ 1.52	$ 1.27
2883C011AA	eWire Spool, Element Size 'A', Silver, Canon	$ 99.00	$ 84.15	15.00%	$ 5.08	$ 3.90	$ 2.73	$ 2.15	$ 1.80
2883C012AA	eWire Spool, Element Size 'B', Silver, Canon	$ 86.00	$ 73.10	15.00%	$ 4.41	$ 3.39	$ 2.37	$ 1.87	$ 1.57
2883C013AA	eWire Spool, Element Size 'C', Silver, Canon	$ 80.00	$ 68.00	15.00%	$ 4.10	$ 3.16	$ 2.21	$ 1.74	$ 1.46
2883C014AA	eWire Spool, Element Size 'D', Silver, Canon	$ 79.00	$ 67.15	15.00%	$ 4.05	$ 3.12	$ 2.18	$ 1.72	$ 1.44
2883C015AA	eWire Spool, Element Size 'E', Silver, Canon	$ 72.00	$ 61.20	15.00%	$ 3.69	$ 2.84	$ 1.99	$ 1.56	$ 1.31
2883C022AA	eWire Spool, Element Size 'F', Silver, Canon	$ 70.00	$ 59.50	15.00%	$ 3.59	$ 2.76	$ 1.93	$ 1.52	$ 1.27
2329V877	Ring Binder MB-1000C Set	$ 26,000.00	$ 14,300.00	45.00%	$ 862.86	$ 663.52	$ 464.32	$ 365.37	$ 306.16
2329V882	Ring Cartridge MB-1000C	$ 340.00	$ 187.00	45.00%	$ 11.28	$ 8.68	$ 6.07	$ 4.78	$ 4.00
2332V554	Ring Opener MB-1000C	$ 65.00	$ 35.75	45.00%	$ 2.16	$ 1.66	$ 1.16	$ 0.91	$ 0.77
9713B004AA	Pedestal & Ramp Set	$ 1,050.00	$ 577.50	45.00%	$ 34.85	$ 26.80	$ 18.75	$ 14.76	$ 12.36
9713B006AA	3 Pedestals & Ramp Set	$ 2,450.00	$ 1,347.50	45.00%	$ 81.31	$ 62.52	$ 43.75	$ 34.43	$ 28.85
9713B009AA	4 Pedestals & Ramp Set	$ 3,000.00	$ 1,650.00	45.00%	$ 99.56	$ 76.56	$ 53.58	$ 42.16	$ 35.33
7168B002BA	DFD Interface Kit-A1	$ 750.00	$ 412.50	45.00%	$ 24.89	$ 19.14	$ 13.39	$ 10.54	$ 8.83
7168B016BA	DFD PATH-B1(H=860)	$ 700.00	$ 385.00	45.00%	$ 23.23	$ 17.86	$ 12.50	$ 9.84	$ 8.24
3461V068	Multi-Purpose Stacker	$ 9,900.00	$ 5,445.00	45.00%	$ 328.55	$ 252.65	$ 176.80	$ 139.12	$ 116.58
7168B002BA	DFD Interface Kit-A1	$ 750.00	$ 412.50	45.00%	$ 24.89	$ 19.14	$ 13.39	$ 10.54	$ 8.83
7168B016BA	DFD PATH-B1(H=860)	$ 700.00	$ 385.00	45.00%	$ 23.23	$ 17.86	$ 12.50	$ 9.84	$ 8.24
2738B007AA	WEB ACCESS-H1E	$ 240.00	$ 192.00	20.00%	$ 11.59	$ 8.91	$ 6.23	$ 4.91	$ 4.11
8661B001AA	USB DEVICE PORT-A3	$ 105.00	$ 57.75	45.00%	$ 3.48	$ 2.68	$ 1.88	$ 1.48	$ 1.24
3879B005AA	Remote Fax Kit-A1e	$ 420.00	$ 231.00	45.00%	$ 13.94	$ 10.72	$ 7.50	$ 5.90	$ 4.95
8662B001AA	M.MEDIA READ/WRITE-A3	$ 630.00	$ 346.50	45.00%	$ 20.91	$ 16.08	$ 11.25	$ 8.85	$ 7.42
3409B027AA	SEND ADVANCED-G1e	$ 1,300.00	$ 715.00	45.00%	$ 43.14	$ 33.18	$ 23.22	$ 18.27	$ 15.31
3406B006AA	Universal Send Security Feature Set-D1e	$ 945.00	$ 756.00	20.00%	$ 45.62	$ 35.08	$ 24.56	$ 19.32	$ 16.19
1326B013AA	Universal Send Digital User Signature Kit-C1e	$ 1,050.00	$ 840.00	20.00%	$ 50.69	$ 38.98	$ 27.27	$ 21.46	$ 17.98
4002B004AA	Data Erase Kit-C1e	$ 341.00	$ 272.80	20.00%	$ 16.46	$ 12.66	$ 8.86	$ 6.97	$ 5.84
1337B011AA	Encrypted Secure Print-D1e	$ 473.00	$ 260.15	45.00%	$ 15.70	$ 12.07	$ 8.45	$ 6.65	$ 5.57
1642B010AA	Access Management System Kit-B1e	$ 630.00	$ 504.00	20.00%	$ 30.41	$ 23.39	$ 16.36	$ 12.88	$ 10.79
3681B003AA	Voice Guidance Kit-F2	$ 840.00	$ 546.00	35.00%	$ 32.95	$ 25.33	$ 17.73	$ 13.95	$ 11.69
8660B001AA	3.5INCH/1TB HDD-M1	$ 1,365.00	$ 750.75	45.00%	$ 45.30	$ 34.83	$ 24.38	$ 19.18	$ 16.07
3603C002AA	HDD ENCRYPTION & MIRRORING KIT-E3	$ 525.00	$ 288.75	45.00%	$ 17.42	$ 13.40	$ 9.38	$ 7.38	$ 6.18
3741B002AA	REMOVABLE HDD KIT-AB2	$ 1,050.00	$ 577.50	45.00%	$ 34.85	$ 26.80	$ 18.75	$ 14.76	$ 12.36
4169B430AA	JDF Parser V3.2 US C910Series	$ 750.00	$ 412.50	45.00%	$ 24.89	$ 19.14	$ 13.39	$ 10.54	$ 8.83
4164BP81AG	Authorized Send V6.5 (1 License) e-LAN	$ 1,100.00	$ 880.00	20.00%	$ 53.10	$ 40.83	$ 28.57	$ 22.48	$ 18.84
4164BP82AG	Authorized Send V6.5 (10 License) e-LAN	$ 10,500.00	$ 8,400.00	20.00%	$ 506.86	$ 389.76	$ 272.75	$ 214.62	$ 179.84
4164BP83AG	Authorized Send V6.5 (100 License) e-LAN	$ 105,000.00	$ 84,000.00	20.00%	$ 5,068.56	$ 3,897.60	$ 2,727.48	$ 2,146.20	$ 1,798.44
4164BP85AA	Authorized Send Barcode Recognition Option V1.0 e-LAN (1 License) e-LAN	$ 220.00	$ 176.00	20.00%	$ 10.62	$ 8.17	$ 5.71	$ 4.50	$ 3.77
3575B504AA	MiCard PLUS SC	$ 210.00	$ 168.00	20.00%	$ 10.14	$ 7.80	$ 5.45	$ 4.29	$ 3.60
6101AU76AA	ESP NEXT GEN PCS POWER FILTER (120V/15A) XG-PCS-15D	$ 221.00	$ 121.55	45.00%	$ 7.33	$ 5.64	$ 3.95	$ 3.11	$ 2.60
6101AU78AA	ESP NEXT GEN PCS POWER FILTER (208V/15A) XG-PCS-20815D	$ 287.11	$ 157.91	45.00%	$ 9.53	$ 7.33	$ 5.13	$ 4.03	$ 3.38
6101AU79AA	ESP NEXT GEN PCS POWER FILTER (208V/20A) XG-PCS-20820D	$ 287.11	$ 157.91	45.00%	$ 9.53	$ 7.33	$ 5.13	$ 4.03	$ 3.38
5007B009AA	Dealer supplied Hard Disk Drive Replacement Service- on demand (to be purchased any time)	$ 538.00	$ 350.00	34.94%	N/A	N/A	N/A	N/A	N/A
5007B010AA	Dealer supplied Hard Disk Drive Replacement Service- lease (to be purchased at the time of ordering new equipment)	$ 538.00	$ 350.00	34.94%	$ 21.12	$ 16.24	$ 11.36	$ 8.94	$ 7.49
6138B453AA	Dealer supplied Hard Disk Drive Erase Service- on demand (to be purchased any time)	$ 654.00	$ 425.00	35.02%	N/A	N/A	N/A	N/A	N/A
6138B454AA	Dealer supplied Hard Disk Drive Erase Service- lease (to be purchased at the time of ordering new equipment)	$ 654.00	$ 425.00	35.02%	$ 25.64	$ 19.72	$ 13.80	$ 10.86	$ 9.10
6138B065AA	Supplemental Accessory Install. Per incident.	$ 308.00	$ 200.00	35.06%	N/A	N/A	N/A	N/A	N/A
6138B009AA	Dealer provided training	$ 1,904.00	$ 1,904.00	0.00%	N/A	N/A	N/A	N/A	N/A
1481V475	ADVANCED COLOR MANAGEMENT TRAININC	$ 2,400.00	$ 2,400.00	0.00%	N/A	N/A	N/A	N/A	N/A
1007B001AA	Staple-N1	$ 189.00	$ 160.65	15.00%	N/A	N/A	N/A	N/A	N/A
1008B001AA	Staple-P1	$ 68.00	$ 57.80	15.00%	N/A	N/A	N/A	N/A	N/A
1093B001AB	Glue-A1 (for Perfect Binder-D1, 33 lbs.)	$ 630.00	$ 535.50	15.00%	N/A	N/A	N/A	N/A	N/A
1093B002AB	Glue-A2 (for Perfect Binder-D1, 11 lbs.)	$ 231.00	$ 196.35	15.00%	N/A	N/A	N/A	N/A	N/A
2786V370	Ring Supply Black 50-2 MB-1000C	$ 270.00	$ 229.50	15.00%	N/A	N/A	N/A	N/A	N/A
2786V371	Ring Supply White 50-2 MB-1000C	$ 270.00	$ 229.50	15.00%	N/A	N/A	N/A	N/A	N/A
2786V372	Ring Supply Black 100-2 MB-1000C	$ 265.00	$ 225.25	15.00%	N/A	N/A	N/A	N/A	N/A
2786V373	Ring Supply White 100-2 MB-1000C	$ 265.00	$ 225.25	15.00%	N/A	N/A	N/A	N/A	N/A
2765V303	Staple Cassettes for BLM300C	$ 60.00	$ 51.00	15.00%	N/A	N/A	N/A	N/A	N/A
3060V722	Staples (3 pack) for Pinchmatic	$ 100.00	$ 85.00	15.00%	N/A	N/A	N/A	N/A	N/A
	Toner								
8066B001AA	Toner T01 Black	$ 150.87	$ 128.24	15.00%	N/A	N/A	N/A	N/A	N/A
8067B001AA	Toner T01 Cyan	$ 117.67	$ 100.02	15.00%	N/A	N/A	N/A	N/A	N/A
8068B001AA	Toner T01 Magenta	$ 117.67	$ 100.02	15.00%	N/A	N/A	N/A	N/A	N/A
8069B001AA	Toner T01 Yellow	$ 117.67	$ 100.02	15.00%	N/A	N/A	N/A	N/A	N/A
	Service Plans imagePRESS C910/C910 MFP								
	Color Zero Base - Includes OEM toner, parts, labor (no staples)		$ 0.0430						
	BW Zero Base - Includes OEM toner, parts, labor (no staples)		$ 0.0100						
	Color Zero Base - Parts and labor only (no supplies)		$ 0.0245						
	BW Zero Base - Parts and labor only (no supplies)		$ 0.0057						
	Color Zero Base - 11 x 17" impressions (counts as 2 clicks) Includes OEM toner, parts, labor (no staples)		$ 0.0409						
	BW Zero Base - 11 x 17" impressions (counts as 2 clicks) Includes OEM toner, parts, labor (no staples)		$ 0.0095						
	Flat Rate Fee - Parts and labor only (no supplies)		$ 3,200.00						
	Long Sheet Feeder Click Upcharge **Upcharge for B&W and Color CPC when using the LSF accessory**		$ 0.0340						
	Optional Service Plans Copies Included Pricing imagePRESS C910/C910 MFP								
	Option #1 Included Number of Color Clicks per Month		42,000						
	Option #1 Included Number of BW Clicks per Month		18,000						
	Option #1 Monthly Base Charge - includes OEM toner, parts, labor (no staples)		$ 1,946.28						
	Option #1 Overage Rate Color - includes OEM toner, parts, labor (no staples)		$ 0.0421						
	Option #1 Overage Rate BW - includes OEM toner, parts, labor (no staples)		$ 0.0098						
	Option #2 Included Number of Color Clicks per Month		58,000						
	Option #2 Included Number of BW Clicks per Month		25,000						
	Option #2 Monthly Base Charge - includes OEM toner, parts, labor (no staples)		$ 2,635.40						
	Option #2 Overage Rate Color - includes OEM toner, parts, labor (no staples)		$ 0.0413						
	Option #2 Overage Rate BW - includes OEM toner, parts, labor (no staples)		$ 0.0096						
	Option #3 Included Number of Color Clicks per Month		80,000						
	Option #3 Included Number of BW Clicks per Month		35,000						
	Option #3 Monthly Base Charge - includes OEM toner, parts, labor (no staples)		$ 3,561.00						
	Option #3 Overage Rate Color - includes OEM toner, parts, labor (no staples)		$ 0.0404						
	Option #3 Overage Rate BW - includes OEM toner, parts, labor (no staples)		$ 0.0094						
	Service Plans imagePRESS C910/C910 MFP								
	Color Zero Base - Includes OEM toner, parts, labor (no staples)		$ 0.0430						
	BW Zero Base - Includes OEM toner, parts, labor (no staples)		$ 0.0100						
	Color Zero Base - Parts and labor only (no supplies)		$ 0.0245						
	BW Zero Base - Parts and labor only (no supplies)		$ 0.0057						
	Color Zero Base - 11 x 17" impressions (counts as 2 clicks) Includes OEM toner, parts, labor (no staples)		$ 0.0409						
	BW Zero Base - 11 x 17" impressions (counts as 2 clicks) Includes OEM toner, parts, labor (no staples)		$ 0.0095						
	Flat Rate Fee - Parts and labor only (no supplies)		$ 3,700.00						
	Long Sheet Feeder Click Upcharge **Upcharge for B&W and Color CPC when using the LSF accessory**		$ 0.0340						
	Optional Service Plans Copies Included Pricing imagePRESS C910/C910 MFP								
	Option #1 Included Number of Color Clicks per Month		48,000						
	Option #1 Included Number of BW Clicks per Month		24,000						
	Option #1 Monthly Base Charge - includes OEM toner, parts, labor (no staples)		$ 2,257.92						
	Option #1 Overage Rate Color - includes OEM toner, parts, labor (no staples)		$ 0.0421						
	Option #1 Overage Rate BW - includes OEM toner, parts, labor (no staples)		$ 0.0098						
	Option #2 Included Number of Color Clicks per Month		66,000						
	Option #2 Included Number of BW Clicks per Month		33,000						

NASPO State: Florida

					Straight Lease Monthly Payments				
Item Code	Description	MSRP	Purchase Price	% off MSRP	18 Months	24 Months	36 Months	48 Months	60 Months
	Option #2 Monthly Base Charge - includes OEM toner, parts, labor (no staples)		$ 3,042.60						
	Option #2 Overage Rate Color - includes OEM toner, parts, labor (no staples)		$ 0.0413						
	Option #2 Overage Rate BW - includes OEM toner, parts, labor (no staples)		$ 0.0096						
	Option #3 Included Number of Color Clicks per Month		92,000						
	Option #3 Included Number of BW Clicks per Month		46,000						
	Option #3 Monthly Base Charge - includes OEM toner, parts, labor (no staples)		$ 4,149.20						
	Option #3 Overage Rate Color - includes OEM toner, parts, labor (no staples)		$ 0.0404						
	Option #3 Overage Rate BW - includes OEM toner, parts, labor (no staples)		$ 0.0094						
9116B008AA	**imagePRESS C10000VP Digital Press**	**$ 261,000.00**	**$ 105,200.00**	**60.00%**	**$ 6,347.77**	**$ 4,881.28**	**$ 3,415.84**	**$ 2,687.86**	**$ 2,252.33**
9116B026AA	**imagePRESS C8000VP Digital Press**	**$ 222,000.00**	**$ 66,900.00**	**70.00%**	**$ 4,036.75**	**$ 3,104.16**	**$ 2,172.24**	**$ 1,709.30**	**$ 1,432.33**
0866C028AA	PRISMAsync Controller imagePRESS C10000VP Set	$ 15,000.00	$ 8,250.00	45.00%	$ 497.81	$ 382.80	$ 267.88	$ 210.79	$ 176.63
0866C037AA	imagePRESS C10000VP series PRISMAsync License Activation Kit	$ 29,400.00	$ 16,170.00	45.00%	$ 975.70	$ 750.29	$ 525.04	$ 413.14	$ 346.20
0866C012AA	DP Link-F1	$ 3,000.00	$ 2,400.00	20.00%	$ 144.82	$ 111.36	$ 77.93	$ 61.32	$ 51.38
0866C014AA	PPML-C1	$ 1,100.00	$ 880.00	20.00%	$ 53.10	$ 40.83	$ 28.57	$ 22.48	$ 18.84
0866C015AA	Integrity Checker-C1	$ 850.00	$ 680.00	20.00%	$ 41.03	$ 31.55	$ 22.08	$ 17.37	$ 14.56
0866C015AA	Fontset Simplified Chinese-E1	$ 600.00	$ 480.00	20.00%	$ 28.96	$ 22.27	$ 15.59	$ 12.26	$ 10.28
0866C019AA	Fontset Traditional Chinese- E1	$ 600.00	$ 480.00	20.00%	$ 28.96	$ 22.27	$ 15.59	$ 12.26	$ 10.28
0866C020AA	Fontset Japanese- E1	$ 2,600.00	$ 2,080.00	20.00%	$ 125.51	$ 96.51	$ 67.54	$ 53.14	$ 44.53
0866C021AA	Fontset Korean-E1	$ 600.00	$ 480.00	20.00%	$ 28.96	$ 22.27	$ 15.59	$ 12.26	$ 10.28
0866C028AA	imagePRESS C10000VP Series PRISMAsync V5 upgrade	$ 1,000.00	$ 800.00	20.00%	$ 48.27	$ 37.12	$ 25.98	$ 20.44	$ 17.13
0866C033AA	PRISMAlytics Dashboard imagePRESS C10000VP	$ -	$ -	0.00%	$ -	$ -	$ -	$ -	$ -
4819C003AA	PRISMAsync Remote Match imagePRESS C10000VP	$ -	$ -	0.00%	$ -	$ -	$ -	$ -	$ -
3997C006AA	imagePRESS Server B7000 Set	$ 62,850.00	$ 34,567.50	45.00%	$ 2,085.80	$ 1,603.93	$ 1,122.41	$ 883.20	$ 740.66
3856C015AA	imagePRESS Server B6000 Set	$ 46,000.00	$ 25,300.00	45.00%	$ 1,526.60	$ 1,173.92	$ 821.49	$ 646.42	$ 541.87
9587B017AA	imagePRESS Server B5100 & Control Panel Set	$ 66,000.00	$ 36,300.00	45.00%	$ 2,190.34	$ 1,684.32	$ 1,178.86	$ 927.47	$ 777.18
9588B019AA	imagePRESS Server B4100 & Control Panel Set	$ 46,000.00	$ 25,300.00	45.00%	$ 1,526.60	$ 1,173.92	$ 821.49	$ 646.42	$ 541.87
0134B003BA	Removable Hard Disk Drive Kit-B1	$ 1,550.00	$ 1,072.50	45.00%	$ 64.71	$ 49.76	$ 34.82	$ 27.40	$ 22.96
0134B012AA	Removable HDD Kit-B7	$ 4,700.00	$ 2,585.00	45.00%	$ 156.98	$ 119.54	$ 83.93	$ 66.05	$ 55.34
0134B008BA	Removable HDD Kit-B5	$ 1,550.00	$ 1,072.50	45.00%	$ 64.71	$ 49.76	$ 34.82	$ 27.40	$ 22.96
7752A030AA	Graphic Arts Package, Premium Edition V2.3	$ 6,200.00	$ 4,960.00	20.00%	$ 288.29	$ 230.14	$ 161.05	$ 126.73	$ 106.15
1099V652	Integrated Interface & Stand-A1	$ 3,150.00	$ 2,047.50	35.00%	$ 123.55	$ 95.00	$ 66.48	$ 52.31	$ 43.84
3217V467	Integrated Interface & Stand-NX GL	$ 3,650.00	$ 2,372.50	35.00%	$ 143.16	$ 110.08	$ 77.04	$ 60.62	$ 50.80
3217V468	Integrated Interface & Stand-NX LS	$ 5,900.00	$ 3,835.00	35.00%	$ 231.40	$ 177.94	$ 124.52	$ 97.98	$ 82.11
3077B138AA	Fiery Job Master	$ 4,200.00	$ 3,360.00	20.00%	$ 202.74	$ 155.90	$ 109.10	$ 85.85	$ 71.94
3077B115AA	Fiery Job Master Annual Maintenance	$ 700.00	$ 560.00	20.00%	$ 33.79	$ 25.98	$ 18.18	$ 14.31	$ 11.99
3077B130AA	Fiery Color Profiler Suite	$ 2,300.00	$ 1,840.00	20.00%	$ 111.03	$ 85.38	$ 59.74	$ 47.01	$ 39.39
3077B131AA	Fiery Color Profiler Suite Annual Maintenance	$ 460.00	$ 320.00	20.00%	$ 19.31	$ 14.85	$ 10.39	$ 8.18	$ 6.85
3077B132AA	Fiery JobFlow	$ 5,384.00	$ 4,315.20	20.00%	$ 260.38	$ 200.23	$ 140.11	$ 110.25	$ 92.39
3077B114AA	Fiery JobFlow Annual Maintenance	$ 899.00	$ 718.20	20.00%	$ 43.40	$ 33.37	$ 23.35	$ 18.38	$ 15.40
9588B013AA	Software Upgrade Kit B5000	$ 2,000.00	$ 1,600.00	20.00%	$ 96.54	$ 74.24	$ 51.95	$ 40.88	$ 34.26
9588B015AA	Software Upgrade Kit B4000	$ 2,000.00	$ 1,600.00	20.00%	$ 96.54	$ 74.24	$ 51.95	$ 40.88	$ 34.26
3727B003AA	Software Upgrade Kit B4000	$ 2,000.00	$ 1,600.00	20.00%	$ 96.54	$ 74.24	$ 51.95	$ 40.88	$ 34.26
0653C015AA	Color Image Reader-K1 Set	$ 5,600.00	$ 3,080.00	45.00%	$ 185.85	$ 142.91	$ 100.01	$ 78.69	$ 65.94
0921C001AA	Printer Cover K-1	$ 400.00	$ 220.00	45.00%	$ 13.27	$ 10.21	$ 7.14	$ 5.62	$ 4.71
1099S001AA	ADF Access Handle-A1	$ 148.00	$ 96.20	35.00%	$ 5.73	$ 4.40	$ 3.08	$ 2.42	$ 2.03
9962B007AA	POD Deck-D1	$ 14,175.00	$ 7,796.25	45.00%	$ 470.43	$ 361.75	$ 253.14	$ 199.19	$ 166.92
9962B004AA	Secondary POD Deck-D1	$ 14,175.00	$ 7,796.25	45.00%	$ 470.43	$ 361.75	$ 253.14	$ 199.19	$ 166.92
0163C002AB	POD Deck Lite-C1	$ 4,100.00	$ 2,255.00	45.00%	$ 136.07	$ 104.63	$ 73.22	$ 57.62	$ 48.28
3245B001AA	Tab Feeding Attachment-E1	$ 168.00	$ 92.40	45.00%	$ 5.58	$ 4.29	$ 3.00	$ 2.36	$ 1.98
9964B002AB	Finisher-AN1	$ 13,020.00	$ 7,161.00	45.00%	$ 432.09	$ 332.27	$ 232.52	$ 182.96	$ 153.32
9965B002AB	Saddle Finisher-AN2	$ 16,380.00	$ 9,009.00	45.00%	$ 543.60	$ 418.02	$ 292.52	$ 230.18	$ 192.88
5738B002AA	Puncher Unit-BS1	$ 945.00	$ 519.75	45.00%	$ 31.36	$ 24.12	$ 16.88	$ 13.28	$ 11.13
5738B003AA	PUNCHER UNT-BT1(2/F4H)	$ 945.00	$ 519.75	45.00%	$ 31.36	$ 24.12	$ 16.88	$ 13.28	$ 11.13
1140C001AA	Booklet Trimmer-F1	$ 11,000.00	$ 6,050.00	45.00%	$ 365.06	$ 280.72	$ 196.44	$ 154.58	$ 129.53
1140C003AA	2-Knife Trimmer And Conveyor Set	$ 47,250.00	$ 25,987.50	45.00%	$ 1,568.09	$ 1,205.82	$ 843.81	$ 663.98	$ 556.39
0965C006AA	High Capacity Stacker-H1 Set	$ 16,500.00	$ 9,075.00	45.00%	$ 547.59	$ 421.05	$ 294.67	$ 231.87	$ 194.30
7166B008BA	HCS End Module Cover	$ 130.00	$ 71.50	45.00%	$ 4.31	$ 3.32	$ 2.32	$ 1.83	$ 1.53
5418B002AA	Océ PowerLift-A1 (includes 5 pallets)	$ 4,950.00	$ 2,722.50	45.00%	$ 164.28	$ 126.32	$ 88.40	$ 69.56	$ 58.29
5451B001AA	Additional Pallets for Powerlift (5 pallets)	$ 100.00	$ 55.00	45.00%	$ 3.32	$ 2.55	$ 1.79	$ 1.41	$ 1.18
0258C011AA	MultiFunction Professional Puncher-A1	$ 15,000.00	$ 8,250.00	45.00%	$ 497.81	$ 382.80	$ 267.88	$ 210.79	$ 176.63
0259C001AA	Loose Leaf 3-Hole Punch (round) LTR-B1	$ 1,100.00	$ 605.00	45.00%	$ 36.51	$ 28.07	$ 19.64	$ 15.46	$ 12.95
0259C002AA	Loose Leaf 5-Hole Punch (round) LTR-B1	$ 1,100.00	$ 605.00	45.00%	$ 36.51	$ 28.07	$ 19.64	$ 15.46	$ 12.95
0259C003AA	Velo Bind 11-Hole Punch (round) LTR-B1	$ 1,100.00	$ 605.00	45.00%	$ 36.51	$ 28.07	$ 19.64	$ 15.46	$ 12.95
0259C004AA	Plastic Comb 19-Hole Punch (rect) LTR-B1	$ 1,100.00	$ 605.00	45.00%	$ 36.51	$ 28.07	$ 19.64	$ 15.46	$ 12.95
0259C005AA	Twin Loop 21-Hole Punch (red) LTR-B1	$ 1,100.00	$ 605.00	45.00%	$ 36.51	$ 28.07	$ 19.64	$ 15.46	$ 12.95
0259C006AA	Twin Loop 32-Hole Punch (sq) LTR-B1	$ 1,100.00	$ 605.00	45.00%	$ 36.51	$ 28.07	$ 19.64	$ 15.46	$ 12.95
0259C007AA	Color Coil 44-Hole Punch (round) LTR-B1	$ 1,100.00	$ 605.00	45.00%	$ 36.51	$ 28.07	$ 19.64	$ 15.46	$ 12.95
3101V220	Color Coil 44-Hole Oval Punch LTR-B1	$ 2,075.00	$ 1,141.25	45.00%	$ 68.86	$ 52.95	$ 37.06	$ 29.16	$ 24.43
0259C016AA	High Durability Color Coil 44-Hole Punch (round) LTR-B1	$ 2,800.00	$ 1,540.00	45.00%	$ 92.92	$ 71.46	$ 50.00	$ 39.35	$ 32.97
0259C017AA	High Durability Loose Leaf 3-Hole Punch (round) LTR-B1	$ 2,500.00	$ 1,375.00	45.00%	$ 82.97	$ 63.80	$ 44.65	$ 35.13	$ 29.44
0259C018AA	High Durability Plastic Comb 19-Hole Punch (rect) LTR-B1	$ 3,000.00	$ 1,650.00	45.00%	$ 99.56	$ 76.56	$ 53.58	$ 42.16	$ 35.33
0259C019AA	Crease Dio	$ 3,800.00	$ 2,090.00	45.00%	$ 126.11	$ 96.98	$ 67.86	$ 53.40	$ 44.75
8102C006AA	Document Insertion Unit-N1 Set	$ 5,900.00	$ 3,245.00	45.00%	$ 195.80	$ 150.57	$ 105.37	$ 82.91	$ 69.48
0852C002AA	Perfect Binder-E1	$ 51,000.00	$ 28,050.00	45.00%	$ 1,692.54	$ 1,301.52	$ 910.78	$ 716.68	$ 600.55
3234C001AA	PERFECT BINDER CONTINUOUS KIT-A1	$ 9,500.00	$ 5,225.00	45.00%	$ 315.28	$ 242.44	$ 169.66	$ 133.50	$ 111.87
0108C001AA	Paper Folding Unit-J1	$ 14,000.00	$ 7,700.00	45.00%	$ 464.92	$ 357.28	$ 250.02	$ 196.74	$ 164.86
0657C001AA	Long Sheet Tray-A1	$ 3,000.00	$ 1,650.00	45.00%	$ 99.56	$ 76.56	$ 53.58	$ 42.16	$ 35.33
3097C001AA	Long Sheet Catch Tray-C1	$ 280.00	$ 154.00	45.00%	$ 9.29	$ 7.15	$ 5.00	$ 3.93	$ 3.30
0965C003AA	HCS Long Sheet Tray-A1	$ 400.00	$ 220.00	45.00%	$ 13.27	$ 10.21	$ 7.14	$ 5.62	$ 4.71
1348V957	Convenience Stapler-A1 (White)	$ 368.00	$ 198.00	45.00%	$ 11.95	$ 9.19	$ 6.43	$ 5.06	$ 4.24
6357B003AA	Square Fold Booklet Maker with Two-Knife Trimmer	$ 60,200.00	$ 33,110.00	45.00%	$ 1,997.86	$ 1,536.30	$ 1,075.08	$ 845.96	$ 708.89
6357B004AA	Square Fold Booklet Maker	$ 25,000.00	$ 13,750.00	45.00%	$ 829.68	$ 638.00	$ 446.46	$ 351.31	$ 294.39
8337B004AA	SDD BLM300C Professional Booklet Maker Set	$ 32,000.00	$ 17,600.00	45.00%	$ 1,061.98	$ 816.64	$ 571.47	$ 449.68	$ 376.82
8338B001AA	SDD Front Trimmer BLT6889	$ 18,000.00	$ 9,900.00	45.00%	$ 597.37	$ 459.36	$ 321.45	$ 252.95	$ 211.96
8338B006AA	SDD Two-Knife Trimmer STR6702	$ 42,000.00	$ 23,100.00	45.00%	$ 1,393.85	$ 1,071.84	$ 750.06	$ 590.21	$ 494.57
8338B002AA	SDD Square Fold SFM6804	$ 15,500.00	$ 8,525.00	45.00%	$ 514.40	$ 395.56	$ 276.81	$ 217.81	$ 182.52
8338B003AA	SDD Rotator RTM6940	$ 18,000.00	$ 9,900.00	45.00%	$ 597.37	$ 459.36	$ 321.45	$ 252.95	$ 211.96
8338B004AA	SDD Long Reitstacker BST6800	$ 4,500.00	$ 2,475.00	45.00%	$ 149.34	$ 114.84	$ 80.36	$ 63.24	$ 52.99
8338B005AA	SDD Short Reitstacker BST6890	$ 4,500.00	$ 2,475.00	45.00%	$ 149.34	$ 114.84	$ 80.36	$ 63.24	$ 52.99
2923C013AA	Plockmatic BLM35 Booklet Maker Se	$ 21,500.00	$ 11,825.00	45.00%	$ 713.52	$ 548.68	$ 383.96	$ 302.13	$ 253.17
3057V762	BLM50 Upgrade Kit	$ 16,800.00	$ 9,240.00	45.00%	$ 557.54	$ 428.74	$ 300.02	$ 236.08	$ 197.83
3057V763	FTR50 Trimmer Module	$ 13,600.00	$ 7,480.00	45.00%	$ 451.34	$ 347.07	$ 242.88	$ 191.11	$ 160.15
3057V764	BF50 Book (Square) Fold Module	$ 13,000.00	$ 7,150.00	45.00%	$ 431.43	$ 331.76	$ 232.16	$ 182.68	$ 153.08
3057V765	CF50 Cover Feeder Module	$ 5,500.00	$ 3,025.00	45.00%	$ 182.53	$ 140.36	$ 98.22	$ 77.29	$ 64.77
3057V766	RCT50 Rotate Crease Trim Module	$ 44,500.00	$ 24,475.00	45.00%	$ 1,476.52	$ 1,135.64	$ 794.70	$ 625.34	$ 524.01
3057V767	BST4000-1 Belt Stacker Module	$ 6,000.00	$ 3,300.00	45.00%	$ 199.12	$ 153.12	$ 107.15	$ 84.32	$ 70.65
3057V768	Trim Waste Conveyor	$ 5,400.00	$ 2,970.00	45.00%	$ 179.21	$ 137.81	$ 96.44	$ 75.89	$ 63.59
8502B003AA	Ring Binder MB-1000C Set	$ 27,450.00	$ 15,097.50	45.00%	$ 910.98	$ 700.52	$ 490.22	$ 385.74	$ 323.24
2305V682	Ring Cartridge MB-1000C	$ 340.00	$ 187.00	45.00%	$ 11.28	$ 8.68	$ 6.07	$ 4.78	$ 4.01
2332V554	Ring Opener MB-1000C	$ 66.00	$ 36.75	45.00%	$ 2.16	$ 1.66	$ 1.16	$ 0.91	$ 0.77
9713B004AA	Pedestal & Ramp Set	$ 1,050.00	$ 577.50	45.00%	$ 34.85	$ 26.80	$ 18.75	$ 14.76	$ 12.38
9713B006AA	3 Pedestals & Ramp Set	$ 2,450.00	$ 1,347.50	45.00%	$ 81.31	$ 62.52	$ 43.75	$ 34.43	$ 28.89
9713B008AA	4 Pedestals & Ramp Set	$ 3,000.00	$ 1,650.00	45.00%	$ 99.56	$ 76.56	$ 53.58	$ 42.16	$ 35.33
3461V068	Multi-Purpose Stacker	$ 9,900.00	$ 5,445.00	45.00%	$ 328.55	$ 252.65	$ 176.80	$ 139.12	$ 116.59
7168B002BA	DFD Interface Kit-A1	$ 750.00	$ 412.50	45.00%	$ 24.89	$ 19.14	$ 13.39	$ 10.54	$ 8.83
7168B016BA	DFD PATH-B1(HH860)	$ 700.00	$ 385.00	45.00%	$ 23.23	$ 17.86	$ 12.50	$ 9.84	$ 8.24
3082C001AA	BDT VX370+ Long Sheet Feeder Se	$ 54,000.00	$ 29,700.00	45.00%	$ 1,792.10	$ 1,378.08	$ 964.36	$ 758.84	$ 635.88
3264V587	BDT VX370+ Feeder Cart	$ 21,000.00	$ 11,550.00	45.00%	$ 696.93	$ 535.92	$ 375.03	$ 295.10	$ 247.25
0965C003AA	HCS Long Sheet Tray-A1	$ 400.00	$ 220.00	45.00%	$ 13.27	$ 10.21	$ 7.14	$ 5.62	$ 4.71
3097C001AA	Long Sheet Catch Tray-C1	$ 280.00	$ 154.00	45.00%	$ 9.29	$ 7.15	$ 5.00	$ 3.93	$ 3.30
8595B003AA	Color Universal Send Kit-AB1	$ 800.00	$ 440.00	45.00%	$ 26.55	$ 20.42	$ 14.29	$ 11.24	$ 9.42
3405B027AA	SEND ADVANCED-G1e	$ 1,300.00	$ 715.00	45.00%	$ 43.14	$ 33.18	$ 23.22	$ 18.27	$ 15.31
3406B006AA	Universal Send Security Feature Set-D1	$ 945.00	$ 756.00	20.00%	$ 45.62	$ 35.08	$ 24.55	$ 19.32	$ 16.19
4002B004AA	Data Erase Kit-C1e	$ 341.00	$ 272.80	20.00%	$ 16.46	$ 12.66	$ 8.86	$ 6.97	$ 5.84
3681B003AA	Voice Guidance Kit-F2	$ 840.00	$ 546.00	35.00%	$ 32.95	$ 25.33	$ 17.73	$ 13.95	$ 11.69
0709C001AA	HDD Data Encryption and Mirroring Kit-E1	$ 525.00	$ 288.75	45.00%	$ 17.42	$ 13.40	$ 9.38	$ 7.38	$ 6.19
0708C002AA	3.5INCH/250GB HDD Set	$ 4,200.00	$ 2,310.00	45.00%	$ 139.39	$ 107.18	$ 75.01	$ 59.02	$ 49.48
6101AU79AA	ESP NEXT GEN PCS POWER FILTER (208V/20A) XG-PCS-20820D	$ 287.11	$ 157.91	45.00%	$ 9.53	$ 7.33	$ 5.13	$ 4.03	$ 3.38
6101AU76AA	ESP NEXT GEN PCS POWER FILTER (120V/15A) XG-PCS-15D	$ 221.00	$ 121.55	45.00%	$ 7.33	$ 5.64	$ 3.95	$ 3.11	$ 2.60
6101AU78AA	ESP NEXT GEN PCS POWER FILTER (208V/15A) XG-PCS-20815D	$ 287.11	$ 157.91	45.00%	$ 9.53	$ 7.33	$ 5.13	$ 4.03	$ 3.38
6101AU86AA	3 PHASE POWER FILTER MSF120M12V	$ 5,685.00	$ 3,120.75	45.00%	$ 188.67	$ 145.08	$ 101.52	$ 79.80	$ 66.94
5007B009AA	Dealer supplied Hard Disk Drive Replacement Service- on demand (to be purchased any time)	$ 538.00	$ 350.00	34.94%	N/A	N/A	N/A	N/A	N/A
5007B010AA	Dealer supplied Hard Disk Drive Replacement Service- lease (to be purchased at the time of ordering new equipment)	$ 538.00	$ 350.00	34.94%	$ 21.12	$ 16.24	$ 11.36	$ 8.94	$ 7.49
6138B453AA	Dealer supplied Hard Disk Drive Erase Service- on demand (to be purchased any time)	$ 654.00	$ 425.00	35.02%	N/A	N/A	N/A	N/A	N/A

NASPO State: Florida

					Straight Lease Monthly Payments				
Item Code	Description	MSRP	Purchase Price	% off MSRP	18 Months	24 Months	36 Months	48 Months	60 Months
6138B454AA	Dealer supplied Hard Disk Drive Erase Service- lease (to be purchased at the time of ordering new equipment)	$ 654.00	$ 425.00	35.02%	$ 25.64	$ 19.72	$ 13.80	$ 10.86	$ 9.10
6138B065AA	Supplemental Accessory Install. Per incident.	$ 308.00	$ 200.00	35.06%	N/A	N/A	N/A	N/A	N/A
2954V860	BASIC COLOR MANAGEMENT TRAINING FOR IPC10000/C8000	$ 1,904.00	$ 1,904.00	0.00%	N/A	N/A	N/A	N/A	N/A
2954V855	IMAGEPRESS C10000/C8000 SERIES OPERATOR TRAINING BY CLIENT EDUCATION SPECIALIS	$ 1,904.00	$ 1,904.00	0.00%	N/A	N/A	N/A	N/A	N/A
1481V475	ADVANCED COLOR MANAGEMENT TRAINING	$ 2,400.00	$ 2,400.00	0.00%	N/A	N/A	N/A	N/A	N/A
1007B001AA	Staple-N1	$ 189.00	$ 160.65	15.00%	N/A	N/A	N/A	N/A	N/A
1008B001AA	Staple-P1	$ 88.00	$ 57.80	15.00%	N/A	N/A	N/A	N/A	N/A
1093B001AB	Glue-A1 (for Perfect Binder-A1, 33 lbs	$ 630.00	$ 535.50	15.00%	N/A	N/A	N/A	N/A	N/A
1093B002AB	Glue-A2 (for Perfect Binder-A1, 11 lbs	$ 231.00	$ 196.35	15.00%	N/A	N/A	N/A	N/A	N/A
2786V370	Ring Supply Black 50-2 MB-1000C	$ 270.00	$ 229.50	15.00%	N/A	N/A	N/A	N/A	N/A
2786V371	Ring Supply White 50-2 MB-1000C	$ 270.00	$ 229.50	15.00%	N/A	N/A	N/A	N/A	N/A
2786V372	Ring Supply Black 100-2 MB-1000C	$ 265.00	$ 225.25	15.00%	N/A	N/A	N/A	N/A	N/A
2786V373	Ring Supply White 100-2 MB-1000C	$ 265.00	$ 225.25	15.00%	N/A	N/A	N/A	N/A	N/A
2765V303	Staple Cassettes for BLM300C	$ 60.00	$ 51.00	15.00%	N/A	N/A	N/A	N/A	N/A
3080V722	Staples (3 pack) for Plockmatic	$ 100.00	$ 85.00	15.00%	N/A	N/A	N/A	N/A	N/A
	Toner								
8529B001AA	T02 Black Toner	$ 122.58	$ 104.20	15.00%	N/A	N/A	N/A	N/A	N/A
8530B001AA	T02 Cyan Toner	$ 123.99	$ 105.39	15.00%	N/A	N/A	N/A	N/A	N/A
8531B001AA	T02 Magenta Toner	$ 123.99	$ 105.39	15.00%	N/A	N/A	N/A	N/A	N/A
8532B001AA	T02 Yellow Toner	$ 123.99	$ 105.39	15.00%	N/A	N/A	N/A	N/A	N/A
8534B001AA	T02 Starter Black	$ 376.00	$ 319.60	15.00%	N/A	N/A	N/A	N/A	N/A
8535B001AA	T02 Starter Cyan	$ 376.00	$ 319.60	15.00%	N/A	N/A	N/A	N/A	N/A
8536B001AA	T02 Starter Magenta	$ 376.00	$ 319.60	15.00%	N/A	N/A	N/A	N/A	N/A
8537B001AA	T02 Starter Yellow	$ 376.00	$ 319.60	15.00%	N/A	N/A	N/A	N/A	N/A
	Service Plans imagePRESS C8000VP Digital Press								
	Color Zero Base – includes OEM toner, parts, labor (no staples)		$ 0.0410						
	BW Zero Base - Includes OEM toner, parts, labor (no staples)		$ 0.0099						
	Color Zero Base - Parts and labor only (no supplies)		$ 0.0329						
	BW Zero Base - Parts and labor only (no supplies)		$ 0.0079						
	Color Zero Base - 11 x 17" impressions (counts as 2 clicks) Includes OEM toner, parts, labor (no staples)		$ 0.0390						
	BW Zero Base - 11 x 17" impressions (counts as 2 clicks) Includes OEM toner, parts, labor (no staples)		$ 0.0094						
	Flat Rate Fee - Parts and labor only (no supplies)		$ 9,250.00						
	Long Sheet Feeder Click Upcharge **Upcharge for B&W and Color CPC when using the LSF accessory**		$ 0.0337						
	Optional Service Plans Copies Included Pricing imagePRESS C8000VP Digital Press								
	Option #1 Included Number of Color Clicks per Month		140,000						
	Option #1 Included Number of BW Clicks per Month		16,000						
	Option #1 Monthly Base Charge - includes OEM toner, parts, labor (no staples)		$ 5,780.43						
	Option #1 Overage Rate Color - includes OEM toner, parts, labor (no staples)		$ 0.0402						
	Option #1 Overage Rate BW - includes OEM toner, parts, labor (no staples)		$ 0.0097						
	Option #2 Included Number of Color Clicks per Month		195,000						
	Option #2 Included Number of BW Clicks per Month		21,000						
	Option #2 Monthly Base Charge - includes OEM toner, parts, labor (no staples)		$ 7,892.50						
	Option #2 Overage Rate Color - includes OEM toner, parts, labor (no staples)		$ 0.0394						
	Option #2 Overage Rate BW - includes OEM toner, parts, labor (no staples)		$ 0.0095						
	Option #3 Included Number of Color Clicks per Month		270,000						
	Option #3 Included Number of BW Clicks per Month		30,000						
	Option #3 Monthly Base Charge - includes OEM toner, parts, labor (no staples)		$ 10,674.00						
	Option #3 Overage Rate Color - includes OEM toner, parts, labor (no staples)		$ 0.0385						
	Option #3 Overage Rate BW - includes OEM toner, parts, labor (no staples)		$ 0.0093						
	Service Plans imagePRESS C10000VP Digital Press								
	Color Zero Base – includes OEM toner, parts, labor (no staples)		$ 0.0410						
	BW Zero Base - Includes OEM toner, parts, labor (no staples)		$ 0.0099						
	Color Zero Base - Parts and labor only (no supplies)		$ 0.0329						
	BW Zero Base - Parts and labor only (no supplies)		$ 0.0079						
	Color Zero Base - 11 x 17" impressions (counts as 2 clicks) Includes OEM toner, parts, labor (no staples)		$ 0.0390						
	BW Zero Base - 11 x 17" impressions (counts as 2 clicks) Includes OEM toner, parts, labor (no staples)		$ 0.0094						
	Flat Rate Fee - Parts and labor only (no supplies)		$ 11,500.00						
	Long Sheet Feeder Click Upcharge **Upcharge for B&W and Color CPC when using the LSF accessory**		$ 0.0337						
	Optional Service Plans Copies Included Pricing imagePRESS C10000VP Digital Press								
	Option #1 Included Number of Color Clicks per Month		175,000						
	Option #1 Included Number of BW Clicks per Month		20,000						
	Option #1 Monthly Base Charge - includes OEM toner, parts, labor (no staples)		$ 7,229.00						
	Option #1 Overage Rate Color - includes OEM toner, parts, labor (no staples)		$ 0.0402						
	Option #1 Overage Rate BW - includes OEM toner, parts, labor (no staples)		$ 0.0097						
	Option #2 Included Number of Color Clicks per Month		240,000						
	Option #2 Included Number of BW Clicks per Month		27,000						
	Option #2 Monthly Base Charge - includes OEM toner, parts, labor (no staples)		$ 9,712.50						
	Option #2 Overage Rate Color - includes OEM toner, parts, labor (no staples)		$ 0.0394						
	Option #2 Overage Rate BW - includes OEM toner, parts, labor (no staples)		$ 0.0095						
	Option #3 Included Number of Color Clicks per Month		335,000						
	Option #3 Included Number of BW Clicks per Month		37,000						
	Option #3 Monthly Base Charge - includes OEM toner, parts, labor (no staples)		$ 13,241.60						
	Option #3 Overage Rate Color - includes OEM toner, parts, labor (no staples)		$ 0.0385						
	Option #3 Overage Rate BW - includes OEM toner, parts, labor (no staples)		$ 0.0093						
4483C006AA	**imagePRESS C10010VP Digital Press**	**$ 233,000.00**	**$ 93,200.00**	**60.00%**	**$ 5,623.69**	**$ 4,324.48**	**$ 3,026.20**	**$ 2,381.26**	**$ 1,995.41**
4483C007AA	**imagePRESS C9010VP Digital Press**	**$ 208,000.00**	**$ 83,200.00**	**60.00%**	**$ 5,020.29**	**$ 3,860.48**	**$ 2,701.50**	**$ 2,125.76**	**$ 1,781.31**
4145C002AA	PRISMAsync Controller imagePRESS C10010VP Set	$ 15,000.00	$ 8,250.00	45.00%	$ 497.81	$ 382.80	$ 267.88	$ 210.79	$ 176.63
4146C009AA	imagePRESS C10010VP Series PRISMAsync License Activation Kit	$ 29,100.00	$ 16,005.00	45.00%	$ 965.74	$ 742.63	$ 519.68	$ 408.93	$ 342.67
4008C011AA	DP Link-J1	$ 3,000.00	$ 2,400.00	20.00%	$ 144.82	$ 111.36	$ 77.93	$ 61.32	$ 51.38
4008C015AA	Fontset Simplified Chinese-J1	$ 600.00	$ 480.00	20.00%	$ 28.96	$ 22.27	$ 15.59	$ 12.26	$ 10.28
4008C018AA	Fontset Traditional Chinese- J1	$ 600.00	$ 480.00	20.00%	$ 28.96	$ 22.27	$ 15.59	$ 12.26	$ 10.28
4008C017AA	Fontset Japanese- J1	$ 2,600.00	$ 2,080.00	20.00%	$ 125.51	$ 96.51	$ 67.54	$ 53.14	$ 44.53
4008C018AA	Fontset Korean-J1	$ 600.00	$ 480.00	20.00%	$ 28.96	$ 22.27	$ 15.59	$ 12.26	$ 10.28
4146C001AA	PRISMAlytics Dashboard imagePRESS C10010VP	$ -	$ -	0.00%	$ -	$ -	$ -	$ -	$ -
3657C011AA	imagePRESS Server B7000 V2.0 & Control Panel Set	$ 62,850.00	$ 34,567.50	45.00%	$ 2,085.80	$ 1,603.93	$ 1,122.41	$ 883.20	$ 740.09
3658C007AA	imagePRESS Server B6000 V2.0 & Control Panel Set	$ 46,000.00	$ 25,300.00	45.00%	$ 1,526.60	$ 1,173.92	$ 821.49	$ 646.42	$ 541.67
0134B012AA	Removable HDD Kit-B7	$ 4,700.00	$ 2,585.00	45.00%	$ 155.98	$ 119.94	$ 83.93	$ 66.05	$ 55.34
0134B008BA	Removable HDD Kit-B5	$ 1,950.00	$ 1,072.50	45.00%	$ 64.71	$ 49.76	$ 34.82	$ 27.40	$ 22.96
7752A038AA	Graphic Arts Pro Package 1 year License	$ 2,400.00	$ 1,920.00	20.00%	$ 115.85	$ 89.09	$ 62.34	$ 49.06	$ 41.11
7752A039AA	Graphic Arts Pro Package 3 year License	$ 4,400.00	$ 3,520.00	20.00%	$ 212.40	$ 163.33	$ 114.29	$ 89.94	$ 75.36
7752A040AA	Graphic Arts Pro Package 5 year License	$ 6,800.00	$ 5,440.00	20.00%	$ 328.25	$ 252.42	$ 176.64	$ 138.99	$ 116.47
3217V467	Integrated Interface & Stand-NX GL	$ 3,650.00	$ 2,372.50	35.00%	$ 143.16	$ 110.08	$ 77.04	$ 60.62	$ 50.80
3217V468	Integrated Interface & Stand-NX LS	$ 5,900.00	$ 3,835.00	35.00%	$ 231.40	$ 177.94	$ 124.52	$ 97.98	$ 82.11
3077B138AA	Fiery Job Master	$ 4,200.00	$ 3,360.00	20.00%	$ 202.74	$ 155.90	$ 109.10	$ 85.85	$ 71.94
3077B115AA	Fiery Job Master Annual Maintenance	$ 700.00	$ 560.00	20.00%	$ 33.79	$ 25.98	$ 18.18	$ 14.31	$ 11.99
3077B130AA	Fiery Color Profiler Suite	$ 2,300.00	$ 1,840.00	20.00%	$ 111.03	$ 85.38	$ 59.74	$ 47.01	$ 39.39
3077B131AA	Fiery Color Profiler Suite Annual Maintenance	$ 400.00	$ 320.00	20.00%	$ 19.31	$ 14.85	$ 10.39	$ 8.18	$ 6.85
3077B132AA	Fiery JobFlow	$ 5,394.00	$ 4,315.20	20.00%	$ 260.38	$ 200.23	$ 140.11	$ 110.25	$ 92.39
3077B114AA	Fiery JobFlow Annual Maintenance	$ 899.00	$ 719.20	20.00%	$ 43.40	$ 33.37	$ 23.35	$ 18.38	$ 15.40
5727B029AA	Upgrade Kit for B7000	$ 2,000.00	$ 1,600.00	20.00%	$ 96.54	$ 74.24	$ 51.95	$ 40.88	$ 34.26
5727B031AA	Upgrade Kit for B6000	$ 2,000.00	$ 1,600.00	20.00%	$ 96.54	$ 74.24	$ 51.95	$ 40.88	$ 34.26
3077B140AA	Adobe Acrobat and Enfocus PitStop Edit	$ 400.00	$ 320.00	20.00%	$ 19.31	$ 14.85	$ 10.39	$ 8.18	$ 6.85
3241C011AA	Color Image Reader-M2 Se	$ 5,600.00	$ 3,080.00	45.00%	$ 185.85	$ 142.91	$ 100.01	$ 78.69	$ 65.94
0921C001AA	Printer Cover K-1	$ 400.00	$ 220.00	45.00%	$ 13.27	$ 10.21	$ 7.14	$ 5.62	$ 4.71
1095B001AA	ADF Access Handle-A1	$ 146.00	$ 94.90	35.00%	$ 5.73	$ 4.40	$ 3.08	$ 2.42	$ 2.03
9662B007AA	POD Deck-D1	$ 14,175.00	$ 7,796.25	45.00%	$ 470.43	$ 361.75	$ 253.14	$ 199.19	$ 166.92
9662B004AA	Secondary POD Deck-D1	$ 14,175.00	$ 7,796.25	45.00%	$ 470.43	$ 361.75	$ 253.14	$ 199.19	$ 166.92
0163C002AB	POD Deck Lite-C1	$ 4,100.00	$ 2,255.00	45.00%	$ 136.07	$ 104.63	$ 73.22	$ 57.62	$ 48.28
2575C010AA	POD Deck Lite XL-A2	$ 9,000.00	$ 4,950.00	45.00%	$ 298.68	$ 229.68	$ 160.73	$ 126.47	$ 105.98
3245B001AA	Tab Feeding Attachment-E1	$ 168.00	$ 92.40	45.00%	$ 5.58	$ 4.29	$ 3.00	$ 2.36	$ 1.98
9664B002AB	Finisher-AN1	$ 13,020.00	$ 7,161.00	45.00%	$ 432.09	$ 332.27	$ 232.52	$ 182.96	$ 153.32
9665B002AB	Saddle Finisher-AN2	$ 16,380.00	$ 9,009.00	45.00%	$ 543.60	$ 418.02	$ 292.52	$ 230.18	$ 192.88
5738B002AA	Puncher Unit-BS1	$ 945.00	$ 519.75	45.00%	$ 31.36	$ 24.12	$ 16.88	$ 13.28	$ 11.13

NASPO State: Florida

					Straight Lease Monthly Payments				
Item Code	Description	MSRP	Purchase Price	% off MSRP	18 Months	24 Months	36 Months	48 Months	60 Months
1140C001AA	Booklet Trimmer-F1	$ 11,000.00	$ 6,050.00	45.00%	$ 385.06	$ 280.72	$ 196.44	$ 154.58	$ 129.53
1148C003AA	2-Knife Trimmer And Conveyor Set	$ 47,250.00	$ 25,987.50	45.00%	$ 1,588.09	$ 1,205.82	$ 843.81	$ 663.98	$ 556.39
0965C006AA	High Capacity Stacker-H1 Set	$ 16,500.00	$ 9,075.00	45.00%	$ 547.59	$ 421.08	$ 294.67	$ 231.87	$ 194.30
7168B008BA	HCS End Module Cover	$ 130.00	$ 71.50	45.00%	$ 4.31	$ 3.32	$ 2.32	$ 1.83	$ 1.53
5418B002AA	PowerLift-A1 (includes 5 pallets)	$ 4,950.00	$ 2,722.50	45.00%	$ 164.28	$ 126.32	$ 88.40	$ 69.56	$ 58.29
5421B001AA	Additional Pallets for Powerlift (5 pallets	$ 100.00	$ 55.00	45.00%	$ 3.32	$ 2.56	$ 1.79	$ 1.41	$ 1.18
0258C005AA	Multi Function Professional Puncher-B1	$ 15,000.00	$ 8,250.00	45.00%	$ 497.81	$ 382.80	$ 267.88	$ 210.79	$ 176.63
0259C001AA	Loose Leaf 3-Hole Punch (round) LTR-B1	$ 1,100.00	$ 605.00	45.00%	$ 36.51	$ 28.07	$ 19.64	$ 15.46	$ 12.95
0259C002AA	Loose Leaf 5-Hole Punch (round) LTR-B1	$ 1,100.00	$ 605.00	45.00%	$ 36.51	$ 28.07	$ 19.64	$ 15.46	$ 12.95
0259C003AA	Velo Bind 11-Hole Punch (round) LTR-B1	$ 1,100.00	$ 605.00	45.00%	$ 36.51	$ 28.07	$ 19.64	$ 15.46	$ 12.95
0259C004AA	Plastic Comb 19-Hole Punch (rect) LTR-B1	$ 1,100.00	$ 605.00	45.00%	$ 36.51	$ 28.07	$ 19.64	$ 15.46	$ 12.95
0259C005AA	Twin Loop 21-Hole Punch (rect) LTR-B1	$ 1,100.00	$ 605.00	45.00%	$ 36.51	$ 28.07	$ 19.64	$ 15.46	$ 12.95
0259C006AA	Twin Loop 32-Hole Punch (sq) LTR-B1	$ 1,100.00	$ 605.00	45.00%	$ 36.51	$ 28.07	$ 19.64	$ 15.46	$ 12.95
0259C007AA	Color Coil 44-Hole Punch (round) LTR-B1	$ 1,100.00	$ 605.00	45.00%	$ 36.51	$ 28.07	$ 19.64	$ 15.46	$ 12.95
3101V220	Color Coil 44-Hole Oval Punch LTR-B1	$ 2,075.00	$ 1,141.25	45.00%	$ 68.86	$ 52.95	$ 37.06	$ 29.16	$ 24.43
0259C016AA	High Durability Color Coil 44-Hole Punch (round) LTR-B1	$ 2,800.00	$ 1,540.00	45.00%	$ 92.82	$ 71.46	$ 50.00	$ 39.35	$ 32.97
0259C017AA	High Durability Loose Leaf 3-Hole Punch (round) LTR-B1	$ 2,500.00	$ 1,375.00	45.00%	$ 82.97	$ 63.80	$ 44.65	$ 35.13	$ 29.44
0259C018AA	High Durability Plastic Comb 19-Hole Punch (rect) LTR-B1	$ 3,000.00	$ 1,650.00	45.00%	$ 99.56	$ 76.56	$ 53.58	$ 42.16	$ 35.33
0259C019AA	Crease Die	$ 3,800.00	$ 2,090.00	45.00%	$ 126.11	$ 96.98	$ 67.86	$ 53.40	$ 44.75
0102C006AA	Document Insertion Unit-N1 Set	$ 5,900.00	$ 3,245.00	45.00%	$ 195.80	$ 150.57	$ 105.37	$ 82.91	$ 69.48
0652C002AA	Perfect Binder-E1	$ 51,000.00	$ 28,050.00	45.00%	$ 1,692.54	$ 1,301.52	$ 910.78	$ 716.68	$ 600.55
3234C001AA	PERFECT BINDER CONTINUOUS KIT-A1	$ 9,500.00	$ 5,225.00	45.00%	$ 315.28	$ 242.44	$ 169.66	$ 133.50	$ 111.87
0103C001AA	Paper Folding Unit-J1	$ 14,000.00	$ 7,700.00	45.00%	$ 464.62	$ 357.26	$ 250.02	$ 196.74	$ 164.88
0657C001AA	Long Sheet Tray-A1	$ 3,000.00	$ 1,650.00	45.00%	$ 99.56	$ 76.56	$ 53.58	$ 42.16	$ 35.33
4489C001AA	Long Sheet Tray-D1	$ 3,800.00	$ 2,090.00	45.00%	$ 126.11	$ 96.98	$ 67.86	$ 53.40	$ 44.75
3097C001AA	Long Sheet Catch Tray-C1	$ 280.00	$ 154.00	45.00%	$ 9.29	$ 7.15	$ 5.00	$ 3.93	$ 3.30
0965C003AA	HCS Long Sheet Tray-A1	$ 400.00	$ 220.00	45.00%	$ 13.27	$ 10.21	$ 7.14	$ 5.62	$ 4.71
1348V957	Convenience Stapler-A1 (White)	$ 360.00	$ 198.00	45.00%	$ 11.96	$ 9.19	$ 6.43	$ 5.06	$ 4.24
8117B080AA	DFD Adapter and Finisher Bridge-A1	$ 17,865.00	$ 9,825.75	45.00%	$ 592.89	$ 455.91	$ 319.04	$ 251.05	$ 210.37
6357B003AA	Square Fold Booklet Maker with Two-Knife Trimmer	$ 60,200.00	$ 33,110.00	45.00%	$ 1,997.96	$ 1,536.30	$ 1,075.08	$ 845.96	$ 708.69
6357B004AA	Square Fold Booklet Maker	$ 25,000.00	$ 13,750.00	45.00%	$ 829.68	$ 638.00	$ 446.46	$ 351.31	$ 294.39
3057V761	Plockmatic BLM35 Booklet Maker Set	$ 20,050.00	$ 11,027.50	45.00%	$ 665.40	$ 511.68	$ 358.06	$ 281.75	$ 236.10
3057V762	BLM50 Upgrade Kit	$ 16,800.00	$ 9,240.00	45.00%	$ 557.54	$ 428.74	$ 300.02	$ 236.08	$ 197.83
3057V765	CF50 Cover Feeder Module	$ 5,500.00	$ 3,025.00	45.00%	$ 182.53	$ 140.36	$ 98.22	$ 77.29	$ 64.77
3057V763	FTR50 Trimmer Module	$ 13,600.00	$ 7,480.00	45.00%	$ 451.34	$ 347.07	$ 242.88	$ 191.11	$ 160.15
3057V764	BF50 Book (Square) Fold Module	$ 13,000.00	$ 7,150.00	45.00%	$ 431.43	$ 331.76	$ 232.16	$ 182.68	$ 153.08
3057V767	BST4000-1 Belt Stacker Module	$ 6,000.00	$ 3,300.00	45.00%	$ 199.12	$ 153.12	$ 107.15	$ 84.32	$ 70.65
3263V632	SDD Rotator RTM3550	$ 18,000.00	$ 9,900.00	45.00%	$ 597.37	$ 459.36	$ 321.45	$ 252.95	$ 211.96
7168B002BA	DFD Interface Kit-A1	$ 750.00	$ 412.50	45.00%	$ 24.89	$ 19.14	$ 13.39	$ 10.54	$ 8.83
7168B016BA	DFD PATH-B1(H=860)	$ 700.00	$ 385.00	45.00%	$ 23.23	$ 17.86	$ 12.50	$ 9.84	$ 8.24
8337B002AA	SDD BLM300C Professional Booklet Maker	$ 30,550.00	$ 16,802.50	45.00%	$ 1,013.86	$ 779.64	$ 545.58	$ 429.30	$ 359.74
8038B001AA	SDD Front Trimmer BLT6989	$ 18,000.00	$ 9,900.00	45.00%	$ 597.37	$ 459.36	$ 321.45	$ 252.95	$ 211.96
8338B006AA	SDD Two-Knife Trimmer STR6702	$ 42,000.00	$ 23,100.00	45.00%	$ 1,393.85	$ 1,071.84	$ 750.06	$ 590.21	$ 494.57
8338B002AA	SDD Square Fold SFM6904	$ 15,500.00	$ 8,525.00	45.00%	$ 514.40	$ 395.56	$ 276.81	$ 217.81	$ 182.52
8038B003AA	SDD Rotator RTM6940	$ 18,000.00	$ 9,900.00	45.00%	$ 597.37	$ 459.36	$ 321.45	$ 252.95	$ 211.96
8338B004AA	SDD Long Beltstacker BST6800	$ 8,500.00	$ 4,675.00	45.00%	$ 149.34	$ 114.84	$ 80.36	$ 63.24	$ 52.99
8338B005AA	SDD Short Beltstacker BST6900	$ 8,500.00	$ 4,675.00	45.00%	$ 149.34	$ 114.84	$ 80.36	$ 63.24	$ 52.99
7168B002BA	DFD Interface Kit-A1	$ 750.00	$ 412.50	45.00%	$ 24.89	$ 19.14	$ 13.39	$ 10.54	$ 8.83
7168B015BA	DFD Path-A1 (H=1002)	$ 700.00	$ 385.00	45.00%	$ 23.23	$ 17.86	$ 12.50	$ 9.84	$ 8.24
8117B078AA	Finisher Bridge Height Kit 1002-A1	$ 500.00	$ 275.00	45.00%	$ 16.59	$ 12.76	$ 8.93	$ 7.03	$ 5.89
2883C016AA	eWire, Packaged Assembly, Canon	$ 39,500.00	$ 21,725.00	45.00%	$ 1,310.89	$ 1,008.04	$ 705.41	$ 555.07	$ 465.13
2883C017AA	DIE, eWire, Rnd	$ 1,000.00	$ 550.00	45.00%	$ 33.19	$ 25.52	$ 17.86	$ 14.05	$ 11.78
2883C018AA	DIE, eWire, Sq	$ 1,000.00	$ 550.00	45.00%	$ 33.19	$ 25.52	$ 17.86	$ 14.05	$ 11.78
2883C001AA	eWire Spool, Element Size 'A', Black, Canon	$ 99.00	$ 84.15	15.00%	$ 5.08	$ 3.90	$ 2.73	$ 2.15	$ 1.80
2883C002AA	eWire Spool, Element Size 'B', Black, Canon	$ 86.00	$ 73.10	15.00%	$ 4.41	$ 3.39	$ 2.37	$ 1.87	$ 1.57
2883C003AA	eWire Spool, Element Size 'C', Black, Canon	$ 80.00	$ 68.00	15.00%	$ 4.10	$ 3.16	$ 2.21	$ 1.74	$ 1.46
2883C004AA	eWire Spool, Element Size 'D', Black, Canon	$ 79.00	$ 67.15	15.00%	$ 4.05	$ 3.12	$ 2.18	$ 1.72	$ 1.44
2883C005AA	eWire Spool, Element Size 'E', Black, Canon	$ 72.00	$ 61.20	15.00%	$ 3.69	$ 2.84	$ 1.99	$ 1.56	$ 1.31
2883C020AA	eWire Spool, Element Size 'F', Black, Canon	$ 70.00	$ 59.50	15.00%	$ 3.59	$ 2.76	$ 1.93	$ 1.52	$ 1.27
2883C006AA	eWire Spool, Element Size 'A', White, Canon	$ 100.00	$ 85.00	15.00%	$ 5.13	$ 3.94	$ 2.76	$ 2.17	$ 1.82
2883C007AA	eWire Spool, Element Size 'B', White, Canon	$ 89.00	$ 75.65	15.00%	$ 4.56	$ 3.51	$ 2.46	$ 1.93	$ 1.62
2883C008AA	eWire Spool, Element Size 'C', White, Canon	$ 80.00	$ 68.00	15.00%	$ 4.10	$ 3.16	$ 2.21	$ 1.74	$ 1.46
2883C009AA	eWire Spool, Element Size 'D', White, Canon	$ 79.00	$ 67.15	15.00%	$ 4.05	$ 3.12	$ 2.18	$ 1.72	$ 1.44
2883C010AA	eWire Spool, Element Size 'E', White, Canon	$ 72.00	$ 61.20	15.00%	$ 3.69	$ 2.84	$ 1.99	$ 1.56	$ 1.31
2883C021AA	eWire Spool, Element Size 'F', White, Canon	$ 70.00	$ 59.50	15.00%	$ 3.59	$ 2.76	$ 1.93	$ 1.52	$ 1.27
2883C011AA	eWire Spool, Element Size 'A', Silver, Canon	$ 99.00	$ 84.15	15.00%	$ 5.08	$ 3.90	$ 2.73	$ 2.15	$ 1.80
2883C012AA	eWire Spool, Element Size 'B', Silver, Canon	$ 86.00	$ 73.10	15.00%	$ 4.41	$ 3.39	$ 2.37	$ 1.87	$ 1.57
2883C013AA	eWire Spool, Element Size 'C', Silver, Canon	$ 80.00	$ 68.00	15.00%	$ 4.10	$ 3.16	$ 2.21	$ 1.74	$ 1.46
2883C014AA	eWire Spool, Element Size 'D', Silver, Canon	$ 79.00	$ 67.15	15.00%	$ 4.05	$ 3.12	$ 2.18	$ 1.72	$ 1.44
2883C015AA	eWire Spool, Element Size 'E', Silver, Canon	$ 72.00	$ 61.20	15.00%	$ 3.69	$ 2.84	$ 1.99	$ 1.56	$ 1.31
2883C022AA	eWire Spool, Element Size 'F', Silver, Canon	$ 70.00	$ 59.50	15.00%	$ 3.59	$ 2.76	$ 1.93	$ 1.52	$ 1.27
2329V877	Ring Binder MB-1000C Set	$ 26,000.00	$ 14,300.00	45.00%	$ 862.86	$ 663.52	$ 464.32	$ 365.37	$ 306.16
2329V882	Ring Cartridge MB-1000C	$ 340.00	$ 187.00	45.00%	$ 11.28	$ 8.68	$ 6.07	$ 4.78	$ 4.00
2332V554	Ring Opener MB-1000C	$ 65.00	$ 35.75	45.00%	$ 2.16	$ 1.66	$ 1.16	$ 0.91	$ 0.77
9713B004AA	Pedestal & Ramp Set	$ 1,050.00	$ 577.50	45.00%	$ 34.85	$ 26.80	$ 18.76	$ 14.76	$ 12.36
9713B005AA	3 Pedestals & Ramp Set	$ 2,450.00	$ 1,347.50	45.00%	$ 81.31	$ 62.52	$ 43.75	$ 34.43	$ 28.85
9712B009AA	4 Pedestals & Ramp Set	$ 3,000.00	$ 1,650.00	45.00%	$ 99.56	$ 76.56	$ 53.58	$ 42.16	$ 35.33
7168B002BA	DFD Interface Kit-A1	$ 750.00	$ 412.50	45.00%	$ 24.89	$ 19.14	$ 13.39	$ 10.54	$ 8.83
7168B016BA	DFD PATH-B1(H=860)	$ 700.00	$ 385.00	45.00%	$ 23.23	$ 17.86	$ 12.50	$ 9.84	$ 8.24
3002C002AA	BDT VX 370-790 Long Sheet Feeder Se	$ 51,000.00	$ 28,050.00	45.00%	$ 1,692.54	$ 1,301.52	$ 910.78	$ 716.68	$ 600.55
3264V587	BDT VX370+ Feeder Cart	$ 21,000.00	$ 11,550.00	45.00%	$ 696.93	$ 535.92	$ 375.03	$ 295.10	$ 247.29
0965C003AA	HCS Long Sheet Tray-A1	$ 400.00	$ 220.00	45.00%	$ 13.27	$ 10.21	$ 7.14	$ 5.62	$ 4.71
3097C001AA	Long Sheet Catch Tray-C1	$ 280.00	$ 154.00	45.00%	$ 9.29	$ 7.15	$ 5.00	$ 3.93	$ 3.30
4196C001AA	Long Sheet Catch Tray XL-A1	$ 2,000.00	$ 1,100.00	45.00%	$ 66.37	$ 51.04	$ 35.72	$ 28.11	$ 23.55
3481V068	Multi-Purpose Stacker	$ 9,900.00	$ 5,445.00	45.00%	$ 328.55	$ 252.65	$ 176.80	$ 139.12	$ 116.58
7168B002BA	DFD Interface Kit-A1	$ 750.00	$ 412.50	45.00%	$ 24.89	$ 19.14	$ 13.39	$ 10.54	$ 8.83
7168B016BA	DFD PATH-B1(H=860)	$ 700.00	$ 385.00	45.00%	$ 23.23	$ 17.86	$ 12.50	$ 9.84	$ 8.24
9508B003AA	Color Universal Send Kit-A81	$ 800.00	$ 440.00	45.00%	$ 26.55	$ 20.42	$ 14.29	$ 11.24	$ 9.42
3406B027AA	SEND ADVANCED-G1e	$ 1,300.00	$ 715.00	45.00%	$ 43.14	$ 33.18	$ 23.22	$ 18.27	$ 15.31
3406B006AA	Universal Send Security Feature Set-D1e	$ 945.01	$ 756.00	20.00%	$ 45.82	$ 35.08	$ 24.55	$ 19.32	$ 16.19
4002B004AA	Data Erase Kit-C1e	$ 341.00	$ 272.80	20.00%	$ 16.46	$ 12.66	$ 8.86	$ 6.97	$ 5.84
3681B003AA	Voice Guidance Kit-F2	$ 840.00	$ 546.00	35.00%	$ 32.98	$ 25.33	$ 17.73	$ 13.95	$ 11.69
0709C001AA	HDD Data Encryption and Mirroring Kit-E1	$ 525.01	$ 288.75	45.00%	$ 17.42	$ 13.40	$ 9.38	$ 7.38	$ 6.18
0708C002AA	3.5INCH/250GB HDD Set	$ 4,200.00	$ 2,310.00	45.00%	$ 139.39	$ 107.18	$ 75.01	$ 59.02	$ 49.46
6101AU798AA	ESP NEXT GEN PCS POWER FILTER (208V/20A) XC-PCS-20820D	$ 287.11	$ 157.91	45.00%	$ 9.53	$ 7.33	$ 5.13	$ 4.03	$ 3.38
6101AU796AA	ESP NEXT GEN PCS POWER FILTER (120V/15A) XC-PCS-15D	$ 221.00	$ 121.55	45.00%	$ 7.33	$ 5.64	$ 3.95	$ 3.11	$ 2.60
6101AU794AA	ESP NEXT GEN PCS POWER FILTER (208V/15A) XC-PCS-20815D	$ 287.11	$ 157.91	45.00%	$ 9.53	$ 7.33	$ 5.13	$ 4.03	$ 3.38
6101AU866AA	3 PHASE POWER FILTER MSF120M12Y	$ 5,685.00	$ 3,126.75	45.00%	$ 188.67	$ 145.08	$ 101.53	$ 79.89	$ 66.94
5007B009AA	Dealer supplied Hard Disk Drive Replacement Service- on demand (to be purchased any time)	$ 538.00	$ 350.00	34.94%	N/A	N/A	N/A	N/A	N/A
5007B010AA	Dealer supplied Hard Disk Drive Replacement Service- lease (to be purchased at the time of ordering new equipment)	$ 538.00	$ 350.00	34.94%	$ 21.12	$ 16.24	$ 11.36	$ 8.94	$ 7.49
6138B453AA	Dealer supplied Hard Disk Drive Erase Service- on demand (to be purchased any time)	$ 654.00	$ 425.00	35.02%	N/A	N/A	N/A	N/A	N/A
6138B454AA	Dealer supplied Hard Disk Drive Erase Service- lease (to be purchased at the time of ordering new equipment)	$ 654.00	$ 425.00	35.02%	$ 25.64	$ 19.72	$ 13.80	$ 10.86	$ 9.10
6138B095AA	Supplemental Accessory Install, Per incident	$ 308.00	$ 200.00	35.06%	N/A	N/A	N/A	N/A	N/A
2954V860	BASIC COLOR MANAGEMENT TRAINING FOR IPC10000/C800C	$ 1,904.00	$ 1,904.00	0.00%	N/A	N/A	N/A	N/A	N/A
2954V855	IMAGEPRESS C10000/C8000 SERIES OPERATOR TRAINING BY CLIENT EDUCATION SPECIALIS	$ 1,904.00	$ 1,904.00	0.00%	N/A	N/A	N/A	N/A	N/A
3481V475	ADVANCED COLOR MANAGEMENT TRAINING	$ 2,400.00	$ 2,400.00	0.00%	N/A	N/A	N/A	N/A	N/A
1007B001AA	Staple-N1	$ 189.00	$ 160.65	15.00%	N/A	N/A	N/A	N/A	N/A
1008B001AA	Staple-P1	$ 68.00	$ 57.80	15.00%	N/A	N/A	N/A	N/A	N/A
1090B001AB	Glue-A1 (for Perfect Binder-A1, 33 lbs.	$ 630.00	$ 535.50	15.00%	N/A	N/A	N/A	N/A	N/A
1093B002AB	Glue-A2 (for Perfect Binder-A1, 11 lbs.	$ 231.00	$ 196.35	15.00%	N/A	N/A	N/A	N/A	N/A
2788V370	Ring Supply Black 50-2 MB-1000C	$ 270.00	$ 229.50	15.00%	N/A	N/A	N/A	N/A	N/A
2788V371	Ring Supply White 50-2 MB-1000C	$ 270.00	$ 229.50	15.00%	N/A	N/A	N/A	N/A	N/A
2788V372	Ring Supply Black 100-2 MB-1000C	$ 265.00	$ 225.25	15.00%	N/A	N/A	N/A	N/A	N/A
2788V373	Ring Supply White 100-2 MB-1000C	$ 265.00	$ 225.25	15.00%	N/A	N/A	N/A	N/A	N/A
2765V300	Staple Cassettes for BLM300C	$ 60.00	$ 51.00	15.00%	N/A	N/A	N/A	N/A	N/A
3060V722	Staples (3 pack) for Plockmatic	$ 100.00	$ 85.00	15.00%	N/A	N/A	N/A	N/A	N/A
	Toner								
8529B001AA	T02 Black Toner	$ 122.58	$ 104.20	15.00%	N/A	N/A	N/A	N/A	N/A
8530B001AA	T02 Cyan Toner	$ 123.95	$ 105.36	15.00%	N/A	N/A	N/A	N/A	N/A
8531B001AA	T02 Magenta Toner	$ 123.95	$ 105.36	15.00%	N/A	N/A	N/A	N/A	N/A
8532B001AA	T02 Yellow Toner	$ 123.95	$ 105.36	15.00%	N/A	N/A	N/A	N/A	N/A
8534B001AA	T02 Starter Black	$ 376.00	$ 319.60	15.00%	N/A	N/A	N/A	N/A	N/A
8535B001AA	T02 Starter Cyan	$ 376.00	$ 319.60	15.00%	N/A	N/A	N/A	N/A	N/A
8536B001AA	T02 Starter Magenta	$ 376.00	$ 319.60	15.00%	N/A	N/A	N/A	N/A	N/A
8537B001AA	T02 Starter Yellow	$ 376.00	$ 319.60	15.00%	N/A	N/A	N/A	N/A	N/A
	Service Plans imagePRESS C3010VP Digital Press								

NASPO State: Florida

					Straight Lease Monthly Payments				
Item Code	Description	MSRP	Purchase Price	% off MSRP	18 Months	24 Months	36 Months	48 Months	60 Months
	Color Zero Base - Includes OEM toner, parts, labor (no staples)		$ 0.0410						
	BW Zero Base - Includes OEM toner, parts, labor (no staples)		$ 0.0099						
	Color Zero Base - Parts and labor only (no supplies)		$ 0.0329						
	BW Zero Base - Parts and labor only (no supplies)		$ 0.0079						
	Color Zero Base - 11 x 17" impressions (counts as 2 clicks) Includes OEM toner, parts, labor (no staples)		$ 0.0390						
	BW Zero Base - 11 x 17" impressions (counts as 2 clicks) Includes OEM toner, parts, labor (no staples)		$ 0.0094						
	Flat Rate Fee - Parts and labor only (no supplies)		$ 9,250.00						
	Long Sheet Feeder Click Upcharge **Upcharge for B&W and Color CPC when using the LSF accessory**		$ 0.0337						
	Optional Service Plans Copies Included Pricing imagePRESS C9818VP Digital Press								
	Option #1 Included Number of Color Clicks per Month		140,000						
	Option #1 Included Number of BW Clicks per Month		19,000						
	Option #1 Monthly Base Charge - Includes OEM toner, parts, labor (no staples)		$ 5,780.43						
	Option #1 Overage Rate Color - Includes OEM toner, parts, labor (no staples)		$ 0.0402						
	Option #1 Overage Rate BW - Includes OEM toner, parts, labor (no staples)		$ 0.0097						
	Option #2 Included Number of Color Clicks per Month		195,000						
	Option #2 Included Number of BW Clicks per Month		21,000						
	Option #2 Monthly Base Charge - Includes OEM toner, parts, labor (no staples)		$ 7,852.50						
	Option #2 Overage Rate Color - Includes OEM toner, parts, labor (no staples)		$ 0.0394						
	Option #2 Overage Rate BW - Includes OEM toner, parts, labor (no staples)		$ 0.0095						
	Option #3 Included Number of Color Clicks per Month		270,000						
	Option #3 Included Number of BW Clicks per Month		30,000						
	Option #3 Monthly Base Charge - Includes OEM toner, parts, labor (no staples)		$ 10,674.00						
	Option #3 Overage Rate Color - Includes OEM toner, parts, labor (no staples)		$ 0.0385						
	Option #3 Overage Rate BW - Includes OEM toner, parts, labor (no staples)		$ 0.0093						
	Service Plans imagePRESS C10010VP Digital Press								
	Color Zero Base - Includes OEM toner, parts, labor (no staples)		$ 0.0410						
	BW Zero Base - Includes OEM toner, parts, labor (no staples)		$ 0.0099						
	Color Zero Base - Parts and labor only (no supplies)		$ 0.0329						
	BW Zero Base - Parts and labor only (no supplies)		$ 0.0079						
	Color Zero Base - 11 x 17" impressions (counts as 2 clicks) Includes OEM toner, parts, labor (no staples)		$ 0.0390						
	BW Zero Base - 11 x 17" impressions (counts as 2 clicks) Includes OEM toner, parts, labor (no staples)		$ 0.0094						
	Flat Rate Fee - Parts and labor only (no supplies)		$ 11,600.00						
	Long Sheet Feeder Click Upcharge **Upcharge for B&W and Color CPC when using the LSF accessory**		$ 0.0337						
	Optional Service Plans Copies Included Pricing imagePRESS C10010VP Digital Press								
	Option #1 Included Number of Color Clicks per Month		175,000						
	Option #1 Included Number of BW Clicks per Month		20,000						
	Option #1 Monthly Base Charge - Includes OEM toner, parts, labor (no staples)		$ 7,229.00						
	Option #1 Overage Rate Color - Includes OEM toner, parts, labor (no staples)		$ 0.0402						
	Option #1 Overage Rate BW - Includes OEM toner, parts, labor (no staples)		$ 0.0097						
	Option #2 Included Number of Color Clicks per Month		240,000						
	Option #2 Included Number of BW Clicks per Month		27,000						
	Option #2 Monthly Base Charge - Includes OEM toner, parts, labor (no staples)		$ 9,712.50						
	Option #2 Overage Rate Color - Includes OEM toner, parts, labor (no staples)		$ 0.0394						
	Option #2 Overage Rate BW - Includes OEM toner, parts, labor (no staples)		$ 0.0095						
	Option #3 Included Number of Color Clicks per Month		335,000						
	Option #3 Included Number of BW Clicks per Month		37,000						
	Option #3 Monthly Base Charge - Includes OEM toner, parts, labor (no staples)		$ 13,241.60						
	Option #3 Overage Rate Color - Includes OEM toner, parts, labor (no staples)		$ 0.0385						
	Option #3 Overage Rate BW - Includes OEM toner, parts, labor (no staples)		$ 0.0093						
8116B060AA	**varioPRINT DP Line Main Engine Base Model Set (MFP Model)**	$ 43,500.00	$ 19,575.00	55.00%	$ 1,181.16	$ 908.28	$ 635.60	$ 500.14	$ 419.10
8116B118AA	varioPRINT DP Line 140 Base License with Printer Operation Care Set	$ 33,000.00	$ 14,850.00	55.00%	$ 896.05	$ 689.04	$ 482.18	$ 379.42	$ 317.94
8116B120AA	varioPRINT DP Line 130 Base License with Printer Operation Care Set	$ 17,000.00	$ 7,650.00	55.00%	$ 461.60	$ 354.96	$ 248.40	$ 195.46	$ 163.79
8116B122AA	varioPRINT DP Line 115 Base License with Printer Operation Care Set	$ 7,000.00	$ 3,150.00	55.00%	$ 190.07	$ 146.16	$ 102.28	$ 80.48	$ 67.44
8116B123AA	varioPrint DP Line 115 APPE Base License Set with Printer Operation Care	$ 7,700.00	$ 3,465.00	55.00%	$ 209.08	$ 160.78	$ 112.51	$ 88.53	$ 74.19
8116B069AA	External Paper Input Module-D1 Set	$ 10,000.00	$ 5,500.00	45.00%	$ 331.87	$ 255.20	$ 178.59	$ 140.53	$ 117.76
8117B043AA	Covers NO EPIM-D1	$ 120.00	$ 66.00	45.00%	$ 3.98	$ 3.06	$ 2.14	$ 1.69	$ 1.41
8117B002BA	Duo Paper Tray C1	$ 3,900.00	$ 2,145.00	45.00%	$ 129.43	$ 99.53	$ 69.65	$ 54.80	$ 45.92
5388B002AA	Form Assist Module-II	$ 450.00	$ 247.50	45.00%	$ 14.93	$ 11.48	$ 8.04	$ 6.32	$ 5.30
0117C002AB	Staple Finisher-W1 PRO	$ 13,000.00	$ 7,150.00	45.00%	$ 431.43	$ 331.76	$ 232.16	$ 182.68	$ 153.08
0118C002AB	Booklet Finisher-W1 PRO	$ 16,400.00	$ 9,020.00	45.00%	$ 544.27	$ 418.53	$ 292.88	$ 230.46	$ 193.12
5738B002AA	Puncher Unit-BS1 (for Staple Finisher-W1 PRO or Booklet Finisher-W1 PRO)	$ 945.00	$ 519.75	45.00%	$ 31.36	$ 24.12	$ 16.88	$ 13.28	$ 11.13
0965C006AA	High Capacity Stacker-H1 Set	$ 16,500.00	$ 9,075.00	45.00%	$ 547.59	$ 421.08	$ 294.67	$ 231.87	$ 194.30
7168B008BA	HCS End Module Cover	$ 130.00	$ 71.50	45.00%	$ 4.31	$ 3.32	$ 2.32	$ 1.83	$ 1.53
8117B080AA	DFD Adapter and Finisher Bridge-A1	$ 17,865.00	$ 9,825.75	45.00%	$ 592.89	$ 455.91	$ 319.04	$ 251.05	$ 210.37
8117B045AA	Output Tray	$ 1,500.00	$ 825.00	45.00%	$ 49.78	$ 38.28	$ 26.79	$ 21.08	$ 17.66
5418B002AA	Océ PowerLift-A1 (includes 5 pallets)	$ 4,950.00	$ 2,722.50	45.00%	$ 164.28	$ 126.32	$ 88.40	$ 69.56	$ 58.29
0102C006AA	Document Insertion Unit-N1 Set	$ 5,900.00	$ 3,245.00	45.00%	$ 195.80	$ 150.57	$ 105.37	$ 82.91	$ 69.48
0103C001AA	Paper Folding Unit-J1 (for Staple Finisher-X1 or Booklet Finisher-X1)	$ 14,000.00	$ 7,700.00	45.00%	$ 464.62	$ 357.28	$ 250.02	$ 196.74	$ 164.86
0258C005AA	Multi Function Professional Puncher-B1	$ 15,000.00	$ 8,250.00	45.00%	$ 497.81	$ 382.80	$ 267.88	$ 210.79	$ 176.63
3101V220	Color Coil 44-Hole Oval Punch LTR-B1	$ 2,075.00	$ 1,141.25	45.00%	$ 68.86	$ 52.95	$ 37.06	$ 29.16	$ 24.43
0259C004AA	Plastic Comb 19-Hole Punch LTR-B1	$ 1,100.00	$ 605.00	45.00%	$ 36.51	$ 28.07	$ 19.64	$ 15.46	$ 12.95
0259C005AA	Twin Loop 21-Hole Punch LTR-B1	$ 1,100.00	$ 605.00	45.00%	$ 36.51	$ 28.07	$ 19.64	$ 15.46	$ 12.95
0259C006AA	Twin Loop 32-Hole Punch LTR-B1	$ 1,100.00	$ 605.00	45.00%	$ 36.51	$ 28.07	$ 19.64	$ 15.46	$ 12.95
0259C007AA	Color Coil 44-Hole Punch LTR-B1	$ 1,100.00	$ 605.00	45.00%	$ 36.51	$ 28.07	$ 19.64	$ 15.46	$ 12.95
0259C003AA	Velo Bind 11-Hole Punch LTR	$ 1,100.00	$ 605.00	45.00%	$ 36.51	$ 28.07	$ 19.64	$ 15.46	$ 12.95
0259C001AA	Loose Leaf 3-Hole Punch A4/LTR	$ 1,100.00	$ 605.00	45.00%	$ 36.51	$ 28.07	$ 19.64	$ 15.46	$ 12.95
0259C002AA	Loose Leaf 5-Hole Punch LTR	$ 1,100.00	$ 605.00	45.00%	$ 36.51	$ 28.07	$ 19.64	$ 15.46	$ 12.95
0259C018AA	High Durability Plastic Comb 19-Hole Punch LTR	$ 3,000.00	$ 1,650.00	45.00%	$ 99.56	$ 76.56	$ 53.58	$ 42.16	$ 35.33
0259C016AA	High Durability Color Coil 44-Hole Punch LTR-B1	$ 2,800.00	$ 1,540.00	45.00%	$ 92.92	$ 71.46	$ 50.00	$ 39.35	$ 32.97
0259C017AA	High Durability Loose Leaf 3-Hole Punch LTR	$ 2,500.00	$ 1,375.00	45.00%	$ 82.97	$ 63.80	$ 44.65	$ 35.13	$ 29.44
1140C001AA	Booklet Trimmer-F1	$ 11,000.00	$ 6,050.00	45.00%	$ 365.06	$ 280.72	$ 196.44	$ 154.58	$ 129.53
1140C003AA	2-Knife Trimmer And Conveyor Set	$ 47,250.00	$ 25,987.50	45.00%	$ 1,568.09	$ 1,205.82	$ 843.81	$ 663.98	$ 556.39
8117B051AA	Decurler Set Item	$ 6,700.00	$ 3,685.00	45.00%	$ 222.35	$ 170.98	$ 119.65	$ 94.15	$ 78.90
8117B026AA	Bulk Tray Small Format-A1	$ 1,700.00	$ 935.00	45.00%	$ 56.42	$ 43.38	$ 30.36	$ 23.89	$ 20.02
6079B002AA	Copy Control Device-C1	$ 150.00	$ 82.50	45.00%	$ 4.98	$ 3.83	$ 2.68	$ 2.11	$ 1.77
8117B044BA	Operator Attention Light-D1	$ 950.00	$ 522.50	45.00%	$ 31.53	$ 24.24	$ 16.97	$ 13.35	$ 11.19
6082B001AA	Removable HD Kit-C1	$ 250.00	$ 137.50	45.00%	$ 8.30	$ 6.38	$ 4.46	$ 3.51	$ 2.94
6086B002AA	Section 508 2-C1 (Mouse)	$ 35.00	$ 19.25	45.00%	$ 1.16	$ 0.89	$ 0.63	$ 0.49	$ 0.41
1348V057	Convenience Stapler-A1 (White)	$ 360.00	$ 198.00	45.00%	$ 11.95	$ 9.19	$ 6.43	$ 5.06	$ 4.24
6357B003AA	Square Fold Booklet Maker with Two-Knife Trimmer	$ 60,250.00	$ 33,110.00	45.00%	$ 1,997.83	$ 1,536.30	$ 1,075.08	$ 845.96	$ 708.69
8357B004AA	Square Fold Booklet Maker	$ 25,000.00	$ 13,750.00	45.00%	$ 829.68	$ 638.00	$ 446.46	$ 351.31	$ 294.39
8337B002AA	SDD BLM3080C Professional Booklet Maker	$ 30,500.00	$ 16,802.50	45.00%	$ 1,013.86	$ 779.64	$ 545.58	$ 429.30	$ 359.74
8338B001AA	SDD Front Trimmer BLT6989	$ 18,000.00	$ 9,900.00	45.00%	$ 597.37	$ 459.36	$ 321.45	$ 252.95	$ 211.96
8338B006AA	SDD Two-Knife Trimmer STR8702	$ 42,000.00	$ 23,100.00	45.00%	$ 1,393.55	$ 1,071.84	$ 750.06	$ 590.21	$ 494.57
8338B002AA	SDD Square Fold SFM6904	$ 15,500.00	$ 8,525.00	45.00%	$ 514.40	$ 395.56	$ 276.81	$ 217.81	$ 182.52
8338B003AA	SDD Rotator RTM6940	$ 18,000.00	$ 9,900.00	45.00%	$ 597.37	$ 459.36	$ 321.45	$ 252.95	$ 211.96
8338B004AA	SDD Long Beltstacker BST6800	$ 4,500.00	$ 2,475.00	45.00%	$ 149.34	$ 114.84	$ 80.36	$ 63.24	$ 52.99
8338B005AA	SDD Short Beltstacker BST6900	$ 4,500.00	$ 2,475.00	45.00%	$ 149.34	$ 114.84	$ 80.36	$ 63.24	$ 52.99
7168B002BA	DFD Interface Kit-A1	$ 750.00	$ 412.50	45.00%	$ 24.89	$ 19.14	$ 13.39	$ 10.54	$ 8.83
7168B015BA	DFD Path-A1 (H=1002)	$ 700.00	$ 385.00	45.00%	$ 23.23	$ 17.86	$ 12.50	$ 9.84	$ 8.24
8117B078AA	Finisher Bridge Height Kit-1002-A1	$ 500.00	$ 275.00	45.00%	$ 16.59	$ 12.76	$ 8.93	$ 7.03	$ 5.89
2883C016AA	eWire, Packaged Assembly, Canon	$ 39,500.00	$ 21,725.00	45.00%	$ 1,310.89	$ 1,008.04	$ 705.41	$ 555.07	$ 465.13
2883C017AA	DIE, eWire, Rnd	$ 1,000.00	$ 550.00	45.00%	$ 33.19	$ 25.52	$ 17.86	$ 14.05	$ 11.78
2883C018AA	DIE, eWire, Sq	$ 1,000.00	$ 550.00	45.00%	$ 33.19	$ 25.52	$ 17.86	$ 14.05	$ 11.78
2883C001AA	eWire Spool, Element Size 'A', Black, Canon	$ 99.00	$ 84.15	15.00%	$ 5.08	$ 3.90	$ 2.73	$ 2.15	$ 1.80
2883C002AA	eWire Spool, Element Size 'B', Black, Canon	$ 86.00	$ 73.10	15.00%	$ 4.41	$ 3.39	$ 2.37	$ 1.87	$ 1.57
2883C003AA	eWire Spool, Element Size 'C', Black, Canon	$ 80.00	$ 68.00	15.00%	$ 4.10	$ 3.16	$ 2.21	$ 1.74	$ 1.46
2883C004AA	eWire Spool, Element Size 'D', Black, Canon	$ 79.00	$ 67.15	15.00%	$ 4.05	$ 3.12	$ 2.18	$ 1.72	$ 1.44
2883C005AA	eWire Spool, Element Size 'E', Black, Canon	$ 72.00	$ 61.20	15.00%	$ 3.69	$ 2.84	$ 1.99	$ 1.56	$ 1.31
2883C020AA	eWire Spool, Element Size 'F', Black, Canon	$ 70.00	$ 59.50	15.00%	$ 3.59	$ 2.76	$ 1.93	$ 1.52	$ 1.27
2883C006AA	eWire Spool, Element Size 'A', White, Canon	$ 100.00	$ 85.00	15.00%	$ 5.13	$ 3.94	$ 2.76	$ 2.17	$ 1.82
2883C007AA	eWire Spool, Element Size 'B', White, Canon	$ 89.00	$ 75.65	15.00%	$ 4.56	$ 3.51	$ 2.46	$ 1.93	$ 1.62
2883C008AA	eWire Spool, Element Size 'C', White, Canon	$ 80.00	$ 68.00	15.00%	$ 4.10	$ 3.16	$ 2.21	$ 1.74	$ 1.46

NASPO State: Florida

					Straight Lease Monthly Payments				
Item Code	Description	MSRP	Purchase Price	% off MSRP	18 Months	24 Months	36 Months	48 Months	60 Months
2883C009AA	eWire Spool, Element Size 'D', White, Canon	$ 79.00	$ 67.15	15.00%	$ 4.05	$ 3.12	$ 2.18	$ 1.72	$ 1.44
2883C010AA	eWire Spool, Element Size 'E', White, Canon	$ 72.00	$ 61.20	15.00%	$ 3.69	$ 2.84	$ 1.99	$ 1.56	$ 1.31
2883C021AA	eWire Spool, Element Size 'F', White, Canon	$ 70.00	$ 59.50	15.00%	$ 3.59	$ 2.76	$ 1.93	$ 1.52	$ 1.27
2883C011AA	eWire Spool, Element Size 'A', Silver, Canon	$ 99.00	$ 84.15	15.00%	$ 5.08	$ 3.90	$ 2.73	$ 2.15	$ 1.80
2883C012AA	eWire Spool, Element Size 'B', Silver, Canon	$ 86.00	$ 73.10	15.00%	$ 4.41	$ 3.39	$ 2.37	$ 1.87	$ 1.57
2883C013AA	eWire Spool, Element Size 'C', Silver, Canon	$ 80.00	$ 68.00	15.00%	$ 4.10	$ 3.16	$ 2.21	$ 1.74	$ 1.46
2883C014AA	eWire Spool, Element Size 'D', Silver, Canon	$ 79.00	$ 67.15	15.00%	$ 4.05	$ 3.12	$ 2.18	$ 1.72	$ 1.44
2883C015AA	eWire Spool, Element Size 'E', Silver, Canon	$ 72.00	$ 61.20	15.00%	$ 3.69	$ 2.84	$ 1.99	$ 1.56	$ 1.31
2883C022AA	eWire Spool, Element Size 'F', Silver, Canon	$ 70.00	$ 59.50	15.00%	$ 3.59	$ 2.76	$ 1.93	$ 1.52	$ 1.27
3057V761	Plockmatic BLM35 Booklet Maker Set	$ 20,650.00	$ 11,027.50	45.00%	$ 665.40	$ 511.68	$ 358.08	$ 281.75	$ 236.10
3057V762	BLM50 Upgrade Kit	$ 16,800.00	$ 9,240.00	45.00%	$ 557.54	$ 428.74	$ 300.02	$ 236.08	$ 197.83
3057V765	CF50 Cover Feeder Module	$ 5,500.00	$ 3,025.00	45.00%	$ 182.53	$ 140.36	$ 98.22	$ 77.29	$ 64.77
3057V763	FTR50 Trimmer Module	$ 13,600.00	$ 7,480.00	45.00%	$ 451.34	$ 347.07	$ 242.88	$ 191.11	$ 160.15
3057V764	BF50 Book (Square) Fold Module	$ 13,000.00	$ 7,150.00	45.00%	$ 431.43	$ 331.76	$ 232.16	$ 182.68	$ 153.08
3057V787	BST4000-1 Belt Stacker Module	$ 6,000.00	$ 3,300.00	45.00%	$ 199.12	$ 153.12	$ 107.15	$ 84.32	$ 70.65
3263V632	SDD Rotator RTM3550	$ 18,000.00	$ 9,900.00	45.00%	$ 597.37	$ 459.36	$ 321.45	$ 252.95	$ 211.96
7168B002BA	DFD Interface Kit-A1	$ 750.00	$ 412.50	45.00%	$ 24.89	$ 19.14	$ 13.39	$ 10.54	$ 8.83
7168B016BA	DFD PATH-B1(H=860)	$ 700.00	$ 385.00	45.00%	$ 23.23	$ 17.86	$ 12.50	$ 9.84	$ 8.24
2329V877	Ring Binder MB-1000C Set	$ 26,000.00	$ 14,300.00	45.00%	$ 862.86	$ 663.52	$ 464.32	$ 365.37	$ 306.16
2329V882	Ring Cartridge MB-1000C	$ 340.00	$ 187.00	45.00%	$ 11.28	$ 8.68	$ 6.07	$ 4.78	$ 4.00
2332V554	Ring Opener MB-1000C	$ 65.00	$ 35.75	45.00%	$ 2.16	$ 1.66	$ 1.16	$ 0.91	$ 0.77
9713B004AA	Pedestal & Ramp Set	$ 1,050.00	$ 577.50	45.00%	$ 34.85	$ 26.80	$ 18.75	$ 14.76	$ 12.36
9713B006AA	3 Pedestals & Ramp Set	$ 2,450.00	$ 1,347.50	45.00%	$ 81.31	$ 62.52	$ 43.75	$ 34.43	$ 28.85
9713B009AA	4 Pedestals & Ramp Set	$ 3,000.00	$ 1,650.00	45.00%	$ 99.56	$ 76.56	$ 53.58	$ 42.16	$ 35.33
7168B002BA	DFD Interface Kit-A1	$ 750.00	$ 412.50	45.00%	$ 24.89	$ 19.14	$ 13.39	$ 10.54	$ 8.83
7168B016BA	DFD PATH-B1(H=860)	$ 700.00	$ 385.00	45.00%	$ 23.23	$ 17.86	$ 12.50	$ 9.84	$ 8.24
5868B001AA	DocBox-C1	$ 1,500.00	$ 1,200.00	20.00%	$ 72.41	$ 55.68	$ 38.96	$ 30.66	$ 25.69
5870B001AA	Color scan to file/e-mail-C1	$ 450.00	$ 360.00	20.00%	$ 21.72	$ 16.70	$ 11.69	$ 9.20	$ 7.71
5873B001AA	Multiple Queue-C1	$ 700.00	$ 560.00	20.00%	$ 33.79	$ 25.98	$ 18.18	$ 14.31	$ 11.99
5874B001AA	Streaming-C1	$ 3,000.00	$ 2,400.00	20.00%	$ 144.82	$ 111.36	$ 77.93	$ 61.32	$ 51.38
5877B001AA	Accounting-C1	$ 450.00	$ 360.00	20.00%	$ 21.72	$ 16.70	$ 11.69	$ 9.20	$ 7.71
5878B001AA	E-shredding-C1	$ 970.00	$ 776.00	20.00%	$ 46.82	$ 36.01	$ 25.20	$ 19.83	$ 16.61
5876B001AA	DP Link-C1	$ 3,000.00	$ 2,400.00	20.00%	$ 144.82	$ 111.36	$ 77.93	$ 61.32	$ 51.38
5880B001AA	KDK Link-C1	$ 3,000.00	$ 2,400.00	20.00%	$ 144.82	$ 111.36	$ 77.93	$ 61.32	$ 51.38
5883B001AA	Microsoft XPS Standard Speed-C1	$ 700.00	$ 560.00	20.00%	$ 33.79	$ 25.98	$ 18.18	$ 14.31	$ 11.99
5886B001AA	Microsoft XPS High Speed-C1	$ 1,100.00	$ 880.00	20.00%	$ 53.10	$ 40.83	$ 28.57	$ 22.48	$ 18.84
5887B001AA	Chinese Smpl PS3 Fonts-C1	$ 600.00	$ 480.00	20.00%	$ 28.96	$ 22.27	$ 15.59	$ 12.26	$ 10.28
5888B001AA	Chinese Trad PS3 Fonts-C1	$ 600.00	$ 480.00	20.00%	$ 28.96	$ 22.27	$ 15.59	$ 12.26	$ 10.28
5889B001AA	Japanese PS3 Fonts-C1	$ 2,600.00	$ 2,080.00	20.00%	$ 125.51	$ 96.51	$ 67.54	$ 53.14	$ 44.53
5890B001AA	Korean PS3 Fonts-C1	$ 600.00	$ 480.00	20.00%	$ 28.96	$ 22.27	$ 15.59	$ 12.26	$ 10.28
5885B001AA	Postscript 3/PDF High Speed-C1	$ 2,500.00	$ 2,000.00	20.00%	$ 120.68	$ 92.80	$ 64.94	$ 51.10	$ 42.82
8539B007AA	Integrity Checker-E1	$ 850.00	$ 680.00	20.00%	$ 41.03	$ 31.55	$ 22.08	$ 17.37	$ 14.56
8539B006AA	PPML-E1	$ 1,100.00	$ 880.00	20.00%	$ 53.10	$ 40.83	$ 28.57	$ 22.48	$ 18.84
8539B023AA	PRISMAlytics Dashboard vPDP line	$ -	$ -	0.00%	$ -	$ -	$ -	$ -	$ -
4610C001AA	PRISMAsync Remote Match	$ -	$ -	0.00%	$ -	$ -	$ -	$ -	$ -
8539B038AA	varioPRINT DP W10 LTSC Upgrade	$ 1,000.00	$ 800.00	20.00%	$ 48.27	$ 37.12	$ 25.98	$ 20.44	$ 17.13
8539B016AA	PRISMAsync 5 Upgrade VP135 Series	$ 1,000.00	$ 800.00	20.00%	$ 48.27	$ 37.12	$ 25.98	$ 20.44	$ 17.13
6072B001AA	Remote Services-C1	$ -	$ -	0.00%	$ -	$ -	$ -	$ -	$ -
8117B025AA	POC Kit-B1	$ 125.00	$ 106.25	15.00%	$ 6.41	$ 4.93	$ 3.45	$ 2.71	$ 2.27
6101AU79AA	ESP NEXT GEN PCS POWER FILTER (208V/20A) XG-PCS-20820D	$ 287.11	$ 157.91	45.00%	$ 9.53	$ 7.33	$ 5.13	$ 4.03	$ 3.38
6101AU81AA	DIGITAL QC 208/20 NETWORK POWER FILTER	$ 253.00	$ 139.15	45.00%	$ 8.40	$ 6.46	$ 4.52	$ 3.56	$ 2.98
5007B009AA	Dealer supplied Hard Disk Drive Replacement Service- on demand (to be purchased any time)	$ 538.00	$ 350.00	34.94%	N/A	N/A	N/A	N/A	N/A
5007B010AA	Dealer supplied Hard Disk Drive Replacement Service- lease (to be purchased at the time of ordering new equipment)	$ 538.00	$ 350.00	34.94%	$ 21.12	$ 16.24	$ 11.36	$ 8.94	$ 7.49
6138B453AA	Dealer supplied Hard Disk Drive Erase Service- on demand (to be purchased any time)	$ 654.00	$ 425.00	35.02%	N/A	N/A	N/A	N/A	N/A
6138B454AA	Dealer supplied Hard Disk Drive Erase Service- lease (to be purchased at the time of ordering new equipment)	$ 654.00	$ 425.00	35.02%	$ 25.64	$ 19.72	$ 13.80	$ 10.86	$ 9.10
6138B065AA	Supplemental Accessory Install, Per Incident.	$ 398.00	$ 200.00	35.06%	N/A	N/A	N/A	N/A	N/A
6138B009AA	Dealer provided training	$ 1,904.00	$ 1,904.00	0.00%	N/A	N/A	N/A	N/A	N/A
1007B001AA	Staple-N1(For Finisher-AK1, Saddle Finisher-AK2)	$ 189.00	$ 160.65	15.08%	N/A	N/A	N/A	N/A	N/A
1008B001AA	Staple-P1 (For Saddle Finisher-AK2 and Convenience Stapler-A1)	$ 68.00	$ 57.80	15.00%	N/A	N/A	N/A	N/A	N/A
2329V881	Ring Supply White 100 MB-1000C	$ 330.00	$ 280.50	15.00%	N/A	N/A	N/A	N/A	N/A
2786V370	Ring Supply Black 50-2 MB-1000C	$ 270.00	$ 229.50	15.08%	N/A	N/A	N/A	N/A	N/A
2786V371	Ring Supply White 50-2 MB-1000C	$ 270.00	$ 229.50	15.00%	N/A	N/A	N/A	N/A	N/A
2786V372	Ring Supply Black 100-2 MB-1000C	$ 265.00	$ 225.25	15.00%	N/A	N/A	N/A	N/A	N/A
2786V373	Ring Supply White 100-2 MB-1000C	$ 265.00	$ 225.25	15.00%	N/A	N/A	N/A	N/A	N/A
8117B025AA	POC Kit-B1	$ 125.00	$ 106.25	15.00%	N/A	N/A	N/A	N/A	N/A
2765V303	Staple Cassettes for BLM300C	$ 60.00	$ 51.00	15.00%	N/A	N/A	N/A	N/A	N/A
	Toner								
6117B005AA	VarioPrint DP-LINE Toner	$ 97.00	$ 82.45	15.00%	N/A	N/A	N/A	N/A	N/A
	Service Plans: Canon VarioPrint DP Line 115 APPE/ 115								
	BW Zero Base - Includes OEM toner, parts, labor (no staples)		$ 0.0043						
	BW Zero Base - Parts and labor only (no supplies)		$ 0.0270						
	BW Zero Base - 11 x 17" impressions (counts as 2 clicks) Includes OEM toner, parts, labor (no staples)		$ 0.0041						
	Flat Rate Fee - Parts and labor only (no supplies)		$ 4,590.00						
	Optional Service Plans Copies Included Pricing Canon VarioPrint DP Line 115 APPE/ 115								
	Option #1 Included Number of BW Clicks per Month		100,000						
	Option #1 Monthly Base Charge - Includes OEM toner, parts, labor (no staples)		$ 420.00						
	Option #1 Overage Rate BW - Includes OEM toner, parts, labor (no staples)		$ 0.0042						
	Option #2 Included Number of BW Clicks per Month		150,000						
	Option #2 Monthly Base Charge - Includes OEM toner, parts, labor (no staples)		$ 645.00						
	Option #2 Overage Rate BW - Includes OEM toner, parts, labor (no staples)		$ 0.0041						
	Option #3 Included Number of BW Clicks per Month		300,000						
	Option #3 Monthly Base Charge - Includes OEM toner, parts, labor (no staples)		$ 1,230.00						
	Option #3 Overage Rate BW - Includes OEM toner, parts, labor (no staples)		$ 0.0040						
	Service Plans Canon VarioPrint DP Line 130								
	BW Zero Base - Includes OEM toner, parts, labor (no staples)		$ 0.0043						
	BW Zero Base - Parts and labor only (no supplies)		$ 0.0270						
	BW Zero Base - 11 x 17" impressions (counts as 2 clicks) Includes OEM toner, parts, labor (no staples)		$ 0.0041						
	Flat Rate Fee - Parts and labor only (no supplies)		$ 5,490.00						
	Optional Service Plans Copies Included Pricing Canon VarioPrint DP Line 130								
	Option #1 Included Number of BW Clicks per Month		100,000						
	Option #1 Monthly Base Charge - Includes OEM toner, parts, labor (no staples)		$ 420.00						
	Option #1 Overage Rate BW - Includes OEM toner, parts, labor (no staples)		$ 0.0042						
	Option #2 Included Number of BW Clicks per Month		150,000						
	Option #2 Monthly Base Charge - Includes OEM toner, parts, labor (no staples)		$ 645.00						
	Option #2 Overage Rate BW - Includes OEM toner, parts, labor (no staples)		$ 0.0041						
	Option #3 Included Number of BW Clicks per Month		300,000						
	Option #3 Monthly Base Charge - Includes OEM toner, parts, labor (no staples)		$ 1,230.00						
	Option #3 Overage Rate BW - Includes OEM toner, parts, labor (no staples)		$ 0.0040						
	Service Plans Canon VarioPrint DP Line 140								
	BW Zero Base - Includes OEM toner, parts, labor (no staples)		$ 0.0043						
	BW Zero Base - Parts and labor only (no supplies)		$ 0.0270						
	BW Zero Base - 11 x 17" impressions (counts as 2 clicks) Includes OEM toner, parts, labor (no staples)		$ 0.0041						
	Flat Rate Fee - Parts and labor only (no supplies)		$ 5,940.00						
	Optional Service Plans Copies Included Pricing Canon VarioPrint DP Line 140								
	Option #1 Included Number of BW Clicks per Month		100,000						
	Option #1 Monthly Base Charge - Includes OEM toner, parts, labor (no staples)		$ 420.00						
	Option #1 Overage Rate BW - Includes OEM toner, parts, labor (no staples)		$ 0.0042						
	Option #2 Included Number of BW Clicks per Month		150,000						
	Option #2 Monthly Base Charge - Includes OEM toner, parts, labor (no staples)		$ 645.00						
	Option #2 Overage Rate BW - Includes OEM toner, parts, labor (no staples)		$ 0.0041						
	Option #3 Included Number of BW Clicks per Month		300,000						

NASPO State: Florida

Item Code	Description	MSRP	Purchase Price	% off MSRP	Straight Lease Monthly Payments				
					18 Months	24 Months	36 Months	48 Months	60 Months
	Option #3 Monthly Base Charge - includes OEM toner, parts, labor (no staples)		$ 1,230.00						
	Option #3 Overage Rate BW - Includes OEM toner, parts, labor (no staples)		$ 0.0040						
VarioPrint 6138 TITAN (The following two items must be purchased)									
4644C004AA	VarioPrint 6000 TITAN Base Model Set	$ 119,700.00	$ 53,865.00	55.00%	$ 3,250.21	$ 2,499.34	$ 1,749.00	$ 1,376.25	$ 1,153.25
2582C038AA	VarioPrint 6180 Base License Set	$ 37,900.00	$ 17,055.00	55.00%	$ 1,029.10	$ 791.35	$ 553.78	$ 435.76	$ 365.15
VarioPrint 6228 TITAN (The following two items must be purchased)									
4644C004AA	VarioPrint 6000 TITAN Base Model Set	$ 119,700.00	$ 53,865.00	55.00%	$ 3,250.21	$ 2,499.34	$ 1,749.00	$ 1,376.25	$ 1,153.25
2582C039AA	VarioPrint 6220 Base License Set	$ 82,900.00	$ 37,305.00	55.00%	$ 2,250.98	$ 1,730.95	$ 1,211.29	$ 953.14	$ 798.70
VarioPrint 6270 TITAN (The following two items must be purchased)									
4644C004AA	VarioPrint 6000 TITAN Base Model Set	$ 119,700.00	$ 53,865.00	55.00%	$ 3,250.21	$ 2,499.34	$ 1,749.00	$ 1,376.25	$ 1,153.25
2582C040AA	VarioPrint 6270 Base License Set	$ 127,900.00	$ 57,555.00	55.00%	$ 3,472.87	$ 2,670.55	$ 1,868.81	$ 1,470.53	$ 1,232.25
VarioPrint 6330 TITAN (The following two items must be purchased)									
4644C004AA	VarioPrint 6000 TITAN Base Model Set	$ 119,700.00	$ 53,865.00	55.00%	$ 3,250.21	$ 2,499.34	$ 1,749.00	$ 1,376.25	$ 1,153.25
2582C041AA	VarioPrint 6330 Base License Set	$ 213,000.00	$ 95,850.00	55.00%	$ 5,783.59	$ 4,447.44	$ 3,112.25	$ 2,448.97	$ 2,052.15
VarioPrint 6138 TP TITAN (The following two items must be purchased)									
4644C006AA	VarioPrint 6000 TP TITAN Base Model Set	$ 154,700.00	$ 69,615.00	55.00%	$ 4,200.57	$ 3,230.14	$ 2,260.40	$ 1,778.66	$ 1,490.46
2582C042AA	VarioPrint 6180 TP Base License Set	$ 37,900.00	$ 17,055.00	55.00%	$ 1,029.10	$ 791.35	$ 553.78	$ 435.76	$ 365.15
VarioPrint 6228 TP TITAN (The following two items must be purchased)									
4644C006AA	VarioPrint 6000 TP TITAN Base Model Set	$ 154,700.00	$ 69,615.00	55.00%	$ 4,200.57	$ 3,230.14	$ 2,260.40	$ 1,778.66	$ 1,490.46
2582C043AA	VarioPrint 6220 TP Base License Set	$ 82,900.00	$ 37,305.00	55.00%	$ 2,250.98	$ 1,730.95	$ 1,211.29	$ 953.14	$ 798.70
VarioPrint 6270 TP TITAN (The following two items must be purchased)									
4644C006AA	VarioPrint 6000 TP TITAN Base Model Set	$ 154,700.00	$ 69,615.00	55.00%	$ 4,200.57	$ 3,230.14	$ 2,260.40	$ 1,778.66	$ 1,490.46
2582C044AA	VarioPrint 6270 TP Base License Set	$ 127,900.00	$ 57,555.00	55.00%	$ 3,472.87	$ 2,670.55	$ 1,868.81	$ 1,470.53	$ 1,232.25
VarioPrint 6330 TP TITAN (The following two items must be purchased)									
4644C006AA	VarioPrint 6000 TP TITAN Base Model Set	$ 154,700.00	$ 69,615.00	55.00%	$ 4,200.57	$ 3,230.14	$ 2,260.40	$ 1,778.66	$ 1,490.46
2582C045AA	VarioPrint 6330 TP Base License Set	$ 213,000.00	$ 95,850.00	55.00%	$ 5,783.59	$ 4,447.44	$ 3,112.25	$ 2,448.97	$ 2,052.15
VarioPrint 6138 MICR TITAN (The following two items must be purchased)									
4646C004AA	VarioPrint 6000 MICR TITAN Base Model Set	$ 168,400.00	$ 75,780.00	55.00%	$ 4,572.57	$ 3,516.19	$ 2,460.58	$ 1,936.18	$ 1,622.45
2582C046AA	VarioPrint 6180 MICR Base License Set	$ 32,000.00	$ 14,400.00	55.00%	$ 868.90	$ 668.16	$ 467.57	$ 367.92	$ 308.30
VarioPrint 6228 MICR TITAN (The following two items must be purchased)									
4646C004AA	VarioPrint 6000 MICR TITAN Base Model Set	$ 168,400.00	$ 75,780.00	55.00%	$ 4,572.57	$ 3,516.19	$ 2,460.58	$ 1,936.18	$ 1,622.45
2582C047AA	VarioPrint 6220 MICR Base License Set	$ 77,000.00	$ 34,650.00	55.00%	$ 2,090.78	$ 1,607.76	$ 1,125.09	$ 885.31	$ 741.86
VarioPrint 6270 MICR TITAN (The following two items must be purchased)									
4646C004AA	VarioPrint 6000 MICR TITAN Base Model Set	$ 168,400.00	$ 75,780.00	55.00%	$ 4,572.57	$ 3,516.19	$ 2,460.58	$ 1,936.18	$ 1,622.45
2582C048AA	VarioPrint 6270 MICR Base License Set	$ 122,000.00	$ 54,900.00	55.00%	$ 3,312.87	$ 2,547.36	$ 1,782.60	$ 1,402.70	$ 1,175.41
2429C010AA	Paper Input Module Standard-B1	$ 25,000.00	$ 13,750.00	45.00%	$ 829.68	$ 638.00	$ 446.46	$ 351.31	$ 294.39
2429C013AA	Paper Input Module Flex-A1	$ 31,300.00	$ 17,215.00	45.00%	$ 1,038.75	$ 798.78	$ 558.97	$ 439.84	$ 368.57
2429C015AA	High Capacity Stacker 2.1 with Top Cover-B2	$ 17,900.00	$ 9,845.00	45.00%	$ 594.05	$ 456.81	$ 319.67	$ 251.54	$ 210.78
2429C024AA	High Capacity Stacker 2.1 with Set Finisher-B2	$ 27,000.00	$ 14,850.00	45.00%	$ 896.05	$ 689.04	$ 482.18	$ 379.42	$ 317.94
6913B001AA	Staple Cartridge S2S (3 x 5000) for Set Finisher (100 sheets)	$ 255.00	$ 216.75	15.00%	$ 13.08	$ 10.06	$ 7.04	$ 5.54	$ 4.64
6914B001AA	FIO010 Staple Cartridge S3T (3x5000) for Set Finisher (50 sheets)	$ 255.00	$ 216.75	15.00%	$ 13.08	$ 10.06	$ 7.04	$ 5.54	$ 4.64
8221B009AA	208/240VAC, 3-Phase, 30A (Receptacle:L15-30R)	$ 150.00	$ 82.50	45.00%	$ 4.98	$ 3.83	$ 2.68	$ 2.11	$ 1.77
8221B012AA	208/240VAC, Single Phase, 50A (Receptacle:14-50R)	$ 260.00	$ 143.00	45.00%	$ 8.63	$ 6.64	$ 4.64	$ 3.65	$ 3.06
2429C011AA	Paper Input Module Optional-B1	$ 25,000.00	$ 13,750.00	45.00%	$ 829.68	$ 638.00	$ 446.46	$ 351.31	$ 294.39
2429C013AA	Paper Input Module Flex-A1	$ 31,300.00	$ 17,215.00	45.00%	$ 1,038.75	$ 798.78	$ 558.97	$ 439.84	$ 368.57
8117B002BA	Duo Paper Tray C1	$ 3,900.00	$ 2,145.00	45.00%	$ 129.43	$ 99.53	$ 69.65	$ 54.80	$ 45.92
5389B001AA	Statement Size (7" x 10") for Paper Input Module A1	$ 750.00	$ 412.50	45.00%	$ 24.89	$ 19.14	$ 13.39	$ 10.54	$ 8.83
5388B002AA	Form Assist Module II	$ 450.00	$ 247.50	45.00%	$ 14.93	$ 11.48	$ 8.04	$ 6.32	$ 5.30
2429C022AA	Additional High Capacity Stacker with Top Cover-B2	$ 17,900.00	$ 9,845.00	45.00%	$ 594.05	$ 456.81	$ 319.67	$ 251.54	$ 210.78
2429C004AA	iCMU-B1	$ 7,500.00	$ 4,125.00	45.00%	$ 248.90	$ 191.40	$ 133.94	$ 105.39	$ 88.32
2429C019AA	Light Weight Media Kit-A1	$ 23,000.00	$ 12,650.00	45.00%	$ 763.30	$ 586.96	$ 410.75	$ 323.21	$ 270.84
2429C008AA	Media Enhancement Module	$ 19,000.00	$ 10,450.00	45.00%	$ 630.55	$ 484.88	$ 339.31	$ 267.00	$ 223.73
5414B001AA	DFD2 at IHCS for Online Finishing	$ 400.00	$ 220.00	45.00%	$ 13.27	$ 10.21	$ 7.14	$ 5.62	$ 4.71
5416B001AA	R-sided docking at IHCS	$ 90.00	$ 49.50	45.00%	$ 2.99	$ 2.30	$ 1.61	$ 1.26	$ 1.06
2429C020AA	Lower Output Tray for IHCS	$ 2,000.00	$ 1,100.00	45.00%	$ 66.37	$ 51.04	$ 35.72	$ 28.11	$ 23.55
5418B002AA	Océ PowerLift-A1 (includes 5 pallets)	$ 4,950.00	$ 2,722.50	45.00%	$ 164.28	$ 126.32	$ 88.40	$ 69.56	$ 58.29
5461B001AA	Additional Pallets for Powerlift (5 pallets)	$ 100.00	$ 55.00	45.00%	$ 3.32	$ 2.55	$ 1.79	$ 1.41	$ 1.18
5403B001AA	Copy Control Interface	$ 495.00	$ 272.25	45.00%	$ 16.43	$ 12.63	$ 8.84	$ 6.96	$ 5.83
2429C002AA	Controller Locker Cabinet-B1	$ 500.00	$ 275.00	45.00%	$ 16.59	$ 12.76	$ 8.93	$ 7.03	$ 5.89
8221B008AA	Aluminum Floor Protection (6 x 980 x 748 mm)	$ 250.00	$ 137.50	45.00%	$ 8.30	$ 6.38	$ 4.46	$ 3.51	$ 2.94
5401B001AA	E-shredding	$ 430.00	$ 344.00	20.00%	$ 20.76	$ 15.96	$ 11.17	$ 8.79	$ 7.37
9115B013AA	Integrity Checker-D1	$ 850.01	$ 680.00	20.00%	$ 41.03	$ 31.55	$ 22.08	$ 17.37	$ 14.56
5409B001AA	IPDS	$ 8,000.00	$ 6,400.00	20.00%	$ 386.18	$ 296.96	$ 207.81	$ 163.52	$ 137.02
9115B011AA	ADOBE PDF FOR IPDS-E1	$ 1,000.00	$ 800.00	20.00%	$ 48.27	$ 37.12	$ 25.98	$ 20.44	$ 17.13
9115B009AA	PCL6 SRA	$ 6,500.00	$ 5,200.00	20.00%	$ 313.77	$ 241.28	$ 168.84	$ 132.86	$ 111.33
5407B001AA	DP Link	$ 3,000.00	$ 2,400.00	20.00%	$ 144.82	$ 111.36	$ 77.93	$ 61.32	$ 51.38
5408B001AA	KDK Link	$ 3,000.00	$ 2,400.00	20.00%	$ 144.82	$ 111.36	$ 77.93	$ 61.32	$ 51.38
9115B014AA	PPML-D1	$ 1,100.00	$ 880.00	20.00%	$ 53.10	$ 40.83	$ 28.57	$ 22.48	$ 18.84
5489B001AA	Fontset Simplified Chinese	$ 415.00	$ 332.00	20.00%	$ 20.03	$ 15.40	$ 10.78	$ 8.48	$ 7.11
5489B002AA	Fontset Traditional Chinese	$ 415.00	$ 332.00	20.00%	$ 20.03	$ 15.40	$ 10.78	$ 8.48	$ 7.11
5489B003AA	Fontset Japanese	$ 2,080.00	$ 1,664.00	20.00%	$ 100.41	$ 77.21	$ 54.03	$ 42.52	$ 35.63
5489B004AA	Fontset Korean	$ 415.00	$ 332.00	20.00%	$ 20.03	$ 15.40	$ 10.78	$ 8.48	$ 7.11
9115B003AA	Extended KOM VP6000-A1	$ -	$ -	0.00%	$ -	$ -	$ -	$ -	$ -
2583C017AA	DocBox for the VarioPrint 6000 Series	$ 950.00	$ 522.50	45.00%	$ 31.53	$ 24.24	$ 16.97	$ 13.35	$ 11.19
4610C002AA	PRISMAsync Remote Match	$ -	$ -	0.00%	$ -	$ -	$ -	$ -	$ -
2582C026AA	VP6000 W10 LTSC Upgrade	$ 1,000.00	$ 550.00	45.00%	$ 33.19	$ 25.52	$ 17.86	$ 14.05	$ 11.78
2583C004AA	Speed Upgrade from VP6180 to VP6220	$ 58,300.00	$ 32,065.00	45.00%	$ 1,934.80	$ 1,487.82	$ 1,041.15	$ 819.26	$ 686.51
2583C005AA	Speed Upgrade from VP6220 to VP6270	$ 55,000.00	$ 30,250.00	45.00%	$ 1,825.29	$ 1,403.60	$ 982.22	$ 772.89	$ 647.65
2583C006AA	Speed Upgrade from VP6270 to VP6330	$ 85,100.00	$ 46,805.00	45.00%	$ 2,824.21	$ 2,171.75	$ 1,519.76	$ 1,195.87	$ 1,002.10
2583C008AA	Temporary Speed Upgrade from VP6180/VP6220 to VP6270 (30 days)	$ 3,300.00	$ 1,815.00	45.00%	$ 109.52	$ 84.22	$ 58.93	$ 46.37	$ 38.86
2583C009AA	Temporary Speed Upgrade from VP6180/6220/6270 to VP6330 (30 days)	$ 5,000.00	$ 2,750.00	45.00%	$ 165.94	$ 127.60	$ 89.29	$ 70.26	$ 58.88
5432B002AA	DFS30-N (letter, 120VAC/60Hz)	$ 27,000.00	$ 14,850.00	45.00%	$ 896.05	$ 689.04	$ 482.18	$ 379.42	$ 317.94
3692V438	SDD BLM6200 with Starter Kit	$ 25,125.00	$ 13,818.75	45.00%	$ 833.82	$ 641.19	$ 448.69	$ 353.07	$ 295.86
5428B004AA	Rotator Transport Module For Booklet Maker BLM200	$ 15,500.00	$ 8,525.00	45.00%	$ 514.40	$ 395.56	$ 276.81	$ 217.81	$ 182.52
3692V440	BLM6200 Face Trimmer	$ 13,000.00	$ 7,150.00	45.00%	$ 431.43	$ 331.76	$ 232.16	$ 182.68	$ 153.08
5430B001AA	Square Spine Module	$ 12,240.00	$ 6,732.00	45.00%	$ 406.21	$ 312.36	$ 218.59	$ 172.01	$ 144.13
3858V479	Powerstacker	$ 6,580.00	$ 3,608.00	45.00%	$ 217.71	$ 167.41	$ 117.15	$ 92.18	$ 77.25
7621B333AA	Staple Cartridge (5000/CTR) for BLM200	$ 39.00	$ 33.15	15.00%	$ 2.00	$ 1.54	$ 1.08	$ 0.85	$ 0.71
3166B066AA	Plockmatic BLM550+ Booklet Maker Set	$ 80,000.00	$ 44,000.00	45.00%	$ 2,654.96	$ 2,041.60	$ 1,428.68	$ 1,124.20	$ 942.04
3660V553	BLM5X0 Book Stacker-B1	$ 17,650.00	$ 9,707.50	45.00%	$ 586.75	$ 450.43	$ 315.20	$ 248.03	$ 207.84
3166B071AA	P2T 2-Knife Trimmer for BLM550+ series	$ 59,000.00	$ 32,450.00	45.00%	$ 1,958.03	$ 1,505.68	$ 1,053.65	$ 829.10	$ 694.75
3686V556	Configuration Kit (P2T & PBS configuration)	$ 250.00	$ 137.50	45.00%	$ 8.30	$ 6.38	$ 4.46	$ 3.51	$ 2.94
3666V555	GUI Pivot Arm Kit for BLM550+ (P2T & PBS configuration)	$ 2,250.00	$ 1,237.50	45.00%	$ 74.67	$ 57.42	$ 40.18	$ 31.62	$ 26.49
7603BD33AA	Trimming Conveyor (P2T & PBS configuration)	$ 1,450.00	$ 797.50	45.00%	$ 48.12	$ 37.00	$ 25.89	$ 20.38	$ 17.07
5457B001AA	Stitcher Wire S33 for BLM550	$ 508.00	$ 279.40	45.00%	$ 16.86	$ 12.96	$ 9.07	$ 7.14	$ 5.98
7160B029AA	BLM6300 Booklet Maker	$ 52,080.00	$ 28,644.00	45.00%	$ 1,728.38	$ 1,329.08	$ 930.07	$ 731.85	$ 613.27
7621B136AA	BLM6300 Belt Stacker (Long)	$ 4,500.00	$ 2,475.00	45.00%	$ 149.34	$ 114.84	$ 80.36	$ 63.24	$ 52.99
7621B335AA	BLM6300 Belt Stacker (Short)	$ 4,500.00	$ 2,475.00	45.00%	$ 149.34	$ 114.84	$ 80.36	$ 63.24	$ 52.99
7621B140AA	Rotator Transport Module Booklet Maker BLM6300	$ 18,437.00	$ 10,140.35	45.00%	$ 611.87	$ 470.51	$ 329.26	$ 259.09	$ 217.10
7621B137AA	Booklet Trimmer	$ 21,491.00	$ 11,820.05	45.00%	$ 713.22	$ 548.45	$ 383.80	$ 302.00	$ 253.07
7621B139AA	Squarefold Module	$ 13,485.00	$ 7,416.75	45.00%	$ 447.53	$ 344.14	$ 240.82	$ 189.50	$ 158.79
7621B244AA	Stitcher Wire K135,5 for BLM6300	$ 129.00	$ 70.95	45.00%	$ 4.28	$ 3.29	$ 2.30	$ 1.81	$ 1.52
7621B108AA	GBC Power Punch	$ 49,820.00	$ 27,401.00	45.00%	$ 1,653.38	$ 1,271.41	$ 889.71	$ 700.10	$ 586.66
7168B010AA	Stacker	$ 15,900.00	$ 8,745.00	45.00%	$ 527.67	$ 405.77	$ 283.95	$ 223.43	$ 187.23
7621B151AA	WireBind Die for PowerPunch - 32 Hole Square (3:1)	$ 3,045.00	$ 1,674.75	45.00%	$ 101.05	$ 77.71	$ 54.38	$ 42.79	$ 35.86
7621B161AA	WireBind Die for PowerPunch - 32 Hole Round (3:1)	$ 3,045.00	$ 1,674.75	45.00%	$ 101.05	$ 77.71	$ 54.38	$ 42.79	$ 35.86
7621B152AA	WireBind Die for PowerPunch - 23 Hole Square (2:1)	$ 2,888.00	$ 1,588.40	45.00%	$ 95.84	$ 73.70	$ 51.58	$ 40.58	$ 34.01
7621B158AA	WireBind Die for PowerPunch - 23 Hole Round (2:1)	$ 2,888.00	$ 1,588.40	45.00%	$ 95.84	$ 73.70	$ 51.58	$ 40.58	$ 34.01
7621B160AA	CombBind Die for PowerPunch - 19 Hole Rectangular	$ 2,888.00	$ 1,588.40	45.00%	$ 95.84	$ 73.70	$ 51.58	$ 40.58	$ 34.01
7621B155AA	CombBind Die for PowerPunch - 19 Hole Oversized Rectangular	$ 3,045.00	$ 1,674.75	45.00%	$ 101.05	$ 77.71	$ 54.38	$ 42.79	$ 35.86
7621B159AA	ColorCoil Die for PowerPunch - 44 Hole Round (4:1)	$ 2,888.00	$ 1,588.40	45.00%	$ 95.84	$ 73.70	$ 51.58	$ 40.58	$ 34.01
7621B160AA	ColorCoil Die for PowerPunch - 44 Hole Oversized Oval (4:1)	$ 3,938.00	$ 2,165.90	45.00%	$ 130.69	$ 100.50	$ 70.33	$ 55.34	$ 46.37
7621B156AA	ColorCoil Die for PowerPunch - 55 Hole Round (5:1)	$ 3,045.00	$ 1,674.75	45.00%	$ 101.05	$ 77.71	$ 54.38	$ 42.79	$ 35.86
7621B153AA	LooseLeaf Die for PowerPunch - 3-5-7 Hole Round (LTR)	$ 2,048.00	$ 1,126.40	45.00%	$ 67.97	$ 52.26	$ 36.57	$ 28.78	$ 24.12
7621B157AA	LooseLeaf Die for PowerPunch - 2-4 Hole Round (A4)	$ 2,048.00	$ 1,126.40	45.00%	$ 67.97	$ 52.26	$ 36.57	$ 28.78	$ 24.12
7621B162AA	ProClick Die for PowerPunch - 32 Hole Square	$ 3,750.00	$ 2,062.50	45.00%	$ 124.45	$ 95.70	$ 66.97	$ 52.70	$ 44.16
7621B154AA	VeloBind Die for PowerPunch - 11 Hole Round	$ 1,950.00	$ 1,072.50	45.00%	$ 64.71	$ 49.76	$ 34.82	$ 27.40	$ 22.96
8370B240AA	SDD BGB3202 Glue Binder	$ 135,000.00	$ 74,250.00	45.00%	$ 4,480.25	$ 3,445.20	$ 2,410.90	$ 1,897.09	$ 1,589.69
7621B334AA	Cool Bind Glue	$ 400.00	$ 340.00	15.00%	$ 20.52	$ 15.78	$ 11.04	$ 8.69	$ 7.28
8221B022AA	White Glue Q3115	$ 1,100.00	$ 935.00	15.00%	$ 56.42	$ 43.38	$ 30.36	$ 23.89	$ 20.02
7602BD55AA	EC5905-RA DocuSheeter VP6000 System	$ 83,900.00	$ 46,145.00	45.00%	$ 2,784.39	$ 2,141.13	$ 1,498.33	$ 1,179.00	$ 987.96
7606B137AA	Hole Punch	$ 13,500.00	$ 7,425.00	45.00%	$ 448.02	$ 344.52	$ 241.09	$ 189.71	$ 158.97

NASPO State: Florida

Item Code	Description	MSRP	Purchase Price	% off MSRP	Straight Lease Monthly Payments 18 Months	24 Months	36 Months	48 Months	60 Months
7603B664AA	Print Registration	$ 16,980.00	$ 9,339.00	45.00%	$ 563.52	$ 433.33	$ 303.24	$ 238.61	$ 199.95
7603B703AA	Right Angle Option	$ 4,180.00	$ 2,299.00	45.00%	$ 138.72	$ 106.67	$ 74.65	$ 58.74	$ 49.22
8221B007AA	Running Perforator	$ 8,700.00	$ 4,785.00	45.00%	$ 288.73	$ 222.02	$ 155.37	$ 122.26	$ 102.45
7603B665AA	Unwinder 3 inch Chuck	$ 860.00	$ 473.00	45.00%	$ 28.54	$ 21.95	$ 15.36	$ 12.09	$ 10.13
7603B666AA	Unwinder 5-inch Chuck	$ 860.00	$ 473.00	45.00%	$ 28.54	$ 21.95	$ 15.36	$ 12.09	$ 10.13
7603B667AA	Unwinder 6-inch Chuck	$ 860.00	$ 473.00	45.00%	$ 28.54	$ 21.95	$ 15.36	$ 12.09	$ 10.13
7603B460AA	RSIB004101Cart (Roll Cart)	$ 1,800.00	$ 990.00	45.00%	$ 59.74	$ 45.94	$ 32.15	$ 25.29	$ 21.20
6138B065AA	Supplemental Accessory Install. Per incident.	$ 308.00	$ 200.00	N/A	N/A	N/A	N/A	N/A	N/A
2378V587	VARIOPRINT 6000 KEY OPERATOR TRAINING BY CLIENT EDUCATION SPECIALIST	$ -	$ 2,690.00	N/A	N/A	N/A	N/A	N/A	N/A
	Toner								
5474B002AA	TONER VarioPrint 6000	$ 158.00	$ 134.30	15.00%	N/A	N/A	N/A	N/A	N/A
7492B002AA	TONER VarioPrint 6000 WAX	$ 178.00	$ 151.30	15.00%	N/A	N/A	N/A	N/A	N/A
7491B002AA	TONER VarioPrint 6000 MICR	$ 167.14	$ 142.07	15.00%	N/A	N/A	N/A	N/A	N/A
	Service Plans VarioPrint 6000 TITAN Base Model Set								
	BW Zero Base - Includes OEM toner, parts, labor (no staples)		$ 0.0040						
	BW Zero Base - Parts and labor only (no supplies)		$ 0.0025						
	BW Zero Base - 11 x 17" impressions (counts as 2 clicks) Includes OEM toner, parts, labor (no staples)		$ 0.0040						
	BW Zero Base - ALL paper sizes (counts as 1 click, and includes OEM toner, parts, labor - NO staples)		$ 0.0050						
	Flat Rate Fee - Parts and labor only (no supplies)		$ 14,000.00						
	Optional Service Plans Copies Included Pricing VarioPrint 6000 TITAN Base Model Set								
	Option #1 Included Number of BW Clicks per Month		- 0						
	Option #1 Monthly Base Charge - includes OEM toner, parts, labor (no staples)		$ 500.00						
	Option #1 Overage Rate BW - includes OEM toner, parts, labor (no staples)		$ 0.00310						
	Option #2 Included Number of BW Clicks per Month		750,000						
	Option #2 Monthly Base Charge - includes OEM toner, parts, labor (no staples)		$ 2,850.00						
	Option #2 Overage Rate BW - includes OEM toner, parts, labor (no staples)		$ 0.00265						
	Option #3 Included Number of BW Clicks per Month		1,250,000						
	Option #3 Monthly Base Charge - includes OEM toner, parts, labor (no staples)		$ 4,100.00						
	Option #3 Overage Rate BW - includes OEM toner, parts, labor (no staples)		$ 0.00260						
	Service Plans VarioPrint 6000 TP TITAN Base Model Set								
	BW Zero Base - Includes OEM toner, parts, labor (no staples)		$ 0.0040						
	BW Zero Base - Parts and labor only (no supplies)		$ 0.0025						
	BW Zero Base - 11 x 17" impressions (counts as 2 clicks) Includes OEM toner, parts, labor (no staples)		$ 0.0040						
	BW Zero Base - ALL paper sizes (counts as 1 click, and includes OEM toner, parts, labor - NO staples)		$ 0.0050						
	Flat Rate Fee - Parts and labor only (no supplies)		$ 14,000.00						
	Optional Service Plans Copies Included Pricing VarioPrint 6000 TP TITAN Base Model Set								
	Option #1 Included Number of BW Clicks per Month		- 0						
	Option #1 Monthly Base Charge - includes OEM toner, parts, labor (no staples)		$ 500.00						
	Option #1 Overage Rate BW - includes OEM toner, parts, labor (no staples)		$ 0.00310						
	Option #2 Included Number of BW Clicks per Month		750,000						
	Option #2 Monthly Base Charge - includes OEM toner, parts, labor (no staples)		$ 2,850.00						
	Option #2 Overage Rate BW - includes OEM toner, parts, labor (no staples)		$ 0.00265						
	Option #3 Included Number of BW Clicks per Month		1,250,000						
	Option #3 Monthly Base Charge - includes OEM toner, parts, labor (no staples)		$ 4,100.00						
	Option #3 Overage Rate BW - includes OEM toner, parts, labor (no staples)		$ 0.00260						
	Service Plans VarioPrint 6000 MICR TITAN Base Model Set								
	BW Zero Base - Includes OEM toner, parts, labor (no staples)		$ 0.0045						
	BW Zero Base - Parts and labor only (no supplies)		$ 0.0030						
	BW Zero Base - 11 x 17" impressions (counts as 2 clicks) Includes OEM toner, parts, labor (no staples)		$ 0.0045						
	BW Zero Base - ALL paper sizes (counts as 1 click, and includes OEM toner, parts, labor - NO staples)		$ 0.0055						
	Flat Rate Fee - Parts and labor only (no supplies)		$ 14,000.00						
	Optional Service Plans Copies Included Pricing VarioPrint 6000 MICR TITAN Base Model Set								
			0						
	Option #1 Monthly Base Charge - includes OEM toner, parts, labor (no staples)		$ 500.00						
	Option #1 Overage Rate BW - includes OEM toner, parts, labor (no staples)		$ 0.00365						
	Option #2 Included Number of BW Clicks per Month		750,000						
	Option #2 Monthly Base Charge - includes OEM toner, parts, labor (no staples)		$ 2,850.00						
	Option #2 Overage Rate BW - includes OEM toner, parts, labor (no staples)		$ 0.00320						
	Option #3 Included Number of BW Clicks per Month		1,250,000						
	Option #3 Monthly Base Charge - includes OEM toner, parts, labor (no staples)		$ 4,100.00						
	Option #3 Overage Rate BW - includes OEM toner, parts, labor (no staples)		$ 0.00310						
Scanners									
	ScanFront								
1255C002AE	**ScanFront 400**	**$ 1,995.00**	**$ 1,496.25**	**25.00%**	**$ 90.28**	**$ 69.43**	**$ 48.58**	**$ 38.23**	**$ 32.03**
	Accessories								
1550C001AA	Exchange Roller Kit for SF400	$ 49.00	$ 36.75	25.00%	$ 2.22	$ 1.71	$ 1.19	$ 0.94	$ 0.79
0697C001AA	Carrier Sheet (A4)	$ 49.00	$ 36.75	25.00%	$ 2.22	$ 1.71	$ 1.19	$ 0.94	$ 0.79
0697C002AB	Passport Carrier Sheet	$ 22.00	$ 16.50	25.00%	$ 1.00	$ 0.77	$ 0.54	$ 0.42	$ 0.35
2766V591	Check Transport and Scanner Wipes	$ 9.93	$ 7.45	25.00%	$ 0.45	$ 0.35	$ 0.24	$ 0.19	$ 0.16
2766V592	Check Transport Cleaning Kit	$ 64.01	$ 48.01	25.00%	$ 2.90	$ 2.23	$ 1.56	$ 1.23	$ 1.03
2152C002AA	Flatbed Scanner Unit 102	$ 495.00	$ 371.25	25.00%	$ 22.40	$ 17.23	$ 12.05	$ 9.49	$ 7.95
	Maintenance Options								
9742B009AA	eCarePAK (Advanced Exchange Program) for SF400 1 year	$ 239.00	$ 179.25	25.00%	N/A	N/A	N/A	N/A	N/A
9742B010AA	eCarePAK (Advanced Exchange Program) for SF400 2 year	$ 430.00	$ 322.50	25.00%	N/A	N/A	N/A	N/A	N/A
9742B011AA	eCarePAK (Advanced Exchange Program) for SF400 1 Month	$ 23.90	$ 17.93	25.00%	N/A	N/A	N/A	N/A	N/A
9741B016AA	eCarePAK (Advanced Exchange Program) for FB102 1 year	$ 75.00	$ 56.25	25.00%	N/A	N/A	N/A	N/A	N/A
9741B017AA	eCarePAK (Advanced Exchange Program) for FB102 2 year	$ 145.00	$ 108.75	25.00%	N/A	N/A	N/A	N/A	N/A
9741B018AA	eCarePAK (Advanced Exchange Program) for FB102 1 Month	$ 7.50	$ 5.63	25.00%	N/A	N/A	N/A	N/A	N/A
1255C012AA	**ScanFront 400 CAC/PIV**	**$ 2,395.00**	**$ 1,796.25**	**25.00%**	**$ 108.39**	**$ 83.35**	**$ 58.32**	**$ 45.89**	**$ 38.46**
	Accessories								
1550C001AA	Exchange Roller Kit for SF400	$ 49.00	$ 36.75	25.00%	$ 2.22	$ 1.71	$ 1.19	$ 0.94	$ 0.79
0697C001AA	Carrier Sheet (A4)	$ 49.00	$ 36.75	25.00%	$ 2.22	$ 1.71	$ 1.19	$ 0.94	$ 0.79
0697C002AB	Passport Carrier Sheet	$ 22.00	$ 16.50	25.00%	$ 1.00	$ 0.77	$ 0.54	$ 0.42	$ 0.35
2766V591	Check Transport and Scanner Wipes	$ 9.93	$ 7.45	25.00%	$ 0.45	$ 0.35	$ 0.24	$ 0.19	$ 0.16
2766V592	Check Transport Cleaning Kit	$ 64.01	$ 48.01	25.00%	$ 2.90	$ 2.23	$ 1.56	$ 1.23	$ 1.03
	Maintenance Options								
9742B012AA	eCarePAK (Advanced Exchange Program) for SF400 CAC/PIV 1 year	$ 359.00	$ 269.25	25.00%	N/A	N/A	N/A	N/A	N/A
9742B013AA	eCarePAK (Advanced Exchange Program) for SF400 CAC/PIV 2 year	$ 600.00	$ 450.00	25.00%	N/A	N/A	N/A	N/A	N/A
	DR Scanners								
9704B007AB	**Canon P-208 II**	**$ 199.00**	**$ 149.25**	**25.00%**	**$ 9.01**	**$ 6.93**	**$ 4.85**	**$ 3.81**	**$ 3.20**
	Accessories								
8028B001AA	Separation Pad for P-208/P-208II	$ 18.00	$ 13.50	25.00%	$ 0.81	$ 0.63	$ 0.44	$ 0.34	$ 0.29
8028B003AA	Soft Carrying Case for P-208/P-208II	$ 25.00	$ 18.75	25.00%	$ 1.13	$ 0.87	$ 0.61	$ 0.48	$ 0.40
2766V591	Check Transport and Scanner Wipes	$ 9.93	$ 7.45	25.00%	$ 0.45	$ 0.35	$ 0.24	$ 0.19	$ 0.16
	Maintenance Options								
9736B005AA	eCarePAK (Advanced Exchange Program) for P-208II 1 year	$ 24.00	$ 18.00	25.00%	N/A	N/A	N/A	N/A	N/A
9736B006AA	eCarePAK (Advanced Exchange Program) for P-208II 2 year	$ 43.00	$ 32.25	25.00%	N/A	N/A	N/A	N/A	N/A
9736B008AA	eCarePAK (Advanced Exchange Program) for P-208II 1 Month	$ 2.40	$ 1.80	25.00%	N/A	N/A	N/A	N/A	N/A
9741B009AA	eCarePAK (Advanced Exchange Program) for WU10 1 year	$ 25.00	$ 18.75	25.00%	N/A	N/A	N/A	N/A	N/A
9741B010AA	eCarePAK (Advanced Exchange Program) for WU10 2 year	$ 49.00	$ 36.75	25.00%	N/A	N/A	N/A	N/A	N/A
9741B015AA	eCarePAK (Advanced Exchange Program) for WU10 1 Month	$ 2.50	$ 1.88	25.00%	N/A	N/A	N/A	N/A	N/A
9705B007AC	**P-215II**	**$ 299.00**	**$ 224.25**	**25.00%**	**$ 13.53**	**$ 10.41**	**$ 7.28**	**$ 5.73**	**$ 4.80**
	Accessories								
6144B001AB	Separation Pad for P-215/P-215II	$ 18.00	$ 13.50	25.00%	$ 0.81	$ 0.63	$ 0.44	$ 0.34	$ 0.29
6144B002AA	Feed Roller for P-215/P-215II	$ 12.00	$ 9.00	25.00%	$ 0.54	$ 0.42	$ 0.29	$ 0.23	$ 0.19

NASPO State: Florida

					Straight Lease Monthly Payments				
Item Code	Description	MSRP	Purchase Price	% off MSRP	18 Months	24 Months	36 Months	48 Months	60 Months
6144B003AB	USB Cable for P-215/P-215II	$ 12.00	$ 9.00	25.00%	$ 0.54	$ 0.42	$ 0.29	$ 0.23	$ 0.19
4179B018AA	Soft Carrying Case for P-150/P-215/P-215II	$ 35.00	$ 26.25	25.00%	$ 1.58	$ 1.22	$ 0.85	$ 0.67	$ 0.56
2766V591	Check Transport and Scanner Wipes	$ 9.93	$ 7.45	25.00%	$ 0.45	$ 0.35	$ 0.24	$ 0.19	$ 0.16
	Maintenance Options								
9737B011AA	eCarePAK (Advanced Exchange Program) for DR-215II 1 Year	$ 30.00	$ 22.50	25.00%	N/A	N/A	N/A	N/A	N/A
9717B012AA	eCarePAK (Advanced Exchange Program) for DR-215II 2 Year	$ 54.00	$ 40.50	25.00%	N/A	N/A	N/A	N/A	N/A
9737B027AA	eCarePAK (Advanced Exchange Program) for DR-215II 1 Month	$ 3.00	$ 2.25	25.00%	N/A	N/A	N/A	N/A	N/A
9741B009AA	eCarePAK (Advanced Exchange Program) for WU10 1 year	$ 25.00	$ 18.75	25.00%	N/A	N/A	N/A	N/A	N/A
9741B010AA	eCarePAK (Advanced Exchange Program) for WU10 2 year	$ 49.00	$ 36.75	25.00%	N/A	N/A	N/A	N/A	N/A
9741B015AA	eCarePAK (Advanced Exchange Program) for WU10 1 Month	$ 2.50	$ 1.88	25.00%	N/A	N/A	N/A	N/A	N/A
3258C002AB	**DR-C225II**	**$ 449.00**	**$ 336.75**	**25.00%**	**$ 20.12**	**$ 15.63**	**$ 10.93**	**$ 8.60**	**$ 7.21**
	Accessories								
5484B001AA	Exchange Roller Kit for DR-C125	$ 52.00	$ 39.00	25.00%	$ 2.35	$ 1.81	$ 1.27	$ 1.00	$ 0.83
6240B002AC	imageFORMULA Flatbed Scanner Unit 201	$ 1,095.00	$ 821.25	25.00%	$ 49.55	$ 38.11	$ 26.67	$ 20.98	$ 17.58
2152C002AA	Flatbed Scanner Unit 102	$ 495.00	$ 371.25	25.00%	$ 22.40	$ 17.23	$ 12.05	$ 9.49	$ 7.95
2766V591	Check Transport and Scanner Wipes	$ 9.93	$ 7.45	25.00%	$ 0.45	$ 0.35	$ 0.24	$ 0.19	$ 0.16
	Maintenance Options								
9737B038AA	eCarePAK (Advanced Exchange Program) for C225II/C225WII 1 year	$ 69.00	$ 51.75	25.00%	N/A	N/A	N/A	N/A	N/A
9737B039AA	eCarePAK (Advanced Exchange Program) for C225II/C225WII 2 year	$ 124.00	$ 93.00	25.00%	N/A	N/A	N/A	N/A	N/A
9737B040AA	eCarePAK (Advanced Exchange Program) for C225II/C225WII 1 Month	$ 6.90	$ 5.18	25.00%	N/A	N/A	N/A	N/A	N/A
9741B005AA	eCarePAK (Advanced Exchange Program) for FBSU201 1 year	$ 118.00	$ 88.50	25.00%	N/A	N/A	N/A	N/A	N/A
9741B006AA	eCarePAK (Advanced Exchange Program) for FBSU201 2 year	$ 225.00	$ 168.75	25.00%	N/A	N/A	N/A	N/A	N/A
9741B014AA	eCarePAK (Advanced Exchange Program) for FBSU201 1 Month	$ 11.80	$ 8.85	25.00%	N/A	N/A	N/A	N/A	N/A
9741B016AA	eCarePAK (Advanced Exchange Program) for FB102 1 year	$ 75.00	$ 56.25	25.00%	N/A	N/A	N/A	N/A	N/A
9741B017AA	eCarePAK (Advanced Exchange Program) for FB102 2 year	$ 145.00	$ 108.75	25.00%	N/A	N/A	N/A	N/A	N/A
9741B018AA	eCarePAK (Advanced Exchange Program) for FB102 1 Month	$ 7.50	$ 5.63	25.00%	N/A	N/A	N/A	N/A	N/A
3259C002AB	**DR-C225WII**	**$ 549.00**	**$ 411.75**	**25.00%**	**$ 24.84**	**$ 19.11**	**$ 13.37**	**$ 10.52**	**$ 8.82**
	Accessories								
5484B001AA	Exchange Roller Kit for DR-C125	$ 52.00	$ 39.00	25.00%	$ 2.35	$ 1.81	$ 1.27	$ 1.00	$ 0.83
6240B002AC	imageFORMULA Flatbed Scanner Unit 201	$ 1,095.00	$ 821.25	25.00%	$ 49.55	$ 38.11	$ 26.67	$ 20.98	$ 17.58
2152C002AA	Flatbed Scanner Unit 102	$ 495.00	$ 371.25	25.00%	$ 22.40	$ 17.23	$ 12.05	$ 9.49	$ 7.95
2766V591	Check Transport and Scanner Wipes	$ 9.93	$ 7.45	25.00%	$ 0.45	$ 0.35	$ 0.24	$ 0.19	$ 0.16
	Maintenance Options								
9737B038AA	eCarePAK (Advanced Exchange Program) for C225II/C225WII 1 year	$ 69.00	$ 51.75	25.00%	N/A	N/A	N/A	N/A	N/A
9737B039AA	eCarePAK (Advanced Exchange Program) for C225II/C225WII 2 year	$ 124.00	$ 93.00	25.00%	N/A	N/A	N/A	N/A	N/A
9737B040AA	eCarePAK (Advanced Exchange Program) for C225II/C225WII 1 Month	$ 6.90	$ 5.18	25.00%	N/A	N/A	N/A	N/A	N/A
9741B005AA	eCarePAK (Advanced Exchange Program) for FBSU201 1 year	$ 118.00	$ 88.50	25.00%	N/A	N/A	N/A	N/A	N/A
9741B006AA	eCarePAK (Advanced Exchange Program) for FBSU201 2 year	$ 225.00	$ 168.75	25.00%	N/A	N/A	N/A	N/A	N/A
9741B014AA	eCarePAK (Advanced Exchange Program) for FBSU201 1 Month	$ 11.80	$ 8.85	25.00%	N/A	N/A	N/A	N/A	N/A
9741B016AA	eCarePAK (Advanced Exchange Program) for FB102 1 year	$ 75.00	$ 56.25	25.00%	N/A	N/A	N/A	N/A	N/A
9741B017AA	eCarePAK (Advanced Exchange Program) for FB102 2 year	$ 145.00	$ 108.75	25.00%	N/A	N/A	N/A	N/A	N/A
9741B018AA	eCarePAK (Advanced Exchange Program) for FB102 1 Month	$ 7.50	$ 5.63	25.00%	N/A	N/A	N/A	N/A	N/A
2646C002AC	**DR-C230**	**$ 495.00**	**$ 371.25**	**25.00%**	**$ 22.40**	**$ 17.23**	**$ 12.05**	**$ 9.49**	**$ 7.95**
	Accessories								
0697C001AA	Carrier Sheet (A4)	$ 49.00	$ 36.75	25.00%	$ 2.22	$ 1.71	$ 1.19	$ 0.94	$ 0.79
0697C002AB	Passport Carrier Sheet	$ 22.00	$ 16.50	25.00%	$ 1.00	$ 0.77	$ 0.54	$ 0.42	$ 0.35
0697C003AA	Exchange Roller Kit for C240/C230/M160/M160II	$ 69.00	$ 51.75	25.00%	$ 3.12	$ 2.40	$ 1.68	$ 1.32	$ 1.11
1922B001AC	Barcode Module	$ 99.00	$ 74.25	25.00%	$ 4.48	$ 3.45	$ 2.41	$ 1.90	$ 1.59
1922B003AA	2D Code Module	$ 99.00	$ 74.25	25.00%	$ 4.48	$ 3.45	$ 2.41	$ 1.90	$ 1.59
1941B001AC	Capture Perfect 3.1 Replacement CD	$ 80.00	$ 60.00	25.00%	$ 3.62	$ 2.78	$ 1.95	$ 1.53	$ 1.28
6240B002AC	imageFORMULA Flatbed Scanner Unit 201	$ 1,095.00	$ 821.25	25.00%	$ 49.55	$ 38.11	$ 26.67	$ 20.98	$ 17.58
2152C002AA	Flatbed Scanner Unit 102	$ 495.00	$ 371.25	25.00%	$ 22.40	$ 17.23	$ 12.05	$ 9.49	$ 7.95
2766V591	Check Transport and Scanner Wipes	$ 9.93	$ 7.45	25.00%	$ 0.45	$ 0.35	$ 0.24	$ 0.19	$ 0.16
2998C002AA	NA10	$ 169.00	$ 126.75	25.00%	$ 7.65	$ 5.88	$ 4.12	$ 3.24	$ 2.71
2999C002AA	WA10	$ 199.00	$ 149.25	25.00%	$ 9.01	$ 6.93	$ 4.85	$ 3.81	$ 3.20
	Maintenance Options								
9737B035AA	eCarePAK (Advanced Exchange Program) for C230 1 year	$ 74.00	$ 55.50	25.00%	N/A	N/A	N/A	N/A	N/A
9737B036AA	eCarePAK (Advanced Exchange Program) for C230 2 year	$ 130.00	$ 97.50	25.00%	N/A	N/A	N/A	N/A	N/A
9737B037AA	eCarePAK (Advanced Exchange Program) for C230 1 Month	$ 8.00	$ 6.00	25.00%	N/A	N/A	N/A	N/A	N/A
9741B005AA	eCarePAK (Advanced Exchange Program) for FBSU201 1 year	$ 118.00	$ 88.50	25.00%	N/A	N/A	N/A	N/A	N/A
9741B006AA	eCarePAK (Advanced Exchange Program) for FBSU201 2 year	$ 225.00	$ 168.75	25.00%	N/A	N/A	N/A	N/A	N/A
9741B014AA	eCarePAK (Advanced Exchange Program) for FBSU201 1 Month	$ 11.80	$ 8.85	25.00%	N/A	N/A	N/A	N/A	N/A
9741B016AA	eCarePAK (Advanced Exchange Program) for FB102 1 year	$ 75.00	$ 56.25	25.00%	N/A	N/A	N/A	N/A	N/A
9741B017AA	eCarePAK (Advanced Exchange Program) for FB102 2 year	$ 145.00	$ 108.75	25.00%	N/A	N/A	N/A	N/A	N/A
9741B018AA	eCarePAK (Advanced Exchange Program) for FB102 1 Month	$ 7.50	$ 5.63	25.00%	N/A	N/A	N/A	N/A	N/A
0651C002AD	**DR-C240**	**$ 795.00**	**$ 596.25**	**25.00%**	**$ 35.98**	**$ 27.67**	**$ 19.36**	**$ 15.23**	**$ 12.77**
	Accessories								
0697C003AA	Exchange Roller Kit for DR-C240/M160II	$ 69.00	$ 51.75	25.00%	$ 3.12	$ 2.40	$ 1.68	$ 1.32	$ 1.11
0697C001AA	Carrier Sheet (A4)	$ 49.00	$ 36.75	25.00%	$ 2.22	$ 1.71	$ 1.19	$ 0.94	$ 0.79
0697C002AB	Passport Carrier Sheet	$ 22.00	$ 16.50	25.00%	$ 1.00	$ 0.77	$ 0.54	$ 0.42	$ 0.35
1922B001AC	Barcode Module	$ 99.00	$ 74.25	25.00%	$ 4.48	$ 3.45	$ 2.41	$ 1.90	$ 1.59
1922B003AA	2D Code Module	$ 99.00	$ 74.25	25.00%	$ 4.48	$ 3.45	$ 2.41	$ 1.90	$ 1.59
2766V591	Check Transport and Scanner Wipes	$ 9.93	$ 7.45	25.00%	$ 0.45	$ 0.35	$ 0.24	$ 0.19	$ 0.16
6240B002AC	imageFORMULA Flatbed Scanner Unit 201	$ 1,095.00	$ 821.25	25.00%	$ 49.55	$ 38.11	$ 26.67	$ 20.98	$ 17.58
2152C002AA	Flatbed Scanner Unit 102	$ 495.00	$ 371.25	25.00%	$ 22.40	$ 17.23	$ 12.05	$ 9.49	$ 7.95
2998C002AA	NA10	$ 169.00	$ 126.75	25.00%	$ 7.65	$ 5.88	$ 4.12	$ 3.24	$ 2.71
2999C002AA	WA10	$ 199.00	$ 149.25	25.00%	$ 9.01	$ 6.93	$ 4.85	$ 3.81	$ 3.20
	Maintenance Options								
9737B018AA	eCarePAK (Advanced Exchange Program) for DR-C240 1 year	$ 82.00	$ 61.50	25.00%	N/A	N/A	N/A	N/A	N/A
9737B019AA	eCarePAK (Advanced Exchange Program) for DR-C240 2 year	$ 148.00	$ 111.00	25.00%	N/A	N/A	N/A	N/A	N/A
9737B031AA	eCarePAK (Advanced Exchange Program) for DR-C240 1 Month	$ 8.20	$ 6.15	25.00%	N/A	N/A	N/A	N/A	N/A
9741B005AA	eCarePAK (Advanced Exchange Program) for FBSU201 1 year	$ 118.00	$ 88.50	25.00%	N/A	N/A	N/A	N/A	N/A
9741B006AA	eCarePAK (Advanced Exchange Program) for FBSU201 2 year	$ 225.00	$ 168.75	25.00%	N/A	N/A	N/A	N/A	N/A
9741B014AA	eCarePAK (Advanced Exchange Program) for FBSU201 1 Month	$ 11.80	$ 8.85	25.00%	N/A	N/A	N/A	N/A	N/A
9741B016AA	eCarePAK (Advanced Exchange Program) for FB102 1 year	$ 75.00	$ 56.25	25.00%	N/A	N/A	N/A	N/A	N/A
9741B017AA	eCarePAK (Advanced Exchange Program) for FB102 2 year	$ 145.00	$ 108.75	25.00%	N/A	N/A	N/A	N/A	N/A
9741B018AA	eCarePAK (Advanced Exchange Program) for FB102 1 Month	$ 7.50	$ 5.63	25.00%	N/A	N/A	N/A	N/A	N/A
9017B002AC	**DR-F120**	**$ 439.00**	**$ 329.25**	**25.00%**	**$ 19.87**	**$ 15.28**	**$ 10.69**	**$ 8.41**	**$ 7.05**
	Accessories								
5934B001AA	Exchange Roller Kit for DR-F120	$ 50.00	$ 37.50	25.00%	$ 2.26	$ 1.74	$ 1.22	$ 0.96	$ 0.80
2766V591	Check Transport and Scanner Wipes	$ 9.93	$ 7.45	25.00%	$ 0.45	$ 0.35	$ 0.24	$ 0.19	$ 0.16
	Maintenance Options								
9737B018AA	eCarePAK (Advanced Exchange Program) for DR-F120 1 year	$ 54.00	$ 40.50	25.00%	N/A	N/A	N/A	N/A	N/A
9737B017AA	eCarePAK (Advanced Exchange Program) for DR-F120 2 year	$ 97.00	$ 72.75	25.00%	N/A	N/A	N/A	N/A	N/A
9737B028AA	eCarePAK (Advanced Exchange Program) for DR-F120 1 Month	$ 5.40	$ 4.05	25.00%	N/A	N/A	N/A	N/A	N/A
5482B002AG	**DR-M140 (Capture Perfect included with Scanner)**	**$ 1,095.00**	**$ 821.25**	**25.00%**	**$ 49.55**	**$ 38.11**	**$ 26.67**	**$ 20.98**	**$ 17.58**
	Accessories								
5972B001AA	Exchange Roller Kit for DR-M140	$ 69.00	$ 51.75	25.00%	$ 3.12	$ 2.40	$ 1.68	$ 1.32	$ 1.11
1922B001AC	Barcode Module	$ 99.00	$ 74.25	25.00%	$ 4.48	$ 3.45	$ 2.41	$ 1.90	$ 1.59
6240B002AC	imageFORMULA Flatbed Scanner Unit 201	$ 1,095.00	$ 821.25	25.00%	$ 49.55	$ 38.11	$ 26.67	$ 20.98	$ 17.58
2152C002AA	Flatbed Scanner Unit 102	$ 495.00	$ 371.25	25.00%	$ 22.40	$ 17.23	$ 12.05	$ 9.49	$ 7.95
1941B001AC	Capture Perfect 3.1 Replacement CD	$ 80.00	$ 60.00	25.00%	$ 3.62	$ 2.78	$ 1.95	$ 1.53	$ 1.28
1922B003AA	2D Code Module	$ 99.00	$ 74.25	25.00%	$ 4.48	$ 3.45	$ 2.41	$ 1.90	$ 1.59
2766V591	Check Transport and Scanner Wipes	$ 9.93	$ 7.45	25.00%	$ 0.45	$ 0.35	$ 0.24	$ 0.19	$ 0.16
2998C002AA	NA10	$ 169.00	$ 126.75	25.00%	$ 7.65	$ 5.88	$ 4.12	$ 3.24	$ 2.71
2999C002AA	WA10	$ 199.00	$ 149.25	25.00%	$ 9.01	$ 6.93	$ 4.85	$ 3.81	$ 3.20
	Maintenance Options								
9737B022AA	eCarePAK (Advanced Exchange Program) for DR-M140 1 year	$ 85.00	$ 63.75	25.00%	N/A	N/A	N/A	N/A	N/A
9737B023AA	eCarePAK (Advanced Exchange Program) for DR-M140 2 year	$ 153.00	$ 114.75	25.00%	N/A	N/A	N/A	N/A	N/A
9737B032AA	eCarePAK (Advanced Exchange Program) for DR-M140 1 Month	$ 8.50	$ 6.38	25.00%	N/A	N/A	N/A	N/A	N/A
9741B005AA	eCarePAK (Advanced Exchange Program) for FBSU201 1 year	$ 118.00	$ 88.50	25.00%	N/A	N/A	N/A	N/A	N/A
9741B006AA	eCarePAK (Advanced Exchange Program) for FBSU201 2 year	$ 225.00	$ 168.75	25.00%	N/A	N/A	N/A	N/A	N/A
9741B014AA	eCarePAK (Advanced Exchange Program) for FBSU201 1 Month	$ 11.80	$ 8.85	25.00%	N/A	N/A	N/A	N/A	N/A
9741B016AA	eCarePAK (Advanced Exchange Program) for FB102 1 year	$ 75.00	$ 56.25	25.00%	N/A	N/A	N/A	N/A	N/A
9741B017AA	eCarePAK (Advanced Exchange Program) for FB102 2 year	$ 145.00	$ 108.75	25.00%	N/A	N/A	N/A	N/A	N/A
9741B018AA	eCarePAK (Advanced Exchange Program) for FB102 1 Month	$ 7.50	$ 5.63	25.00%	N/A	N/A	N/A	N/A	N/A
2405C002AD	**DR-M260**	**$ 1,195.00**	**$ 896.25**	**25.00%**	**$ 54.08**	**$ 41.59**	**$ 29.10**	**$ 22.90**	**$ 19.19**
	Accessories								
0697C001AA	Carrier Sheet (A4)	$ 49.00	$ 36.75	25.00%	$ 2.22	$ 1.71	$ 1.19	$ 0.94	$ 0.79

NASPO State: Florida

					Straight Lease Monthly Payments				
Item Code	Description	MSRP	Purchase Price	% off MSRP	18 Months	24 Months	36 Months	48 Months	60 Months
0897C002AB	Passport Carrier Sheet	$ 22.00	$ 16.50	25.00%	$ 1.00	$ 0.77	$ 0.54	$ 0.42	$ 0.35
1550C001AA	Exchange Roller Kit for SI-400/i260	$ 49.00	$ 36.75	25.00%	$ 2.22	$ 1.71	$ 1.19	$ 0.94	$ 0.79
1922B001AC	Barcode Module	$ 99.00	$ 74.25	25.00%	$ 4.48	$ 3.45	$ 2.41	$ 1.90	$ 1.59
1922B003AA	2D Code Module	$ 99.00	$ 74.25	25.00%	$ 4.48	$ 3.45	$ 2.41	$ 1.90	$ 1.59
1941B001AC	Capture Perfect 3.1 Replacement CD	$ 80.00	$ 60.00	25.00%	$ 3.62	$ 2.78	$ 1.95	$ 1.53	$ 1.28
2152C002AA	Flatbed Scanner Unit 102	$ 495.00	$ 371.25	25.00%	$ 22.40	$ 17.23	$ 12.05	$ 9.49	$ 7.95
6240B002AC	imageFORMULA Flatbed Scanner Unit 201	$ 1,095.00	$ 821.25	25.00%	$ 49.55	$ 38.11	$ 26.67	$ 20.98	$ 17.58
2998C002AA	NA10	$ 169.00	$ 126.75	25.00%	$ 7.65	$ 5.88	$ 4.12	$ 3.24	$ 2.71
2999C002AA	WA10	$ 199.00	$ 149.25	25.00%	$ 9.01	$ 6.93	$ 4.85	$ 3.81	$ 3.20
2786V591	Check Transport and Scanner Wipes	$ 9.93	$ 7.45	25.00%	$ 0.45	$ 0.35	$ 0.24	$ 0.19	$ 0.16
	Maintenance Options								
9741B005AA	eCarePAK (Advanced Exchange Program) for FBSU201 1 year	$ 118.00	$ 88.50	25.00%	N/A	N/A	N/A	N/A	N/A
9741B006AA	eCarePAK (Advanced Exchange Program) for FBSU201 2 year	$ 225.00	$ 168.75	25.00%	N/A	N/A	N/A	N/A	N/A
9741B014AA	eCarePAK (Advanced Exchange Program) for FBSU201 1 Month	$ 11.80	$ 8.85	25.00%	N/A	N/A	N/A	N/A	N/A
9738B021AA	eCarePAK (Advanced Exchange Program) for M260 1 year	$ 89.00	$ 66.75	25.00%	N/A	N/A	N/A	N/A	N/A
9738B022AA	eCarePAK (Advanced Exchange Program) for M260 1 Month	$ 8.90	$ 6.68	25.00%	N/A	N/A	N/A	N/A	N/A
9392B002AD	**DR-M1060 (Capture Perfect included with Scanner)**	**$ 2,195.00**	**$ 1,646.25**	**25.00%**	**$ 99.13**	**$ 76.39**	**$ 53.45**	**$ 42.06**	**$ 35.25**
	Accessories								
9891B001AA	Exchange Roller Kit for DR-M1060	$ 74.00	$ 55.50	25.00%	$ 3.35	$ 2.58	$ 1.80	$ 1.42	$ 1.19
1922B001AC	Barcode Module	$ 99.00	$ 74.25	25.00%	$ 4.48	$ 3.45	$ 2.41	$ 1.90	$ 1.59
6240B002AC	imageFORMULA Flatbed Scanner Unit 201	$ 1,095.00	$ 821.25	25.00%	$ 49.55	$ 38.11	$ 26.67	$ 20.98	$ 17.58
2152C002AA	Flatbed Scanner Unit 102	$ 495.00	$ 371.25	25.00%	$ 22.40	$ 17.23	$ 12.05	$ 9.49	$ 7.95
1941B001AC	Capture Perfect 3.1 Replacement CD	$ 80.00	$ 60.00	25.00%	$ 3.62	$ 2.78	$ 1.95	$ 1.53	$ 1.28
1922B003AA	2D Code Module	$ 99.00	$ 74.25	25.00%	$ 4.48	$ 3.45	$ 2.41	$ 1.90	$ 1.59
2786V591	Check Transport and Scanner Wipes	$ 9.93	$ 7.45	25.00%	$ 0.45	$ 0.35	$ 0.24	$ 0.19	$ 0.16
2998C002AA	NA10	$ 169.00	$ 126.75	25.00%	$ 7.65	$ 5.88	$ 4.12	$ 3.24	$ 2.71
2999C003AA	WA10	$ 199.00	$ 149.25	25.00%	$ 9.01	$ 6.93	$ 4.85	$ 3.81	$ 3.20
	Maintenance Options								
9738B014AA	eCarePAK (Advanced Exchange Program) for DR-M1060 1 year	$ 295.00	$ 221.25	25.00%	N/A	N/A	N/A	N/A	N/A
9738B015AA	eCarePAK (Advanced Exchange Program) for DR-M1060 2 year	$ 531.00	$ 398.25	25.00%	N/A	N/A	N/A	N/A	N/A
9738B018AA	eCarePAK (Advanced Exchange Program) for DR-M1060 1 Month	$ 29.50	$ 22.13	25.00%	N/A	N/A	N/A	N/A	N/A
9741B005AA	eCarePAK (Advanced Exchange Program) for FBSU201 1 year	$ 118.00	$ 88.50	25.00%	N/A	N/A	N/A	N/A	N/A
9741B006AA	eCarePAK (Advanced Exchange Program) for FBSU201 2 year	$ 225.00	$ 168.75	25.00%	N/A	N/A	N/A	N/A	N/A
9741B014AA	eCarePAK (Advanced Exchange Program) for FBSU201 1 Month	$ 11.80	$ 8.85	25.00%	N/A	N/A	N/A	N/A	N/A
9741B016AA	eCarePAK (Advanced Exchange Program) for FB102 1 year	$ 75.00	$ 56.25	25.00%	N/A	N/A	N/A	N/A	N/A
9741B017AA	eCarePAK (Advanced Exchange Program) for FB102 2 year	$ 145.00	$ 108.75	25.00%	N/A	N/A	N/A	N/A	N/A
9741B018AA	eCarePAK (Advanced Exchange Program) for FB102 1 Month	$ 7.50	$ 5.63	25.00%	N/A	N/A	N/A	N/A	N/A
8114T27902	**DR-M160II with VRS Elite (Capture Perfect included with Scanner)**	**$ 1,195.00**	**$ 896.25**	**25.00%**	**$ 54.08**	**$ 41.58**	**$ 29.10**	**$ 22.90**	**$ 19.19**
	Accessories								
0697C003AA	Exchange Roller Kit for DR-C240/M160II	$ 69.00	$ 51.75	25.00%	$ 3.12	$ 2.40	$ 1.68	$ 1.32	$ 1.11
1922B001AC	Barcode Module	$ 99.00	$ 74.25	25.00%	$ 4.48	$ 3.45	$ 2.41	$ 1.90	$ 1.59
6240B002AC	imageFORMULA Flatbed Scanner Unit 201	$ 1,095.00	$ 821.25	25.00%	$ 49.55	$ 38.11	$ 26.67	$ 20.98	$ 17.58
2152C002AA	Flatbed Scanner Unit 102	$ 495.00	$ 371.25	25.00%	$ 22.40	$ 17.23	$ 12.05	$ 9.49	$ 7.95
1941B001AC	Capture Perfect 3.1 Replacement CD	$ 80.00	$ 60.00	25.00%	$ 3.62	$ 2.78	$ 1.95	$ 1.53	$ 1.28
1922B003AA	2D Code Module	$ 99.00	$ 74.25	25.00%	$ 4.48	$ 3.45	$ 2.41	$ 1.90	$ 1.59
2786V591	Check Transport and Scanner Wipes	$ 9.93	$ 7.45	25.00%	$ 0.45	$ 0.35	$ 0.24	$ 0.19	$ 0.16
2998C002AA	NA10	$ 169.00	$ 126.75	25.00%	$ 7.65	$ 5.88	$ 4.12	$ 3.24	$ 2.71
2999C002AA	WA10	$ 199.00	$ 149.25	25.00%	$ 9.01	$ 6.93	$ 4.85	$ 3.81	$ 3.20
	Maintenance Options								
9738B010AA	eCarePAK (Advanced Exchange Program) for DR-M160II 1 year	$ 89.00	$ 66.75	25.00%	N/A	N/A	N/A	N/A	N/A
9738B011AA	eCarePAK (Advanced Exchange Program) for DR-M160II 2 year	$ 160.00	$ 120.00	25.00%	N/A	N/A	N/A	N/A	N/A
9738B017AA	eCarePAK (Advanced Exchange Program) for DR-M160II 1 Month	$ 8.90	$ 6.68	25.00%	N/A	N/A	N/A	N/A	N/A
9741B005AA	eCarePAK (Advanced Exchange Program) for FBSU201 1 year	$ 118.00	$ 88.50	25.00%	N/A	N/A	N/A	N/A	N/A
9741B006AA	eCarePAK (Advanced Exchange Program) for FBSU201 2 year	$ 225.00	$ 168.75	25.00%	N/A	N/A	N/A	N/A	N/A
9741B014AA	eCarePAK (Advanced Exchange Program) for FBSU201 1 Month	$ 11.80	$ 8.85	25.00%	N/A	N/A	N/A	N/A	N/A
9741B016AA	eCarePAK (Advanced Exchange Program) for FB102 1 year	$ 75.00	$ 56.25	25.00%	N/A	N/A	N/A	N/A	N/A
9741B017AA	eCarePAK (Advanced Exchange Program) for FB102 2 year	$ 145.00	$ 108.75	25.00%	N/A	N/A	N/A	N/A	N/A
9741B018AA	eCarePAK (Advanced Exchange Program) for FB102 1 Month	$ 7.50	$ 5.63	25.00%	N/A	N/A	N/A	N/A	N/A
4044C002AB	**DR-S150**	**$ 895.00**	**$ 671.25**	**25.00%**	**$ 40.50**	**$ 31.15**	**$ 21.80**	**$ 17.15**	**$ 14.37**
	Accessories								
2152C002AA	Flatbed Scanner Unit 102	$ 495.00	$ 371.25	25.00%	$ 22.40	$ 17.23	$ 12.05	$ 9.49	$ 7.95
0897C001AA	Carrier Sheet (A4)	$ 49.00	$ 36.75	25.00%	$ 2.22	$ 1.71	$ 1.19	$ 0.94	$ 0.79
0897C002AB	Passport Carrier Sheet	$ 22.00	$ 16.50	25.00%	$ 1.00	$ 0.77	$ 0.54	$ 0.42	$ 0.35
0897C003AA	Exchange Roller Kit for C240/C230/M160/M160II	$ 69.00	$ 51.75	25.00%	$ 3.12	$ 2.40	$ 1.68	$ 1.32	$ 1.11
2786V591	Check Transport and Scanner Wipes	$ 9.93	$ 7.45	25.00%	$ 0.45	$ 0.35	$ 0.24	$ 0.19	$ 0.16
4911C002AA	DR-S150 Paper Feed Tray with NFC Reader	$ 169.00	$ 126.75	25.00%	$ 7.65	$ 5.88	$ 4.12	$ 3.24	$ 2.71
	Maintenance Options								
9737B041AA	eCarePAK (Advanced Exchange Program) for DR-S150 1 year	$ 83.00	$ 62.25	25.00%	N/A	N/A	N/A	N/A	N/A
9737B043AA	eCarePAK (Advanced Exchange Program) for DR-S150 2 year	$ 149.00	$ 111.75	25.00%	N/A	N/A	N/A	N/A	N/A
9737B042AA	eCarePAK (Advanced Exchange Program) for DR-S150 1 Month	$ 8.30	$ 6.23	25.00%	N/A	N/A	N/A	N/A	N/A
2260C001AA	**DR-X10CII 120V (Capture Perfect included with Scanner)**	**$ 17,995.00**	**$ 13,496.25**	**25.00%**	**$ 814.36**	**$ 626.23**	**$ 438.22**	**$ 344.83**	**$ 288.95**
	Accessories								
2418B001AB	Exchange Roller Kit for DR-X10C/DR-X10CII	$ 130.00	$ 97.50	25.00%	$ 5.88	$ 4.52	$ 3.17	$ 2.49	$ 2.09
2418B003AA	Pre-Imprinter for DR-X10C/DR-X10CII	$ 630.00	$ 472.50	25.00%	$ 28.51	$ 21.92	$ 15.34	$ 12.07	$ 10.12
2418B004AB	Post-Imprinter for DR-X10C/DR-X10CII	$ 630.00	$ 472.50	25.00%	$ 28.51	$ 21.92	$ 15.34	$ 12.07	$ 10.12
2418B005AA	Patch Code Decoder for DR-X10C/DR-X10CII	$ 495.00	$ 371.25	25.00%	$ 22.40	$ 17.23	$ 12.05	$ 9.49	$ 7.95
1922B001AC	Barcode Module	$ 99.00	$ 74.25	25.00%	$ 4.48	$ 3.45	$ 2.41	$ 1.90	$ 1.59
2418B002AA	Cleaning Sheet for DR-X10C/DR-X10CII	$ 56.00	$ 42.00	25.00%	$ 2.53	$ 1.95	$ 1.36	$ 1.07	$ 0.90
6240B002AC	imageFORMULA Flatbed Scanner Unit 201	$ 1,095.00	$ 821.25	25.00%	$ 49.55	$ 38.11	$ 26.67	$ 20.98	$ 17.58
2152C002AA	Flatbed Scanner Unit 102	$ 495.00	$ 371.25	25.00%	$ 22.40	$ 17.23	$ 12.05	$ 9.49	$ 7.95
1941B001AC	Capture Perfect 3.1 Replacement CD	$ 80.00	$ 60.00	25.00%	$ 3.62	$ 2.78	$ 1.95	$ 1.53	$ 1.28
1922B003AA	2D Code Module	$ 99.00	$ 74.25	25.00%	$ 4.48	$ 3.45	$ 2.41	$ 1.90	$ 1.59
2786V591	Check Transport and Scanner Wipes	$ 9.93	$ 7.45	25.00%	$ 0.45	$ 0.35	$ 0.24	$ 0.19	$ 0.16
2294C002AA	Scan Kiosk	$ 1,895.00	$ 1,421.25	25.00%	$ 85.76	$ 65.95	$ 46.15	$ 36.31	$ 30.43
012T7974	Scan Kiosk Cabinet (Optional)	$ 325.00	$ 243.75	25.00%	$ 14.71	$ 11.31	$ 7.91	$ 6.23	$ 5.22
3613C004AA	Scan Kiosk II	$ 3,495.00	$ 2,621.25	25.00%	$ 158.17	$ 121.63	$ 85.11	$ 66.97	$ 56.12
	Maintenance Options								
9740B032AA	eCarePAK (On-Site Service Program) for DR-X10CII 1 year	$ 2,395.00	$ 1,796.25	25.00%	N/A	N/A	N/A	N/A	N/A
9740B033AA	eCarePAK (On-Site Service Program) for DR-X10CII 2 year	$ 4,311.00	$ 3,233.25	25.00%	N/A	N/A	N/A	N/A	N/A
9740B034AA	eCarePAK (On-Site Service Program) for DR-X10CII 9 months	$ 1,796.00	$ 1,347.00	25.00%	N/A	N/A	N/A	N/A	N/A
9740B035AA	eCarePAK (On-Site Service Program) for DR-X10CII 9 months + 1year	$ 3,772.00	$ 2,829.00	25.00%	N/A	N/A	N/A	N/A	N/A
9740B036AA	eCarePAK (On-Site Service Program) for DR-X10CII 1 year +1 PM	$ 2,873.00	$ 2,154.75	25.00%	N/A	N/A	N/A	N/A	N/A
9740B037AA	eCarePAK (ON-Site Service Program) for DR-X10CII 2 year + 2 PM	$ 5,266.00	$ 3,949.50	25.00%	N/A	N/A	N/A	N/A	N/A
9740B038AA	eCarePAK (On-Site Service Program) for DR-X10CII 9 months +1PM	$ 2,274.00	$ 1,705.50	25.00%	N/A	N/A	N/A	N/A	N/A
9740B039AA	eCarePAK (On-Site Service Program) for DR-X10CII 9 months +1 year +2PM	$ 4,727.00	$ 3,545.25	25.00%	N/A	N/A	N/A	N/A	N/A
9740B019AA	eCarePAK PM (On-Site Service Program) for MVP Scanner Single Event	$ 795.00	$ 596.25	25.00%	N/A	N/A	N/A	N/A	N/A
9740B040AA	eCarePAK (On-Site Service Program) for DR-X10CII 1 Month	$ 239.50	$ 179.63	25.00%	N/A	N/A	N/A	N/A	N/A
9735B001AA	eCarePak Onsite Installation for G1100/ G1130/ X10C/ X10CII	$ 295.00	$ 221.25	25.00%	N/A	N/A	N/A	N/A	N/A
9735B002AA	eCarePAK Onsite Installation With Training for G1100/ G1130/ X10C/ X10CII	$ 495.00	$ 371.25	25.00%	N/A	N/A	N/A	N/A	N/A
9741B005AA	eCarePAK (Advanced Exchange Program) for FBSU201 1 year	$ 118.00	$ 88.50	25.00%	N/A	N/A	N/A	N/A	N/A
9741B006AA	eCarePAK (Advanced Exchange Program) for FBSU201 2 year	$ 225.00	$ 168.75	25.00%	N/A	N/A	N/A	N/A	N/A
9741B014AA	eCarePAK (Advanced Exchange Program) for FBSU201 1 Month	$ 11.80	$ 8.85	25.00%	N/A	N/A	N/A	N/A	N/A
9741B016AA	eCarePAK (Advanced Exchange Program) for FB102 1 year	$ 75.00	$ 56.25	25.00%	N/A	N/A	N/A	N/A	N/A
9741B017AA	eCarePAK (Advanced Exchange Program) for FB102 2 year	$ 145.00	$ 108.75	25.00%	N/A	N/A	N/A	N/A	N/A
9741B018AA	eCarePAK (Advanced Exchange Program) for FB102 1 Month	$ 7.50	$ 5.63	25.00%	N/A	N/A	N/A	N/A	N/A
9741B019AA	eCarePAK ScanKiosk 1 year	$ 246.00	$ 184.50	25.00%	N/A	N/A	N/A	N/A	N/A
9741B020AA	eCarePAK ScanKiosk 2 year	$ 436.00	$ 327.00	25.00%	N/A	N/A	N/A	N/A	N/A
9741B021AA	eCarePAK ScanKiosk 9 months	$ 190.00	$ 142.50	25.00%	N/A	N/A	N/A	N/A	N/A
9741B022AA	eCarePAK ScanKiosk 9 months + 1 year	$ 398.00	$ 298.50	25.00%	N/A	N/A	N/A	N/A	N/A
3801B002BE	**DR-6010C (Capture Perfect included with Scanner)**	**$ 2,895.00**	**$ 2,171.25**	**25.00%**	**$ 131.01**	**$ 100.75**	**$ 70.50**	**$ 55.48**	**$ 46.49**
	Accessories								
4082B004BA	Exchange Roller Kit for DR-6010C	$ 74.00	$ 55.50	25.00%	$ 3.35	$ 2.58	$ 1.80	$ 1.42	$ 1.19
1922B001AC	Barcode Module	$ 99.00	$ 74.25	25.00%	$ 4.48	$ 3.45	$ 2.41	$ 1.90	$ 1.59
6240B002AC	imageFORMULA Flatbed Scanner Unit 201	$ 1,095.00	$ 821.25	25.00%	$ 49.55	$ 38.11	$ 26.67	$ 20.98	$ 17.58
2152C002AA	Flatbed Scanner Unit 102	$ 495.00	$ 371.25	25.00%	$ 22.40	$ 17.23	$ 12.05	$ 9.49	$ 7.95
1941B001AC	Capture Perfect 3.1 Replacement CD	$ 80.00	$ 60.00	25.00%	$ 3.62	$ 2.78	$ 1.95	$ 1.53	$ 1.28
2786V591	Check Transport and Scanner Wipes	$ 9.93	$ 7.45	25.00%	$ 0.45	$ 0.35	$ 0.24	$ 0.19	$ 0.16
	Maintenance Options								
9738B012AA	eCarePAK (Advanced Exchange Program) for DR-6010C 1 year	$ 420.00	$ 315.00	25.00%	N/A	N/A	N/A	N/A	N/A
9738B013AA	eCarePAK (Advanced Exchange Program) for DR-6010C 2 year	$ 756.00	$ 567.00	25.00%	N/A	N/A	N/A	N/A	N/A
9738B019AA	eCarePAK (Advanced Exchange Program) for DR-6010C 1 Month	$ 42.00	$ 31.50	25.00%	N/A	N/A	N/A	N/A	N/A

NASPO State: Florida

					Straight Lease Monthly Payments				
Item Code	Description	MSRP	Purchase Price	% off MSRP	18 Months	24 Months	36 Months	48 Months	60 Months
9741B005AA	eCarePAK (Advanced Exchange Program) for FB5U201 1 year	$ 118.00	$ 88.50	25.00%	N/A	N/A	N/A	N/A	N/A
9741B006AA	eCarePAK (Advanced Exchange Program) for FB5U201 2 year	$ 225.00	$ 168.75	25.00%	N/A	N/A	N/A	N/A	N/A
9741B014AA	eCarePAK (Advanced Exchange Program) for FB5U201 1 Month	$ 11.80	$ 8.85	25.00%	N/A	N/A	N/A	N/A	N/A
9741B016AA	eCarePAK (Advanced Exchange Program) for FB102 1 year	$ 75.00	$ 56.25	25.00%	N/A	N/A	N/A	N/A	N/A
9741B017AA	eCarePAK (Advanced Exchange Program) for FB102 2 year	$ 145.00	$ 108.75	25.00%	N/A	N/A	N/A	N/A	N/A
9741B018AA	eCarePAK (Advanced Exchange Program) for FB102 1 Month	$ 7.50	$ 5.63	25.00%	N/A	N/A	N/A	N/A	N/A
4624B002AD	**DR-6030C (Capture Perfect included with Scanner)**	**$ 3,995.00**	**$ 2,996.25**	**25.00%**	**$ 180.79**	**$ 139.03**	**$ 97.29**	**$ 76.55**	**$ 64.15**
	Accessories								
0434B002AA	Exchange Roller Kit for DR-5010C/6030C	$ 74.00	$ 55.50	25.00%	$ 3.35	$ 2.58	$ 1.80	$ 1.42	$ 1.19
1922B001AC	Barcode Module	$ 99.00	$ 74.25	25.00%	$ 4.48	$ 3.45	$ 2.41	$ 1.90	$ 1.59
5240B002AC	imageFORMULA Flatbed Scanner Unit 201	$ 1,095.00	$ 821.25	25.00%	$ 49.55	$ 38.11	$ 26.67	$ 20.98	$ 17.58
2152C002AA	Flatbed Scanner Unit 102	$ 495.00	$ 371.25	25.00%	$ 22.40	$ 17.23	$ 12.05	$ 9.49	$ 7.95
1941B001AC	Capture Perfect 3.1 Replacement CD	$ 80.00	$ 60.00	25.00%	$ 3.62	$ 2.78	$ 1.95	$ 1.53	$ 1.28
2766V591	Check Transport and Scanner Wipes	$ 9.93	$ 7.45	25.00%	$ 0.45	$ 0.35	$ 0.24	$ 0.19	$ 0.16
	Maintenance Options								
9739B025AA	eCarePAK (Advanced Exchange Program) for DR-6030C 1 year	$ 445.00	$ 333.75	25.00%	N/A	N/A	N/A	N/A	N/A
9739B026AA	eCarePAK (Advanced Exchange Program) for DR-6030C 2 year	$ 801.00	$ 600.75	25.00%	N/A	N/A	N/A	N/A	N/A
9739B027AA	eCarePAK (Advanced Exchange Program) for DR-6030C 9 months	$ 334.00	$ 250.50	25.00%	N/A	N/A	N/A	N/A	N/A
9739B028AA	eCarePAK (Advanced Exchange Program) for DR-6030C 9 months +1 year	$ 701.00	$ 525.75	25.00%	N/A	N/A	N/A	N/A	N/A
9739B045AA	eCarePAK (Advanced Exchange Program) for DR-6030C 1 Month	$ 33.40	$ 25.05	25.00%	N/A	N/A	N/A	N/A	N/A
9741B005AA	eCarePAK (Advanced Exchange Program) for FB5U201 1 year	$ 118.00	$ 88.50	25.00%	N/A	N/A	N/A	N/A	N/A
9741B006AA	eCarePAK (Advanced Exchange Program) for FB5U201 2 year	$ 225.00	$ 168.75	25.00%	N/A	N/A	N/A	N/A	N/A
9741B014AA	eCarePAK (Advanced Exchange Program) for FB5U201 1 Month	$ 11.80	$ 8.85	25.00%	N/A	N/A	N/A	N/A	N/A
9741B016AA	eCarePAK (Advanced Exchange Program) for FB102 1 year	$ 75.00	$ 56.25	25.00%	N/A	N/A	N/A	N/A	N/A
9741B017AA	eCarePAK (Advanced Exchange Program) for FB102 2 year	$ 145.00	$ 108.75	25.00%	N/A	N/A	N/A	N/A	N/A
9741B018AA	eCarePAK (Advanced Exchange Program) for FB102 1 Month	$ 7.50	$ 5.63	25.00%	N/A	N/A	N/A	N/A	N/A
3151C002AA	**DR-G2110**	**$ 5,995.00**	**$ 4,496.25**	**25.00%**	**$ 271.30**	**$ 208.63**	**$ 145.99**	**$ 114.88**	**$ 96.26**
3150C009AA	**DR-G2110 USB**	**$ 5,995.00**	**$ 4,496.25**	**25.00%**	**$ 271.30**	**$ 208.63**	**$ 145.99**	**$ 114.88**	**$ 96.26**
3149C002AA	**DR-G2140**	**$ 8,995.00**	**$ 6,746.25**	**25.00%**	**$ 407.07**	**$ 313.03**	**$ 219.05**	**$ 172.37**	**$ 144.44**
3149C009AA	**DR-G2140 USB**	**$ 8,995.00**	**$ 6,746.25**	**25.00%**	**$ 407.07**	**$ 313.03**	**$ 219.05**	**$ 172.37**	**$ 144.44**
	Accessories								
3601C001AA	Imprinter for G-series	$ 395.00	$ 296.25	25.00%	$ 17.88	$ 13.75	$ 9.62	$ 7.57	$ 6.34
3601C002AA	Exchange Roller Kit for G-series	$ 124.00	$ 93.00	25.00%	$ 5.61	$ 4.32	$ 3.02	$ 2.38	$ 1.99
3601C004AA	White Platen Roller	$ 80.00	$ 60.00	25.00%	$ 3.62	$ 2.78	$ 1.95	$ 1.53	$ 1.28
3601C005AA	Separation Pad for G2	$ 36.00	$ 27.00	25.00%	$ 1.63	$ 1.25	$ 0.88	$ 0.69	$ 0.58
2152C002AA	Flatbed Scanner Unit 102	$ 495.00	$ 371.25	25.00%	$ 22.40	$ 17.23	$ 12.05	$ 9.49	$ 7.95
5240B002AC	imageFORMULA Flatbed Scanner Unit 201	$ 1,095.00	$ 821.25	25.00%	$ 49.55	$ 38.11	$ 26.67	$ 20.98	$ 17.58
2766V591	Check Transport and Scanner Wipes	$ 9.93	$ 7.45	25.00%	$ 0.45	$ 0.35	$ 0.24	$ 0.19	$ 0.16
2294C002AA	Scan Kiosk	$ 1,895.00	$ 1,421.25	25.00%	$ 85.76	$ 65.95	$ 46.15	$ 36.31	$ 30.43
0127T974	Scan Kiosk Cabinet (Optional)	$ 325.00	$ 243.75	25.00%	$ 14.71	$ 11.31	$ 7.91	$ 6.23	$ 5.22
3613C004AA	Scan Kiosk II	$ 3,495.00	$ 2,621.25	25.00%	$ 158.17	$ 121.63	$ 85.11	$ 66.97	$ 56.12
	Maintenance Options								
9739B001AA	eCarePak Onsite Installation for G1100/ G1130/ X10C/ X10Cii	$ 295.00	$ 221.25	25.00%	N/A	N/A	N/A	N/A	N/A
9739B002AA	eCarePAK Onsite Installation With Training for G1100/ G1130/ X10C/ X10Cii	$ 495.00	$ 371.25	25.00%	N/A	N/A	N/A	N/A	N/A
9739B050AA	eCarePAK (On-Site Service Program) for DR-G2110 1 year	$ 995.00	$ 746.25	25.00%	N/A	N/A	N/A	N/A	N/A
9739B051AA	eCarePAK (On-Site Service Program) for DR-G2110 2 year	$ 1,791.00	$ 1,343.25	25.00%	N/A	N/A	N/A	N/A	N/A
9739B053AA	eCarePAK (On-Site Service Program) for DR-G2110 9 months	$ 746.00	$ 559.50	25.00%	N/A	N/A	N/A	N/A	N/A
9739B054AA	eCarePAK (On-Site Service Program) for DR-G2110 9 months + 1year	$ 1,567.00	$ 1,175.25	25.00%	N/A	N/A	N/A	N/A	N/A
9739B055AA	eCarePAK (On-Site Service Program) for DR-G2110 1 year +1 PM	$ 1,181.00	$ 885.75	25.00%	N/A	N/A	N/A	N/A	N/A
9739B056AA	eCarePAK (ON-Site Service Program) for DR-G2110 2 year + 2 PM	$ 2,163.00	$ 1,622.25	25.00%	N/A	N/A	N/A	N/A	N/A
9739B057AA	eCarePAK (On-Site Service Program) for DR-G2110 9 months +1PM	$ 932.00	$ 699.00	25.00%	N/A	N/A	N/A	N/A	N/A
9739B058AA	eCarePAK (On-Site Service Program) for DR-G2110 9 months + 1 year +2PM	$ 1,939.00	$ 1,454.25	25.00%	N/A	N/A	N/A	N/A	N/A
9739B024AA	eCarePAK PM (On-Site Service Program) for LVP Scanner Single Event Preventative Maintenance	$ 495.00	$ 371.25	25.00%	N/A	N/A	N/A	N/A	N/A
9739B052AA	eCarePAK (On-Site Service Program) for DR-G2110 1 Month ***	$ 99.50	$ 74.63	25.00%	N/A	N/A	N/A	N/A	N/A
9739B059AA	eCarePAK (On-Site Service Program) for DR-G2140 1 year	$ 1,275.00	$ 956.25	25.00%	N/A	N/A	N/A	N/A	N/A
9739B060AA	eCarePAK (On-Site Service Program) for DR-G2140 2 year	$ 2,295.00	$ 1,721.25	25.00%	N/A	N/A	N/A	N/A	N/A
9739B062AA	eCarePAK (On-Site Service Program) for DR-G2140 9 months	$ 956.00	$ 717.00	25.00%	N/A	N/A	N/A	N/A	N/A
9739B063AA	eCarePAK (On-Site Service Program) for DR-G2140 9 months + 1year	$ 2,008.00	$ 1,506.00	25.00%	N/A	N/A	N/A	N/A	N/A
9739B064AA	eCarePAK (On-Site Service Program) for DR-G2140 1 year +1 PM	$ 1,461.00	$ 1,095.75	25.00%	N/A	N/A	N/A	N/A	N/A
9739B065AA	eCarePAK (ON-Site Service Program) for DR-G2140 2 year + 2 PM	$ 2,667.00	$ 2,000.25	25.00%	N/A	N/A	N/A	N/A	N/A
9739B066AA	eCarePAK (On-Site Service Program) for DR-G2140 9 months +1PM	$ 1,142.00	$ 856.50	25.00%	N/A	N/A	N/A	N/A	N/A
9739B067AA	eCarePAK (On-Site Service Program) for DR-G2140 9 months +1 year +2PM	$ 2,380.00	$ 1,785.00	25.00%	N/A	N/A	N/A	N/A	N/A
9739B024AA	eCarePAK PM (On-Site Service Program) for LVP Scanner Single Event Preventative Maintenance	$ 495.00	$ 371.25	25.00%	N/A	N/A	N/A	N/A	N/A
9739B061AA	eCarePAK (On-Site Service Program) for DR-G2140 1 Month ***	$ 128.00	$ 96.00	25.00%	N/A	N/A	N/A	N/A	N/A
9741B005AA	eCarePAK (Advanced Exchange Program) for FB5U201 1 year	$ 118.00	$ 88.50	25.00%	N/A	N/A	N/A	N/A	N/A
9741B006AA	eCarePAK (Advanced Exchange Program) for FB5U201 2 year	$ 225.00	$ 168.75	25.00%	N/A	N/A	N/A	N/A	N/A
9741B014AA	eCarePAK (Advanced Exchange Program) for FB5U201 1 Month	$ 11.80	$ 8.85	25.00%	N/A	N/A	N/A	N/A	N/A
9741B016AA	eCarePAK (Advanced Exchange Program) for FB102 1 year	$ 75.00	$ 56.25	25.00%	N/A	N/A	N/A	N/A	N/A
9741B017AA	eCarePAK (Advanced Exchange Program) for FB102 2 year	$ 145.00	$ 108.75	25.00%	N/A	N/A	N/A	N/A	N/A
9741B018AA	eCarePAK (Advanced Exchange Program) for FB102 1 Month	$ 7.50	$ 5.63	25.00%	N/A	N/A	N/A	N/A	N/A
9741B026AA	eCarePAK (Advanced Exchange Program) for Scan Kiosk II 1 year	$ 524.00	$ 393.00	25.00%	N/A	N/A	N/A	N/A	N/A
9741B027AA	eCarePAK (Advanced Exchange Program) for Scan Kiosk II 2 Year	$ 874.00	$ 655.50	25.00%	N/A	N/A	N/A	N/A	N/A
9741B023AA	eCarePAK (Advanced Exchange Program) for Scan Kiosk II 9 Months	$ 437.00	$ 327.75	25.00%	N/A	N/A	N/A	N/A	N/A
9741B030AA	eCarePAK (Advanced Exchange Program) for Scan Kiosk II 1 Month***	$ 52.00	$ 39.00	25.00%	N/A	N/A	N/A	N/A	N/A
3151C002AA	**DR-G2090 USB**	**$ 4,995.00**	**$ 3,746.25**	**25.00%**	**$ 226.05**	**$ 173.83**	**$ 121.64**	**$ 95.72**	**$ 80.21**
	Accessories								
3601C001AA	Imprinter for G-series	$ 395.00	$ 296.25	25.00%	$ 17.88	$ 13.75	$ 9.62	$ 7.57	$ 6.34
3601C002AA	Exchange Roller Kit for G-series	$ 124.00	$ 93.00	25.00%	$ 5.61	$ 4.32	$ 3.02	$ 2.38	$ 1.99
3601C004AA	White Platen Roller	$ 80.00	$ 60.00	25.00%	$ 3.62	$ 2.78	$ 1.95	$ 1.53	$ 1.28
3601C005AA	Separation Pad for G2	$ 36.00	$ 27.00	25.00%	$ 1.63	$ 1.25	$ 0.88	$ 0.69	$ 0.58
2152C002AA	Flatbed Scanner Unit 102	$ 495.00	$ 371.25	25.00%	$ 22.40	$ 17.23	$ 12.05	$ 9.49	$ 7.95
5240B002AC	imageFORMULA Flatbed Scanner Unit 201	$ 1,095.00	$ 821.25	25.00%	$ 49.55	$ 38.11	$ 26.67	$ 20.98	$ 17.58
2766V591	Check Transport and Scanner Wipes	$ 9.93	$ 7.45	25.00%	$ 0.45	$ 0.35	$ 0.24	$ 0.19	$ 0.16
2294C002AA	Scan Kiosk	$ 1,895.00	$ 1,421.25	25.00%	$ 85.76	$ 65.95	$ 46.15	$ 36.31	$ 30.43
0127T974	Scan Kiosk Cabinet (Optional)	$ 325.00	$ 243.75	25.00%	$ 14.71	$ 11.31	$ 7.91	$ 6.23	$ 5.22
3613C004AA	Scan Kiosk II	$ 3,495.00	$ 2,621.25	25.00%	$ 158.17	$ 121.63	$ 85.11	$ 66.97	$ 56.12
	Maintenance Options								
9739B068AA	eCarePAK (On-Site Service Program) for DR-G2090 USB 1 year	$ 899.00	$ 674.25	25.00%	N/A	N/A	N/A	N/A	N/A
9739B069AA	eCarePAK (On-Site Service Program) for DR-G2090 USB 2 year	$ 1,499.00	$ 1,124.25	25.00%	N/A	N/A	N/A	N/A	N/A
9739B071AA	eCarePAK (On-Site Service Program) for DR-G2090 USB 9 months	$ 699.00	$ 524.25	25.00%	N/A	N/A	N/A	N/A	N/A
9739B072AA	eCarePAK (On-Site Service Program) for DR-G2090 USB 9 months + 1year	$ 1,299.00	$ 974.25	25.00%	N/A	N/A	N/A	N/A	N/A
9739B073AA	eCarePAK (On-Site Service Program) for DR-G2090 USB 1 year +1 PM	$ 1,085.00	$ 813.75	25.00%	N/A	N/A	N/A	N/A	N/A
9739B074AA	eCarePAK (ON-Site Service Program) for DR-G2090 USB 2 year + 2 PM	$ 1,871.00	$ 1,403.25	25.00%	N/A	N/A	N/A	N/A	N/A
9739B075AA	eCarePAK (On-Site Service Program) for DR-G2090 USB 9 months +1PM	$ 885.00	$ 663.75	25.00%	N/A	N/A	N/A	N/A	N/A
9739B076AA	eCarePAK (On-Site Service Program) for DR-G2090 USB 9 months +1 year +2PM	$ 1,671.00	$ 1,253.25	25.00%	N/A	N/A	N/A	N/A	N/A
9739B024AA	eCarePAK PM (On-Site Service Program) for LVP Scanner Single Event Preventative Maintenance	$ 495.00	$ 371.25	25.00%	N/A	N/A	N/A	N/A	N/A
9739B070AA	eCarePAK (On-Site Service Program) for DR-G2090 USB 1 Month ***	$ 100.00	$ 75.00	25.00%	N/A	N/A	N/A	N/A	N/A
9741B005AA	eCarePAK (Advanced Exchange Program) for FB5U201 1 year	$ 118.00	$ 88.50	25.00%	N/A	N/A	N/A	N/A	N/A
9741B006AA	eCarePAK (Advanced Exchange Program) for FB5U201 2 year	$ 225.00	$ 168.75	25.00%	N/A	N/A	N/A	N/A	N/A
9741B014AA	eCarePAK (Advanced Exchange Program) for FB5U201 1 Month	$ 11.80	$ 8.85	25.00%	N/A	N/A	N/A	N/A	N/A
9741B016AA	eCarePAK (Advanced Exchange Program) for FB102 1 year	$ 75.00	$ 56.25	25.00%	N/A	N/A	N/A	N/A	N/A
9741B017AA	eCarePAK (Advanced Exchange Program) for FB102 2 year	$ 145.00	$ 108.75	25.00%	N/A	N/A	N/A	N/A	N/A
9741B018AA	eCarePAK (Advanced Exchange Program) for FB102 1 Month	$ 7.50	$ 5.63	25.00%	N/A	N/A	N/A	N/A	N/A
imageCLASS									
3103C004AA	**Color imageCLASS LBP664Cdw**	**$ 1,295.00**	**$ 647.50**	**50.00%**	**$ 39.07**	**$ 30.04**	**$ 21.02**	**$ 16.54**	**$ 13.86**
	Accessories								
0732A032AA	Cassette Unit-AF1	$ 299.00	$ 164.45	45.00%	$ 9.92	$ 7.63	$ 5.34	$ 4.20	$ 3.52
5143B001AA	Barcode Printing Kit-E1	$ 726.00	$ 399.30	45.00%	$ 23.89	$ 18.37	$ 12.86	$ 10.12	$ 8.48
5146B002AA	Mikrad Attach Kit-B1	$ 90.00	$ 49.50	45.00%	$ 2.99	$ 2.30	$ 1.61	$ 1.26	$ 1.06
	Supplies								
3017C001AA	Cartridge 055 H Yellow	$ 235.00	$ 199.75	15.00%	N/A	N/A	N/A	N/A	N/A
3018C001AA	Cartridge 055 H Magenta	$ 235.00	$ 199.75	15.00%	N/A	N/A	N/A	N/A	N/A
3019C001AA	Cartridge 055 H Cyan	$ 235.00	$ 199.75	15.00%	N/A	N/A	N/A	N/A	N/A
3020C001AA	Cartridge 055 H Black	$ 170.00	$ 144.50	15.00%	N/A	N/A	N/A	N/A	N/A
	Maintenance Options								
5707B082AA	eCarePAK Exchange 1-year	$ 87.50	$ 65.63	25.00%	N/A	N/A	N/A	N/A	N/A
5707B083AA	eCarePAK Exchange 2-year	$ 120.00	$ 90.00	25.00%	N/A	N/A	N/A	N/A	N/A
5707B084AA	eCarePAK Exchange 3-year	$ 175.00	$ 131.25	25.00%	N/A	N/A	N/A	N/A	N/A
5707B085AA	eCarePAK Exchange 4-year	$ 275.00	$ 206.25	25.00%	N/A	N/A	N/A	N/A	N/A
	Service Plans Color imageCLASS LBP664Cdw:								
	Color Zero Base - Includes OEM toner, parts, labor (no staples)		$ 0.18000						
	BW Zero Base - Includes OEM toner, parts, labor (no staples)		$ 0.02000						

NASPO State: Florida

Item Code	Description	MSRP	Purchase Price	% off MSRP	Straight Lease Monthly Payments				
					18 Months	24 Months	36 Months	48 Months	60 Months
	Color Zero Base - Parts and labor only (no supplies)		$ 0.00360						
	BW Zero Base - Parts and labor only (no supplies)		$ 0.00360						
	Flat Rate Fee - Parts and labor only (no supplies)		$ 5.50000						
3103C025AA	**Color imageCLASS X LBP1127C**	**$ 1,295.00**	**$ 647.50**	**50.00%**	**$ 39.07**	**$ 30.04**	**$ 21.02**	**$ 16.54**	**$ 13.86**
	Accessories								
0732A032AA	Cassette Unit-AF1	$ 299.00	$ 164.45	45.00%	$ 9.92	$ 7.63	$ 5.34	$ 4.20	$ 3.52
5143B001AA	Barcode Printing Kit-E1	$ 720.00	$ 396.00	45.00%	$ 23.89	$ 18.37	$ 12.86	$ 10.12	$ 8.48
5146B002AA	Micard Attach Kit-B1	$ 90.00	$ 49.50	45.00%	$ 2.99	$ 2.30	$ 1.61	$ 1.26	$ 1.06
	Supplies								
3017C005AA	Toner T09 Yellow (5,900 impressions)	$ 235.00	$ 199.75	15.00%	N/A	N/A	N/A	N/A	N/A
3018C005AA	Toner T09 Magenta (5,900 impressions)	$ 235.00	$ 199.75	15.00%	N/A	N/A	N/A	N/A	N/A
3019C005AA	Toner T09 Cyan (5,900 impressions)	$ 235.00	$ 199.75	15.00%	N/A	N/A	N/A	N/A	N/A
3020C005AA	Toner T09 Black (7,600 impressions)	$ 170.00	$ 144.50	15.00%	N/A	N/A	N/A	N/A	N/A
	Maintenance Options								
5707B082AA	eCarePAK Exchange 1-year	$ 87.50	$ 65.63	25.00%	N/A	N/A	N/A	N/A	N/A
5707B083AA	eCarePAK Exchange 2-year	$ 120.00	$ 90.00	25.00%	N/A	N/A	N/A	N/A	N/A
5707B084AA	eCarePAK Exchange 3-year	$ 175.00	$ 131.25	25.00%	N/A	N/A	N/A	N/A	N/A
5707B085AA	eCarePAK Exchange 4-year	$ 275.00	$ 206.25	25.00%	N/A	N/A	N/A	N/A	N/A
	Service Plans Color imageCLASS X LBP1127C								
	Color Zero Base - Includes OEM toner, parts, labor (no staples)		$ 0.18000						
	BW Zero Base - Includes OEM toner, parts, labor (no staples)		$ 0.02000						
	Color Zero Base - Parts and labor only (no supplies)		$ 0.00360						
	BW Zero Base - Parts and labor only (no supplies)		$ 0.00360						
	Flat Rate Fee - Parts and labor only (no supplies)		$ 5.50000						
0656C002AA	**Color imageCLASS LBP712Cdn**	**$ 1,795.00**	**$ 897.50**	**50.00%**	**$ 54.16**	**$ 41.64**	**$ 29.14**	**$ 22.93**	**$ 19.22**
	Accessories								
0942C001AA	Paper Feeder PF-D1	$ 650.00	$ 357.50	45.00%	$ 21.57	$ 16.59	$ 11.61	$ 9.13	$ 7.65
0643A029AA	PCL Font Set-G1	$ 390.00	$ 214.50	45.00%	$ 12.94	$ 9.95	$ 6.96	$ 5.48	$ 4.59
0655A004AA	SD Card-C1	$ 380.00	$ 209.00	45.00%	$ 12.61	$ 9.70	$ 6.79	$ 5.34	$ 4.47
0660A018AA	Barcode Printing Kit-F1	$ 720.00	$ 396.00	45.00%	$ 23.89	$ 18.37	$ 12.86	$ 10.12	$ 8.48
5858A009AA	Cabinet Type-P	$ 299.00	$ 164.45	45.00%	$ 9.92	$ 7.63	$ 5.34	$ 4.20	$ 3.52
	Supplies								
0455C001AA	Cartridge 040 H Yellow	$ 380.00	$ 323.00	15.00%	N/A	N/A	N/A	N/A	N/A
0457C001AA	Cartridge 040 H Magenta	$ 380.00	$ 323.00	15.00%	N/A	N/A	N/A	N/A	N/A
0459C001AA	Cartridge 040 H Cyan	$ 380.00	$ 323.00	15.00%	N/A	N/A	N/A	N/A	N/A
0461C001AA	Cartridge 040 H Black	$ 274.00	$ 232.90	15.00%	N/A	N/A	N/A	N/A	N/A
0942C002AA	Waste Toner Box WT-B1	$ 190.00	$ 161.50	15.00%	N/A	N/A	N/A	N/A	N/A
	Maintenance Options								
5707B090AA	eCarePAK Onsite 1-year	$ 215.00	$ 161.25	25.00%	N/A	N/A	N/A	N/A	N/A
5707B091AA	eCarePAK Onsite 2-year	$ 285.00	$ 213.75	25.00%	N/A	N/A	N/A	N/A	N/A
5707B092AA	eCarePAK Onsite 3-year	$ 420.00	$ 315.00	25.00%	N/A	N/A	N/A	N/A	N/A
5707B093AA	eCarePAK Onsite 4-year	$ 655.00	$ 491.25	25.00%	N/A	N/A	N/A	N/A	N/A
	Service Plans Color imageCLASS LBP712Cdn								
	Color Zero Base - Includes OEM toner, parts, labor (no staples)		$ 0.11000						
	BW Zero Base - Includes OEM toner, parts, labor (no staples)		$ 0.01500						
	Color Zero Base - Parts and labor only (no supplies)		$ 0.00140						
	BW Zero Base - Parts and labor only (no supplies)		$ 0.00140						
	Flat Rate Fee - Parts and labor only (no supplies)		$ 4.25						
3101C009AA	**Color imageCLASS MF745Cdw**	**$ 1,595.00**	**$ 574.20**	**64.00%**	**$ 34.65**	**$ 26.64**	**$ 18.64**	**$ 14.67**	**$ 12.29**
	Accessories								
0732A032AA	Cassette Unit-AF1	$ 299.00	$ 164.45	45.00%	$ 9.92	$ 7.63	$ 5.34	$ 4.20	$ 3.52
	Supplies								
3017C001AA	Cartridge 055 H Yellow	$ 235.00	$ 199.75	15.00%	N/A	N/A	N/A	N/A	N/A
3018C001AA	Cartridge 055 H Magenta	$ 235.00	$ 199.75	15.00%	N/A	N/A	N/A	N/A	N/A
3019C001AA	Cartridge 055 H Cyan	$ 235.00	$ 199.75	15.00%	N/A	N/A	N/A	N/A	N/A
3020C001AA	Cartridge 055 H Black	$ 170.00	$ 144.50	15.00%	N/A	N/A	N/A	N/A	N/A
	Maintenance Options								
5707B050AA	eCarePAK Exchange 1-year	$ 65.00	$ 48.75	25.00%	N/A	N/A	N/A	N/A	N/A
5707B051AA	eCarePAK Exchange 2-year	$ 90.00	$ 67.50	25.00%	N/A	N/A	N/A	N/A	N/A
5707B052AA	eCarePAK Exchange 3-year	$ 130.00	$ 97.50	25.00%	N/A	N/A	N/A	N/A	N/A
5707B053AA	eCarePAK Exchange 4-year	$ 205.00	$ 153.75	25.00%	N/A	N/A	N/A	N/A	N/A
	Service Plans Color imageCLASS MF745Cdw								
	Color Zero Base - Includes OEM toner, parts, labor (no staples)		$ 0.18000						
	BW Zero Base - Includes OEM toner, parts, labor (no staples)		$ 0.02000						
	Color Zero Base - Parts and labor only (no supplies)		$ 0.00080						
	BW Zero Base - Parts and labor only (no supplies)		$ 0.00080						
	Flat Rate Fee - Parts and labor only (no supplies)		$ 1.00						
3101C005AA	**Color imageCLASS MF746Cdw**	**$ 1,595.00**	**$ 574.20**	**64.00%**	**$ 34.65**	**$ 26.64**	**$ 18.64**	**$ 14.67**	**$ 12.29**
	Accessories								
0732A032AA	Cassette Unit-AF1	$ 299.00	$ 164.45	45.00%	$ 9.92	$ 7.63	$ 5.34	$ 4.20	$ 3.52
5143B001AA	Barcode Printing Kit-E1	$ 720.00	$ 396.00	45.00%	$ 23.89	$ 18.37	$ 12.86	$ 10.12	$ 8.48
5146B002AA	Micard Attach Kit-B1	$ 90.00	$ 49.50	45.00%	$ 2.99	$ 2.30	$ 1.61	$ 1.26	$ 1.06
9594B002AA	PDF Security-E1E	$ 940.00	$ 517.00	45.00%	$ 31.20	$ 23.99	$ 16.79	$ 13.21	$ 11.07
5140B002AA	Copy Card Reader Attachment-J1	$ 90.00	$ 49.50	45.00%	$ 2.99	$ 2.30	$ 1.61	$ 1.26	$ 1.06
5145B001AA	Control I/F Kit-C1	$ 53.00	$ 29.15	45.00%	$ 1.76	$ 1.35	$ 0.95	$ 0.74	$ 0.62
4784B001AA	Copy Card Reader-F1	$ 315.00	$ 173.25	45.00%	$ 10.45	$ 8.04	$ 5.63	$ 4.43	$ 3.71
	Supplies								
3017C001AA	Cartridge 055 H Yellow	$ 235.00	$ 199.75	15.00%	N/A	N/A	N/A	N/A	N/A
3018C001AA	Cartridge 055 H Magenta	$ 235.00	$ 199.75	15.00%	N/A	N/A	N/A	N/A	N/A
3019C001AA	Cartridge 055 H Cyan	$ 235.00	$ 199.75	15.00%	N/A	N/A	N/A	N/A	N/A
3020C001AA	Cartridge 055 H Black	$ 170.00	$ 144.50	15.00%	N/A	N/A	N/A	N/A	N/A
	Maintenance Options								
5707B082AA	eCarePAK Exchange 1-year	$ 87.50	$ 65.63	25.00%	N/A	N/A	N/A	N/A	N/A
5707B083AA	eCarePAK Exchange 2-year	$ 120.00	$ 90.00	25.00%	N/A	N/A	N/A	N/A	N/A
5707B084AA	eCarePAK Exchange 3-year	$ 175.00	$ 131.25	25.00%	N/A	N/A	N/A	N/A	N/A
5707B085AA	eCarePAK Exchange 4-year	$ 275.00	$ 206.25	25.00%	N/A	N/A	N/A	N/A	N/A
	Service Plans Color imageCLASS MF746Cdw								
	Color Zero Base - Includes OEM toner, parts, labor (no staples)		$ 0.18000						
	BW Zero Base - Includes OEM toner, parts, labor (no staples)		$ 0.02000						
	Color Zero Base - Parts and labor only (no supplies)		$ 0.00080						
	BW Zero Base - Parts and labor only (no supplies)		$ 0.00080						
	Flat Rate Fee - Parts and labor only (no supplies)		$ 1.00						
3101C053AA	**Color imageCLASS X MF1127C**	**$ 1,595.00**	**$ 574.20**	**64.00%**	**$ 34.65**	**$ 26.64**	**$ 18.64**	**$ 14.67**	**$ 12.29**
	Accessories								
0732A032AA	Cassette Unit-AF1	$ 299.00	$ 164.45	45.00%	$ 9.92	$ 7.63	$ 5.34	$ 4.20	$ 3.52
5143B001AA	Barcode Printing Kit-E1	$ 720.00	$ 396.00	45.00%	$ 23.89	$ 18.37	$ 12.86	$ 10.12	$ 8.48
5146B002AA	Micard Attach Kit-B1	$ 90.00	$ 49.50	45.00%	$ 2.99	$ 2.30	$ 1.61	$ 1.26	$ 1.06
9594B002AA	PDF Security-E1E	$ 940.00	$ 517.00	45.00%	$ 31.20	$ 23.99	$ 16.79	$ 13.21	$ 11.07
5140B002AA	Copy Card Reader Attachment-J1	$ 90.00	$ 49.50	45.00%	$ 2.99	$ 2.30	$ 1.61	$ 1.26	$ 1.06
5145B001AA	Control I/F Kit-C1	$ 53.00	$ 29.15	45.00%	$ 1.76	$ 1.35	$ 0.95	$ 0.74	$ 0.62
4784B001AA	Copy Card Reader-F1	$ 315.00	$ 173.25	45.00%	$ 10.45	$ 8.04	$ 5.63	$ 4.43	$ 3.71
	Supplies								
3017C005AA	Toner T09 Yellow (5,900 impressions)	$ 235.00	$ 199.75	15.00%	N/A	N/A	N/A	N/A	N/A
3018C005AA	Toner T09 Magenta (5,900 impressions)	$ 235.00	$ 199.75	15.00%	N/A	N/A	N/A	N/A	N/A
3019C005AA	Toner T09 Cyan (5,900 impressions)	$ 235.00	$ 199.75	15.00%	N/A	N/A	N/A	N/A	N/A
3020C005AA	Toner T09 Black (7,600 impressions)	$ 170.00	$ 144.50	15.00%	N/A	N/A	N/A	N/A	N/A
	Maintenance Options								
5707B082AA	eCarePAK Exchange 1-year	$ 87.50	$ 65.63	25.00%	N/A	N/A	N/A	N/A	N/A
5707B083AA	eCarePAK Exchange 2-year	$ 120.00	$ 90.00	25.00%	N/A	N/A	N/A	N/A	N/A
5707B084AA	eCarePAK Exchange 3-year	$ 175.00	$ 131.25	25.00%	N/A	N/A	N/A	N/A	N/A
5707B085AA	eCarePAK Exchange 4-year	$ 275.00	$ 206.25	25.00%	N/A	N/A	N/A	N/A	N/A

NASPO State: Florida

Item Code	Description	MSRP	Purchase Price	% off MSRP	Straight Lease Monthly Payments				
					18 Months	24 Months	36 Months	48 Months	60 Months
	Service Plans Color imageCLASS X MF1127C								
	Color Zero Base – Includes OEM toner, parts, labor (no staples)		$ 0.18000						
	BW Zero Base - Includes OEM toner, parts, labor (no staples)		$ 0.02000						
	Color Zero Base - Parts and labor only (no supplies)		$ 0.00080						
	BW Zero Base - Parts and labor only (no supplies)		$ 0.00080						
	Flat Rate Fee - Parts and labor only (no supplies)		$ 1.00						
3516C003AA	**imageCLASS LBP228dw**	**$ 599.00**	**$ 299.50**	**50.00%**	**$ 18.07**	**$ 13.90**	**$ 9.72**	**$ 7.65**	**$ 6.41**
	Accessories								
0732A033AA	Cassette Unit-AH1	$ 299.00	$ 164.45	45.00%	$ 9.92	$ 7.63	$ 5.34	$ 4.20	$ 3.52
5143B001AA	Barcode Printing Kit-E1	$ 720.00	$ 396.00	45.00%	$ 23.89	$ 18.37	$ 12.86	$ 10.12	$ 8.48
5146B002AA	Micard Attach Kit-B1	$ 90.00	$ 49.50	45.00%	$ 2.99	$ 2.30	$ 1.61	$ 1.26	$ 1.06
	Supplies								
3010C001AA	Cartridge 057H	$ 276.00	$ 234.60	15.00%	N/A	N/A	N/A	N/A	N/A
	Maintenance Options								
5707B074AA	eCarepak 1y	$ 45.00	$ 33.75	25.00%	N/A	N/A	N/A	N/A	N/A
5707B075AA	eCarepak 2y	$ 55.00	$ 41.25	25.00%	N/A	N/A	N/A	N/A	N/A
5707B076AA	eCarepak 3y	$ 80.00	$ 60.00	25.00%	N/A	N/A	N/A	N/A	N/A
5707B077AA	eCarepak 4y	$ 120.00	$ 90.00	25.00%	N/A	N/A	N/A	N/A	N/A
	Service Plans imageCLASS LBP228dw								
	BW Zero Base – Includes OEM toner, parts, labor (no staples)		$ 0.02500						
	BW Zero Base - Parts and labor only (no supplies)		$ 0.00250						
	Flat Rate Fee - Parts and labor only (no supplies)		$ 2.00						
3516C029AA	**imageCLASS X LBP1238**	**$ 599.00**	**$ 299.50**	**50.00%**	**$ 18.07**	**$ 13.90**	**$ 9.72**	**$ 7.65**	**$ 6.41**
	Accessories								
0732A033AA	Cassette Unit-AH1	$ 299.00	$ 164.45	45.00%	$ 9.92	$ 7.63	$ 5.34	$ 4.20	$ 3.52
5143B001AA	Barcode Printing Kit-E1	$ 720.00	$ 396.00	45.00%	$ 23.89	$ 18.37	$ 12.86	$ 10.12	$ 8.48
5146B002AA	Micard Attach Kit-B1	$ 90.00	$ 49.50	45.00%	$ 2.99	$ 2.30	$ 1.61	$ 1.26	$ 1.06
	Supplies								
3010C005AA	TONER T08 BK (11,000 impressions)	$ 276.00	$ 234.60	15.00%	N/A	N/A	N/A	N/A	N/A
	Maintenance Options								
5707B074AA	eCarepak 1y	$ 45.00	$ 33.75	25.00%	N/A	N/A	N/A	N/A	N/A
5707B075AA	eCarepak 2y	$ 55.00	$ 41.25	25.00%	N/A	N/A	N/A	N/A	N/A
5707B076AA	eCarepak 3y	$ 80.00	$ 60.00	25.00%	N/A	N/A	N/A	N/A	N/A
5707B077AA	eCarepak 4y	$ 120.00	$ 90.00	25.00%	N/A	N/A	N/A	N/A	N/A
	Service Plans imageCLASS X LBP1238								
	BW Zero Base - Includes OEM toner, parts, labor (no staples)		$ 0.02500						
	BW Zero Base - Parts and labor only (no supplies)		$ 0.00250						
	Flat Rate Fee - Parts and labor only (no supplies)		$ 2.00						
3515C003AA	**imageCLASS LBP325dn**	**$ 1,395.00**	**$ 697.50**	**50.00%**	**$ 42.09**	**$ 32.36**	**$ 22.65**	**$ 17.82**	**$ 14.93**
	Accessories								
0865C001AA	Paper Feeder PF-C1	$ 349.00	$ 191.95	45.00%	$ 11.58	$ 8.91	$ 6.23	$ 4.90	$ 4.11
0643A029AA	PCL Font Set-C1	$ 390.00	$ 214.50	45.00%	$ 12.94	$ 9.95	$ 6.96	$ 5.48	$ 4.59
0655A004AA	SD Card-C1	$ 380.00	$ 209.00	45.00%	$ 12.61	$ 9.70	$ 6.79	$ 5.34	$ 4.47
0660A018AA	Barcode Printing Kit-F1	$ 720.00	$ 396.00	45.00%	$ 23.89	$ 18.37	$ 12.86	$ 10.12	$ 8.48
5858A010AB	Cabinet Type-S	$ 299.00	$ 164.45	45.00%	$ 9.92	$ 7.63	$ 5.34	$ 4.20	$ 3.52
	Supplies								
3008C001AA	Cartridge 056 H Black	$ 380.00	$ 323.00	15.00%	N/A	N/A	N/A	N/A	N/A
	Maintenance Options								
5707B082AA	eCarePAK Exchange 1-year	$ 87.50	$ 65.63	25.00%	N/A	N/A	N/A	N/A	N/A
5707B083AA	eCarePAK Exchange 2-year	$ 120.00	$ 90.00	25.00%	N/A	N/A	N/A	N/A	N/A
5707B084AA	eCarePAK Exchange 3-year	$ 175.00	$ 131.25	25.00%	N/A	N/A	N/A	N/A	N/A
5707B085AA	eCarePAK Exchange 4-year	$ 275.00	$ 206.25	25.00%	N/A	N/A	N/A	N/A	N/A
	Service Plans imageCLASS LBP325dn								
	BW Zero Base – Includes OEM toner, parts, labor (no staples)		$ 0.01700						
	BW Zero Base - Parts and labor only (no supplies)		$ 0.00120						
	Flat Rate Fee - Parts and labor only (no supplies)		$ 2.50						
0562C002AB	**LBP351dn SFP**	**$ 2,395.00**	**$ 1,197.50**	**50.00%**	**$ 72.26**	**$ 55.56**	**$ 38.88**	**$ 30.60**	**$ 25.64**
0562C007AB	**LBP352dn SFP**	**$ 3,395.00**	**$ 1,697.50**	**50.00%**	**$ 102.43**	**$ 78.76**	**$ 55.12**	**$ 43.37**	**$ 36.34**
	Accessories								
0563C003AA	Envelope Feeder-A1	$ 390.00	$ 214.50	45.00%	$ 12.94	$ 9.95	$ 6.96	$ 5.48	$ 4.59
0563C005AA	Custom Media Cassette-A1	$ 360.00	$ 198.00	45.00%	$ 11.95	$ 9.19	$ 6.43	$ 5.06	$ 4.24
0563C004AA	A5 Cassette-A1	$ 360.00	$ 198.00	45.00%	$ 11.95	$ 9.19	$ 6.43	$ 5.06	$ 4.24
0563C001AA	Paper Feeder PF-B1	$ 420.00	$ 231.00	45.00%	$ 13.94	$ 10.72	$ 7.50	$ 5.90	$ 4.95
0563C002AA	Paper Deck Unit-G1	$ 750.00	$ 412.50	45.00%	$ 24.89	$ 19.14	$ 13.39	$ 10.54	$ 8.83
5858A006AA	Cabinet Type-T1	$ 429.00	$ 235.95	45.00%	$ 14.24	$ 10.95	$ 7.66	$ 6.03	$ 5.05
5858A007AA	Stand Type-T	$ 359.00	$ 197.45	45.00%	$ 11.91	$ 9.16	$ 6.41	$ 5.04	$ 4.23
0563C008AA	User Maintenance Kit A1	$ 500.00	$ 275.00	45.00%	$ 16.59	$ 12.76	$ 8.93	$ 7.03	$ 5.89
0655A004AA	SD Card-C1	$ 380.00	$ 209.00	45.00%	$ 12.61	$ 9.70	$ 6.79	$ 5.34	$ 4.47
0660A018AA	Barcode Printing Kit-F1	$ 720.00	$ 396.00	45.00%	$ 23.89	$ 18.37	$ 12.86	$ 10.12	$ 8.48
0643A029AA	PCL Font Set-C1	$ 390.00	$ 214.50	45.00%	$ 12.94	$ 9.95	$ 6.96	$ 5.48	$ 4.59
	Supplies								
0288C001AA	CRG 039 H	$ 350.00	$ 297.50	15.00%	N/A	N/A	N/A	N/A	N/A
	Maintenance Options								
5707B090AA	eCarePAK Onsite 1-year (LBP351)	$215.00	$ 161.25	25.00%	N/A	N/A	N/A	N/A	N/A
5707B091AA	eCarePAK Onsite 2-year (LBP351)	$285.00	$ 213.75	25.00%	N/A	N/A	N/A	N/A	N/A
5707B092AA	eCarePAK Onsite 3-year (LBP351)	$420.00	$ 315.00	25.00%	N/A	N/A	N/A	N/A	N/A
5707B093AA	eCarePAK Onsite 4-year (LBP351)	$655.00	$ 491.25	25.00%	N/A	N/A	N/A	N/A	N/A
5707B094AA	eCarePAK Onsite 1-year (LBP352)	$360.00	$ 285.00	25.00%	N/A	N/A	N/A	N/A	N/A
5707B095AA	eCarePAK Onsite 2-year (LBP352)	$515.00	$ 386.25	25.00%	N/A	N/A	N/A	N/A	N/A
5707B096AA	eCarePAK Onsite 3-year (LBP352)	$735.00	$ 551.25	25.00%	N/A	N/A	N/A	N/A	N/A
5707B097AA	eCarePAK Onsite 4-year (LBP352)	$1,150.00	$ 862.50	25.00%	N/A	N/A	N/A	N/A	N/A
	Service Plans imageCLASS LBP351dn SFP / LBP352dn SFP								
	BW Zero Base - Includes OEM toner, parts, labor (no staples)		$ 0.01500						
	BW Zero Base - Parts and labor only (no supplies)		$ 0.00020						
	Flat Rate Fee - Parts and labor only (no supplies)		$ 1.00						
3514C002AA	**imageCLASS MF449dw**	**$ 1,195.00**	**$ 418.25**	**65.00%**	**$ 25.24**	**$ 19.41**	**$ 13.58**	**$ 10.69**	**$ 8.95**
	Accessories								
0732A033AA	Cassette Unit-AH1	$ 299.00	$ 164.45	45.00%	$ 9.92	$ 7.63	$ 5.34	$ 4.20	$ 3.52
5143B001AA	Barcode Printing Kit-E1	$ 720.00	$ 396.00	45.00%	$ 23.89	$ 18.37	$ 12.86	$ 10.12	$ 8.48
5146B002AA	Micard Attach Kit-B1	$ 90.00	$ 49.50	45.00%	$ 2.99	$ 2.30	$ 1.61	$ 1.26	$ 1.06
5994B002AA	PDF Security-E1E	$ 940.00	$ 517.00	45.00%	$ 31.20	$ 23.99	$ 16.79	$ 13.21	$ 11.07
5140B002AA	Copy Card Reader Attachment-J1	$ 90.00	$ 49.50	45.00%	$ 2.99	$ 2.30	$ 1.61	$ 1.26	$ 1.06
5145B001AA	Control I/F Kit-C1	$ 53.00	$ 29.15	45.00%	$ 1.76	$ 1.35	$ 0.95	$ 0.74	$ 0.62
4784B001AA	Copy Card Reader-F1	$ 315.00	$ 173.25	45.00%	$ 10.45	$ 8.04	$ 5.63	$ 4.43	$ 3.71
	Supplies								
3010C001AA	Cartridge 057H	$ 276.00	$ 234.60	15.00%	N/A	N/A	N/A	N/A	N/A
	Maintenance Options								
5707B082AA	eCarePAK Exchange 1-year	$ 87.50	$ 65.63	25.00%	N/A	N/A	N/A	N/A	N/A
5707B083AA	eCarePAK Exchange 2-year	$ 120.00	$ 90.00	25.00%	N/A	N/A	N/A	N/A	N/A
5707B084AA	eCarePAK Exchange 3-year	$ 175.00	$ 131.25	25.00%	N/A	N/A	N/A	N/A	N/A
5707B085AA	eCarePAK Exchange 4-year	$ 275.00	$ 206.25	25.00%	N/A	N/A	N/A	N/A	N/A
	Service Plans imageCLASS MF449dw								
	BW Zero Base - Includes OEM toner, parts, labor (no staples)		$ 0.03300						
	BW Zero Base - Parts and labor only (no supplies)		$ 0.00990						
	Flat Rate Fee - Parts and labor only (no supplies)		$ 5.00						
3514C052AA	**imageCLASS X MF1238**	**$ 1,195.00**	**$ 418.25**	**65.00%**	**$ 25.24**	**$ 19.41**	**$ 13.58**	**$ 10.69**	**$ 8.95**
	Accessories								
0732A033AA	Cassette Unit-AH1	$ 299.00	$ 164.45	45.00%	$ 9.92	$ 7.63	$ 5.34	$ 4.20	$ 3.52

NASPO State: Florida

					Straight Lease Monthly Payments				
Item Code	Description	MSRP	Purchase Price	% off MSRP	18 Months	24 Months	36 Months	48 Months	60 Months
5143B001AA	Barcode Printing Kit-E1	$ 720.00	$ 396.00	45.00%	$ 23.89	$ 18.37	$ 12.86	$ 10.12	$ 8.48
5146B002AA	Micard Attach Kit-B1	$ 90.00	$ 49.50	45.00%	$ 2.99	$ 2.30	$ 1.61	$ 1.26	$ 1.06
9594B002AA	PDF Security-E1E	$ 940.00	$ 517.00	45.00%	$ 31.20	$ 23.99	$ 16.79	$ 13.21	$ 11.07
5140B002AA	Copy Card Reader Attachment-J1	$ 90.00	$ 49.50	45.00%	$ 2.99	$ 2.30	$ 1.61	$ 1.26	$ 1.06
5145B001AA	Control I/F Kit-C1	$ 53.00	$ 29.15	45.00%	$ 1.76	$ 1.35	$ 0.95	$ 0.74	$ 0.62
4784B001AA	Copy Card Reader-F1	$ 315.00	$ 173.25	45.00%	$ 10.45	$ 8.04	$ 5.63	$ 4.43	$ 3.71
	Supplies								
3010C005AA	TONER T08 BK (11,000 impressions)	$ 276.00	$ 234.60	15.00%	N/A	N/A	N/A	N/A	N/A
	Maintenance Options								
5707B082AA	eCarePAK Exchange 1-year	$ 87.50	$ 65.63	25.00%	N/A	N/A	N/A	N/A	N/A
5707B083AA	eCarePAK Exchange 2-year	$ 120.00	$ 90.00	25.00%	N/A	N/A	N/A	N/A	N/A
5707B084AA	eCarePAK Exchange 3-year	$ 175.00	$ 131.25	25.00%	N/A	N/A	N/A	N/A	N/A
5707B085AA	eCarePAK Exchange 4-year	$ 275.00	$ 206.25	25.00%	N/A	N/A	N/A	N/A	N/A
	Service Plans imageCLASS X MF1238								
	BW Zero Base - Includes OEM toner, parts, labor (no staples)		$ 0.03300						
	BW Zero Base - Parts and labor only (no supplies)		$ 0.00990						
	Flat Rate Fee - Parts and labor only (no supplies)		$ 5.00						
3513C002AA	**imageCLASS MF543dw**	**$ 1,695.00**	**$ 847.50**	**50.00%**	**$ 51.14**	**$ 39.32**	**$ 27.52**	**$ 21.65**	**$ 18.14**
	Accessories								
0865C001AA	Paper Feeder PF-C1	$ 349.00	$ 191.95	45.00%	$ 11.58	$ 8.91	$ 6.23	$ 4.90	$ 4.11
9594B002AA	PDF Security-E1E	$ 940.00	$ 517.00	45.00%	$ 31.20	$ 23.99	$ 16.79	$ 13.21	$ 11.07
5140B002AA	Copy Card Reader Attachment-J1	$ 90.00	$ 49.50	45.00%	$ 2.99	$ 2.30	$ 1.61	$ 1.26	$ 1.06
5145B001AA	Control I/F Kit-C1	$ 53.00	$ 29.15	45.00%	$ 1.76	$ 1.35	$ 0.95	$ 0.74	$ 0.62
4784B001AA	Copy Card Reader-F1	$ 315.00	$ 173.25	45.00%	$ 10.45	$ 8.04	$ 5.63	$ 4.43	$ 3.71
5858A010AB	Cabinet Type-S	$ 299.00	$ 164.45	45.00%	$ 9.92	$ 7.63	$ 5.34	$ 4.20	$ 3.52
	Supplies								
3008C001AA	Cartridge 056 H Black	$ 380.00	$ 323.00	15.00%	N/A	N/A	N/A	N/A	N/A
	Maintenance Options								
5707B082AA	eCarePAK Exchange 1-year	$ 87.50	$ 65.63	25.00%	N/A	N/A	N/A	N/A	N/A
5707B083AA	eCarePAK Exchange 2-year	$ 120.00	$ 90.00	25.00%	N/A	N/A	N/A	N/A	N/A
5707B084AA	eCarePAK Exchange 3-year	$ 175.00	$ 131.25	25.00%	N/A	N/A	N/A	N/A	N/A
5707B085AA	eCarePAK Exchange 4-year	$ 275.00	$ 206.25	25.00%	N/A	N/A	N/A	N/A	N/A
	Service Plans imageCLASS MF543dw								
	BW Zero Base - Includes OEM toner, parts, labor (no staples)		$ 0.02000						
	BW Zero Base - Parts and labor only (no supplies)		$ 0.00180						
	Flat Rate Fee - Parts and labor only (no supplies)		$ 5.50000						
imagePROGRAF									
3867C002AA	**imagePROGRAF PRO-2100 Printer**	**$ 2,995.00**	**$ 2,695.50**	**10.00%**	**$ 162.65**	**$ 125.07**	**$ 87.52**	**$ 68.87**	**$ 57.71**
1153C008AA	Roll Holder Set RH2-29	$ 137.00	$ 123.30	10.00%	$ 7.44	$ 5.72	$ 4.00	$ 3.15	$ 2.64
1156C002AA	Maintenance Cartridge MC-30	$ 90.00	$ 81.00	10.00%	$ 4.89	$ 3.76	$ 2.63	$ 2.07	$ 1.73
1152C005AA	Multifunction Roll Unit RU-23	$ 800.00	$ 720.00	10.00%	$ 43.44	$ 33.41	$ 23.38	$ 18.40	$ 15.42
1155C001AB	Cutter Blade CT-07	$ 86.00	$ 77.40	10.00%	$ 4.67	$ 3.59	$ 2.51	$ 1.98	$ 1.66
1691B088AA	Colortrac SC 42c Xpress Scanner (No Stand)	$ 6,525.00	$ 5,872.50	10.00%	$ 354.35	$ 272.48	$ 190.68	$ 150.04	$ 125.73
1691B090AA	Colortrac Repro Stand	$ 995.00	$ 895.50	10.00%	$ 54.03	$ 41.55	$ 29.08	$ 22.88	$ 19.17
1691B106AA	Colortrac Floor Stand	$ 555.00	$ 499.50	10.00%	$ 30.14	$ 23.18	$ 16.22	$ 12.76	$ 10.69
1691B107AA	Colortrac Document Return Guide	$ 95.00	$ 85.50	10.00%	$ 5.16	$ 3.97	$ 2.78	$ 2.18	$ 1.83
4511C003AA	Cutter Blade for CE6000 (2pk)	$ 98.00	$ 88.20	10.00%	$ 5.32	$ 4.09	$ 2.86	$ 2.25	$ 1.89
4511C004AA	Teflon Mat for CE6000-60 (2pk)	$ 49.00	$ 44.10	10.00%	$ 2.66	$ 2.05	$ 1.43	$ 1.13	$ 0.94
4511C005AA	Teflon Mat for CE6000-120 (2pk)	$ 75.00	$ 67.50	10.00%	$ 4.07	$ 3.13	$ 2.19	$ 1.72	$ 1.45
4511C007AA	CE7000-60 Plus 24" Contour Cutter and Colorbyte R.E.D. Software (no stand)	$ 3,270.00	$ 2,943.00	10.00%	$ 177.58	$ 136.56	$ 95.56	$ 75.19	$ 63.01
4511C008AA	CE7000-60 Plus Stand (Optional 24" Stand)	$ 250.00	$ 225.00	10.00%	$ 13.58	$ 10.44	$ 7.31	$ 5.75	$ 4.82
4511C009AA	CE7000-130 Plus 50" Contour Cutter and Colorbyte R.E.D. Software	$ 6,540.00	$ 5,886.00	10.00%	$ 355.16	$ 273.11	$ 191.12	$ 150.39	$ 126.02
4511C010AA	Teflon Mat for CE7000-60 (2 Pack)	$ 45.00	$ 40.50	10.00%	$ 2.44	$ 1.88	$ 1.32	$ 1.03	$ 0.87
4511C012AA	CB15U Blade	$ 99.00	$ 89.55	10.00%	$ 5.40	$ 4.16	$ 2.91	$ 2.29	$ 1.92
4511C013AA	PHP33-CB15N-HS Blade Holder	$ 105.00	$ 94.50	10.00%	$ 5.70	$ 4.38	$ 3.07	$ 2.41	$ 2.02
7025A039BC	Poster Artist	$ 395.00	$ 355.50	10.00%	$ 21.45	$ 16.50	$ 11.54	$ 9.08	$ 7.61
7025A048AA	Colorbyte IMAGEPRINT R.E.D. Software	$ 599.00	$ 539.10	10.00%	$ 32.53	$ 25.01	$ 17.50	$ 13.77	$ 11.54
3063V601	PRO Series Printer Installation	$ 645.00	$ 580.50	10.00%	N/A	N/A	N/A	N/A	N/A
3063V602	Multifunction Roll Unit Installation	$ 400.00	$ 360.00	10.00%	N/A	N/A	N/A	N/A	N/A
1708B263AA	Lift Assistance for Installation - extra technician sent on site	$ 300.00	$ 270.00	10.00%	N/A	N/A	N/A	N/A	N/A
1708B988AA	PRO-2100 1 Year eCarePAK	$ 650.00	$ 585.00	10.00%	N/A	N/A	N/A	N/A	N/A
1708B987AA	PRO-2100 2 Year eCarePAK	$ 1,200.00	$ 1,080.00	10.00%	N/A	N/A	N/A	N/A	N/A
1708B988AA	PRO-2100 3 Year eCarePAK	$ 1,573.00	$ 1,415.70	10.00%	N/A	N/A	N/A	N/A	N/A
1708B989AA	PRO-2100 4 Year eCarePAK	$ 2,223.00	$ 2,000.70	10.00%	N/A	N/A	N/A	N/A	N/A
1708BA54AA	SC 42c Xpress Scanner 1 Year eCarePAK	$ 1,300.00	$ 1,170.00	10.00%	N/A	N/A	N/A	N/A	N/A
1708BA55AA	SC 42c Xpress Scanner 2 Year eCarePAK	$ 2,400.00	$ 2,160.00	10.00%	N/A	N/A	N/A	N/A	N/A
0849C001AA	PFI-1100 MBK - Pigment Ink Tank 160ml	$ 97.00	$ 87.30	10.00%	N/A	N/A	N/A	N/A	N/A
0850C001AA	PFI-1100 PBK - Pigment Ink Tank 160ml	$ 97.00	$ 87.30	10.00%	N/A	N/A	N/A	N/A	N/A
0851C001AA	PFI-1100 C - Pigment Ink Tank 160ml	$ 97.00	$ 87.30	10.00%	N/A	N/A	N/A	N/A	N/A
0852C001AA	PFI-1100 M - Pigment Ink Tank 160ml	$ 97.00	$ 87.30	10.00%	N/A	N/A	N/A	N/A	N/A
0853C001AA	PFI-1100 Y - Pigment Ink Tank 160ml	$ 97.00	$ 87.30	10.00%	N/A	N/A	N/A	N/A	N/A
0854C001AA	PFI-1100 PC - Pigment Ink Tank 160ml	$ 97.00	$ 87.30	10.00%	N/A	N/A	N/A	N/A	N/A
0855C001AA	PFI-1100 PM - Pigment Ink Tank 160ml	$ 97.00	$ 87.30	10.00%	N/A	N/A	N/A	N/A	N/A
0858C001AA	PFI-1100 R - Pigment Ink Tank 160ml	$ 97.00	$ 87.30	10.00%	N/A	N/A	N/A	N/A	N/A
0859C001AA	PFI-1100 B - Pigment Ink Tank 160ml	$ 97.00	$ 87.30	10.00%	N/A	N/A	N/A	N/A	N/A
0856C001AA	PFI-1100 GY - Pigment Ink Tank 160ml	$ 97.00	$ 87.30	10.00%	N/A	N/A	N/A	N/A	N/A
0857C001AA	PFI-1100 PGY - Pigment Ink Tank 160ml	$ 97.00	$ 87.30	10.00%	N/A	N/A	N/A	N/A	N/A
0860C001AA	PFI-1100 CO - Pigment Ink Tank 160ml	$ 94.00	$ 84.60	10.00%	N/A	N/A	N/A	N/A	N/A
0810C001AA	PFI-1300 MBK - Pigment Ink Tank 330ml	$ 173.00	$ 155.70	10.00%	N/A	N/A	N/A	N/A	N/A
0811C001AA	PFI-1300 PBK - Pigment Ink Tank 330ml	$ 173.00	$ 155.70	10.00%	N/A	N/A	N/A	N/A	N/A
0812C001AA	PFI-1300 C - Pigment Ink Tank 330ml	$ 173.00	$ 155.70	10.00%	N/A	N/A	N/A	N/A	N/A
0813C001AA	PFI-1300 M - Pigment Ink Tank 330ml	$ 173.00	$ 155.70	10.00%	N/A	N/A	N/A	N/A	N/A
0814C001AA	PFI-1300 Y - Pigment Ink Tank 330ml	$ 173.00	$ 155.70	10.00%	N/A	N/A	N/A	N/A	N/A
0815C001AA	PFI-1300 PC - Pigment Ink Tank 330ml	$ 173.00	$ 155.70	10.00%	N/A	N/A	N/A	N/A	N/A
0816C001AA	PFI-1300 PM - Pigment Ink Tank 330ml	$ 173.00	$ 155.70	10.00%	N/A	N/A	N/A	N/A	N/A
0819C001AA	PFI-1300 R - Pigment Ink Tank 330ml	$ 173.00	$ 155.70	10.00%	N/A	N/A	N/A	N/A	N/A
0820C001AA	PFI-1300 B - Pigment Ink Tank 330ml	$ 173.00	$ 155.70	10.00%	N/A	N/A	N/A	N/A	N/A
0817C001AA	PFI-1300 GY - Pigment Ink Tank 330ml	$ 173.00	$ 155.70	10.00%	N/A	N/A	N/A	N/A	N/A
0818C001AA	PFI-1300 PGY - Pigment Ink Tank 330ml	$ 173.00	$ 155.70	10.00%	N/A	N/A	N/A	N/A	N/A
0821C001AA	PFI-1300 CO - Pigment Ink Tank 330ml	$ 166.00	$ 149.40	10.00%	N/A	N/A	N/A	N/A	N/A
0774C001AA	PFI-1700 MBK - Pigment Ink Tank 700ml	$ 294.00	$ 264.60	10.00%	N/A	N/A	N/A	N/A	N/A
0775C001AA	PFI-1700 PBK - Pigment Ink Tank 700ml	$ 294.00	$ 264.60	10.00%	N/A	N/A	N/A	N/A	N/A
0776C001AA	PFI-1700 C - Pigment Ink Tank 700ml	$ 294.00	$ 264.60	10.00%	N/A	N/A	N/A	N/A	N/A
0777C001AA	PFI-1700 M - Pigment Ink Tank 700ml	$ 294.00	$ 264.60	10.00%	N/A	N/A	N/A	N/A	N/A
0778C001AA	PFI-1700 Y - Pigment Ink Tank 700ml	$ 294.00	$ 264.60	10.00%	N/A	N/A	N/A	N/A	N/A
0779C001AA	PFI-1700 PC - Pigment Ink Tank 700ml	$ 294.00	$ 264.60	10.00%	N/A	N/A	N/A	N/A	N/A
0780C001AA	PFI-1700 PM - Pigment Ink Tank 700ml	$ 294.00	$ 264.60	10.00%	N/A	N/A	N/A	N/A	N/A
0783C001AA	PFI-1700 R - Pigment Ink Tank 700ml	$ 294.00	$ 264.60	10.00%	N/A	N/A	N/A	N/A	N/A
0784C001AA	PFI-1700 B - Pigment Ink Tank 700ml	$ 294.00	$ 264.60	10.00%	N/A	N/A	N/A	N/A	N/A
0781C001AA	PFI-1700 GY - Pigment Ink Tank 700ml	$ 294.00	$ 264.60	10.00%	N/A	N/A	N/A	N/A	N/A
0782C001AA	PFI-1700 PGY - Pigment Ink Tank 700ml	$ 294.00	$ 264.60	10.00%	N/A	N/A	N/A	N/A	N/A
0785C001AA	PFI-1700 CO - Pigment Ink Tank 700ml	$ 283.00	$ 254.70	10.00%	N/A	N/A	N/A	N/A	N/A
0861C003AA	Print Head PF-10	$ 675.00	$ 607.50	10.00%	N/A	N/A	N/A	N/A	N/A
3869C002AA	**imagePROGRAF PRO-4100 Printer**	**$ 5,995.00**	**$ 5,395.50**	**10.00%**	**$ 325.56**	**$ 250.35**	**$ 175.19**	**$ 137.86**	**$ 115.52**
1153C009AA	Roll Holder Set RH2-46	$ 160.00	$ 144.00	10.00%	$ 8.69	$ 6.66	$ 4.66	$ 3.68	$ 3.08
1156C002AA	Maintenance Cartridge MC-30	$ 90.00	$ 81.00	10.00%	$ 4.89	$ 3.76	$ 2.63	$ 2.07	$ 1.73
1152C006AA	Multifunction Roll Unit RU-43	$ 1,000.00	$ 900.00	10.00%	$ 54.31	$ 41.76	$ 29.22	$ 23.00	$ 19.27
1155C001AB	Cutter Blade CT-07	$ 86.00	$ 77.40	10.00%	$ 4.67	$ 3.59	$ 2.51	$ 1.98	$ 1.66
1691B088AA	Colortrac SC 42c Xpress Scanner (No Stand)	$ 6,525.00	$ 5,872.50	10.00%	$ 354.35	$ 272.48	$ 190.68	$ 150.04	$ 125.73
1691B090AA	Colortrac Repro Stand	$ 995.00	$ 895.50	10.00%	$ 54.03	$ 41.55	$ 29.08	$ 22.88	$ 19.17
1691B106AA	Colortrac Floor Stand	$ 555.00	$ 499.50	10.00%	$ 30.14	$ 23.18	$ 16.22	$ 12.76	$ 10.69
1691B107AA	Colortrac Document Return Guide	$ 95.00	$ 85.50	10.00%	$ 5.16	$ 3.97	$ 2.78	$ 2.18	$ 1.83
4511C001AA	CE6000-60PLUS, 24" Contour Cutter and software (no stand)	$ 2,995.00	$ 2,695.50	10.00%	$ 162.65	$ 125.07	$ 87.52	$ 68.87	$ 57.71
4511C002AA	CE6000-120PLUS, 48" Contour Cutter and software (with stand)	$ 4,995.00	$ 4,495.50	10.00%	$ 271.26	$ 208.59	$ 145.97	$ 114.86	$ 96.25
4511C003AA	Cutter Blade for CE6000 (2pk)	$ 98.00	$ 88.20	10.00%	$ 5.32	$ 4.09	$ 2.86	$ 2.25	$ 1.89
4511C004AA	Teflon Mat for CE6000-60 (2pk)	$ 49.00	$ 44.10	10.00%	$ 2.66	$ 2.05	$ 1.43	$ 1.13	$ 0.94
4511C005AA	Teflon Mat for CE6000-120 (2pk)	$ 75.00	$ 67.50	10.00%	$ 4.07	$ 3.13	$ 2.19	$ 1.72	$ 1.45

NASPO State: Florida

					Straight Lease Monthly Payments				
Item Code	Description	MSRP	Purchase Price	% off MSRP	18 Months	24 Months	36 Months	48 Months	60 Months
4511C007AA	CE7000-60 Plus 24" Contour Cutter and Colorbyte R.E.D. Software (no stand)	$ 3,270.00	$ 2,943.00	10.00%	$ 177.58	$ 136.56	$ 95.56	$ 75.19	$ 63.01
4511C008AA	CE7000-60 Plus Stand (Optional 24" Stand)	$ 250.00	$ 225.00	10.00%	$ 13.58	$ 10.44	$ 7.31	$ 5.75	$ 4.82
4511C009AA	CE7000-130 Plus 50" Contour Cutter and Colorbyte R.E.D. Software	$ 6,540.00	$ 5,886.00	10.00%	$ 355.16	$ 273.11	$ 191.12	$ 150.39	$ 126.02
4511C010AA	Teflon Mat for CE7000-60 (2 Pack)	$ 45.00	$ 40.50	10.00%	$ 2.44	$ 1.88	$ 1.32	$ 1.03	$ 0.87
4511C012AA	CB15U Blade	$ 99.50	$ 89.55	10.00%	$ 5.40	$ 4.16	$ 2.91	$ 2.29	$ 1.92
4511C013AA	PHP33-CB15N-HS Blade Holder	$ 105.00	$ 94.50	10.00%	$ 5.70	$ 4.38	$ 3.07	$ 2.41	$ 2.02
7025A039BC	Poster Artist	$ 395.00	$ 355.50	10.00%	$ 21.45	$ 16.50	$ 11.54	$ 9.08	$ 7.61
7025A046AA	Colorbyte IMAGEPRINT R.E.D. Software	$ 599.00	$ 539.10	10.00%	$ 32.53	$ 25.01	$ 17.50	$ 13.77	$ 11.54
3063V601	PRO Series Printer Installation	$ 645.00	$ 580.50	10.00%	N/A	N/A	N/A	N/A	N/A
3063V602	Multifunction Roll Unit Installation	$ 400.00	$ 360.00	10.00%	N/A	N/A	N/A	N/A	N/A
1708B263AA	Lift Assistance for Installation - extra technician sent on site	$ 300.00	$ 270.00	10.00%	N/A	N/A	N/A	N/A	N/A
1708B994AA	PRO-4100 1 Year eCarePAK	$ 800.00	$ 720.00	10.00%	N/A	N/A	N/A	N/A	N/A
1708B995AA	PRO-4100 2 Year eCarePAK	$ 1,500.00	$ 1,350.00	10.00%	N/A	N/A	N/A	N/A	N/A
1708B996AA	PRO-4100 3 Year eCarePAK	$ 1,955.00	$ 1,759.50	10.00%	N/A	N/A	N/A	N/A	N/A
1708B997AA	PRO-4100 4 Year eCarePAK	$ 2,755.00	$ 2,479.50	10.00%	N/A	N/A	N/A	N/A	N/A
1708BA54AA	SC 42c Xpress Scanner 1 Year eCarePAK	$ 1,300.00	$ 1,170.00	10.00%	N/A	N/A	N/A	N/A	N/A
1708BA55AA	SC 42c Xpress Scanner 2 Year eCarePAK	$ 2,400.00	$ 2,160.00	10.00%	N/A	N/A	N/A	N/A	N/A
0849C001AA	PFI-1100 MBK - Pigment Ink Tank 160ml	$ 97.00	$ 87.30	10.00%	N/A	N/A	N/A	N/A	N/A
0850C001AA	PFI-1100 PBK - Pigment Ink Tank 160ml	$ 97.00	$ 87.30	10.00%	N/A	N/A	N/A	N/A	N/A
0851C001AA	PFI-1100 C - Pigment Ink Tank 160ml	$ 97.00	$ 87.30	10.00%	N/A	N/A	N/A	N/A	N/A
0852C001AA	PFI-1100 M - Pigment Ink Tank 160ml	$ 97.00	$ 87.30	10.00%	N/A	N/A	N/A	N/A	N/A
0853C001AA	PFI-1100 Y - Pigment Ink Tank 160ml	$ 97.00	$ 87.30	10.00%	N/A	N/A	N/A	N/A	N/A
0854C001AA	PFI-1100 PC - Pigment Ink Tank 160ml	$ 97.00	$ 87.30	10.00%	N/A	N/A	N/A	N/A	N/A
0855C001AA	PFI-1100 PM - Pigment Ink Tank 160ml	$ 97.00	$ 87.30	10.00%	N/A	N/A	N/A	N/A	N/A
0856C001AA	PFI-1100 R - Pigment Ink Tank 160ml	$ 97.00	$ 87.30	10.00%	N/A	N/A	N/A	N/A	N/A
0859C001AA	PFI-1100 B - Pigment Ink Tank 160ml	$ 97.00	$ 87.30	10.00%	N/A	N/A	N/A	N/A	N/A
0856C001AA	PFI-1100 GY - Pigment Ink Tank 160ml	$ 97.00	$ 87.30	10.00%	N/A	N/A	N/A	N/A	N/A
0857C001AA	PFI-1100 PGY - Pigment Ink Tank 160ml	$ 97.00	$ 87.30	10.00%	N/A	N/A	N/A	N/A	N/A
0860C001AA	PFI-1100 CO - Pigment Ink Tank 160ml	$ 94.00	$ 84.60	10.00%	N/A	N/A	N/A	N/A	N/A
0810C001AA	PFI-1300 MBK - Pigment Ink Tank 330ml	$ 173.00	$ 155.70	10.00%	N/A	N/A	N/A	N/A	N/A
0811C001AA	PFI-1300 PBK - Pigment Ink Tank 330ml	$ 173.00	$ 155.70	10.00%	N/A	N/A	N/A	N/A	N/A
0812C001AA	PFI-1300 C - Pigment Ink Tank 330ml	$ 173.00	$ 155.70	10.00%	N/A	N/A	N/A	N/A	N/A
0813C001AA	PFI-1300 M - Pigment Ink Tank 330ml	$ 173.00	$ 155.70	10.00%	N/A	N/A	N/A	N/A	N/A
0814C001AA	PFI-1300 Y - Pigment Ink Tank 330ml	$ 173.00	$ 155.70	10.00%	N/A	N/A	N/A	N/A	N/A
0815C001AA	PFI-1300 PC - Pigment Ink Tank 330ml	$ 173.00	$ 155.70	10.00%	N/A	N/A	N/A	N/A	N/A
0816C001AA	PFI-1300 PM - Pigment Ink Tank 330ml	$ 173.00	$ 155.70	10.00%	N/A	N/A	N/A	N/A	N/A
0819C001AA	PFI-1300 R - Pigment Ink Tank 330ml	$ 173.00	$ 155.70	10.00%	N/A	N/A	N/A	N/A	N/A
0820C001AA	PFI-1300 B - Pigment Ink Tank 330ml	$ 173.00	$ 155.70	10.00%	N/A	N/A	N/A	N/A	N/A
0817C001AA	PFI-1300 GY - Pigment Ink Tank 330ml	$ 173.00	$ 155.70	10.00%	N/A	N/A	N/A	N/A	N/A
0818C001AA	PFI-1300 PGY - Pigment Ink Tank 330ml	$ 173.00	$ 155.70	10.00%	N/A	N/A	N/A	N/A	N/A
0821C001AA	PFI-1300 CO - Pigment Ink Tank 330ml	$ 166.00	$ 149.40	10.00%	N/A	N/A	N/A	N/A	N/A
0774C001AA	PFI-1700 MBK - Pigment Ink Tank 700ml	$ 294.00	$ 264.60	10.00%	N/A	N/A	N/A	N/A	N/A
0775C001AA	PFI-1700 PBK - Pigment Ink Tank 700ml	$ 294.00	$ 264.60	10.00%	N/A	N/A	N/A	N/A	N/A
0776C001AA	PFI-1700 C - Pigment Ink Tank 700ml	$ 294.00	$ 264.60	10.00%	N/A	N/A	N/A	N/A	N/A
0777C001AA	PFI-1700 M - Pigment Ink Tank 700ml	$ 294.00	$ 264.60	10.00%	N/A	N/A	N/A	N/A	N/A
0778C001AA	PFI-1700 Y - Pigment Ink Tank 700ml	$ 294.00	$ 264.60	10.00%	N/A	N/A	N/A	N/A	N/A
0779C001AA	PFI-1700 PC - Pigment Ink Tank 700ml	$ 294.00	$ 264.60	10.00%	N/A	N/A	N/A	N/A	N/A
0780C001AA	PFI-1700 PM - Pigment Ink Tank 700ml	$ 294.00	$ 264.60	10.00%	N/A	N/A	N/A	N/A	N/A
0783C001AA	PFI-1700 R - Pigment Ink Tank 700ml	$ 294.00	$ 264.60	10.00%	N/A	N/A	N/A	N/A	N/A
0784C001AA	PFI-1700 B - Pigment Ink Tank 700ml	$ 294.00	$ 264.60	10.00%	N/A	N/A	N/A	N/A	N/A
0781C001AA	PFI-1700 GY - Pigment Ink Tank 700ml	$ 294.00	$ 264.60	10.00%	N/A	N/A	N/A	N/A	N/A
0782C001AA	PFI-1700 PGY - Pigment Ink Tank 700ml	$ 294.00	$ 264.60	10.00%	N/A	N/A	N/A	N/A	N/A
0785C001AA	PFI-1700 CO - Pigment Ink Tank 700ml	$ 283.00	$ 254.70	10.00%	N/A	N/A	N/A	N/A	N/A
0881C003AA	Print Head PF-10	$ 675.00	$ 607.50	10.00%	N/A	N/A	N/A	N/A	N/A
3873C002AA	**imagePROGRAF PRO-4100S Printer**	**$ 4,995.00**	**$ 4,495.50**	**10.00%**	**$ 271.26**	**$ 208.59**	**$ 145.97**	**$ 114.86**	**$ 96.25**
1153C009AA	Roll Holder Set RH2-46	$ 160.00	$ 144.00	10.00%	$ 8.69	$ 6.68	$ 4.68	$ 3.68	$ 3.08
1156C002AA	Maintenance Cartridge MC-30	$ 90.00	$ 81.00	10.00%	$ 4.89	$ 3.76	$ 2.63	$ 2.07	$ 1.73
1152C006AA	Multifunction Roll Unit RU-43	$ 1,000.00	$ 900.00	10.00%	$ 54.31	$ 41.76	$ 29.22	$ 23.00	$ 19.27
1155C001AB	Cutter Blade CT-07	$ 86.00	$ 77.40	10.00%	$ 4.67	$ 3.59	$ 2.51	$ 1.98	$ 1.66
1691B088AA	Colortrac SC 42c Xpress Scanner (No Stand)	$ 6,525.00	$ 5,872.50	10.00%	$ 354.35	$ 272.48	$ 190.68	$ 150.04	$ 125.73
1691B090AA	Colortrac Repro Stand	$ 995.00	$ 895.50	10.00%	$ 54.03	$ 41.55	$ 29.08	$ 22.88	$ 19.17
1691B106AA	Colortrac Floor Stand	$ 555.00	$ 499.50	10.00%	$ 30.14	$ 23.18	$ 16.22	$ 12.76	$ 10.69
1691B107AA	Colortrac Document Return Guide	$ 95.00	$ 85.50	10.00%	$ 5.16	$ 3.97	$ 2.78	$ 2.18	$ 1.83
4511C001AA	CE6000-60PLUS, 24" Contour Cutter and software (no stand)	$ 2,995.00	$ 2,695.50	10.00%	$ 162.65	$ 125.07	$ 87.52	$ 68.87	$ 57.71
4511C002AA	CE6000-120PLUS, 48" Contour Cutter and software (with stand)	$ 4,995.00	$ 4,495.50	10.00%	$ 271.26	$ 208.59	$ 145.97	$ 114.86	$ 96.25
4511C003AA	Cutter Blade for CE6000 (2pk)	$ 98.00	$ 88.20	10.00%	$ 5.32	$ 4.09	$ 2.86	$ 2.25	$ 1.89
4511C004AA	Teflon Mat for CE6000-60 (2pk)	$ 49.00	$ 44.10	10.00%	$ 2.66	$ 2.05	$ 1.43	$ 1.13	$ 0.94
4511C005AA	Teflon Mat for CE6000-120 (2pk)	$ 75.00	$ 67.50	10.00%	$ 4.07	$ 3.13	$ 2.19	$ 1.72	$ 1.45
4511C007AA	CE7000-60 Plus 24" Contour Cutter and Colorbyte R.E.D. Software (no stand)	$ 3,270.00	$ 2,943.00	10.00%	$ 177.58	$ 136.56	$ 95.56	$ 75.19	$ 63.01
4511C008AA	CE7000-60 Plus Stand (Optional 24" Stand)	$ 250.00	$ 225.00	10.00%	$ 13.58	$ 10.44	$ 7.31	$ 5.75	$ 4.82
4511C009AA	CE7000-130 Plus 50" Contour Cutter and Colorbyte R.E.D. Software	$ 6,540.00	$ 5,886.00	10.00%	$ 355.16	$ 273.11	$ 191.12	$ 150.39	$ 126.02
4511C010AA	Teflon Mat for CE7000-60 (2 Pack)	$ 45.00	$ 40.50	10.00%	$ 2.44	$ 1.88	$ 1.32	$ 1.03	$ 0.87
4511C012AA	CB15U Blade	$ 99.50	$ 89.55	10.00%	$ 5.40	$ 4.16	$ 2.91	$ 2.29	$ 1.92
4511C013AA	PHP33-CB15N-HS Blade Holder	$ 105.00	$ 94.50	10.00%	$ 5.70	$ 4.38	$ 3.07	$ 2.41	$ 2.02
7025A039BC	Poster Artist	$ 395.00	$ 355.50	10.00%	$ 21.45	$ 16.50	$ 11.54	$ 9.08	$ 7.61
7025A046AA	Colorbyte IMAGEPRINT R.E.D. Software	$ 599.00	$ 539.10	10.00%	$ 32.53	$ 25.01	$ 17.50	$ 13.77	$ 11.54
3063V601	PRO Series Printer Installation	$ 645.00	$ 580.50	10.00%	N/A	N/A	N/A	N/A	N/A
3063V602	Multifunction Roll Unit Installation	$ 400.00	$ 360.00	10.00%	N/A	N/A	N/A	N/A	N/A
1708B263AA	Lift Assistance for Installation - extra technician sent on site	$ 300.00	$ 270.00	10.00%	N/A	N/A	N/A	N/A	N/A
1708BA03AA	PRO-4100S 1 Year eCarePAK	$ 750.00	$ 675.00	10.00%	N/A	N/A	N/A	N/A	N/A
1708BA04AA	PRO-4100S 2 Year eCarePAK	$ 1,400.00	$ 1,260.00	10.00%	N/A	N/A	N/A	N/A	N/A
1708BA05AA	PRO-4100S 3 Year eCarePAK	$ 1,828.00	$ 1,645.20	10.00%	N/A	N/A	N/A	N/A	N/A
1708BA06AA	PRO-4100S 4 Year eCarePAK	$ 2,578.00	$ 2,320.20	10.00%	N/A	N/A	N/A	N/A	N/A
1708BA54AA	SC 42c Xpress Scanner 1 Year eCarePAK	$ 1,300.00	$ 1,170.00	10.00%	N/A	N/A	N/A	N/A	N/A
1708BA55AA	SC 42c Xpress Scanner 2 Year eCarePAK	$ 2,400.00	$ 2,160.00	10.00%	N/A	N/A	N/A	N/A	N/A
0849C001AA	PFI-1100 MBK - Pigment Ink Tank 160ml	$ 97.00	$ 87.30	10.00%	N/A	N/A	N/A	N/A	N/A
0850C001AA	PFI-1100 PBK - Pigment Ink Tank 160ml	$ 97.00	$ 87.30	10.00%	N/A	N/A	N/A	N/A	N/A
0851C001AA	PFI-1100 C - Pigment Ink Tank 160ml	$ 97.00	$ 87.30	10.00%	N/A	N/A	N/A	N/A	N/A
0852C001AA	PFI-1100 M - Pigment Ink Tank 160ml	$ 97.00	$ 87.30	10.00%	N/A	N/A	N/A	N/A	N/A
0853C001AA	PFI-1100 Y - Pigment Ink Tank 160ml	$ 97.00	$ 87.30	10.00%	N/A	N/A	N/A	N/A	N/A
0854C001AA	PFI-1100 PC - Pigment Ink Tank 160ml	$ 97.00	$ 87.30	10.00%	N/A	N/A	N/A	N/A	N/A
0855C001AA	PFI-1100 PM - Pigment Ink Tank 160ml	$ 97.00	$ 87.30	10.00%	N/A	N/A	N/A	N/A	N/A
0856C001AA	PFI-1100 GY - Pigment Ink Tank 160ml	$ 97.00	$ 87.30	10.00%	N/A	N/A	N/A	N/A	N/A
0810C001AA	PFI-1300 MBK - Pigment Ink Tank 330ml	$ 173.00	$ 155.70	10.00%	N/A	N/A	N/A	N/A	N/A
0811C001AA	PFI-1300 PBK - Pigment Ink Tank 330ml	$ 173.00	$ 155.70	10.00%	N/A	N/A	N/A	N/A	N/A
0812C001AA	PFI-1300 C - Pigment Ink Tank 330ml	$ 173.00	$ 155.70	10.00%	N/A	N/A	N/A	N/A	N/A
0813C001AA	PFI-1300 M - Pigment Ink Tank 330ml	$ 173.00	$ 155.70	10.00%	N/A	N/A	N/A	N/A	N/A
0814C001AA	PFI-1300 Y - Pigment Ink Tank 330ml	$ 173.00	$ 155.70	10.00%	N/A	N/A	N/A	N/A	N/A
0815C001AA	PFI-1300 PC - Pigment Ink Tank 330ml	$ 173.00	$ 155.70	10.00%	N/A	N/A	N/A	N/A	N/A
0816C001AA	PFI-1300 PM - Pigment Ink Tank 330ml	$ 173.00	$ 155.70	10.00%	N/A	N/A	N/A	N/A	N/A
0817C001AA	PFI-1300 GY - Pigment Ink Tank 330ml	$ 173.00	$ 155.70	10.00%	N/A	N/A	N/A	N/A	N/A
0774C001AA	PFI-1700 MBK - Pigment Ink Tank 700ml	$ 294.00	$ 264.60	10.00%	N/A	N/A	N/A	N/A	N/A
0775C001AA	PFI-1700 PBK - Pigment Ink Tank 700ml	$ 294.00	$ 264.60	10.00%	N/A	N/A	N/A	N/A	N/A
0776C001AA	PFI-1700 C - Pigment Ink Tank 700ml	$ 294.00	$ 264.60	10.00%	N/A	N/A	N/A	N/A	N/A
0777C001AA	PFI-1700 M - Pigment Ink Tank 700ml	$ 294.00	$ 264.60	10.00%	N/A	N/A	N/A	N/A	N/A
0778C001AA	PFI-1700 Y - Pigment Ink Tank 700ml	$ 294.00	$ 264.60	10.00%	N/A	N/A	N/A	N/A	N/A
0779C001AA	PFI-1700 PC - Pigment Ink Tank 700ml	$ 294.00	$ 264.60	10.00%	N/A	N/A	N/A	N/A	N/A
0780C001AA	PFI-1700 PM - Pigment Ink Tank 700ml	$ 294.00	$ 264.60	10.00%	N/A	N/A	N/A	N/A	N/A
0781C001AA	PFI-1700 GY - Pigment Ink Tank 700ml	$ 294.00	$ 264.60	10.00%	N/A	N/A	N/A	N/A	N/A
0881C003AA	Print Head PF-10	$ 675.00	$ 607.50	10.00%	N/A	N/A	N/A	N/A	N/A
3871C005AA	**imagePROGRAF PRO-6100 Printer**	**$ 11,995.00**	**$ 10,795.50**	**10.00%**	**$ 651.40**	**$ 500.91**	**$ 350.53**	**$ 275.83**	**$ 231.13**
1153C010AA	Roll Holder Set RH2-86	$ 263.00	$ 236.70	10.00%	$ 14.28	$ 10.98	$ 7.69	$ 6.05	$ 5.07
1156C002AA	Maintenance Cartridge MC-30	$ 90.00	$ 81.00	10.00%	$ 4.89	$ 3.76	$ 2.63	$ 2.07	$ 1.73
1155C001AB	Cutter Blade CT-07	$ 86.00	$ 77.40	10.00%	$ 4.67	$ 3.59	$ 2.51	$ 1.98	$ 1.66
1691B088AA	Colortrac SC 42c Xpress Scanner (No Stand)	$ 6,525.00	$ 5,872.50	10.00%	$ 354.35	$ 272.48	$ 190.68	$ 150.04	$ 125.73
1691B090AA	Colortrac Repro Stand	$ 995.00	$ 895.50	10.00%	$ 54.03	$ 41.55	$ 29.08	$ 22.88	$ 19.17
1691B106AA	Colortrac Floor Stand	$ 555.00	$ 499.50	10.00%	$ 30.14	$ 23.18	$ 16.22	$ 12.76	$ 10.69
1691B107AA	Colortrac Document Return Guide	$ 95.00	$ 85.50	10.00%	$ 5.16	$ 3.97	$ 2.78	$ 2.18	$ 1.83
4511C001AA	CE6000-60PLUS, 24" Contour Cutter and software (no stand)	$ 2,995.00	$ 2,695.50	10.00%	$ 162.65	$ 125.07	$ 87.52	$ 68.87	$ 57.71
4511C002AA	CE6000-120PLUS, 48" Contour Cutter and software (with stand)	$ 4,995.00	$ 4,495.50	10.00%	$ 271.26	$ 208.59	$ 145.97	$ 114.86	$ 96.25
4511C003AA	Cutter Blade for CE6000 (2pk)	$ 98.00	$ 88.20	10.00%	$ 5.32	$ 4.09	$ 2.86	$ 2.25	$ 1.89
4511C004AA	Teflon Mat for CE6000-60 (2pk)	$ 49.00	$ 44.10	10.00%	$ 2.66	$ 2.05	$ 1.43	$ 1.13	$ 0.94

NASPO State: Florida

					Straight Lease Monthly Payments				
Item Code	Description	MSRP	Purchase Price	% off MSRP	18 Months	24 Months	36 Months	48 Months	60 Months
4511C005AA	Teflon Mat für CE6000-120 (2pk)	$ 75.00	$ 67.50	10.00%	$ 4.07	$ 3.13	$ 2.19	$ 1.72	$ 1.45
4511C007AA	CE7000-60 Plus 24" Contour Cutter and Colorbyte R.E.D. Software (no stand)	$ 3,270.00	$ 2,943.00	10.00%	$ 177.58	$ 136.56	$ 95.56	$ 75.19	$ 63.01
4511C008AA	CE7000-60 Plus Stand (Optional 24" Stand)	$ 250.00	$ 225.00	10.00%	$ 13.58	$ 10.44	$ 7.31	$ 5.75	$ 4.82
4511C009AA	CE7000-130 Plus 50" Contour Cutter and Colorbyte R.E.D. Software	$ 6,540.00	$ 5,886.00	10.00%	$ 355.16	$ 273.11	$ 191.12	$ 150.39	$ 126.02
4511C010AA	Teflon Mat for CE7000-60 (2 Pack)	$ 45.00	$ 40.50	10.00%	$ 2.44	$ 1.88	$ 1.32	$ 1.03	$ 0.87
4511C012AA	CB15U Blade	$ 99.50	$ 89.55	10.00%	$ 5.40	$ 4.16	$ 2.91	$ 2.29	$ 1.92
4511C013AA	PHP33-CB15N-HS Blade Holder	$ 105.00	$ 94.50	10.00%	$ 5.70	$ 4.38	$ 3.07	$ 2.41	$ 2.02
7025A039BC	Poster Artist	$ 395.00	$ 355.50	10.00%	$ 21.45	$ 16.50	$ 11.54	$ 9.08	$ 7.61
7025A046AA	Colorbyte IMAGEPRINT R.E.D. Software	$ 599.00	$ 539.10	10.00%	$ 32.53	$ 25.01	$ 17.50	$ 13.77	$ 11.54
3063V601	PRO Series Printer Installation	$ 645.00	$ 580.50	10.00%	N/A	N/A	N/A	N/A	N/A
1708B263AA	Lift Assistance for Installation - extra technician sent on site	$ 300.00	$ 270.00	10.00%	N/A	N/A	N/A	N/A	N/A
1708BA11AA	PRO-6100 1 Year eCarePAK	$ 1,000.00	$ 900.00	10.00%	N/A	N/A	N/A	N/A	N/A
1708BA12AA	PRO-6100 2 Year eCarePAK	$ 1,900.00	$ 1,710.00	10.00%	N/A	N/A	N/A	N/A	N/A
1708BA13AA	PRO-6100 3 Year eCarePAK	$ 2,465.00	$ 2,218.50	10.00%	N/A	N/A	N/A	N/A	N/A
1708BA14AA	PRO-6100 4 Year eCarePAK	$ 3,465.00	$ 3,118.50	10.00%	N/A	N/A	N/A	N/A	N/A
1708BA54AA	SC 42c Xpress Scanner 1 Year eCarePAK	$ 1,300.00	$ 1,170.00	10.00%	N/A	N/A	N/A	N/A	N/A
1708BA55AA	SC 42c Xpress Scanner 2 Year eCarePAK	$ 2,400.00	$ 2,160.00	10.00%	N/A	N/A	N/A	N/A	N/A
0849C001AA	PFI-1100 MBK - Pigment Ink Tank 160ml	$ 97.00	$ 87.30	10.00%	N/A	N/A	N/A	N/A	N/A
0850C001AA	PFI-1100 PBK - Pigment Ink Tank 160ml	$ 97.00	$ 87.30	10.00%	N/A	N/A	N/A	N/A	N/A
0851C001AA	PFI-1100 C - Pigment Ink Tank 160ml	$ 97.00	$ 87.30	10.00%	N/A	N/A	N/A	N/A	N/A
0852C001AA	PFI-1100 M - Pigment Ink Tank 160ml	$ 97.00	$ 87.30	10.00%	N/A	N/A	N/A	N/A	N/A
0853C001AA	PFI-1100 Y - Pigment Ink Tank 160ml	$ 97.00	$ 87.30	10.00%	N/A	N/A	N/A	N/A	N/A
0854C001AA	PFI-1100 PC - Pigment Ink Tank 160ml	$ 97.00	$ 87.30	10.00%	N/A	N/A	N/A	N/A	N/A
0855C001AA	PFI-1100 PM - Pigment Ink Tank 160ml	$ 97.00	$ 87.30	10.00%	N/A	N/A	N/A	N/A	N/A
0856C001AA	PFI-1100 R - Pigment Ink Tank 160ml	$ 97.00	$ 87.30	10.00%	N/A	N/A	N/A	N/A	N/A
0859C001AA	PFI-1100 B - Pigment Ink Tank 160ml	$ 97.00	$ 87.30	10.00%	N/A	N/A	N/A	N/A	N/A
0856C001AA	PFI-1100 GY - Pigment Ink Tank 160ml	$ 97.00	$ 87.30	10.00%	N/A	N/A	N/A	N/A	N/A
0857C001AA	PFI-1100 PGY - Pigment Ink Tank 160ml	$ 97.00	$ 87.30	10.00%	N/A	N/A	N/A	N/A	N/A
0860C001AA	PFI-1100 CO - Pigment Ink Tank 160ml	$ 94.00	$ 84.60	10.00%	N/A	N/A	N/A	N/A	N/A
0810C001AA	PFI-1300 MBK - Pigment Ink Tank 330ml	$ 173.00	$ 155.70	10.00%	N/A	N/A	N/A	N/A	N/A
0811C001AA	PFI-1300 PBK - Pigment Ink Tank 330ml	$ 173.00	$ 155.70	10.00%	N/A	N/A	N/A	N/A	N/A
0812C001AA	PFI-1300 C - Pigment Ink Tank 330ml	$ 173.00	$ 155.70	10.00%	N/A	N/A	N/A	N/A	N/A
0813C001AA	PFI-1300 M - Pigment Ink Tank 330ml	$ 173.00	$ 155.70	10.00%	N/A	N/A	N/A	N/A	N/A
0814C001AA	PFI-1300 Y - Pigment Ink Tank 330ml	$ 173.00	$ 155.70	10.00%	N/A	N/A	N/A	N/A	N/A
0815C001AA	PFI-1300 PC - Pigment Ink Tank 330ml	$ 173.00	$ 155.70	10.00%	N/A	N/A	N/A	N/A	N/A
0816C001AA	PFI-1300 PM - Pigment Ink Tank 330ml	$ 173.00	$ 155.70	10.00%	N/A	N/A	N/A	N/A	N/A
0819C001AA	PFI-1300 R - Pigment Ink Tank 330ml	$ 173.00	$ 155.70	10.00%	N/A	N/A	N/A	N/A	N/A
0820C001AA	PFI-1300 B - Pigment Ink Tank 330ml	$ 173.00	$ 155.70	10.00%	N/A	N/A	N/A	N/A	N/A
0817C001AA	PFI-1300 GY - Pigment Ink Tank 330ml	$ 173.00	$ 155.70	10.00%	N/A	N/A	N/A	N/A	N/A
0818C001AA	PFI-1300 PGY - Pigment Ink Tank 330ml	$ 173.00	$ 155.70	10.00%	N/A	N/A	N/A	N/A	N/A
0821C001AA	PFI-1300 CO - Pigment Ink Tank 330ml	$ 166.00	$ 149.40	10.00%	N/A	N/A	N/A	N/A	N/A
0774C001AA	PFI-1700 MBK - Pigment Ink Tank 700ml	$ 294.00	$ 264.60	10.00%	N/A	N/A	N/A	N/A	N/A
0775C001AA	PFI-1700 PBK - Pigment Ink Tank 700ml	$ 294.00	$ 264.60	10.00%	N/A	N/A	N/A	N/A	N/A
0776C001AA	PFI-1700 C - Pigment Ink Tank 700ml	$ 294.00	$ 264.60	10.00%	N/A	N/A	N/A	N/A	N/A
0777C001AA	PFI-1700 M - Pigment Ink Tank 700ml	$ 294.00	$ 264.60	10.00%	N/A	N/A	N/A	N/A	N/A
0778C001AA	PFI-1700 Y - Pigment Ink Tank 700ml	$ 294.00	$ 264.60	10.00%	N/A	N/A	N/A	N/A	N/A
0779C001AA	PFI-1700 PC - Pigment Ink Tank 700ml	$ 294.00	$ 264.60	10.00%	N/A	N/A	N/A	N/A	N/A
0780C001AA	PFI-1700 PM - Pigment Ink Tank 700ml	$ 294.00	$ 264.60	10.00%	N/A	N/A	N/A	N/A	N/A
0783C001AA	PFI-1700 R - Pigment Ink Tank 700ml	$ 294.00	$ 264.60	10.00%	N/A	N/A	N/A	N/A	N/A
0784C001AA	PFI-1700 B - Pigment Ink Tank 700ml	$ 294.00	$ 264.60	10.00%	N/A	N/A	N/A	N/A	N/A
0781C001AA	PFI-1700 GY - Pigment Ink Tank 700ml	$ 294.00	$ 264.60	10.00%	N/A	N/A	N/A	N/A	N/A
0782C001AA	PFI-1700 PGY - Pigment Ink Tank 700ml	$ 294.00	$ 264.60	10.00%	N/A	N/A	N/A	N/A	N/A
0785C001AA	PFI-1700 CO - Pigment Ink Tank 700ml	$ 283.00	$ 254.70	10.00%	N/A	N/A	N/A	N/A	N/A
0981C003AA	Print Head PF-10	$ 675.00	$ 607.50	10.00%	N/A	N/A	N/A	N/A	N/A
3875C005AA	**imagePROGRAF PRO-6100S Printer**	**$ 9,995.00**	**$ 8,995.50**	**10.00%**	**$ 542.79**	**$ 417.39**	**$ 292.08**	**$ 229.84**	**$ 192.59**
1153C010AA	Roll Holder Set RH2-66	$ 263.00	$ 236.70	10.00%	$ 14.28	$ 10.98	$ 7.69	$ 6.05	$ 5.07
1156C002AA	Maintenance Cartridge MC-30	$ 90.00	$ 81.00	10.00%	$ 4.89	$ 3.76	$ 2.63	$ 2.07	$ 1.73
1155C001AB	Cutter Blade CT-07	$ 86.00	$ 77.40	10.00%	$ 4.67	$ 3.59	$ 2.51	$ 1.98	$ 1.66
1691B088AA	Colortrac SC 42c Xpress Scanner (No Stand)	$ 6,525.00	$ 5,872.50	10.00%	$ 354.35	$ 272.48	$ 190.68	$ 150.04	$ 125.73
1691B090AA	Colortrac Repro Stand	$ 995.00	$ 895.50	10.00%	$ 54.03	$ 41.55	$ 29.08	$ 22.88	$ 19.17
1691B106AA	Colortrac Floor Stand	$ 555.00	$ 499.50	10.00%	$ 30.14	$ 23.18	$ 16.22	$ 12.76	$ 10.69
1691B107AA	Colortrac Document Return Guide	$ 95.00	$ 85.50	10.00%	$ 5.16	$ 3.97	$ 2.78	$ 2.18	$ 1.83
4511C001AA	CE6000-60PLUS, 24" Contour Cutter and software (no stand)	$ 2,995.00	$ 2,695.50	10.00%	$ 162.65	$ 125.07	$ 87.52	$ 68.87	$ 57.71
4511C002AA	CE6000-120PLUS, 48" Contour Cutter and software (with stand)	$ 4,995.00	$ 4,495.50	10.00%	$ 271.26	$ 208.59	$ 145.97	$ 114.86	$ 96.25
4511C003AA	Cutter Blade for CE6000 (2pk)	$ 98.00	$ 88.20	10.00%	$ 5.32	$ 4.09	$ 2.86	$ 2.25	$ 1.89
4511C004AA	Teflon Mat for CE6000-60 (2pk)	$ 49.00	$ 44.10	10.00%	$ 2.66	$ 2.05	$ 1.43	$ 1.13	$ 0.94
4511C005AA	Teflon Mat for CE6000-120 (2pk)	$ 75.00	$ 67.50	10.00%	$ 4.07	$ 3.13	$ 2.19	$ 1.72	$ 1.45
4511C007AA	CE7000-60 Plus 24" Contour Cutter and Colorbyte R.E.D. Software (no stand)	$ 3,270.00	$ 2,943.00	10.00%	$ 177.58	$ 136.56	$ 95.56	$ 75.19	$ 63.01
4511C008AA	CE7000-60 Plus Stand (Optional 24" Stand)	$ 250.00	$ 225.00	10.00%	$ 13.58	$ 10.44	$ 7.31	$ 5.75	$ 4.82
4511C009AA	CE7000-130 Plus 50" Contour Cutter and Colorbyte R.E.D. Software	$ 6,540.00	$ 5,886.00	10.00%	$ 355.16	$ 273.11	$ 191.12	$ 150.39	$ 126.02
4511C010AA	Teflon Mat for CE7000-60 (2 Pack)	$ 45.00	$ 40.50	10.00%	$ 2.44	$ 1.88	$ 1.32	$ 1.03	$ 0.87
4511C012AA	CB15U Blade	$ 99.50	$ 89.55	10.00%	$ 5.40	$ 4.16	$ 2.91	$ 2.29	$ 1.92
4511C013AA	PHP33-CB15N-HS Blade Holder	$ 105.00	$ 94.50	10.00%	$ 5.70	$ 4.38	$ 3.07	$ 2.41	$ 2.02
7025A046AA	Colorbyte IMAGEPRINT R.E.D. Software	$ 599.00	$ 539.10	10.00%	$ 32.53	$ 25.01	$ 17.50	$ 13.77	$ 11.54
7025A039BC	Poster Artist	$ 395.00	$ 355.50	10.00%	$ 21.45	$ 16.50	$ 11.54	$ 9.08	$ 7.61
3063V601	PRO Series Printer Installation	$ 645.00	$ 580.50	10.00%	N/A	N/A	N/A	N/A	N/A
1708B263AA	Lift Assistance for Installation - extra technician sent on site	$ 300.00	$ 270.00	10.00%	N/A	N/A	N/A	N/A	N/A
1708BA19AA	PRO-6100S 1 Year eCarePAK	$ 900.00	$ 810.00	10.00%	N/A	N/A	N/A	N/A	N/A
1708BA20AA	PRO-6100S 2 Year eCarePAK	$ 1,700.00	$ 1,530.00	10.00%	N/A	N/A	N/A	N/A	N/A
1708BA21AA	PRO-6100S 3 Year eCarePAK	$ 2,210.00	$ 1,989.00	10.00%	N/A	N/A	N/A	N/A	N/A
1708BA22AA	PRO-6100S 4 Year eCarePAK	$ 3,110.00	$ 2,799.00	10.00%	N/A	N/A	N/A	N/A	N/A
1708BA54AA	SC 42c Xpress Scanner 1 Year eCarePAK	$ 1,300.00	$ 1,170.00	10.00%	N/A	N/A	N/A	N/A	N/A
1708BA55AA	SC 42c Xpress Scanner 2 Year eCarePAK	$ 2,400.00	$ 2,160.00	10.00%	N/A	N/A	N/A	N/A	N/A
0849C001AA	PFI-1100 MBK - Pigment Ink Tank 160ml	$ 97.00	$ 87.30	10.00%	N/A	N/A	N/A	N/A	N/A
0850C001AA	PFI-1100 PBK - Pigment Ink Tank 160ml	$ 97.00	$ 87.30	10.00%	N/A	N/A	N/A	N/A	N/A
0851C001AA	PFI-1100 C - Pigment Ink Tank 160ml	$ 97.00	$ 87.30	10.00%	N/A	N/A	N/A	N/A	N/A
0852C001AA	PFI-1100 M - Pigment Ink Tank 160ml	$ 97.00	$ 87.30	10.00%	N/A	N/A	N/A	N/A	N/A
0853C001AA	PFI-1100 Y - Pigment Ink Tank 160ml	$ 97.00	$ 87.30	10.00%	N/A	N/A	N/A	N/A	N/A
0854C001AA	PFI-1100 PC - Pigment Ink Tank 160ml	$ 97.00	$ 87.30	10.00%	N/A	N/A	N/A	N/A	N/A
0855C001AA	PFI-1100 PM - Pigment Ink Tank 160ml	$ 97.00	$ 87.30	10.00%	N/A	N/A	N/A	N/A	N/A
0856C001AA	PFI-1100 GY - Pigment Ink Tank 160ml	$ 97.00	$ 87.30	10.00%	N/A	N/A	N/A	N/A	N/A
0810C001AA	PFI-1300 MBK - Pigment Ink Tank 330ml	$ 173.00	$ 155.70	10.00%	N/A	N/A	N/A	N/A	N/A
0811C001AA	PFI-1300 PBK - Pigment Ink Tank 330ml	$ 173.00	$ 155.70	10.00%	N/A	N/A	N/A	N/A	N/A
0812C001AA	PFI-1300 C - Pigment Ink Tank 330ml	$ 173.00	$ 155.70	10.00%	N/A	N/A	N/A	N/A	N/A
0813C001AA	PFI-1300 M - Pigment Ink Tank 330ml	$ 173.00	$ 155.70	10.00%	N/A	N/A	N/A	N/A	N/A
0814C001AA	PFI-1300 Y - Pigment Ink Tank 330ml	$ 173.00	$ 155.70	10.00%	N/A	N/A	N/A	N/A	N/A
0815C001AA	PFI-1300 PC - Pigment Ink Tank 330ml	$ 173.00	$ 155.70	10.00%	N/A	N/A	N/A	N/A	N/A
0816C001AA	PFI-1300 PM - Pigment Ink Tank 330ml	$ 173.00	$ 155.70	10.00%	N/A	N/A	N/A	N/A	N/A
0817C001AA	PFI-1300 GY - Pigment Ink Tank 330ml	$ 173.00	$ 155.70	10.00%	N/A	N/A	N/A	N/A	N/A
0774C003AA	PFI-1700 MBK - Pigment Ink Tank 700ml	$ 294.00	$ 264.60	10.00%	N/A	N/A	N/A	N/A	N/A
0775C003AA	PFI-1700 PBK - Pigment Ink Tank 700ml	$ 294.00	$ 264.60	10.00%	N/A	N/A	N/A	N/A	N/A
0776C001AA	PFI-1700 C - Pigment Ink Tank 700ml	$ 294.00	$ 264.60	10.00%	N/A	N/A	N/A	N/A	N/A
0777C001AA	PFI-1700 M - Pigment Ink Tank 700ml	$ 294.00	$ 264.60	10.00%	N/A	N/A	N/A	N/A	N/A
0778C001AA	PFI-1700 Y - Pigment Ink Tank 700ml	$ 294.00	$ 264.60	10.00%	N/A	N/A	N/A	N/A	N/A
0779C001AA	PFI-1700 PC - Pigment Ink Tank 700ml	$ 294.00	$ 264.60	10.00%	N/A	N/A	N/A	N/A	N/A
0780C001AA	PFI-1700 PM - Pigment Ink Tank 700ml	$ 294.00	$ 264.60	10.00%	N/A	N/A	N/A	N/A	N/A
0781C001AA	PFI-1700 GY - Pigment Ink Tank 700ml	$ 294.00	$ 264.60	10.00%	N/A	N/A	N/A	N/A	N/A
0981C003AA	Print Head PF-10	$ 675.00	$ 607.50	10.00%	N/A	N/A	N/A	N/A	N/A
3056C002AA	**TM-305 Printer**	**$ 4,995.00**	**$ 4,495.50**	**10.00%**	**$ 271.26**	**$ 208.59**	**$ 145.97**	**$ 114.86**	**$ 96.25**
3056C006AB	**TM-305 MFP w/T36**	**$ 8,995.00**	**$ 8,095.50**	**10.00%**	**$ 488.48**	**$ 375.63**	**$ 262.86**	**$ 206.84**	**$ 173.32**
1153C006AA	Roll Holder RH2-35 (2" core w/3" adapters)	$ 150.00	$ 135.00	10.00%	$ 8.15	$ 6.26	$ 4.38	$ 3.45	$ 2.89
1156C008AB	Maintenance Cartridge MC-31	$ 69.00	$ 62.10	10.00%	$ 3.75	$ 2.88	$ 2.02	$ 1.59	$ 1.33
1155C002AA	Cutter Blade CT-08	$ 86.00	$ 77.40	10.00%	$ 4.67	$ 3.59	$ 2.51	$ 1.98	$ 1.66
1691B088AA	Colortrac SC 42c Xpress Scanner (No Stand)	$ 6,525.00	$ 5,872.50	10.00%	$ 354.35	$ 272.48	$ 190.68	$ 150.04	$ 125.73
1691B090AA	Colortrac Repro Stand	$ 995.00	$ 895.50	10.00%	$ 54.03	$ 41.55	$ 29.08	$ 22.88	$ 19.17
1691B106AA	Colortrac Floor Stand	$ 555.00	$ 499.50	10.00%	$ 30.14	$ 23.18	$ 16.22	$ 12.76	$ 10.69
1691B107AA	Colortrac Document Return Guide	$ 95.00	$ 85.50	10.00%	$ 5.16	$ 3.97	$ 2.78	$ 2.18	$ 1.83
4511C003AA	Cutter Blade for CE6000 (2pk)	$ 98.00	$ 88.20	10.00%	$ 5.32	$ 4.09	$ 2.86	$ 2.25	$ 1.89
4511C004AA	Teflon Mat for CE6000-60 (2pk)	$ 49.00	$ 44.10	10.00%	$ 2.66	$ 2.05	$ 1.43	$ 1.13	$ 0.94
4511C005AA	Teflon Mat for CE6000-120 (2pk)	$ 75.00	$ 67.50	10.00%	$ 4.07	$ 3.13	$ 2.19	$ 1.72	$ 1.45
4511C007AA	CE7000-60 Plus 24" Contour Cutter and Colorbyte R.E.D. Software (no stand)	$ 3,270.00	$ 2,943.00	10.00%	$ 177.58	$ 136.56	$ 95.56	$ 75.19	$ 63.01
4511C008AA	CE7000-60 Plus Stand (Optional 24" Stand)	$ 250.00	$ 225.00	10.00%	$ 13.58	$ 10.44	$ 7.31	$ 5.75	$ 4.82

NASPO State: Florida

					Straight Lease Monthly Payments				
Item Code	Description	MSRP	Purchase Price	% off MSRP	18 Months	24 Months	36 Months	48 Months	60 Months
4511C008AA	CE7000-130 Plus 50" Contour Cutter and Colorbyte R.E.D. Software	$ 6,540.00	$ 5,886.00	10.00%	$ 355.16	$ 273.11	$ 191.12	$ 150.39	$ 126.02
4511C010AA	Teflon Mat for CE7000-60 (2 Pack)	$ 45.00	$ 40.50	10.00%	$ 2.44	$ 1.88	$ 1.32	$ 1.03	$ 0.87
4511C012AA	CB15U Blade	$ 99.50	$ 89.55	10.00%	$ 5.40	$ 4.16	$ 2.91	$ 2.29	$ 1.92
4511C013AA	PHP33-CB15N-HS Blade Holder	$ 105.00	$ 94.50	10.00%	$ 5.70	$ 4.38	$ 3.07	$ 2.41	$ 2.02
7025A039BC	Poster Artist	$ 395.00	$ 355.50	10.00%	$ 21.45	$ 16.50	$ 11.54	$ 9.08	$ 7.61
7025A046AA	Colorbyte IMAGEPRINT R.E.D. Software	$ 599.00	$ 539.10	10.00%	$ 32.53	$ 25.01	$ 17.50	$ 13.77	$ 11.54
7025A042BA	SmartWorks MFP Plus	$ 595.00	$ 535.50	10.00%	$ 32.31	$ 24.85	$ 17.39	$ 13.68	$ 11.47
1691B073AA	T36 Calibration Target	$ 50.00	$ 45.00	10.00%	$ 2.72	$ 2.09	$ 1.46	$ 1.15	$ 0.96
1691B074AA	T36 Scanner Glass	$ 350.00	$ 315.00	10.00%	$ 19.01	$ 14.62	$ 10.23	$ 8.05	$ 6.74
1691B075AA	T36 Hold-up Rollers	$ 400.00	$ 360.00	10.00%	$ 21.72	$ 16.70	$ 11.69	$ 9.20	$ 7.71
1691B076AA	T36 Document Return Guides	$ 25.00	$ 22.50	10.00%	$ 1.36	$ 1.04	$ 0.73	$ 0.57	$ 0.48
1691B087AA	T36 Keyboard Tray	$ 300.00	$ 270.00	10.00%	$ 16.29	$ 12.53	$ 8.77	$ 6.90	$ 5.78
3479V121	TM Series Printer Install	$ 495.00	$ 445.50	10.00%	N/A	N/A	N/A	N/A	N/A
1708B789AA	TM305 1 Year eCarePAK	$ 600.00	$ 540.00	10.00%	N/A	N/A	N/A	N/A	N/A
1708B790AA	TM305 2 Year eCarePAK	$ 1,100.00	$ 990.00	10.00%	N/A	N/A	N/A	N/A	N/A
1708B791AA	TM-305 3 Year eCarePAK	$ 1,445.00	$ 1,300.50	10.00%	N/A	N/A	N/A	N/A	N/A
1708B792AA	TM-305 4 Year eCarePAK	$ 2,045.00	$ 1,840.50	10.00%	N/A	N/A	N/A	N/A	N/A
3479V127	TM-300 MFP T36 Install	$ 884.00	$ 795.60	10.00%	N/A	N/A	N/A	N/A	N/A
1708B844AA	TM305 MFP T36 1 Year eCarePAK	$ 1,395.00	$ 1,255.50	10.00%	N/A	N/A	N/A	N/A	N/A
1708B845AA	TM305 MFP T36 2 Year eCarePAK	$ 2,595.00	$ 2,335.50	10.00%	N/A	N/A	N/A	N/A	N/A
1708B846AA	TM305 MFP T36 3 Year eCarePAK	$ 4,540.00	$ 4,086.00	10.00%	N/A	N/A	N/A	N/A	N/A
1708B847AA	TM305 MFP T36 4 Year eCarePAK	$ 6,095.00	$ 5,485.50	10.00%	N/A	N/A	N/A	N/A	N/A
1708BA54AA	SC 42c Xpress Scanner 1 Year eCarePAK	$ 1,300.00	$ 1,170.00	10.00%	N/A	N/A	N/A	N/A	N/A
1708BA55AA	SC 42c Xpress Scanner 2 Year eCarePAK	$ 2,400.00	$ 2,160.00	10.00%	N/A	N/A	N/A	N/A	N/A
1708B263AA	Lift Assistance for Installation - extra technician sent on site	$ 300.00	$ 270.00	10.00%	N/A	N/A	N/A	N/A	N/A
2884C001AA	Canon Ink Tank PFI-120 MBK - Pigment Matte Black Ink Tank 130ml	$ 77.00	$ 69.30	10.00%	N/A	N/A	N/A	N/A	N/A
2885C001AA	Canon Ink Tank PFI-120 BK - Pigment Black Ink Tank 130ml	$ 77.00	$ 69.30	10.00%	N/A	N/A	N/A	N/A	N/A
2886C001AA	Canon Ink Tank PFI-120 C - Pigment Cyan Ink Tank 130ml	$ 77.00	$ 69.30	10.00%	N/A	N/A	N/A	N/A	N/A
2887C001AA	Canon Ink Tank PFI-120 M - Magenta Cyan Ink Tank 130ml	$ 77.00	$ 69.30	10.00%	N/A	N/A	N/A	N/A	N/A
2888C001AA	Canon Ink Tank PFI-120 Y - Pigment Yellow Ink Tank 130ml	$ 77.00	$ 69.30	10.00%	N/A	N/A	N/A	N/A	N/A
2889C001AA	Canon Ink Tank PFI-320 MBK - Pigment Matte Black Ink Tank 130ml	$ 139.00	$ 125.10	10.00%	N/A	N/A	N/A	N/A	N/A
2890C001AA	Canon Ink Tank PFI-320 BK - Pigment Black Ink Tank 300ml	$ 139.00	$ 125.10	10.00%	N/A	N/A	N/A	N/A	N/A
2891C001AA	Canon Ink Tank PFI-320 C - Pigment Cyan Ink Tank 300ml	$ 139.00	$ 125.10	10.00%	N/A	N/A	N/A	N/A	N/A
2892C001AA	Canon Ink Tank PFI-320 M - Pigment Magenta Ink Tank 300ml	$ 139.00	$ 125.10	10.00%	N/A	N/A	N/A	N/A	N/A
2893C001AA	Canon Ink Tank PFI-320 Y - Pigment Magenta Ink Tank 300ml	$ 139.00	$ 125.10	10.00%	N/A	N/A	N/A	N/A	N/A
2352C003AB	Print Head PF-06	$ 450.00	$ 405.00	10.00%	N/A	N/A	N/A	N/A	N/A
2443C030AA	**imagePROGRAF TX-3000 w/ Stacker**	**$ 5,995.00**	**$ 5,395.50**	**10.00%**	**$ 325.56**	**$ 250.35**	**$ 175.19**	**$ 137.86**	**$ 115.52**
2443C035AA	**imagePROGRAF TX-3000 w/ Basket**	**$ 5,895.00**	**$ 5,305.50**	**10.00%**	**$ 320.13**	**$ 246.18**	**$ 172.27**	**$ 135.56**	**$ 113.59**
2443C006AE	**imagePROGRAF TX-3000 MFP T36 w/ Stacker**	**$ 9,995.00**	**$ 8,995.50**	**10.00%**	**$ 542.79**	**$ 417.39**	**$ 292.08**	**$ 229.84**	**$ 192.59**
2443C036AA	**imagePROGRAF TX-3000 MFP T36 w/ Basket**	**$ 9,895.00**	**$ 8,905.50**	**10.00%**	**$ 537.36**	**$ 413.22**	**$ 289.16**	**$ 227.54**	**$ 190.67**
	imagePROGRAF TX-3000 Optional Accessories								
3456C002AA	SS-31 Stacker	$ 649.00	$ 584.10	10.00%	$ 35.24	$ 27.10	$ 18.97	$ 14.92	$ 12.51
1480B016AA	BU-04 Multi-Positional Catch Basket	$ 549.00	$ 494.10	10.00%	$ 29.81	$ 22.93	$ 16.04	$ 12.62	$ 10.58
1153C004AA	Roll Holder Set RH5-34	$ 150.00	$ 135.00	10.00%	$ 8.15	$ 6.26	$ 4.38	$ 3.45	$ 2.89
1156C002AA	Maintenance Cartridge MC-30	$ 90.00	$ 81.00	10.00%	$ 4.89	$ 3.76	$ 2.63	$ 2.07	$ 1.73
1155C001AB	Cutter Blade CT-07	$ 86.00	$ 77.40	10.00%	$ 4.67	$ 3.59	$ 2.51	$ 1.98	$ 1.66
1691B088AA	Colortrac SC 42c Xpress Scanner (No Stand)	$ 6,525.00	$ 5,872.50	10.00%	$ 354.35	$ 272.48	$ 190.68	$ 150.04	$ 125.73
1691B090AA	Colortrac Repro Stand	$ 995.00	$ 895.50	10.00%	$ 54.03	$ 41.55	$ 29.08	$ 22.88	$ 19.17
1691B106AA	Colortrac Floor Stand	$ 555.00	$ 499.50	10.00%	$ 30.14	$ 23.18	$ 16.22	$ 12.76	$ 10.69
1691B107AA	Colortrac Document Return Guide	$ 95.00	$ 85.50	10.00%	$ 5.16	$ 3.97	$ 2.78	$ 2.18	$ 1.83
2455C002AA	Multifunction Roll Unit RU-32	$ 1,000.00	$ 900.00	10.00%	$ 54.31	$ 41.76	$ 29.22	$ 23.00	$ 19.27
4511C003AA	Cutter Blade for CE6000 (2pk)	$ 98.00	$ 88.20	10.00%	$ 5.32	$ 4.09	$ 2.86	$ 2.25	$ 1.89
4511C004AA	Teflon Mat for CE6000-60 (2pk)	$ 49.00	$ 44.10	10.00%	$ 2.66	$ 2.05	$ 1.43	$ 1.13	$ 0.94
4511C005AA	Teflon Mat for CE6000-120 (2pk)	$ 75.00	$ 67.50	10.00%	$ 4.07	$ 3.13	$ 2.19	$ 1.72	$ 1.45
4511C007AA	CE7000-60 Plus 24" Contour Cutter and Colorbyte R.E.D. Software (no stand)	$ 3,270.00	$ 2,943.00	10.00%	$ 177.58	$ 136.56	$ 95.56	$ 75.19	$ 63.01
4511C008AA	CE7000-60 Plus Stand (Optional 24" Stand)	$ 250.00	$ 225.00	10.00%	$ 13.58	$ 10.44	$ 7.31	$ 5.75	$ 4.82
4511C009AA	CE7000-130 Plus 50" Contour Cutter and Colorbyte R.E.D. Software	$ 6,540.00	$ 5,886.00	10.00%	$ 355.16	$ 273.11	$ 191.12	$ 150.39	$ 126.02
4511C010AA	Teflon Mat for CE7000-60 (2 Pack)	$ 45.00	$ 40.50	10.00%	$ 2.44	$ 1.88	$ 1.32	$ 1.03	$ 0.87
4511C012AA	CB15U Blade	$ 99.50	$ 89.55	10.00%	$ 5.40	$ 4.16	$ 2.91	$ 2.29	$ 1.92
4511C013AA	PHP33-CB15N-HS Blade Holder	$ 105.00	$ 94.50	10.00%	$ 5.70	$ 4.38	$ 3.07	$ 2.41	$ 2.02
7025A039BC	Poster Artist	$ 395.00	$ 355.50	10.00%	$ 21.45	$ 16.50	$ 11.54	$ 9.08	$ 7.61
7025A046AA	Colorbyte IMAGEPRINT R.E.D. Software	$ 599.00	$ 539.10	10.00%	$ 32.53	$ 25.01	$ 17.50	$ 13.77	$ 11.54
1691B073AA	T36 Calibration Target	$ 50.00	$ 45.00	10.00%	$ 2.72	$ 2.09	$ 1.46	$ 1.15	$ 0.96
1691B074AA	T36 Scanner Glass	$ 350.00	$ 315.00	10.00%	$ 19.01	$ 14.62	$ 10.23	$ 8.05	$ 6.74
1691B075AA	T36 Hold-up Rollers	$ 400.00	$ 360.00	10.00%	$ 21.72	$ 16.70	$ 11.69	$ 9.20	$ 7.71
1691B076AA	T36 Document Return Guides	$ 25.00	$ 22.50	10.00%	$ 1.36	$ 1.04	$ 0.73	$ 0.57	$ 0.48
1691B087AA	T36 Keyboard Tray	$ 300.00	$ 270.00	10.00%	$ 16.29	$ 12.53	$ 8.77	$ 6.90	$ 5.78
3329V592	TX Series Printer Installation	$ 645.00	$ 580.50	10.00%	N/A	N/A	N/A	N/A	N/A
1708B263AA	Lift Assistance for Installation - extra technician sent on site	$ 300.00	$ 270.00	10.00%	N/A	N/A	N/A	N/A	N/A
7705B627AA	TX-3000 2 Year + 9 Month eCarePAK	$ 1,950.00	$ 1,755.00	10.00%	N/A	N/A	N/A	N/A	N/A
1708B741AA	TX-3000 3 Year + 9 Month eCarePAK	$ 2,393.00	$ 2,153.70	10.00%	N/A	N/A	N/A	N/A	N/A
1708B742AA	TX-3000 4 Year + 9 Month eCarePAK	$ 2,863.00	$ 2,576.70	10.00%	N/A	N/A	N/A	N/A	N/A
1708B625AA	TX-3000 MFP 2 Year + 9 Month eCarePAK (includes installation)	$ 4,000.00	$ 3,600.00	10.00%	N/A	N/A	N/A	N/A	N/A
1708B749AA	TX-3000 MFP 3 Year + 9 Month eCarePAK (includes installation)	$ 5,856.00	$ 5,270.40	10.00%	N/A	N/A	N/A	N/A	N/A
1708B750AA	TX-3000 MFP 4 Year + 9 Month eCarePAK (includes installation)	$ 6,879.00	$ 6,191.10	10.00%	N/A	N/A	N/A	N/A	N/A
1708B655AA	TX-3000 MFP 2 Year + 9 Month extended service eCarePAK (without installation)	$ 3,005.00	$ 2,704.50	10.00%	N/A	N/A	N/A	N/A	N/A
1708BA54AA	SC 42c Xpress Scanner 1 Year eCarePAK	$ 1,300.00	$ 1,170.00	10.00%	N/A	N/A	N/A	N/A	N/A
1708BA55AA	SC 42c Xpress Scanner 2 Year eCarePAK	$ 2,400.00	$ 2,160.00	10.00%	N/A	N/A	N/A	N/A	N/A
3063V602	Multifunction Roll Unit Installation	$ 400.00	$ 360.00	10.00%	N/A	N/A	N/A	N/A	N/A
2383C001AA	PFI-110 MBK - Pigment Ink Tank 160ml	$ 81.00	$ 72.90	10.00%	N/A	N/A	N/A	N/A	N/A
2384C001AA	PFI-110 BK - Pigment Ink Tank 160ml	$ 81.00	$ 72.90	10.00%	N/A	N/A	N/A	N/A	N/A
2365C001AA	PFI-110 C - Pigment Ink Tank 160ml	$ 81.00	$ 72.90	10.00%	N/A	N/A	N/A	N/A	N/A
2366C001AA	PFI-110 M - Pigment Ink Tank 160ml	$ 81.00	$ 72.90	10.00%	N/A	N/A	N/A	N/A	N/A
2367C001AA	PFI-110 Y - Pigment Ink Tank 160ml	$ 81.00	$ 72.90	10.00%	N/A	N/A	N/A	N/A	N/A
2358C001AA	PFI-310 MBK - Pigment Ink Tank 330ml	$ 154.00	$ 138.60	10.00%	N/A	N/A	N/A	N/A	N/A
2359C001AA	PFI-310 BK - Pigment Ink Tank 330ml	$ 154.00	$ 138.60	10.00%	N/A	N/A	N/A	N/A	N/A
2360C001AA	PFI-310 C - Pigment Ink Tank 330ml	$ 154.00	$ 138.60	10.00%	N/A	N/A	N/A	N/A	N/A
2361C001AA	PFI-310 M - Pigment Ink Tank 330ml	$ 154.00	$ 138.60	10.00%	N/A	N/A	N/A	N/A	N/A
2362C001AA	PFI-310 Y - Pigment Ink Tank 330ml	$ 154.00	$ 138.60	10.00%	N/A	N/A	N/A	N/A	N/A
2353C001AA	PFI-710 MBK - Pigment Ink Tank 700ml	$ 265.00	$ 238.50	10.00%	N/A	N/A	N/A	N/A	N/A
2354C001AA	PFI-710 BK - Pigment Ink Tank 700ml	$ 294.00	$ 264.60	10.00%	N/A	N/A	N/A	N/A	N/A
2355C001AA	PFI-710 C - Pigment Ink Tank 700ml	$ 294.00	$ 264.60	10.00%	N/A	N/A	N/A	N/A	N/A
2356C001AA	PFI-710 M - Pigment Ink Tank 700ml	$ 294.00	$ 264.60	10.00%	N/A	N/A	N/A	N/A	N/A
2357C001AA	PFI-710 Y - Pigment Ink Tank 700ml	$ 294.00	$ 264.60	10.00%	N/A	N/A	N/A	N/A	N/A
2352C003AB	Print Head PF-06	$ 450.00	$ 405.00	10.00%	N/A	N/A	N/A	N/A	N/A
2444C027AB	**imagePROGRAF TX-4000 w/ Stacker**	**$ 6,495.00**	**$ 5,845.50**	**10.00%**	**$ 352.72**	**$ 271.23**	**$ 189.80**	**$ 149.35**	**$ 125.15**
2444C030AA	**imagePROGRAF TX-4000 w/ Basket**	**$ 6,395.00**	**$ 5,755.50**	**10.00%**	**$ 347.29**	**$ 267.06**	**$ 186.89**	**$ 147.05**	**$ 123.23**
2444C006AC	**imagePROGRAF TX-4000 MFP T36 w/ Stacker**	**$ 10,495.00**	**$ 9,445.50**	**10.00%**	**$ 569.94**	**$ 438.27**	**$ 306.70**	**$ 241.33**	**$ 202.23**
2444C031AA	**imagePROGRAF TX-4000 MFP T36 w/ Basket**	**$ 10,395.00**	**$ 9,355.50**	**10.00%**	**$ 564.51**	**$ 434.10**	**$ 303.77**	**$ 239.03**	**$ 200.30**
	imagePROGRAF TX-4000 Optional Accessories								
3456C003AA	SS-41 Stacker	$ 695.00	$ 625.50	10.00%	$ 37.74	$ 29.02	$ 20.31	$ 15.98	$ 13.39
1480B017AA	BU-05 Multi-Positional Catch Basket	$ 595.00	$ 535.50	10.00%	$ 32.31	$ 24.85	$ 17.39	$ 13.68	$ 11.47
1153C002AA	Roll Holder Set RH2-45	$ 160.00	$ 144.00	10.00%	$ 8.69	$ 6.68	$ 4.68	$ 3.68	$ 3.08
1156C002AA	Maintenance Cartridge MC-30	$ 90.00	$ 81.00	10.00%	$ 4.89	$ 3.76	$ 2.63	$ 2.07	$ 1.73
1155C001AB	Cutter Blade CT-07	$ 86.00	$ 77.40	10.00%	$ 4.67	$ 3.59	$ 2.51	$ 1.98	$ 1.66
1691B088AA	Colortrac SC 42c Xpress Scanner (No Stand)	$ 6,525.00	$ 5,872.50	10.00%	$ 354.35	$ 272.48	$ 190.68	$ 150.04	$ 125.73
1691B090AA	Colortrac Repro Stand	$ 995.00	$ 895.50	10.00%	$ 54.03	$ 41.55	$ 29.08	$ 22.88	$ 19.17
1691B106AA	Colortrac Floor Stand	$ 555.00	$ 499.50	10.00%	$ 30.14	$ 23.18	$ 16.22	$ 12.76	$ 10.69
1691B107AA	Colortrac Document Return Guide	$ 95.00	$ 85.50	10.00%	$ 5.16	$ 3.97	$ 2.78	$ 2.18	$ 1.83
2455C003AA	Multifunction Roll Unit RU-42	$ 1,000.00	$ 900.00	10.00%	$ 54.31	$ 41.76	$ 29.22	$ 23.00	$ 19.27
4511C003AA	Cutter Blade for CE6000 (2pk)	$ 98.00	$ 88.20	10.00%	$ 5.32	$ 4.09	$ 2.86	$ 2.25	$ 1.89
4511C004AA	Teflon Mat for CE6000-60 (2pk)	$ 49.00	$ 44.10	10.00%	$ 2.66	$ 2.05	$ 1.43	$ 1.13	$ 0.94
4511C005AA	Teflon Mat for CE6000-120 (2pk)	$ 75.00	$ 67.50	10.00%	$ 4.07	$ 3.13	$ 2.19	$ 1.72	$ 1.45
4511C007AA	CE7000-60 Plus 24" Contour Cutter and Colorbyte R.E.D. Software (no stand)	$ 3,270.00	$ 2,943.00	10.00%	$ 177.58	$ 136.56	$ 95.56	$ 75.19	$ 63.01
4511C008AA	CE7000-60 Plus Stand (Optional 24" Stand)	$ 250.00	$ 225.00	10.00%	$ 13.58	$ 10.44	$ 7.31	$ 5.75	$ 4.82
4511C009AA	CE7000-130 Plus 50" Contour Cutter and Colorbyte R.E.D. Software	$ 6,540.00	$ 5,886.00	10.00%	$ 355.16	$ 273.11	$ 191.12	$ 150.39	$ 126.02
4511C010AA	Teflon Mat for CE7000-60 (2 Pack)	$ 45.00	$ 40.50	10.00%	$ 2.44	$ 1.88	$ 1.32	$ 1.03	$ 0.87
4511C012AA	CB15U Blade	$ 99.50	$ 89.55	10.00%	$ 5.40	$ 4.16	$ 2.91	$ 2.29	$ 1.92
4511C013AA	PHP33-CB15N-HS Blade Holder	$ 105.00	$ 94.50	10.00%	$ 5.70	$ 4.38	$ 3.07	$ 2.41	$ 2.02
7025A039BC	Poster Artist	$ 395.00	$ 355.50	10.00%	$ 21.45	$ 16.50	$ 11.54	$ 9.08	$ 7.61
7025A046AA	Colorbyte IMAGEPRINT R.E.D. Software	$ 599.00	$ 539.10	10.00%	$ 32.53	$ 25.01	$ 17.50	$ 13.77	$ 11.54
1691B073AA	T36 Calibration Target	$ 50.00	$ 45.00	10.00%	$ 2.72	$ 2.09	$ 1.46	$ 1.15	$ 0.96
1691B074AA	T36 Scanner Glass	$ 350.00	$ 315.00	10.00%	$ 19.01	$ 14.62	$ 10.23	$ 8.05	$ 6.74
1691B075AA	T36 Hold-up Rollers	$ 400.00	$ 360.00	10.00%	$ 21.72	$ 16.70	$ 11.69	$ 9.20	$ 7.71

NASPO State: Florida

					Straight Lease Monthly Payments				
Item Code	Description	MSRP	Purchase Price	% off MSRP	18 Months	24 Months	36 Months	48 Months	60 Months
1691B076AA	T36 Document Return Guides	$ 25.00	$ 22.50	10.00%	$ 1.36	$ 1.04	$ 0.73	$ 0.57	$ 0.48
1691B087AA	T36 Keyboard Tray	$ 300.00	$ 270.00	10.00%	$ 16.29	$ 12.53	$ 8.77	$ 6.90	$ 5.78
3329V592	TX Series Printer Installation	$ 645.00	$ 580.50	10.00%	N/A	N/A	N/A	N/A	N/A
1708B263AA	Lift Assistance for installation - extra technician sent on site	$ 300.00	$ 270.00	10.00%	N/A	N/A	N/A	N/A	N/A
1708B826AA	TX-4000 2 Year + 9 Month eCarePAK	$ 2,500.00	$ 2,250.00	10.00%	N/A	N/A	N/A	N/A	N/A
1708B743AA	TX-4000 3 Year + 9 Month eCarePAK	$ 3,068.00	$ 2,761.20	10.00%	N/A	N/A	N/A	N/A	N/A
1708B744AA	TX-4000 4 Year + 9 Month eCarePAK	$ 3,670.00	$ 3,303.00	10.00%	N/A	N/A	N/A	N/A	N/A
1708B624AA	TX-4000 MFP 2 Year + 9 Month eCarePAK	$ 4,500.00	$ 4,050.00	10.00%	N/A	N/A	N/A	N/A	N/A
1708B757AA	TX-4000 MFP 3 Year + 9 Month eCarePAK	$ 6,470.00	$ 5,823.00	10.00%	N/A	N/A	N/A	N/A	N/A
1708B758AA	TX-4000 MFP 4 Year + 9 Month eCarePAK	$ 7,613.00	$ 6,851.70	10.00%	N/A	N/A	N/A	N/A	N/A
1708B658AA	TX-4000 MFP 2 Year + 9 Month extended service eCarePAK (without installation)	$ 3,505.00	$ 3,154.50	10.00%	N/A	N/A	N/A	N/A	N/A
1708BA54AA	SC 42c Xpress Scanner 1 Year eCarePAK	$ 1,300.00	$ 1,170.00	10.00%	N/A	N/A	N/A	N/A	N/A
1708BA55AA	SC 42c Xpress Scanner 2 Year eCarePAK	$ 2,400.00	$ 2,160.00	10.00%	N/A	N/A	N/A	N/A	N/A
3063V602	Multifunction Roll Unit Installation	$ 400.00	$ 360.00	10.00%	N/A	N/A	N/A	N/A	N/A
2363C001AA	PFI-110 MBK - Pigment Ink Tank 160ml	$ 81.00	$ 72.90	10.00%	N/A	N/A	N/A	N/A	N/A
2364C001AA	PFI-110 BK - Pigment Ink Tank 160ml	$ 81.00	$ 72.90	10.00%	N/A	N/A	N/A	N/A	N/A
2365C001AA	PFI-110 C - Pigment Ink Tank 160ml	$ 81.00	$ 72.90	10.00%	N/A	N/A	N/A	N/A	N/A
2366C001AA	PFI-110 M - Pigment Ink Tank 160ml	$ 81.00	$ 72.90	10.00%	N/A	N/A	N/A	N/A	N/A
2367C001AA	PFI-110 Y - Pigment Ink Tank 160ml	$ 81.00	$ 72.90	10.00%	N/A	N/A	N/A	N/A	N/A
2358C001AA	PFI-310 MBK - Pigment Ink Tank 330ml	$ 154.00	$ 138.60	10.00%	N/A	N/A	N/A	N/A	N/A
2359C001AA	PFI-310 BK - Pigment Ink Tank 330ml	$ 154.00	$ 138.60	10.00%	N/A	N/A	N/A	N/A	N/A
2360C001AA	PFI-310 C - Pigment Ink Tank 330ml	$ 154.00	$ 138.60	10.00%	N/A	N/A	N/A	N/A	N/A
2361C001AA	PFI-310 M - Pigment Ink Tank 330ml	$ 154.00	$ 138.60	10.00%	N/A	N/A	N/A	N/A	N/A
2362C001AA	PFI-310 Y - Pigment Ink Tank 330ml	$ 154.00	$ 138.60	10.00%	N/A	N/A	N/A	N/A	N/A
2353C001AA	PFI-710 MBK - Pigment Ink Tank 700ml	$ 265.00	$ 238.50	10.00%	N/A	N/A	N/A	N/A	N/A
2354C001AA	PFI-710 BK - Pigment Ink Tank 700ml	$ 294.00	$ 264.60	10.00%	N/A	N/A	N/A	N/A	N/A
2355C001AA	PFI-710 C - Pigment Ink Tank 700ml	$ 294.00	$ 264.60	10.00%	N/A	N/A	N/A	N/A	N/A
2356C001AA	PFI-710 M - Pigment Ink Tank 700ml	$ 294.00	$ 264.60	10.00%	N/A	N/A	N/A	N/A	N/A
2357C001AA	PFI-710 Y - Pigment Ink Tank 700ml	$ 294.00	$ 264.60	10.00%	N/A	N/A	N/A	N/A	N/A
2352C003AB	Print Head PF-06	$ 450.00	$ 405.00	10.00%	N/A	N/A	N/A	N/A	N/A
	Large Format Rolls & Cut Sheet Specialty Print Media								
	Photographic Paper								
2047V122	Satin Photographic Paper 170gsm 24" x 100' - 1 Roll/Box	$ 81.00	$ 72.90	10.00%	N/A	N/A	N/A	N/A	N/A
2047V123	Satin Photographic Paper 170gsm 36" x 100' - 1 Roll/Box	$ 110.25	$ 99.23	10.00%	N/A	N/A	N/A	N/A	N/A
2047V124	Satin Photographic Paper 170gsm 42" x 100' - 1 Roll/Box	$ 134.25	$ 120.83	10.00%	N/A	N/A	N/A	N/A	N/A
2047V134	Satin Photographic Paper 200gsm 17" x 100' - 1 Roll/Box	$ 71.00	$ 63.90	10.00%	N/A	N/A	N/A	N/A	N/A
2047V135	Satin Photographic Paper 200gsm 24" x 100' - 1 Roll/Box	$ 96.50	$ 86.85	10.00%	N/A	N/A	N/A	N/A	N/A
2047V136	Satin Photographic Paper 200gsm 36" x 100' - 1 Roll/Box	$ 132.50	$ 119.25	10.00%	N/A	N/A	N/A	N/A	N/A
2047V137	Satin Photographic Paper 200gsm 42" x 100' - 1 Roll/Box	$ 161.25	$ 145.13	10.00%	N/A	N/A	N/A	N/A	N/A
2047V138	Satin Photographic Paper 200gsm 60" x 100' - 1 Roll/Box	$ 221.50	$ 199.35	10.00%	N/A	N/A	N/A	N/A	N/A
2047V127	Glossy Photographic Paper 200gsm 17" x 100' - 1 Roll/Box	$ 71.00	$ 63.90	10.00%	N/A	N/A	N/A	N/A	N/A
2047V128	Glossy Photographic Paper 200gsm 24" x 100' - 1 Roll/Box	$ 96.50	$ 86.85	10.00%	N/A	N/A	N/A	N/A	N/A
2047V129	Glossy Photographic Paper 200gsm 36" x 100' - 1 Roll/Box	$ 132.50	$ 119.25	10.00%	N/A	N/A	N/A	N/A	N/A
2047V130	Glossy Photographic Paper 200gsm 42" x 100' - 1 Roll/Box	$ 161.25	$ 145.13	10.00%	N/A	N/A	N/A	N/A	N/A
2047V131	Glossy Photographic Paper 200gsm 60" x 100' - 1 Roll/Box	$ 221.50	$ 199.35	10.00%	N/A	N/A	N/A	N/A	N/A
2941B017AA	Premium Glossy Paper 2 17" x 100ft	$ 123.05	$ 110.75	10.00%	N/A	N/A	N/A	N/A	N/A
2941B018AA	Premium Glossy Paper 2 24" x 100ft	$ 170.15	$ 153.14	10.00%	N/A	N/A	N/A	N/A	N/A
2941B019AA	Premium Glossy Paper 2 36" x 100ft	$ 245.05	$ 220.55	10.00%	N/A	N/A	N/A	N/A	N/A
2941B020AA	Premium Glossy Paper 2 42" x 100ft	$ 298.55	$ 268.70	10.00%	N/A	N/A	N/A	N/A	N/A
2942B016AA	Premium Semi-Glossy Paper 2 17" x 100ft	$ 123.05	$ 110.75	10.00%	N/A	N/A	N/A	N/A	N/A
2942B017AA	Premium Semi-Glossy Paper 2 24" x 100ft	$ 170.15	$ 153.14	10.00%	N/A	N/A	N/A	N/A	N/A
2942B018AA	Premium Semi-Glossy Paper 2 36" x 100ft	$ 245.05	$ 220.55	10.00%	N/A	N/A	N/A	N/A	N/A
2942B019AA	Premium Semi-Glossy Paper 2 42" x 100ft	$ 298.55	$ 268.70	10.00%	N/A	N/A	N/A	N/A	N/A
2680V869	Premium Metallic PhotoGloss Paper 17" x 100' - 1 Roll/Box	$ 156.00	$ 140.40	10.00%	N/A	N/A	N/A	N/A	N/A
2680V870	Premium Metallic PhotoGloss Paper 24" x 100' - 1 Roll/Box	$ 228.00	$ 205.20	10.00%	N/A	N/A	N/A	N/A	N/A
2680V871	Premium Metallic PhotoGloss Paper 36" x 100' - 1 Roll/Box	$ 342.00	$ 307.80	10.00%	N/A	N/A	N/A	N/A	N/A
2680V872	Premium Metallic PhotoGloss Paper 44" x 100' - 1 Roll/Box	$ 418.00	$ 376.20	10.00%	N/A	N/A	N/A	N/A	N/A
2680V873	Premium Metallic PhotoGloss Paper 60" x 100' - 1 Roll/Box	$ 569.00	$ 512.10	10.00%	N/A	N/A	N/A	N/A	N/A
1107C004AA	Photo Paper Pro Premium Platinum 300gsm 17" x 100' - 1 Roll/Box	$ 155.00	$ 139.50	10.00%	N/A	N/A	N/A	N/A	N/A
1107C003AA	Photo Paper Pro Premium Platinum 300gsm 24" x 100' - 1 Roll/Box	$ 219.00	$ 197.10	10.00%	N/A	N/A	N/A	N/A	N/A
1107C002AA	Photo Paper Pro Premium Platinum 300gsm 36" x 100' - 1 Roll/Box	$ 328.00	$ 295.20	10.00%	N/A	N/A	N/A	N/A	N/A
1107C001AA	Photo Paper Pro Premium Platinum 300gsm 42" x 100' - 1 Roll/Box	$ 383.00	$ 344.70	10.00%	N/A	N/A	N/A	N/A	N/A
1108C004AA	Photo Paper Pro Luster 260gsm 17" x 100' - 1 Roll/Box	$ 110.00	$ 99.00	10.00%	N/A	N/A	N/A	N/A	N/A
1108C003AA	Photo Paper Pro Luster 260gsm 24" x 100' - 1 Roll/Box	$ 156.00	$ 140.40	10.00%	N/A	N/A	N/A	N/A	N/A
1108C002AA	Photo Paper Pro Luster 260gsm 36" x 100' - 1 Roll/Box	$ 233.00	$ 209.70	10.00%	N/A	N/A	N/A	N/A	N/A
1108C001AA	Photo Paper Pro Luster 260gsm 42" x 100' - 1 Roll/Box	$ 272.00	$ 244.80	10.00%	N/A	N/A	N/A	N/A	N/A
3605V269	Premium Wrapping Paper 24" x 150' - 1 Roll/Box	$ 61.00	$ 54.90	10.00%	N/A	N/A	N/A	N/A	N/A
3605V270	Premium Wrapping Paper 30" x 150' - 1 Roll/Box	$ 76.00	$ 68.40	10.00%	N/A	N/A	N/A	N/A	N/A
2047V139	Glossy Photographic Paper 240gsm 17" x 100' - 1 Roll/Box	$ 88.10	$ 79.29	10.00%	N/A	N/A	N/A	N/A	N/A
2047V140	Glossy Photographic Paper 240gsm 24" x 100' - 1 Roll/Box	$ 112.00	$ 100.80	10.00%	N/A	N/A	N/A	N/A	N/A
2047V141	Glossy Photographic Paper 240gsm 36" x 100' - 1 Roll/Box	$ 167.25	$ 150.53	10.00%	N/A	N/A	N/A	N/A	N/A
2047V142	Glossy Photographic Paper 240gsm 42" x 100' - 1 Roll/Box	$ 184.00	$ 165.60	10.00%	N/A	N/A	N/A	N/A	N/A
2047V143	Glossy Photographic Paper 240gsm 60" x 100' - 1 Roll/Box	$ 245.50	$ 220.95	10.00%	N/A	N/A	N/A	N/A	N/A
2047V144	Satin Photographic Paper (240 gsm), 17" x 100ft	$ 88.10	$ 79.29	10.00%	N/A	N/A	N/A	N/A	N/A
2047V145	Satin Photographic Paper (240 gsm), 24" x 100ft	$ 112.00	$ 100.80	10.00%	N/A	N/A	N/A	N/A	N/A
2047V146	Satin Photographic Paper (240 gsm), 36" x 100ft	$ 167.25	$ 150.53	10.00%	N/A	N/A	N/A	N/A	N/A
2047V147	Satin Photographic Paper (240 gsm), 42" x 100ft	$ 184.00	$ 165.60	10.00%	N/A	N/A	N/A	N/A	N/A
2047V148	Satin Photographic Paper (240 gsm), 60" x 100ft	$ 245.50	$ 220.95	10.00%	N/A	N/A	N/A	N/A	N/A
2047V119	Glossy Photographic Paper 170gsm 24" x 100' - 1 Roll/Box	$ 81.00	$ 72.90	10.00%	N/A	N/A	N/A	N/A	N/A
2047V120	Glossy Photographic Paper 170gsm 36" x 100' - 1 Roll/Box	$ 110.25	$ 99.23	10.00%	N/A	N/A	N/A	N/A	N/A
2047V121	Glossy Photographic Paper 170gsm 42" x 100' - 1 Roll/Box	$ 134.25	$ 120.83	10.00%	N/A	N/A	N/A	N/A	N/A
0849V341	Heavyweight Matte Coated Paper, 17" x 100ft	$ 46.65	$ 41.99	10.00%	N/A	N/A	N/A	N/A	N/A
0849V342	Heavyweight Matte Coated Paper, 24" x 100ft	$ 65.55	$ 59.00	10.00%	N/A	N/A	N/A	N/A	N/A
0849V343	Heavyweight Matte Coated Paper, 36" x 100ft	$ 94.60	$ 85.14	10.00%	N/A	N/A	N/A	N/A	N/A
0849V344	Heavyweight Matte Coated Paper, 42" x 100ft	$ 111.05	$ 99.95	10.00%	N/A	N/A	N/A	N/A	N/A
0849V345	Heavyweight Matte Coated Paper, 60" x 100ft	$ 158.85	$ 142.97	10.00%	N/A	N/A	N/A	N/A	N/A
2873V652	24lb Bond Paper - 150' Roll, 24" x 150' - 1 Roll/Box	$ 19.39	$ 17.45	10.00%	N/A	N/A	N/A	N/A	N/A
2873V654	24lb Bond Paper - 150' Roll, 36" x 150' - 1 Roll/Box	$ 24.94	$ 22.44	10.00%	N/A	N/A	N/A	N/A	N/A
2873V655	24lb Bond Paper - 150' Roll, 42" x 150' - 1 Roll/Box	$ 30.00	$ 27.00	10.00%	N/A	N/A	N/A	N/A	N/A
2873V656	24lb Bond Paper - 300' Roll, 24" x 300' - 1 Roll/Box	$ 31.20	$ 28.08	10.00%	N/A	N/A	N/A	N/A	N/A
2873V657	24lb Bond Paper - 300' Roll, 30" x 300' - 1 Roll/Box	$ 38.14	$ 34.32	10.00%	N/A	N/A	N/A	N/A	N/A
2873V658	24lb Bond Paper - 300' Roll, 36" x 300' - 1 Roll/Box	$ 43.56	$ 39.20	10.00%	N/A	N/A	N/A	N/A	N/A
2873V659	24lb Bond Paper - 300' Roll, 42" x 300' - 1 Roll/Box	$ 56.76	$ 51.08	10.00%	N/A	N/A	N/A	N/A	N/A
2873V660	24lb Premium Coated Bond Paper - 150' Roll, 24" x 150' - 1 Roll/Box	$ 29.26	$ 26.33	10.00%	N/A	N/A	N/A	N/A	N/A
2873V661	24lb Premium Coated Bond Paper - 150' Roll, 30" x 150' - 1 Roll/Box	$ 32.83	$ 29.55	10.00%	N/A	N/A	N/A	N/A	N/A
2873V662	24lb Premium Coated Bond Paper - 150' Roll, 36" x 150' - 1 Roll/Box	$ 34.85	$ 31.36	10.00%	N/A	N/A	N/A	N/A	N/A
2873V663	24lb Premium Coated Bond Paper - 150' Roll, 42" x 150' - 1 Roll/Box	$ 44.95	$ 40.46	10.00%	N/A	N/A	N/A	N/A	N/A
2873V664	24lb Premium Coated Bond Paper - 300' Roll, 24" x 300' - 1 Roll/Box	$ 52.39	$ 47.15	10.00%	N/A	N/A	N/A	N/A	N/A
2873V667	24lb Premium Coated Bond Paper - 300' Roll, 30" x 300' - 1 Roll/Box	$ 57.07	$ 51.36	10.00%	N/A	N/A	N/A	N/A	N/A
2873V668	24lb Premium Coated Bond Paper - 300' Roll, 36" x 300' - 1 Roll/Box	$ 63.91	$ 57.52	10.00%	N/A	N/A	N/A	N/A	N/A
2873V669	24lb Premium Coated Bond Paper - 300' Roll, 42" x 300' - 1 Roll/Box	$ 84.53	$ 76.08	10.00%	N/A	N/A	N/A	N/A	N/A
2873V670	20lb Bond Paper - 150' Roll, 24" x 150' - 1 Roll/Box	$ 12.91	$ 11.62	10.00%	N/A	N/A	N/A	N/A	N/A
2873V671	20lb Bond Paper - 150' Roll, 30" x 150' - 1 Roll/Box	$ 14.64	$ 13.18	10.00%	N/A	N/A	N/A	N/A	N/A
2873V672	20lb Bond Paper - 150' Roll, 36" x 150' - 1 Roll/Box	$ 15.74	$ 14.17	10.00%	N/A	N/A	N/A	N/A	N/A
2873V673	20lb Bond Paper - 150' Roll, 42" x 150' - 1 Roll/Box	$ 18.77	$ 16.89	10.00%	N/A	N/A	N/A	N/A	N/A
2873V674	20lb Bond Paper - 300' Roll, 24" x 300' - 1 Roll/Box	$ 18.60	$ 16.74	10.00%	N/A	N/A	N/A	N/A	N/A
2885V604	20lb Bond Paper - 300' Roll, 30" x 300' - 1 Roll/Box	$ 21.17	$ 19.05	10.00%	N/A	N/A	N/A	N/A	N/A
2873V676	20lb Bond Paper - 300' Roll, 36" x 300' - 1 Roll/Box	$ 23.66	$ 21.30	10.00%	N/A	N/A	N/A	N/A	N/A
2873V677	20lb Bond Paper - 300' Roll, 42" x 300' - 1 Roll/Box	$ 30.79	$ 27.71	10.00%	N/A	N/A	N/A	N/A	N/A
3347V591	20lb Bond Paper - 300' Roll, 24" x 500' - 1 Roll/Box	$ 31.00	$ 27.90	10.00%	N/A	N/A	N/A	N/A	N/A
3347V593	20lb Bond Paper - 300' Roll, 30" x 500' - 1 Roll/Box	$ 35.28	$ 31.76	10.00%	N/A	N/A	N/A	N/A	N/A
3347V594	20lb Bond Paper - 300' Roll, 36" x 500' - 1 Roll/Box	$ 39.43	$ 35.49	10.00%	N/A	N/A	N/A	N/A	N/A
3347V595	20lb Bond Paper - 300' Roll, 42" x 500' - 1 Roll/Box	$ 51.32	$ 46.19	10.00%	N/A	N/A	N/A	N/A	N/A
2873V678	20lb Recycled Uncoated Bond Paper - 150' Roll, 24" x 150' - 1 Roll/Box	$ 14.26	$ 12.83	10.00%	N/A	N/A	N/A	N/A	N/A
2873V679	20lb Recycled Uncoated Bond Paper - 150' Roll, 30" x 150' - 1 Roll/Box	$ 16.79	$ 15.03	10.00%	N/A	N/A	N/A	N/A	N/A
2873V680	20lb Recycled Uncoated Bond Paper - 150' Roll, 36" x 150' - 1 Roll/Box	$ 18.41	$ 16.57	10.00%	N/A	N/A	N/A	N/A	N/A
2873V681	20lb Recycled Uncoated Bond Paper - 150' Roll, 42" x 150' - 1 Roll/Box	$ 22.34	$ 20.11	10.00%	N/A	N/A	N/A	N/A	N/A
2873V682	20lb Recycled Uncoated Bond Paper - 300' Roll, 24" x 300' - 1 Roll/Box	$ 22.80	$ 20.52	10.00%	N/A	N/A	N/A	N/A	N/A
2873V683	20lb Recycled Uncoated Bond Paper -300' Roll, 30" x 300' - 1 Roll/Box	$ 27.00	$ 24.30	10.00%	N/A	N/A	N/A	N/A	N/A
2873V684	20lb Recycled Uncoated Bond Paper - 300' Roll, 36" x 300' - 1 Roll/Box	$ 29.95	$ 26.96	10.00%	N/A	N/A	N/A	N/A	N/A
2873V685	20lb Recycled Uncoated Bond Paper - 300' Roll, 42" x 300' - 1 Roll/Box	$ 40.30	$ 36.27	10.00%	N/A	N/A	N/A	N/A	N/A
1100V107	Premium RC Photomatte Paper (10 mil), 17" x 100ft	$ 93.20	$ 83.88	10.00%	N/A	N/A	N/A	N/A	N/A
0420V865	Premium RC Photomatte Paper (10 mil), 24" x 100ft	$ 127.60	$ 114.84	10.00%	N/A	N/A	N/A	N/A	N/A
0420V886	Premium RC Photomatte Paper (10 mil), 36" x 100ft	$ 181.65	$ 163.49	10.00%	N/A	N/A	N/A	N/A	N/A
0420V867	Premium RC Photomatte Paper (10 mil), 42" x 100ft	$ 237.55	$ 213.80	10.00%	N/A	N/A	N/A	N/A	N/A
1100V108	Premium RC Photomatte Paper (10 mil), 60" x 100ft	$ 311.20	$ 280.08	10.00%	N/A	N/A	N/A	N/A	N/A

NASPO State: Florida

					Straight Lease Monthly Payments				
Item Code	Description	MSRP	Purchase Price	% off MSRP	18 Months	24 Months	36 Months	48 Months	60 Months
0870V874	Premium RC Photo Luster (10 mil), 13" x 19", 100 sheets per box	$ 154.00	$ 138.60	10.00%	N/A	N/A	N/A	N/A	N/A
1100V102	Premium RC Photo Luster 17"x 100' - 1 Roll/Box	$ 111.70	$ 100.53	10.00%	N/A	N/A	N/A	N/A	N/A
1100V103	Premium RC Photo Luster 24"x 100' - 1 Roll/Box	$ 144.50	$ 130.05	10.00%	N/A	N/A	N/A	N/A	N/A
1100V104	Premium RC Photo Luster 36"x 100' - 1 Roll/Box	$ 199.85	$ 179.87	10.00%	N/A	N/A	N/A	N/A	N/A
1100V105	Premium RC Photo Luster 42"x 100' - 1 Roll/Box	$ 239.75	$ 215.78	10.00%	N/A	N/A	N/A	N/A	N/A
1100V106	Premium RC Photo Luster 60"x 100' - 1 Roll/Box	$ 342.45	$ 308.21	10.00%	N/A	N/A	N/A	N/A	N/A
3873V022	24" x 150' - 1 Roll/Box	$ 20.75	$ 18.68	10.00%	N/A	N/A	N/A	N/A	N/A
3873V023	36" x 150' - 1 Roll/Box	$ 26.48	$ 23.83	10.00%	N/A	N/A	N/A	N/A	N/A
3873V024	42" 24 lb. Bond Paper, 150' Roll	$ 32.04	$ 28.84	10.00%	N/A	N/A	N/A	N/A	N/A
3873V025	24" 24 lb. Bond Paper, 300' Roll	$ 35.32	$ 31.79	10.00%	N/A	N/A	N/A	N/A	N/A
3873V026	30" 24 lb. Bond Paper, 300' Roll	$ 40.31	$ 36.28	10.00%	N/A	N/A	N/A	N/A	N/A
3873V027	36" 24 lb. Bond Paper, 300' Roll	$ 50.71	$ 45.64	10.00%	N/A	N/A	N/A	N/A	N/A
3873V028	42" 24 lb. Bond Paper, 300' Roll	$ 62.91	$ 56.62	10.00%	N/A	N/A	N/A	N/A	N/A
3873V029	24" x 150' - 1 Roll/Box	$ 31.87	$ 28.68	10.00%	N/A	N/A	N/A	N/A	N/A
3873V031	36" 24 lb. Premium Coated Bond Paper, 150' Roll	$ 37.75	$ 33.98	10.00%	N/A	N/A	N/A	N/A	N/A
3873V035	36" 24 lb. Premium Coated Bond Paper, 300' Roll	$ 72.48	$ 65.23	10.00%	N/A	N/A	N/A	N/A	N/A
3871V281	24" 20 lb. Bond Paper, 150' Roll	$ 13.78	$ 12.40	10.00%	N/A	N/A	N/A	N/A	N/A
3871V283	30" 20 lb. Bond Paper, 150' Roll	$ 15.76	$ 14.18	10.00%	N/A	N/A	N/A	N/A	N/A
3871V284	36" x 150' - 1 Roll/Box	$ 17.11	$ 15.40	10.00%	N/A	N/A	N/A	N/A	N/A
3871V285	42" x 150' - 1 Roll/Box	$ 20.56	$ 18.50	10.00%	N/A	N/A	N/A	N/A	N/A
3871V286	24" 20 lb. Bond Paper, 300' Roll	$ 21.74	$ 19.57	10.00%	N/A	N/A	N/A	N/A	N/A
3871V287	30" x 300' - 1 Roll/Box	$ 24.81	$ 22.33	10.00%	N/A	N/A	N/A	N/A	N/A
3871V288	36" 20 lb. Bond Paper, 300' Roll	$ 28.53	$ 25.68	10.00%	N/A	N/A	N/A	N/A	N/A
3871V289	42" 20 lb. Bond Paper, 300' Roll	$ 35.22	$ 31.70	10.00%	N/A	N/A	N/A	N/A	N/A
	Sing/Banner Paper								
0834V777	Durable Banner (8 mil), 24" x 100ft	$ 105.05	$ 94.55	10.00%	N/A	N/A	N/A	N/A	N/A
0834V778	Durable Banner (8 mil), 36" x 100ft	$ 158.85	$ 142.97	10.00%	N/A	N/A	N/A	N/A	N/A
0834V779	Durable Banner (8 mil), 42" x 100ft	$ 185.65	$ 167.09	10.00%	N/A	N/A	N/A	N/A	N/A
0834V780	Durable Banner (8 mil), 60" x 100ft	$ 244.20	$ 219.78	10.00%	N/A	N/A	N/A	N/A	N/A
0834V799	Double Matte Film, 24" x 125ft	$ 124.05	$ 111.65	10.00%	N/A	N/A	N/A	N/A	N/A
0834V800	Double Matte Film, 36" x 125ft	$ 186.20	$ 167.58	10.00%	N/A	N/A	N/A	N/A	N/A
0546V845	Adhesive Matte Vinyl (290 gsm), 24" x 66ft	$ 162.25	$ 146.03	10.00%	N/A	N/A	N/A	N/A	N/A
0546V881	Adhesive Matte Vinyl (290 gsm), 36" x 66ft	$ 243.50	$ 219.15	10.00%	N/A	N/A	N/A	N/A	N/A
0546V882	Adhesive Matte Vinyl (290 gsm), 42" x 66ft	$ 284.10	$ 255.69	10.00%	N/A	N/A	N/A	N/A	N/A
1117V252	Adhesive Matte Vinyl 60" x 66' - 1 Roll/Box	$ 372.25	$ 335.03	10.00%	N/A	N/A	N/A	N/A	N/A
1290V133	Scrim Banner Vinyl, 24" x 40' - 1 Roll/Box	$ 140.70	$ 126.63	10.00%	N/A	N/A	N/A	N/A	N/A
1290V134	Scrim Banner Vinyl, 36" x 40' - 1 Roll/Box	$ 211.10	$ 189.99	10.00%	N/A	N/A	N/A	N/A	N/A
1290V135	Scrim Banner Vinyl, 42" x 40' - 1 Roll/Box	$ 246.25	$ 221.63	10.00%	N/A	N/A	N/A	N/A	N/A
1290V137	Scrim Banner Vinyl, 60" x 40' - 1 Roll/Box	$ 348.70	$ 313.83	10.00%	N/A	N/A	N/A	N/A	N/A
3979B010AA	Scrim Banner Vinyl (3 roll bundle)- 460gsm 60" x 40' - 1 Roll/Box - (3 boxes total)	$ 697.40	$ 627.66	10.00%	N/A	N/A	N/A	N/A	N/A
0850V080	Back Print Backlit Film - 50" x 66' - 1 Roll/Box	$ 285.35	$ 256.82	10.00%	N/A	N/A	N/A	N/A	N/A
3433V079	24" Backlit Front Print Film 270 gsm	$ 116.00	$ 104.40	10.00%	N/A	N/A	N/A	N/A	N/A
3433V080	36" Backlit Front Print Film 270 gsm	$ 173.50	$ 156.15	10.00%	N/A	N/A	N/A	N/A	N/A
3433V081	42" Backlit Front Print Film 270 gsm	$ 202.50	$ 182.25	10.00%	N/A	N/A	N/A	N/A	N/A
2939V450	Peel & Stick Respositionable Media 24" x 100' - 1 Roll/Box	$ 257.40	$ 231.66	10.00%	N/A	N/A	N/A	N/A	N/A
2939V452	Peel & Stick Respositionable Media 36" x 100' - 1 Roll/Box	$ 363.00	$ 326.70	10.00%	N/A	N/A	N/A	N/A	N/A
2939V453	Peel & Stick Respositionable Media 42" x 100' - 1 Roll/Box	$ 412.50	$ 371.25	10.00%	N/A	N/A	N/A	N/A	N/A
1514C004BA	Water Resistant Matte Polypropylene 115gsm 24" x 100' - 1 Roll/Box	$ 143.00	$ 128.70	10.00%	N/A	N/A	N/A	N/A	N/A
1514C003AA	Water Resistant Matte Polypropylene 115gsm 36" x 100' - 1 Roll/Box	$ 214.00	$ 192.60	10.00%	N/A	N/A	N/A	N/A	N/A
1514C002AA	Water Resistant Matte Polypropylene 115gsm 42" x 100' - 1 Roll/Box	$ 250.00	$ 225.00	10.00%	N/A	N/A	N/A	N/A	N/A
1514C001AA	Water Resistant Matte Polypropylene 115gsm 54" x 100' - 1 Roll/Box	$ 322.00	$ 289.80	10.00%	N/A	N/A	N/A	N/A	N/A
2347C004AA	Water Resistant Adhesive Matte Vinyl 330gsm 24" x 66' - 1 Roll/Box	$ 227.00	$ 204.30	10.00%	N/A	N/A	N/A	N/A	N/A
2347C003AA	Water Resistant Adhesive Matte Vinyl 330gsm 36" x 66' - 1 Roll/Box	$ 340.00	$ 306.00	10.00%	N/A	N/A	N/A	N/A	N/A
2347C002AA	Water Resistant Adhesive Matte Vinyl 330gsm 42" x 66' - 1 Roll/Box	$ 397.00	$ 357.30	10.00%	N/A	N/A	N/A	N/A	N/A
2346C004AA	Water Resistant Matte Banner Vinyl 480gsm 24" x 40' - 1 Roll/Box	$ 153.00	$ 137.70	10.00%	N/A	N/A	N/A	N/A	N/A
2346C003AA	Water Resistant Matte Banner Vinyl 480gsm 36" x 40' - 1 Roll/Box	$ 229.00	$ 206.10	10.00%	N/A	N/A	N/A	N/A	N/A
2346C002AA	Water Resistant Matte Banner Vinyl 480gsm 42" x 40' - 1 Roll/Box	$ 267.00	$ 240.30	10.00%	N/A	N/A	N/A	N/A	N/A
2346C001AA	Water Resistant Matte Banner Vinyl 480gsm60" x 40' - 1 Roll/Box	$ 381.00	$ 342.90	10.00%	N/A	N/A	N/A	N/A	N/A
	Fine Art Paper								
1429V466	Artistic Satin Canvas 17" x 40' - 1 Roll/Box	$ 147.10	$ 132.39	10.00%	N/A	N/A	N/A	N/A	N/A
1429V467	Artistic Satin Canvas 24" x 40' - 1 Roll/Box	$ 207.60	$ 186.84	10.00%	N/A	N/A	N/A	N/A	N/A
1429V468	Artistic Satin Canvas 36" x 40' - 1 Roll/Box	$ 311.40	$ 280.26	10.00%	N/A	N/A	N/A	N/A	N/A
1429V469	Artistic Satin Canvas 42" x 40' - 1 Roll/Box	$ 363.30	$ 326.97	10.00%	N/A	N/A	N/A	N/A	N/A
1429V470	Artistic Satin Canvas 60" x 40' - 1 Roll/Box	$ 519.05	$ 467.15	10.00%	N/A	N/A	N/A	N/A	N/A
2257V777	Artistic Matte Canvas 340 gsm 17" x 40' - 1 Roll/Box	$ 112.90	$ 101.61	10.00%	N/A	N/A	N/A	N/A	N/A
2257V778	Artistic Matte Canvas 340 gsm 24" x 40' - 1 Roll/Box	$ 160.85	$ 144.77	10.00%	N/A	N/A	N/A	N/A	N/A
2257V779	Artistic Matte Canvas 340 gsm 36" x 40' - 1 Roll/Box	$ 245.10	$ 220.59	10.00%	N/A	N/A	N/A	N/A	N/A
2257V780	Artistic Matte Canvas 340 gsm 42" x 40' - 1 Roll/Box	$ 278.95	$ 251.06	10.00%	N/A	N/A	N/A	N/A	N/A
2257V781	Artistic Matte Canvas 340 gsm 60" x 40' - 1 Roll/Box	$ 408.45	$ 367.61	10.00%	N/A	N/A	N/A	N/A	N/A
0849V39503	Fine Art Water Resistant Canvas (24 mil), 17" x 40ft	$ 91.40	$ 82.26	10.00%	N/A	N/A	N/A	N/A	N/A
0849V39803	Fine Art Water Resistant Canvas (24 mil), 24" x 40ft	$ 127.35	$ 114.62	10.00%	N/A	N/A	N/A	N/A	N/A
0849V39703	Fine Art Water Resistant Canvas (24 mil), 36" x 40ft	$ 208.45	$ 187.61	10.00%	N/A	N/A	N/A	N/A	N/A
0849V39803	Fine Art Water Resistant Canvas (24 mil), 50" x 40ft	$ 253.35	$ 228.02	10.00%	N/A	N/A	N/A	N/A	N/A
0849V399	Fine Art Water Resistant Canvas, 17" x 22", 100 sheets per box	$ 185.30	$ 166.77	10.00%	N/A	N/A	N/A	N/A	N/A
0849V396	Fine Art Water Resistant Canvas (24 mil), 24" x 40ft	$ 127.35	$ 114.62	10.00%	N/A	N/A	N/A	N/A	N/A
0849V397	Fine Art Water Resistant Canvas (24 mil), 36" x 40ft	$ 208.45	$ 187.61	10.00%	N/A	N/A	N/A	N/A	N/A
0849V398	Fine Art Water Resistant Canvas (24 mil), 50" x 40ft	$ 253.35	$ 228.02	10.00%	N/A	N/A	N/A	N/A	N/A
0835V598	Fine Art Photo Rag by Hahnemuhle (188 gsm), 17" x 39ft	$ 102.45	$ 92.21	10.00%	N/A	N/A	N/A	N/A	N/A
0635V212	Fine Art Photo Rag by Hahnemuhle (188 gsm), 24" x 39ft	$ 157.20	$ 141.48	10.00%	N/A	N/A	N/A	N/A	N/A
0635V211	Fine Art Photo Rag by Hahnemuhle (188 gsm), 36" x 39ft	$ 236.10	$ 212.49	10.00%	N/A	N/A	N/A	N/A	N/A
3065V790	Premium Polished Rag 305gsm 24"x50' - 1 Roll/Box	$ 117.00	$ 105.30	10.00%	N/A	N/A	N/A	N/A	N/A
3065V791	Premium Polished Rag 305gsm 36"x50' - 1 Roll/Box	$ 161.00	$ 144.90	10.00%	N/A	N/A	N/A	N/A	N/A
3065V793	Premium Polished Rag 305gsm 60"x50' - 1 Roll/Box	$ 257.00	$ 231.30	10.00%	N/A	N/A	N/A	N/A	N/A
3494V204	Polished Rag Silk 310gsm-44" x 50' - 1 Roll/Box	$ 194.00	$ 174.60	10.00%	N/A	N/A	N/A	N/A	N/A
0635V208	Fine Art Photo Rag by Hahnemuhle (188 gsm), 44" x 39ft	$ 307.50	$ 276.75	10.00%	N/A	N/A	N/A	N/A	N/A
0850V750	German Etching by Hahnemuhle (310 gsm), 17" x 39ft	$ 117.85	$ 106.07	10.00%	N/A	N/A	N/A	N/A	N/A
0850V752	German Etching by Hahnemuhle (310 gsm), 24" x 39ft	$ 155.20	$ 139.68	10.00%	N/A	N/A	N/A	N/A	N/A
0850V753	German Etching by Hahnemuhle (310 gsm), 36" x 39ft	$ 232.55	$ 209.30	10.00%	N/A	N/A	N/A	N/A	N/A
0850V754	German Etching by Hahnemuhle (310 gsm), 44" x 39ft	$ 311.05	$ 279.95	10.00%	N/A	N/A	N/A	N/A	N/A
0834V774	Fine Art Enhanced Velvet (225 gsm), 17" x 22", 25 sheets per box	$ 81.15	$ 73.04	10.00%	N/A	N/A	N/A	N/A	N/A
0826V675	Fine Art Enhanced Velvet (255 gsm), 17" x 50ft	$ 150.45	$ 135.41	10.00%	N/A	N/A	N/A	N/A	N/A
0623V131	Fine Art Enhanced Velvet (255 gsm), 24" x 33ft	$ 112.25	$ 101.03	10.00%	N/A	N/A	N/A	N/A	N/A
0623V132	Fine Art Enhanced Velvet (255 gsm), 36" x 33ft	$ 167.45	$ 150.71	10.00%	N/A	N/A	N/A	N/A	N/A
0623V133	Fine Art Enhanced Velvet (255 gsm), 44" x 33ft	$ 204.75	$ 184.28	10.00%	N/A	N/A	N/A	N/A	N/A
1109C004AA	Photo Paper Pro Premium Matte 210gsm 17" x 100' - 1 Roll/Box	$ 94.00	$ 84.60	10.00%	N/A	N/A	N/A	N/A	N/A
1109C003AA	Photo Paper Pro Premium Matte 210gsm 24" x 100' - 1 Roll/Box	$ 133.00	$ 119.70	10.00%	N/A	N/A	N/A	N/A	N/A
1109C002AA	Photo Paper Pro Premium Matte 210gsm 36" x 100' - 1 Roll/Box	$ 199.00	$ 179.10	10.00%	N/A	N/A	N/A	N/A	N/A
1109C001AA	Photo Paper Pro Premium Matte 210gsm 42" x 100' - 1 Roll/Box	$ 232.00	$ 208.80	10.00%	N/A	N/A	N/A	N/A	N/A
0850V059	Fine Art Natural (230 gsm), 8.5" x 11", 50 sheets per box	$ 23.65	$ 21.29	10.00%	N/A	N/A	N/A	N/A	N/A
0850V060	Fine Art Natural (230 gsm), 13" x 19", 50 sheets per box	$ 56.65	$ 50.99	10.00%	N/A	N/A	N/A	N/A	N/A
0850V061	Fine Art Natural (230 gsm), 17" x 50ft	$ 46.10	$ 41.49	10.00%	N/A	N/A	N/A	N/A	N/A
0850V062	Fine Art Natural (230 gsm), 24" x 50ft	$ 65.10	$ 58.59	10.00%	N/A	N/A	N/A	N/A	N/A
0850V063	Fine Art Natural (230 gsm), 36" x 50ft	$ 97.75	$ 87.98	10.00%	N/A	N/A	N/A	N/A	N/A
0850V065	Fine Art Bright White (230 gsm), 8.5" x 11", 50 sheets per box	$ 23.65	$ 21.29	10.00%	N/A	N/A	N/A	N/A	N/A
0850V066	Fine Art Bright White (230 gsm), 13" x 19", 50 sheets per box	$ 62.35	$ 56.12	10.00%	N/A	N/A	N/A	N/A	N/A
0850V067	Fine Art Bright White (230 gsm), 17" x 50ft	$ 46.10	$ 41.49	10.00%	N/A	N/A	N/A	N/A	N/A
0850V068	Fine Art Bright White (230 gsm), 24" x 50ft	$ 65.10	$ 58.59	10.00%	N/A	N/A	N/A	N/A	N/A
0850V069	Fine Art Bright White (230 gsm), 36" x 50ft	$ 97.75	$ 87.98	10.00%	N/A	N/A	N/A	N/A	N/A
0850V070	Fine Art Bright White (230 gsm), 60" x 50ft	$ 162.85	$ 146.57	10.00%	N/A	N/A	N/A	N/A	N/A
0850V071	Fine Art Bright White (330 gsm), 13" x 19", 50 sheets per box	$ 100.10	$ 90.09	10.00%	N/A	N/A	N/A	N/A	N/A
0850V072	Fine Art Bright White (330 gsm), 17" x 22", 50 sheets per box	$ 121.65	$ 109.49	10.00%	N/A	N/A	N/A	N/A	N/A
0850V073	Fine Art Bright White (330 gsm), 17" x 50ft	$ 77.35	$ 69.62	10.00%	N/A	N/A	N/A	N/A	N/A
0850V074	Fine Art Bright White (330 gsm), 24" x 50ft	$ 109.25	$ 98.33	10.00%	N/A	N/A	N/A	N/A	N/A
0850V075	Fine Art Bright White (330 gsm), 36" x 50ft	$ 163.75	$ 147.38	10.00%	N/A	N/A	N/A	N/A	N/A
3065V794	Premium Fine Art Bright White 305gsm 24"x50' - 1 Roll/Box	$ 111.00	$ 99.90	10.00%	N/A	N/A	N/A	N/A	N/A
3065V795	Premium Fine Art Bright White 305gsm 36"x50' - 1 Roll/Box	$ 151.00	$ 135.90	10.00%	N/A	N/A	N/A	N/A	N/A
3065V797	Premium Fine Art Bright White 305gsm 0"x50' - 1 Roll/Box	$ 241.00	$ 216.90	10.00%	N/A	N/A	N/A	N/A	N/A
1711C010AA	Premium Fine Art Smooth 310gsm 17"x50' - 1 Roll/Box	$ 118.00	$ 106.20	10.00%	N/A	N/A	N/A	N/A	N/A
1711C009AA	Premium Fine Art Smooth 310gsm 24"x50' - 1 Roll/Box	$ 158.00	$ 142.20	10.00%	N/A	N/A	N/A	N/A	N/A
1711C008AA	Premium Fine Art Smooth 310gsm 36"x50' - 1 Roll/Box	$ 245.00	$ 220.50	10.00%	N/A	N/A	N/A	N/A	N/A
1711C007AA	Premium Fine Art Smooth 310gsm 44"x50' - 1 Roll/Box	$ 298.00	$ 268.20	10.00%	N/A	N/A	N/A	N/A	N/A
	Bond/CAD Paper								
8154A016AA	Premium Plain Paper 17" x 164' - 2 Roll/Box	$ 48.55	$ 43.70	10.00%	N/A	N/A	N/A	N/A	N/A
8154A015AA	Premium Plain Paper 24" x 164' - 2 Roll/Box	$ 68.50	$ 61.65	10.00%	N/A	N/A	N/A	N/A	N/A
8154A014AA	Premium Plain Paper 36" x 164' - 2 Roll/Box	$ 102.75	$ 92.48	10.00%	N/A	N/A	N/A	N/A	N/A
8154A013AA	Premium Plain Paper 42" x 164' - 2 Roll/Box	$ 119.90	$ 107.91	10.00%	N/A	N/A	N/A	N/A	N/A

NASPO State: Florida

					Straight Lease Monthly Payments				
Item Code	Description	MSRP	Purchase Price	% off MSRP	18 Months	24 Months	36 Months	48 Months	60 Months
8961B007AA	Heavyweight Coated Paper, 17" x 100ft	$ 47.50	$ 42.75	10.00%	N/A	N/A	N/A	N/A	N/A
8961B004AA	Heavyweight Coated Paper, 24" x 100ft	$ 62.50	$ 56.25	10.00%	N/A	N/A	N/A	N/A	N/A
8961B003AA	Heavyweight Coated Paper, 36" x 100ft	$ 81.50	$ 73.35	10.00%	N/A	N/A	N/A	N/A	N/A
8961B002AA	Heavyweight Coated Paper, 42" x 100ft	$ 101.50	$ 91.35	10.00%	N/A	N/A	N/A	N/A	N/A
6646A007AA	Heavyweight Coated Paper, 50" x 100ft	$ 184.40	$ 165.96	10.00%	N/A	N/A	N/A	N/A	N/A
8961B001AA	Heavyweight Coated Paper, 60" x 100ft	$ 172.00	$ 154.80	10.00%	N/A	N/A	N/A	N/A	N/A
0849V353	Matte Coated Paper (90 gsm), 17" x 100ft	$ 27.55	$ 24.80	10.00%	N/A	N/A	N/A	N/A	N/A
0849V354	Matte Coated Paper (90 gsm), 24" x 100ft	$ 31.45	$ 28.31	10.00%	N/A	N/A	N/A	N/A	N/A
0849V355	Matte Coated Paper (90 gsm), 36" x 100ft	$ 43.80	$ 39.42	10.00%	N/A	N/A	N/A	N/A	N/A
0849V356	Matte Coated Paper (90 gsm), 42" x 100ft	$ 51.70	$ 46.53	10.00%	N/A	N/A	N/A	N/A	N/A
0849V348	Matte Coated Paper (170 gsm), 17" x 100ft	$ 30.90	$ 27.81	10.00%	N/A	N/A	N/A	N/A	N/A
0849V349	Matte Coated Paper (170 gsm), 24" x 100ft	$ 40.60	$ 36.54	10.00%	N/A	N/A	N/A	N/A	N/A
0849V350	Matte Coated Paper (170 gsm), 36" x 100ft	$ 55.05	$ 49.55	10.00%	N/A	N/A	N/A	N/A	N/A
0849V351	Matte Coated Paper (170 gsm), 42" x 100ft	$ 75.50	$ 67.95	10.00%	N/A	N/A	N/A	N/A	N/A
0849V352	Matte Coated Paper (170 gsm), 60" x 100ft	$ 98.80	$ 88.92	10.00%	N/A	N/A	N/A	N/A	N/A
1099V649	High Resolution Coated Bond 120gsm, 24" x 100' – 1 Roll/Box	$ 33.90	$ 30.51	10.00%	N/A	N/A	N/A	N/A	N/A
1099V650	High Resolution Coated Bond 120gsm, 36" x 100' – 1 Roll/Box	$ 47.65	$ 42.89	10.00%	N/A	N/A	N/A	N/A	N/A
1099V651	High Resolution Coated Bond 120gsm, 42" x 100' – 1 Roll/Box	$ 56.60	$ 50.94	10.00%	N/A	N/A	N/A	N/A	N/A
3853A010AA	Economy Bond Paper (75 gsm), 24"x 150ft	$ 17.45	$ 15.71	10.00%	N/A	N/A	N/A	N/A	N/A
3853A011AA	Economy Bond Paper (75 gsm), 36"x 150ft	$ 26.15	$ 23.54	10.00%	N/A	N/A	N/A	N/A	N/A
0898V683	Economy Bond Paper (75 gsm), 42"x 150ft	$ 30.40	$ 27.36	10.00%	N/A	N/A	N/A	N/A	N/A
	Canon varioPRINT iX-series 210/320								
	Canon varioPRINT iX-series 210								
	Base Configuration								
4606C001AA	VP iX-series Print Mod-D1								
4607C006AA	VP iX-series Print Head Set-B1								
4607C001AA	VP iX-series Maintenance Mod-F1								
4607C010AA	VP iX-series Ink Cabinet-E1								
4607C008AA	VP iX-series Paper Path Module-C1								
4607C007AA	VP iX-series Input Reg Module-C1								
4607C002AA	VP iX-series Fixation Module-D1								
4607C003AA	VP iX-series Fixation Fan Unit -B1								
4607C013AA	VP iX-series Ctrl Mod-D1								
4607C021AA	VP iX-series Covering Fix-Print Mod-A1								
4607C023AA	VP iX-series PM DOCKING PARTS-A1								
4607C026AA	VP iX-series Processing Client-D1 (2x)								
4607C012AA	VP iX-series Conditioning Mod-D1								
4607C011AA	VP iX-series Chiller Mod-D1								
0926C055AA	VP iX-series Chillers-B1 (2x)								
4607C004AA	VP iX-Series Starter Kit-E1								
4607C024AA	VP iX-series Service Kit-E1								
4607C025AA	VP iX-series PRISMAsync-C1								
1638C001AA	Operating Panel-A5								
2429C003AA	Operating Panel Foot-D1								
4607C018AA	VP iX-series Operator Console-B1								
4607C017AA	VP iX-Series ink-D1 Install Kit								
0926C031AA	CABLE MAINS, C13 US (N6/20) 6M								
8985B023BA	CABLE MAINS, C13 US (N5/15)								
08002A004	X-Rite Eye One Spectrophotometer								
	Speed License (Mandatory to select one)								
4608C001AA	VP iX-series Speed License 210								
	Power Module (Must Select Set)								
4607C005AA	VPiX POW MOD 230-240/400-415V-C1								
4607C016AA	VPiX POW MOD STAR (380-480V)-B1								
0926C061AA	VP iX-series Transformer STAR								
4607C015AA	VPiX POW MOD DELTA (200-240V)-B1								
0926C062AA	VP iX-series Transformer DELTA								
	Paper Feed Options								
4607C014AA	VP iX-series PIM Flex XL-C1 (2x)								
8985B042AA	CABLE MAINS, C13 US (N6/20) (2x)								
0926C010AA	VP iX-series Docking Kit Opt PIM								
4607C020AA	VP iX-series PIM Moisture Ctrl-B1 (2x)								
	Output, Finishing and Licenses								
4607C009AA	VP iX-series High Cap Stacker-B1								
7168B032AA	HC Stacker end-module cover-B1								
8985B023BA	CABLE MAINS, C13 US (N5/15)								
	Licenses								
4608C003AA	VP iX-series resale license								
0927C024AA	VP iX-series DocBox-A1								
0927C014AA	PRISMAlytics Dashboard VP iX resale								
0927C004AA	VP iX-series PDF license								
FREIGHT	Freight - Standard								
SVR-VPE300	VarioPrint iSeries 300 Implementation Fee								
9717736	Project Management Services, Remote								
9717737	True Support Implementation Pkg								
	Canon varioPRINT iX-series 210 Total	**$964,855**	**$820,126.75**	**15.00%**	**$49,486.45**	**$38,053.88**	**$26,629.52**	**$20,954.24**	**$17,558.91**
	Canon varioPRINT iX-series 210 iSeries Inks								
0928C022AA	VarioPrint i-Series ink Cyan-C1 (3 bottles x 4.65 liters)	$ 64.00	$ 57.60	10.00%	N/A	N/A	N/A	N/A	N/A
0928C023AA	VarioPrint i-Series ink Magenta-C1 (3 bottles x 4.65 liters)	$ 64.00	$ 57.60	10.00%	N/A	N/A	N/A	N/A	N/A
0928C024AA	VarioPrint i-Series ink Yellow-C1 (3 bottles x 4.65 liters)	$ 64.00	$ 57.60	10.00%	N/A	N/A	N/A	N/A	N/A
0928C025AA	VarioPrint i-Series ink Black-C1 (3 bottles x 4.65 liters)	$ 46.00	$ 41.40	10.00%	N/A	N/A	N/A	N/A	N/A
0928C019AA	VarioPrint i-series Color Grip -B2 (3 bottles x 4.105 liters)	$ 32.50	$ 29.25	10.00%	N/A	N/A	N/A	N/A	N/A
0928C021AA	VarioPrint i-series Ink MICR	$ 724.87	$ 652.38	10.00%	N/A	N/A	N/A	N/A	N/A
	Canon varioPRINT iX-series 210 iSeries Maintenance Options								
	Canon varioPRINT iX-series 210 B/W Ink Inclusive CPC		$0.01000						
	Canon varioPRINT iX-series 210 Color Ink Inclusive CPC		$0.03000						
	Canon varioPRINT iX-series 210 B/W Parts and labor only (no supplies)		$0.00400						
	Canon varioPRINT iX-series 210 Color Parts and labor only (no supplies)		$0.00820						
	Canon varioPRINT iX-series 210 Flat Rate Fee - Parts and labor only (no supplies)		$122,000.00						
	Optional Service Plans Copies Included Pricing Canon varioPRINT iX-series 210								
	Option #1 Included Number of Color Clicks per Month		0						
	Option #1 Included Number of BW Clicks per Month		0						
	Option #1 Monthly Base Charge - parts and labor only (no supplies)		$1,452.00						
	Option #1 Overage Rate Color		$0.00700						
	Option #1 Overage Rate BW		$0.00200						
	Canon varioPRINT iX-series 320								
	Base Configuration								
4606C001AA	VP iX-series Print Mod-D1								
4607C006AA	VP iX-series Print Head Set-B1								
4607C001AA	VP iX-series Maintenance Mod-F1								
4607C010AA	VP iX-series Ink Cabinet-E1								
4607C008AA	VP iX-series Paper Path Module-C1								
4607C007AA	VP iX-series Input Reg Module-C1								
4607C002AA	VP iX-series Fixation Module-D1								
4607C003AA	VP iX-series Fixation Fan Unit -B1								
4607C013AA	VP iX-series Ctrl Mod-D1								
4607C021AA	VP iX-series Covering Fix-Print Mod-A1								
4607C023AA	VP iX-series PM DOCKING PARTS-A1								
4607C026AA	VP iX-series Processing Client-D1 (2x)								
4607C012AA	VP iX-series Conditioning Mod-D1								
4607C011AA	VP iX-series Chiller Mod-D1								
0926C055AA	VP iX-series Chillers-B1 (2x)								
4607C004AA	VP iX-Series Starter Kit-E1								
4607C024AA	VP iX-series Service Kit-E1								
4607C025AA	VP iX-series PRISMAsync-C1								
1638C001AA	Operating Panel-A5								
2429C003AA	Operating Panel Foot-D1								
4607C018AA	VP iX-series Operator Console-B1								
4607C017AA	VP iX-Series ink-D1 Install Kit								
0926C031AA	CABLE MAINS, C13 US (N6/20) 6M								

NASPO State: Florida

					Straight Lease Monthly Payments				
Item Code	Description	MSRP	Purchase Price	% off MSRP	18 Months	24 Months	36 Months	48 Months	60 Months
8985B023BA	CABLE MAINS, C13 US (N5/15)								
0881Z/A004	X-Rite Eye One Spectrophotometer								
	Speed License (Mandatory to select one)								
4608C002AA	VP iX-series Speed License 320								
	Power Module (Must Select Set)								
4607C009AA	VPIX POW MOD 230-240/400-415V-C1								
4807C016AA	VPIX POW MOD STAR (380-460V)-B1								
0926C061AA	VP iX-series Transformer STAR								
4607C015AA	VPIX POW MOD DELTA (200-240V)-B1								
0926C062AA	VP iX-series Transformer DELTA								
	Paper Feed Options								
4607C014AA	VP iX-series PIM Fast-XL-C1 (2x)								
8985B042AA	CABLE MAINS, C13 US (N6/20) (2x)								
0926C010AA	VP iX-series Docking Kit Opt PIM								
4807C020AA	VP iX-series PIM Moisture Ctrl-B1 (2x)								
	Output, Finishing and Licenses								
4607C008AA	VP iX-series High Cap Stacker-B1								
7188B032AA	HC Stacker end-module cover-B1								
8985B023BA	CABLE MAINS, C13 US (N5/15)								
	Licenses								
4608C003AA	VP iX-series resale license								
0927C024AA	VP iX-series DocBox-A1								
0927C014AA	PRISMAlytics Dashboard VP iX resale								
0927C004AA	VP iX-series PDF license								
FREIGHT	Freight - Standard								
SVR-VPI300	VarioPrint iSeries 300 Implementation Fee								
9717736	Project Management Services, Remote								
9717737	True Support Implementation Pkg								
	Canon varioPRINT iX-series 320 Total	**$1,112,289**	**$945,445.65**	**15.00%**	**$57,048.19**	**$43,868.68**	**$30,698.62**	**$24,156.14**	**$20,241.99**
	Canon varioPRINT iX-series 320 Inks								
0928C022AA	VarioPrint i-Series ink Cyan-C1 (3 bottles x 4.65 liters)	$ 64.00	$ 57.60	10.00%	N/A	N/A	N/A	N/A	N/A
0928C023AA	VarioPrint i-Series ink Magenta-C1 (3 bottles x 4.65 liters)	$ 64.00	$ 57.60	10.00%	N/A	N/A	N/A	N/A	N/A
0928C024AA	VarioPrint i-Series ink Yellow-C1 (3 bottles x 4.65 liters)	$ 64.00	$ 57.60	10.00%	N/A	N/A	N/A	N/A	N/A
0928C025AA	VarioPrint i-Series ink Black-C1 (3 bottles x 4.65 liters)	$ 48.00	$ 41.40	10.00%	N/A	N/A	N/A	N/A	N/A
0928C019AA	VarioPrint i-series Color Grip -B2 (3 bottles x 4.105 liters)	$ 32.50	$ 29.25	10.00%	N/A	N/A	N/A	N/A	N/A
0928C021AA	VarioPrint i-series Ink MICR	$ 724.87	$ 652.38	10.00%	N/A	N/A	N/A	N/A	N/A
	Canon varioPRINT iX-series 320 Maintenance Options								
	Canon varioPRINT iX-series 320 B/W Ink Inclusive CPC		$0.01000						
	Canon varioPRINT iX-series 320 Color Ink Inclusive CPC		$0.03000						
	Canon varioPRINT iX-series 320 B/W Parts and labor only (no supplies)		$0.01000						
	Canon varioPRINT iX-series 320 Color Parts and labor only (no supplies)		$0.00820						
	Canon varioPRINT iX-series 320 Flat Rate Fee - Parts and labor only (no supplies)		$122,000.00						
	Optional Service Plans Copies Included Pricing Canon varioPRINT iX-series 320								
	Option #1 Included Number of Color Clicks per Month		0						
	Option #1 Included Number of B/W Clicks per Month		0						
	Option #1 Monthly Base Charge - parts and labor only (no supplies)		$1,462.00						
	Option #1 Overage Rate Color		$0.08700						
	Option #1 Overage Rate BW		$0.00200						
	Oce Large Format Printers								
	TECHNICAL DOCUMENT SOLUTIONS								
	PlotWave 3000/3500								
PlotWave 3000 Printer Set									
4265C001	Plotwave 3X00 Print Engine - 1 Roll	$ 12,900.00	$ 9,070.00	29.69%	$ 547.28	$ 420.85	$ 294.50	$ 231.74	$ 194.19
4296C001	PW3000 Product License	$ 250.00	$ 200.00	20.00%	$ 12.07	$ 9.28	$ 6.49	$ 5.11	$ 4.28
3738V624	PW3000 Accessory kit	$ -	$ -	0.00%	$ -	$ -	$ -	$ -	$ -
4285C005	PW Top Cover 2 - Printer Only	$ 125.00	$ 125.00	0.00%	$ 7.54	$ 5.80	$ 4.06	$ 3.19	$ 2.68
45-9400A	TDS Initial Supplies (1ea=1ct=2rl)	$ 40.00	$ 40.00	0.00%	$ 2.41	$ 1.86	$ 1.30	$ 1.02	$ 0.86
	PlotWave 3000 Printer Set Total	**$13,315.00**	**$9,435.00**	**29.14%**	**$569.30**	**$437.79**	**$306.35**	**$241.06**	**$202.01**
PlotWave 3000 MFP Set									
4265C001	Plotwave 3X00 Print Engine - 1 Roll	$ 12,900.00	$ 9,070.00	29.69%	$ 547.28	$ 420.85	$ 294.50	$ 231.74	$ 194.19
4296C001	PW3000 Product License	$ 250.00	$ 200.00	20.00%	$ 12.07	$ 9.28	$ 6.49	$ 5.11	$ 4.28
3738V624	PW3000 Accessory kit	$ -	$ -	0.00%	$ -	$ -	$ -	$ -	$ -
45-9400A	TDS Initial Supplies (1ea=1ct=2rl)	$ 40.00	$ 40.00	0.00%	$ 2.41	$ 1.86	$ 1.30	$ 1.02	$ 0.86
4286C005	Scanner Express IV Activation License 3	$ 1,300.00	$ 795.00	38.85%	$ 47.97	$ 36.89	$ 25.81	$ 20.31	$ 17.02
8782B015	Scanner Express IV	$ 5,000.00	$ 2,605.00	47.90%	$ 157.19	$ 120.87	$ 84.58	$ 66.56	$ 55.77
	PlotWave 3000 MFP Set Total	**$19,490.00**	**$12,710.00**	**34.78%**	**$766.92**	**$589.75**	**$412.68**	**$324.74**	**$272.12**
PlotWave 3500 Printer Set									
4265C001	Plotwave 3X00 Print Engine - 1 Roll	$ 12,900.00	$ 9,070.00	29.69%	$ 547.28	$ 420.85	$ 294.50	$ 231.74	$ 194.19
4296C002	PW3500 Product License	$ 3,960.00	$ 2,725.00	31.19%	$ 164.43	$ 126.44	$ 88.48	$ 69.62	$ 58.34
3738V625	PW3500 Accessory kit	$ -	$ -	0.00%	$ -	$ -	$ -	$ -	$ -
4265C005	PW Top Cover 2 - Printer Only	$ 125.00	$ 125.00	0.00%	$ 7.54	$ 5.80	$ 4.06	$ 3.19	$ 2.68
45-9400A	TDS Initial Supplies (1ea=1ct=2rl)	$ 40.00	$ 40.00	0.00%	$ 2.41	$ 1.86	$ 1.30	$ 1.02	$ 0.86
	PlotWave 3500 Printer Set Total	**$17,025.00**	**$11,960.00**	**29.75%**	**$721.66**	**$554.95**	**$388.34**	**$305.57**	**$256.07**
PlotWave 3500 MFP Set									
4265C001	Plotwave 3X00 Print Engine - 1 Roll	$ 12,900.00	$ 9,070.00	29.69%	$ 547.28	$ 420.85	$ 294.50	$ 231.74	$ 194.19
4296C002	PW3500 Product License	$ 3,960.00	$ 2,725.00	31.19%	$ 164.43	$ 126.44	$ 88.48	$ 69.62	$ 58.34
3738V625	PW3500 Accessory kit	$ -	$ -	0.00%	$ -	$ -	$ -	$ -	$ -
45-9400A	TDS Initial Supplies (1ea=1ct=2rl)	$ 40.00	$ 40.00	0.00%	$ 2.41	$ 1.86	$ 1.30	$ 1.02	$ 0.86
4266C005	Scanner Express IV Activation License 1	$ 1,300.00	$ 795.00	38.85%	$ 47.97	$ 36.89	$ 25.81	$ 20.31	$ 17.02
8782B015	Scanner Express IV	$ 5,000.00	$ 2,605.00	47.90%	$ 157.19	$ 120.87	$ 84.58	$ 66.56	$ 55.77
	PlotWave 3500 MFP Set Total	**$23,200.00**	**$15,235.00**	**34.33%**	**$919.28**	**$706.91**	**$494.67**	**$389.25**	**$326.18**
	Océ PlotWave 3000/3500 Optional Accessories								
	Accessories								
4265C006	Plotwave Series 2nd Roll †	$ 785.00	$ 628.00	20.00%	$ 37.89	$ 29.14	$ 20.39	$ 16.05	$ 13.45
8782B016	Scanner Express Color Upgrade Kit	$ 775.00	$ 600.00	22.58%	$ 36.20	$ 27.84	$ 19.48	$ 15.33	$ 12.85
4286C004	Scanner Express Re-Use License 2	$ 1,300.00	$ 795.00	38.85%	$ 47.97	$ 36.89	$ 25.81	$ 20.31	$ 17.02
5837B001	Calibration Sheet Océ Scanner Exp I	$ 125.00	$ 92.00	26.40%	$ 5.55	$ 4.27	$ 2.99	$ 2.35	$ 1.97
5837B002	Calibration Sheet Océ Scanner Exp II & III	$ 125.00	$ 92.00	26.40%	$ 5.55	$ 4.27	$ 2.99	$ 2.35	$ 1.97
Stacker Select Set									
4754C001	Stacker Select	$ 2,410.00	$ 1,928.00	20.00%	$ 116.34	$ 89.46	$ 62.60	$ 49.26	$ 41.28
4298C011	Stacker Select Connection kit 3 †	$ 158.00	$ 126.00	20.25%	$ 7.60	$ 5.85	$ 4.09	$ 3.22	$ 2.70
1202869	Power Cord C13 (N5/15)	$ -	$ -	N/A	$ -	$ -	$ -	$ -	$ -
	Stacker Select Set Total	**$2,568.00**	**$2,054.00**	**20.02%**	**$123.94**	**$95.31**	**$66.69**	**$52.48**	**$43.98**
	Security								
4265C008	PW3X00/5X00 Remov HD kit 1 †	$ 825.00	$ 660.00	20.00%	$ 39.82	$ 30.62	$ 21.43	$ 16.86	$ 14.13
4265C009	Add'l HD for removal HD kit 1&2 †	$ 480.00	$ 384.00	20.00%	$ 23.17	$ 17.82	$ 12.47	$ 9.81	$ 8.22
	Software								
4266C003	PW3000/3500 Adobe PS, PDF †	$ 850.00	$ 680.00	20.00%	$ 41.03	$ 31.55	$ 22.08	$ 17.37	$ 14.56
4269C006	White Listing (McAfee) License †	$ 199.00	$ 159.00	20.10%	$ 9.59	$ 7.38	$ 5.16	$ 4.06	$ 3.40
7098B001	Account Console	$ 1,000.00	$ 800.00	20.00%	$ 48.27	$ 37.12	$ 25.98	$ 20.44	$ 17.13
0054C002	Partner App Enabler License	$ 600.00	$ 480.00	20.00%	$ 28.96	$ 22.27	$ 15.59	$ 12.26	$ 10.28
0054C004	Administrative Logon License	$ 10.00	$ 8.00	20.00%	$ 0.48	$ 0.37	$ 0.26	$ 0.20	$ 0.17
	Océ PlotWave 3000/3500 Supplies								
4267C001	PlotWave 3000/3500 toner (2 x 400g-btl/ctn)	$ 215.00	$ 208.00	3.26%	N/A	N/A	N/A	N/A	N/A
1070064586	PlotWave Series Developer (1x1,750g bottle)	$ 455.00	$ 441.00	3.08%	N/A	N/A	N/A	N/A	N/A
	Training/Implementation								
7653B051	Océ PW3X0 series IPAK*	$ 1,869.00	$ 1,495.00	20.01%	$ 90.21	$ 69.37	$ 48.54	$ 38.20	$ 32.01
6154046/P	Océ Monochrome TDS Series IPAK	$ 2,188.00	$ 1,750.00	20.02%	$ 105.60	$ 81.20	$ 56.82	$ 44.71	$ 37.47
8376B007	Systems Integration Service (Full Day)	$ 2,188.00	$ 1,750.00	20.02%	$ 105.60	$ 81.20	$ 56.82	$ 44.71	$ 37.47
8376B003	Systems Integration Service (Half Day)	$ 1,869.00	$ 1,495.00	20.01%	$ 90.21	$ 69.37	$ 48.54	$ 38.20	$ 32.01
7615B261	Additional travel charge, >100 miles from Océ loc.	$ 375.00	$ 300.00	20.00%	$ 18.10	$ 13.92	$ 9.74	$ 7.67	$ 6.42
	Océ PlotWave 3000/3500 Maintenance/Repairs								
PW3X00SV00KSF	PW3X00 Service Only 0 SF per mo.	$ 11.40	$ 11.40						
PW3X00SV02KSF	PW3X00 Service Only 2,000 SF per mo.	$ 102.60	$ 102.60						
PW3X00SV05KSF	PW3X00 Service Only 5,000 SF per mo.	$ 228.00	$ 228.00						
PW3X00SV10KSF	PW3X00 Service Only - unlimited sqft per mo.	$ 353.40	$ 353.40						
PW3X00SV00KSF	PW3X00 Service Only Excess meter charge - 0 sqft per mo.	$ 0.09348	$ 0.09348						
PW3X00SV02KSF	PW3X00 Service Only Excess meter charge - 2,000 sqft per mo.	$ 0.04674	$ 0.04674						
PW3X00SV05KSF	PW3X00 Service Only Excess meter charge - 5,000 sqft per mo.	$ 0.03420	$ 0.03420						
PW3X00SV10KSF	PW3X00 Service Only Excess meter charge - 10,000 sqft per mo.	Unlimited	Unlimited						
PW3X00EP02KSF2	PW3X00 EasyPACE 2,000 SF per mo. Includes 2 ctns toner per yr.	$ 145.92	$ 126.54						

NASPO State: Florida

Item Code	Description	MSRP	Purchase Price	% off MSRP	Straight Lease Monthly Payments 18 Months	24 Months	36 Months	48 Months	60 Months
PW3X00EP05KSF5	PW3X00 EasyPACII 5,000 SF per mo. includes 5 ctns toner per yr.	$ 336.30	$ 287.26						
PW3X00EP10KSF10	PW3X00 EasyPACII 10,000 SF per mo. Includes 10 ctns toner per yr.	$ 570.00	$ 477.66						
PW3X00EP02KSF2	PW3X00 EasyPACII Excess meter charge 2,000 SF per mo	$ 0.04674	$ 0.04674						
PW3X00EP05KSF5	PW3X00 EasyPACII Excess meter charge 5,000 SF per mo	$ 0.03420	$ 0.03420						
PW3X00EP10KSF10	PW3X00 EasyPACII Excess meter charge 10,000 SF per mo	$ 0.02964	$ 0.02964						
PW3X00Zone 3	PW3X00 - Zone 3: Additional charge for remote locations (50+ miles)	$ 11.40	$ 11.40						
8782B015	Scanner Express IV	$ 45.60	$ 45.60						
	† Additional delivery and installation (if ordered after initial delivery)								
4285C008	Plotwave Series 2nd Roll - Additional Delivery and Installation Fee	N/A	$ 164.00						
4288C011	Stacker Select Connection kit 3 - Additional Delivery and Installation Fee	N/A	$ 55.00						
4286C008	PW3X00/5X00 Remov HD kit 1 - Additional Delivery and Installation Fee	N/A	$ 174.00						
4285C009	Add'l HD for removal HD kit 1&2 - Additional Delivery and Installation Fee	N/A	$ 15.00						
4286C003	PW3000/3500 Adobe PS, PDF - Additional Delivery and Installation Fee	N/A	$ 25.00						
4289C009	White Listing (McAfee) License - Additional Delivery and Installation Fee	N/A	$ 25.00						
• "†" Additional delivery and installation applies to system options if ordered after initial delivery									
• "*" Required with every base unit									
• Zone 3 premium applicable to any installations from 51-100 miles of CSA service point									
• Delivery & installation included in price of equipment									
• Includes 3 month warranty - excess usage billed at 0.0467 per sqft after 6,000 sqft									
• Service pricing is fixed 60 Months from start of maintenance contract									
	Océ PlotWave 5000/5500								
PlotWave 5000 4 Roll Printer Set									
3759V859	PlotWave 5X00 Print Engine 4 Roll	$ 24,500.00	$ 17,290.00	29.43%	$ 1,043.28	$ 802.26	$ 561.41	$ 441.76	$ 370.18
4288C001	PW5000 Product License	$ 250.00	$ 200.00	20.00%	$ 12.07	$ 9.28	$ 6.49	$ 5.11	$ 4.28
3738V627	PW5000 Accessory Kit	$ -	$ -	0.00%	$ -	$ -	$ -	$ -	$ -
4285C005	PW Top Cover 2 - Printer Only	$ 125.00	$ 125.00	0.00%	$ 7.54	$ 5.80	$ 4.06	$ 3.19	$ 2.68
45-9400A	TDS Initial Supplies (1ea=1ct=2rl)	$ 40.00	$ 40.00	0.00%	$ 2.41	$ 1.86	$ 1.30	$ 1.02	$ 0.86
	PlotWave 5000 4 Roll Printer Set Total	**$24,915.00**	**$17,655.00**	**29.14%**	**$1,065.30**	**$819.20**	**$573.26**	**$451.06**	**$378.00**
PlotWave 5000 4 Roll MFP Set									
3759V859	PlotWave 5X00 Print Engine 4 Roll	$ 24,500.00	$ 17,290.00	29.43%	$ 1,043.28	$ 802.26	$ 561.41	$ 441.76	$ 370.18
4288C001	PW5000 Product License	$ 250.00	$ 200.00	20.00%	$ 12.07	$ 9.28	$ 6.49	$ 5.11	$ 4.28
3738V627	PW5000 Accessory Kit	$ -	$ -	0.00%	$ -	$ -	$ -	$ -	$ -
45-9400A	TDS Initial Supplies (1ea=1ct=2rl)	$ 40.00	$ 40.00	0.00%	$ 2.41	$ 1.86	$ 1.30	$ 1.02	$ 0.86
4286C005	Scanner Express IV Activation License 1	$ 1,300.00	$ 795.00	38.85%	$ 47.97	$ 36.89	$ 25.81	$ 20.31	$ 17.02
8782B015	Scanner Express IV	$ 5,000.00	$ 2,605.00	47.90%	$ 157.19	$ 120.87	$ 84.58	$ 66.56	$ 55.77
	PlotWave 5000 4 Roll MFP Set Total	**$31,090.00**	**$20,930.00**	**32.68%**	**$1,057.76**	**$813.40**	**$569.20**	**$447.89**	**$375.32**
PlotWave 5000 2 Roll Printer Set									
4288C001	PlotWave 5X00 Print Engine 2 Roll	$ 20,500.00	$ 14,383.00	29.84%	$ 867.87	$ 667.37	$ 467.02	$ 367.49	$ 307.94
4289C001	PW5000 Product License	$ 250.00	$ 200.00	20.00%	$ 12.07	$ 9.28	$ 6.49	$ 5.11	$ 4.28
3738V627	PW5000 Accessory Kit	$ -	$ -	0.00%	$ -	$ -	$ -	$ -	$ -
4288C007	PW5X00/7500 Front covers (2pk)	$ 250.00	$ 200.00	20.00%	$ 12.07	$ 9.28	$ 6.49	$ 5.11	$ 4.28
4285C005	PW Top Cover 2 - Printer Only	$ 125.00	$ 125.00	0.00%	$ 7.54	$ 5.80	$ 4.06	$ 3.19	$ 2.68
45-9400A	TDS Initial Supplies (1ea=1ct=2rl)	$ 40.00	$ 40.00	0.00%	$ 2.41	$ 1.86	$ 1.30	$ 1.02	$ 0.86
	PlotWave 5000 2 Roll Printer Set Total	**$21,165.00**	**$14,948.00**	**29.37%**	**$901.96**	**$693.59**	**$485.36**	**$381.92**	**$320.04**
PlotWave 5000 2 Roll MFP Set									
4288C001	PlotWave 5X00 Print Engine 2 Roll	$ 20,500.00	$ 14,383.00	29.84%	$ 867.87	$ 667.37	$ 467.02	$ 367.49	$ 307.94
4289C001	PW5000 Product License	$ 250.00	$ 200.00	20.00%	$ 12.07	$ 9.28	$ 6.49	$ 5.11	$ 4.28
3738V627	PW5000 Accessory Kit	$ -	$ -	0.00%	$ -	$ -	$ -	$ -	$ -
4288C007	PW5X00/7500 Front covers (2pk)	$ 250.00	$ 200.00	20.00%	$ 12.07	$ 9.28	$ 6.49	$ 5.11	$ 4.28
45-9400A	TDS Initial Supplies (1ea=1ct=2rl)	$ 40.00	$ 40.00	0.00%	$ 2.41	$ 1.86	$ 1.30	$ 1.02	$ 0.86
4286C005	Scanner Express IV Activation License 1	$ 1,300.00	$ 795.00	38.85%	$ 47.97	$ 36.89	$ 25.81	$ 20.31	$ 17.02
8782B015	Scanner Express IV	$ 5,000.00	$ 2,605.00	47.90%	$ 157.19	$ 120.87	$ 84.58	$ 66.56	$ 55.77
	PlotWave 5000 2 Roll MFP Set Total	**$27,340.00**	**$18,223.00**	**33.35%**	**$1,099.58**	**$845.55**	**$591.69**	**$465.60**	**$390.15**
PlotWave 5500 4 Roll Printer Set									
3759V859	PlotWave 5X00 Print Engine 4 Roll	$ 24,500.00	$ 17,290.00	29.43%	$ 1,043.28	$ 802.26	$ 561.41	$ 441.76	$ 370.18
4289C002	PW5500 Product License	$ 3,295.00	$ 2,665.00	19.12%	$ 160.81	$ 123.66	$ 86.53	$ 68.09	$ 57.06
3738V629	PW5500 Accessory Kit	$ -	$ -	0.00%	$ -	$ -	$ -	$ -	$ -
4285C005	PW Top Cover 2 - Printer Only	$ 125.00	$ 125.00	0.00%	$ 7.54	$ 5.80	$ 4.06	$ 3.19	$ 2.68
45-9400A	TDS Initial Supplies (1ea=1ct=2rl)	$ 40.00	$ 40.00	0.00%	$ 2.41	$ 1.86	$ 1.30	$ 1.02	$ 0.86
	PlotWave 5500 4 Roll Printer Set Total	**$27,960.00**	**$20,120.00**	**28.04%**	**$1,214.04**	**$933.58**	**$653.30**	**$514.06**	**$430.78**
PlotWave 5500 4 Roll MFP Set									
3759V859	PlotWave 5X00 Print Engine 4 Roll	$ 24,500.00	$ 17,290.00	29.43%	$ 1,043.28	$ 802.26	$ 561.41	$ 441.76	$ 370.18
4289C002	PW5500 Product License	$ 3,295.00	$ 2,665.00	19.12%	$ 160.81	$ 123.66	$ 86.53	$ 68.09	$ 57.06
3738V629	PW5500 Accessory Kit	$ -	$ -	0.00%	$ -	$ -	$ -	$ -	$ -
45-9400A	TDS Initial Supplies (1ea=1ct=2rl)	$ 40.00	$ 40.00	0.00%	$ 2.41	$ 1.86	$ 1.30	$ 1.02	$ 0.86
4286C005	Scanner Express IV Activation License 1	$ 1,300.00	$ 795.00	38.85%	$ 47.97	$ 36.89	$ 25.81	$ 20.31	$ 17.02
8782B015	Scanner Express IV	$ 5,000.00	$ 2,605.00	47.90%	$ 157.19	$ 120.87	$ 84.58	$ 66.56	$ 55.77
	PlotWave 550 4 Roll MFP Set Total	**$34,135.00**	**$23,395.00**	**31.46%**	**$1,411.86**	**$1,085.54**	**$759.63**	**$597.74**	**$500.89**
PlotWave 5500 2 Roll Printer Set									
4288C001	PlotWave 5X00 Print Engine 2 Roll	$ 20,500.00	$ 14,383.00	29.84%	$ 867.87	$ 667.37	$ 467.02	$ 367.49	$ 307.94
4289C002	PW5500 Product License	$ 3,295.00	$ 2,665.00	19.12%	$ 160.81	$ 123.66	$ 86.53	$ 68.09	$ 57.06
3738V629	PW5500 Accessory Kit	$ -	$ -	0.00%	$ -	$ -	$ -	$ -	$ -
4285C005	PW Top Cover 2 - Printer Only	$ 125.00	$ 125.00	0.00%	$ 7.54	$ 5.80	$ 4.06	$ 3.19	$ 2.68
4288C007	PW5X00/7500 Front covers (2pk)	$ 250.00	$ 200.00	20.00%	$ 12.07	$ 9.28	$ 6.49	$ 5.11	$ 4.28
45-9400A	TDS Initial Supplies (1ea=1ct=2rl)	$ 40.00	$ 40.00	0.00%	$ 2.41	$ 1.86	$ 1.30	$ 1.02	$ 0.86
	PlotWave 5500 2 Roll Printer Set Total	**$24,210.00**	**$17,613.00**	**26.68%**	**$1,050.70**	**$807.97**	**$565.40**	**$444.90**	**$372.82**
PlotWave 5500 2 Roll MFP Set									
4288C001	PlotWave 5X00 Print Engine 2 Roll	$ 20,500.00	$ 14,383.00	29.84%	$ 867.87	$ 667.37	$ 467.02	$ 367.49	$ 307.94
4289C002	PW5500 Product License	$ 3,295.00	$ 2,665.00	19.12%	$ 160.81	$ 123.66	$ 86.53	$ 68.09	$ 57.06
3738V629	PW5500 Accessory Kit	$ -	$ -	0.00%	$ -	$ -	$ -	$ -	$ -
4288C007	PW5X00/7500 Front covers (2pk)	$ 250.00	$ 200.00	20.00%	$ 12.07	$ 9.28	$ 6.49	$ 5.11	$ 4.28
45-9400A	TDS Initial Supplies (1ea=1ct=2rl)	$ 40.00	$ 40.00	0.00%	$ 2.41	$ 1.86	$ 1.30	$ 1.02	$ 0.86
4286C005	Scanner Express IV Activation License 1	$ 1,300.00	$ 795.00	38.85%	$ 47.97	$ 36.89	$ 25.81	$ 20.31	$ 17.02
8782B015	Scanner Express IV	$ 5,000.00	$ 2,605.00	47.90%	$ 157.19	$ 120.87	$ 84.58	$ 66.56	$ 55.77
	PlotWave 5500 2 Roll MFP Set Total	**$30,385.00**	**$20,688.00**	**31.91%**	**$1,248.32**	**$959.93**	**$671.73**	**$528.58**	**$442.93**
	Océ PlotWave 5000/5500 Optional Accessories								
4288C006	PW5X00/7500 Sheetfeeder †	$ 2,805.00	$ 2,244.00	20.00%	$ 135.40	$ 104.12	$ 72.86	$ 57.33	$ 48.04
4288C008	PW 5X00/7500 Climate Control	$ 300.00	$ 240.00	20.00%	$ 14.48	$ 11.14	$ 7.79	$ 6.13	$ 5.14
4288C006	PW5X00/7500 2 Roll drawer †	$ 4,000.00	$ 3,200.00	20.00%	$ 193.09	$ 148.48	$ 103.90	$ 81.76	$ 68.51
8782B018	Scanner Express Color Upgrade Kit	$ 775.00	$ 600.00	22.58%	$ 36.20	$ 27.84	$ 19.48	$ 15.33	$ 12.85
4286C004	Scanner Express Re-Use License 2	$ 1,300.00	$ 795.00	38.85%	$ 47.97	$ 36.89	$ 25.81	$ 20.31	$ 17.02
5837B001	Calibration Sheet Océ Scanner Exp I	$ 125.00	$ 92.00	26.40%	$ 5.55	$ 4.27	$ 2.99	$ 2.35	$ 1.97
5837B002	Calibration Sheet Océ Scanner Exp II & III	$ 125.00	$ 92.00	26.40%	$ 5.55	$ 4.27	$ 2.99	$ 2.35	$ 1.97
Stacker Select Set									
4754C001	Stacker Select	$ 2,410.00	$ 1,928.00	20.00%	$ 116.34	$ 89.46	$ 62.60	$ 49.26	$ 41.28
4288C011	Stacker Select Connection kit 3 †	$ 158.00	$ 126.00	20.25%	$ 7.60	$ 5.85	$ 4.09	$ 3.22	$ 2.70
1202869	Power Cord C13 (NS/15)	$ -	$ -	N/A	$ -	$ -	$ -	$ -	$ -
	Stacker Select Set Total	**$2,568.00**	**$2,054.00**	**20.02%**	**$123.94**	**$95.31**	**$66.69**	**$52.48**	**$43.98**
Folder Set									
3300C002	Folder Express 3011 V.2	$ 24,800.00	$ 21,315.00	14.05%	$ 1,286.15	$ 989.02	$ 692.10	$ 544.60	$ 456.35
3988B023	Printer Cable USA (C13) NS/15	$ -	$ -	0.00%	$ -	$ -	$ -	$ -	$ -
4288C009	Folder Connection Kit 5 †	$ 1,500.00	$ 1,200.00	20.00%	$ 72.41	$ 55.68	$ 38.96	$ 30.66	$ 25.69
	Folder Set Total	**$26,300.00**	**$22,515.00**	**14.39%**	**$1,358.56**	**$1,044.70**	**$731.06**	**$575.26**	**$482.04**
	Security								
4285C008	PW3X00/5X00 Remov HD kit 1 †	$ 825.00	$ 660.00	20.00%	$ 39.82	$ 30.62	$ 21.43	$ 16.86	$ 14.13
4285C009	Add'l HD for removal HD kit 1&2 †	$ 480.00	$ 384.00	20.00%	$ 23.17	$ 17.82	$ 12.47	$ 9.81	$ 8.22
	Software								
4289C003	PW5000/5500 Adobe PS/PDF †	$ 1,800.00	$ 1,440.00	20.00%	$ 86.89	$ 66.82	$ 46.76	$ 36.79	$ 30.83
4289C006	White Listing (McAfee) License †	$ 199.00	$ 159.00	20.10%	$ 9.59	$ 7.38	$ 5.16	$ 4.06	$ 3.40
0054C002	Partner App Enabler License	$ 600.00	$ 480.00	20.00%	$ 28.96	$ 22.27	$ 15.59	$ 12.26	$ 10.28
0054C004	Administrative Logon License	$ 10.00	$ 8.00	20.00%	$ 0.48	$ 0.37	$ 0.26	$ 0.20	$ 0.17
7096B001	Account Console	$ 1,000.00	$ 800.00	20.00%	$ 48.27	$ 37.12	$ 25.98	$ 20.44	$ 17.13
	Océ PlotWave 5000/5500 Supplies								
4270C001	PlotWave 5000/5500 Toner (2 x 450g-bl/ctn)	$ 271.00	$ 362.00	3.32%	N/A	N/A	N/A	N/A	N/A
1079364596	PlotWave Series Developer (1x1.750g bottle)	$ 455.00	$ 441.00	3.08%	N/A	N/A	N/A	N/A	N/A
	Training/Implementation								
8154046IP	Océ Monochrome TDS Series IPAK*	$ 2,188.00	$ 1,750.00	20.02%	$ 105.60	$ 81.20	$ 56.82	$ 44.71	$ 37.47
8376B007	Systems Integration Service (Full Day)	$ 2,188.00	$ 1,750.00	20.02%	$ 105.60	$ 81.20	$ 56.82	$ 44.71	$ 37.47
8376B003	Systems Integration Service (Half Day)	$ 1,869.00	$ 1,495.00	20.01%	$ 90.21	$ 69.37	$ 48.54	$ 38.20	$ 32.01
7815B281	Additional travel charge: >100 miles from Océ Inc.	$ 375.00	$ 300.00	20.00%	$ 18.10	$ 13.92	$ 9.74	$ 7.67	$ 6.42

NASPO State: Florida

Item Code	Description	MSRP	Purchase Price	% off MSRP	Straight Lease Monthly Payments 18 Months	24 Months	36 Months	48 Months	60 Months
	Océ PlotWave 5000/5500 Maintenance/Repairs								
PW5X00SV05KSF	PW5X00 Service Only 5,000 SF per mo.	$ 240.54	$ 240.54						
PW5X00SV10KSF	PW5X00 Service Only 10,000 SF per mo.	$ 343.14	$ 343.14						
PW5X00SV15KSF	PW5X00 Service Only 15,000 SF per mo.	$ 458.28	$ 458.28						
PW5X00SV25KSF	PW5X00 Service Only 25,000 SF per mo.	$ 622.44	$ 622.44						
PW5X00SV30KSF	PW5X00 Service Only - unlimited sqft per mo.	$ 695.40	$ 695.40						
PW5X00SV05KSF	PW5X00 Service Only Excess meter charge 5,000 SF per mo.	$ 0.02850	$ 0.02850						
PW5X00SV10KSF	PW5X00 Service Only Excess meter charge 10,000 SF per mo.	$ 0.02736	$ 0.02280						
PW5X00SV15KSF	PW5X00 Service Only Excess meter charge 15,000 SF per mo.	$ 0.01824	$ 0.01881						
PW5X00SV25KSF	PW5X00 Service Only Excess meter charge 25,000 SF per mo.	$ 0.01596	$ 0.01824						
PW5X00SV30KSF	PW5X00 Service Only Excess meter charge unlimited sqft per mo.	Unlimited	Unlimited						
PW5X00EP05KSF4	PW5X00 EasyPACII 5,000 SF per mo. Includes 4 ctns toner per yr.	$ 348.84	$ 312.36						
PW5X00EP10KSF8	PW5X00 EasyPACII 10,000 SF per mo. Includes 8 ctns toner per yr.	$ 558.80	$ 424.08						
PW5X00EP15KSF12	PW5X00 EasyPACII 15,000 SF per mo. Includes 12 ctns toner per yr.	$ 762.66	$ 590.52						
PW5X00EP25KSF19	PW5X00 EasyPACII 25,000 SF per mo. Includes 19 ctns toner per yr.	$ 1,134.30	$ 853.86						
PW5X00EP05KSF4	PW5X00 EasyPACII Excess meter charge 5,000 SF per mo. Includes 4 ctns toner per yr.	$ 0.02850	$ 0.02850						
PW5X00EP10KSF8	PW5X00 EasyPACII Excess meter charge 10,000 SF per mo. Includes 8 ctns toner per yr.	$ 0.02736	$ 0.02736						
PW5X00EP15KSF12	PW5X00 EasyPACII Excess meter charge 15,000 SF per mo. Includes 12 ctns toner per yr.	$ 0.01824	$ 0.01824						
PW5X00EP25KSF19	PW5X00 EasyPACII Excess meter charge 25,000 SF per mo. Includes 19 ctns toner per yr.	$ 0.01596	$ 0.01596						
PW5X00Zone 3	PW5X00 - Zone 3: Additional charge for remote locations (50+ miles)	$ 77.52	$ 77.52						
8782B015	Scanner Express IV	$ 45.60	$ 45.60						
3300C002	Folder Express 3011 V.2	$ 171.00	$ 171.00						
	† Additional delivery and installation (if ordered after initial delivery)								
4268C006	PW5X00/7500 Sheetfeeder - Additional Delivery and Installation Fee	N/A	$ 273.00						
4268C005	PW5X00/7500 2 Roll drawer - Additional Delivery and Installation Fee	N/A	$ 348.00						
4268C011	Stacker Select Connection kit 3 - Additional Delivery and Installation Fee	N/A	$ 55.00						
4268C009	Folder Connection Kit 5 - Additional Delivery and Installation Fee	N/A	$ 190.00						
4265C008	PW3X00/5X00 Remov HD kit 1 - Additional Delivery and Installation Fee	N/A	$ 174.00						
4265C009	Add'l HD for removal HD kit 1&2 - Additional Delivery and Installation Fee	N/A	$ 15.00						
4269C003	PW5000/5500 Adobe PS/PDF - Additional Delivery and Installation Fee	N/A	$ 25.00						
4269C008	White Listing (McAfee) License - Additional Delivery and Installation Fee	N/A	$ 25.00						
	• "†" Additional delivery and installation applies to system options if ordered after initial delivery								
	• "*" Required with every base unit.								
	• Zone 3 premium applicable to any installations from 51-100 miles of CSA service point								
	• Delivery & Installation included in price of equipment								
	• Includes 3 month warranty - excess usage billed at 0.0274 per sqft after 30,000 sqft								
	• Service pricing is fixed 60 Months from start of maintenance contract								
	Océ PlotWave 7500								
PlotWave 7500 Print Engine 4 Roll Set									
4271C001	PlotWave 7500 Print Engine 4 Roll	$ 34,000.00	$ 24,700.00	27.35%	$ 1,490.40	$ 1,146.08	$ 802.01	$ 631.09	$ 528.83
4272C001	PW7500 Product License	$ 6,200.00	$ 4,160.00	32.90%	$ 251.01	$ 193.02	$ 135.08	$ 106.29	$ 89.07
3738V630	PW7500 Accessory kit	$ -	$ -	0.00%	$ -	$ -	$ -	$ -	$ -
4265C005	PW Top Cover 2 - Printer Only	$ 125.00	$ 125.00	0.00%	$ 7.54	$ 5.80	$ 4.06	$ 3.19	$ 2.68
4268C007	PW5X00/7500 Front covers (2pk)	$ 250.00	$ 200.00	20.00%	$ 12.07	$ 9.28	$ 6.49	$ 5.11	$ 4.28
45-9400A	TDS Initial Supplies (1ea=1ct=2rl)	$ 40.00	$ 40.00	0.00%	$ 2.41	$ 1.86	$ 1.30	$ 1.02	$ 0.86
	PlotWave 7500 Print Engine 4 Roll Set Total	**$40,615.00**	**$29,225.00**	**28.04%**	**$1,763.43**	**$1,356.04**	**$948.94**	**$748.79**	**$625.72**
PlotWave 7500 Print Engine 4 Roll MFP Set									
4271C001	PlotWave 7500 Print Engine 4 Roll	$ 34,000.00	$ 24,700.00	27.35%	$ 1,490.40	$ 1,146.08	$ 802.01	$ 631.09	$ 528.83
4272C001	PW7500 Product License	$ 6,200.00	$ 4,160.00	32.90%	$ 251.01	$ 193.02	$ 135.08	$ 106.29	$ 89.07
3738V630	PW7500 Accessory kit	$ -	$ -	0.00%	$ -	$ -	$ -	$ -	$ -
45-9400A	TDS Initial Supplies (1ea=1ct=2rl)	$ 40.00	$ 40.00	0.00%	$ 2.41	$ 1.86	$ 1.30	$ 1.02	$ 0.86
4268C007	PW5X00/7500 Front covers (2pk)	$ 250.00	$ 200.00	20.00%	$ 12.07	$ 9.28	$ 6.49	$ 5.11	$ 4.28
4266c005	Scanner Express IV Activation License †	$ 1,300.00	$ 795.00	38.85%	$ 47.97	$ 36.89	$ 25.81	$ 20.31	$ 17.02
8782B015	Scanner Express IV	$ 5,000.00	$ 2,605.00	47.90%	$ 157.19	$ 120.87	$ 84.58	$ 66.56	$ 55.77
	PlotWave 7500 Print Engine 4 Roll MFP Set Total	**$46,790.00**	**$32,500.00**	**30.54%**	**$1,961.05**	**$1,508.00**	**$1,055.27**	**$830.38**	**$695.83**
PlotWave 7500 Print Engine 6 Roll Set									
3759V860	PlotWave 7500 Print Engine 6 Roll	$ 38,000.00	$ 27,600.00	27.37%	$ 1,665.38	$ 1,280.64	$ 896.17	$ 705.18	$ 590.92
4272C001	PW7500 Product License	$ 6,200.00	$ 4,160.00	32.90%	$ 251.01	$ 193.02	$ 135.08	$ 106.29	$ 89.07
3738V630	PW7500 Accessory kit	$ -	$ -	N/A	$ -	$ -	$ -	$ -	$ -
4265C005	PW Top Cover 2 - Printer Only	$ 125.00	$ 125.00	0.00%	$ 7.54	$ 5.80	$ 4.06	$ 3.19	$ 2.68
45-9400A	TDS Initial Supplies (1ea=1ct=2rl)	$ 40.00	$ 40.00	0.00%	$ 2.41	$ 1.86	$ 1.30	$ 1.02	$ 0.86
	PlotWave 7500 Print Engine 6 Roll Set Total	**$44,365.00**	**$31,925.00**	**28.04%**	**$1,926.34**	**$1,481.32**	**$1,036.61**	**$815.68**	**$683.53**
PlotWave 7500 Print Engine 6 Roll MFP Set									
3759V860	PlotWave 7500 Print Engine 6 Roll	$ 38,000.00	$ 27,600.00	27.37%	$ 1,665.38	$ 1,280.64	$ 896.17	$ 705.18	$ 590.92
4272C001	PW7500 Product License	$ 6,200.00	$ 4,160.00	32.90%	$ 251.01	$ 193.02	$ 135.08	$ 106.29	$ 89.07
3738V630	PW7500 Accessory kit	$ -	$ -	0.00%	$ -	$ -	$ -	$ -	$ -
45-9400A	TDS Initial Supplies (1ea=1ct=2rl)	$ 40.00	$ 40.00	0.00%	$ 2.41	$ 1.86	$ 1.30	$ 1.02	$ 0.86
4268c005	Scanner Express IV Activation License †	$ 1,300.00	$ 795.00	38.85%	$ 47.97	$ 36.89	$ 25.81	$ 20.31	$ 17.02
8782B015	Scanner Express IV	$ 5,000.00	$ 2,605.00	47.90%	$ 157.19	$ 120.87	$ 84.58	$ 66.56	$ 55.77
	PlotWave 7500 Print Engine 6 Roll MFP Set Total	**$50,540.00**	**$35,200.00**	**30.35%**	**$2,123.96**	**$1,633.28**	**$1,142.94**	**$899.36**	**$753.64**
	Océ PlotWave 7500 Optional Accessories								
Stacker Select Set									
4754C001	Stacker Select	$ 2,410.00	$ 1,928.00	20.00%	$ 116.34	$ 89.46	$ 62.60	$ 49.26	$ 41.28
4268C011	Stacker Select Connection kit 3 †	$ 158.00	$ 126.00	20.25%	$ 7.60	$ 5.85	$ 4.09	$ 3.22	$ 2.70
1202869	Power Cord C13 (N5/15)	$ -	$ -	N/A	$ -	$ -	$ -	$ -	$ -
	Stacker Select Set Total	**$2,568.00**	**$2,054.00**	**20.02%**	**$123.94**	**$95.31**	**$66.69**	**$52.48**	**$43.98**
Océ 3011 Folder Set									
3300C003	Folder Express 3011 V.3	$ 24,800.00	$ 21,315.00	14.05%	$ 1,286.15	$ 989.02	$ 692.10	$ 544.60	$ 456.35
8985B023	Printer Cable USA (C13) NS/15	$ -	$ -	0.00%	$ -	$ -	$ -	$ -	$ -
4268C009	Folder Connection Kit 5 †	$ 1,500.00	$ 1,200.00	20.00%	$ 72.41	$ 55.68	$ 38.96	$ 30.66	$ 25.69
	Océ 3011 Folder Set Total	**$26,300.00**	**$22,515.00**	**14.39%**	**$1,358.56**	**$1,044.70**	**$731.06**	**$575.26**	**$482.04**
4268C006	PW5X00/7500 Sheetfeeder †	$ 2,855.00	$ 2,244.00	20.00%	$ 135.40	$ 104.12	$ 72.86	$ 57.33	$ 48.04
4268C008	PW 5X00/7500 Climate Control	$ 300.00	$ 240.00	20.00%	$ 14.48	$ 11.14	$ 7.79	$ 6.13	$ 5.14
4268C005	PW5X00/7500 2 Roll drawer †	$ 4,000.00	$ 3,200.00	20.00%	$ 193.09	$ 148.48	$ 103.90	$ 81.75	$ 68.51
4271C003	PW7500 Operator Attention Light †	$ 1,390.00	$ 1,112.00	20.00%	$ 67.10	$ 51.60	$ 36.11	$ 28.41	$ 23.81
8782B015	Scanner Express Color Upgrade Kit	$ 775.00	$ 600.00	22.58%	$ 38.20	$ 27.94	$ 19.48	$ 15.33	$ 12.85
4266C004	Scanner Express Re-Use License 2	$ 1,300.00	$ 795.00	38.85%	$ 47.97	$ 36.89	$ 25.81	$ 20.31	$ 17.02
5837B001	Calibration Sheet Océ Scanner Exp I	$ 125.00	$ 92.00	26.40%	$ 5.55	$ 4.27	$ 2.99	$ 2.35	$ 1.97
5837B002	Calibration Sheet Océ Scanner Exp II & III	$ 125.00	$ 92.00	26.40%	$ 5.55	$ 4.27	$ 2.99	$ 2.35	$ 1.97
	Security								
4268C012	PW7500 Removable HD kit 2 †	$ 825.00	$ 660.00	20.00%	$ 39.82	$ 30.62	$ 21.43	$ 16.86	$ 14.13
4265C009	Add'l HD for removal HD kit 1&2 †	$ 480.00	$ 384.00	20.00%	$ 23.17	$ 17.82	$ 12.47	$ 9.81	$ 8.22
	Software								
4272C002	PW7500 Adobe PDF	$ 2,370.00	$ 1,896.00	20.00%	$ 114.40	$ 87.97	$ 61.56	$ 48.44	$ 40.59
4269C006	White Listing (McAfee) License †	$ 199.00	$ 159.00	20.10%	$ 9.59	$ 7.38	$ 5.16	$ 4.06	$ 3.40
0054C002	Partner App Enabler License	$ 600.00	$ 480.00	20.00%	$ 28.96	$ 22.27	$ 15.59	$ 12.26	$ 10.28
0054C004	Administrative Logon License	$ 10.00	$ 8.00	20.00%	$ 0.48	$ 0.37	$ 0.26	$ 0.20	$ 0.17
7099B001	Account Console	$ 1,000.00	$ 800.00	20.00%	$ 48.27	$ 37.12	$ 25.98	$ 20.44	$ 17.13
	Océ PlotWave 7500 Supplies								
4273C001	PlotWave 7500 Toner (2 x 500g-btl/ctn)	$ 290.00	$ 281.00	3.10%	N/A	N/A	N/A	N/A	N/A
1070064596	PlotWave Series Developer (1x1.750g bottle)	$ 455.00	$ 441.00	3.08%	N/A	N/A	N/A	N/A	N/A
	Training/Implementation								
8154046/P	Océ Monochrome TDS Series iPAK*	$ 2,188.00	$ 1,750.00	20.02%	$ 105.60	$ 81.20	$ 56.82	$ 44.71	$ 37.47
8376B007	Systems Integration Service (Full Day)	$ 2,188.00	$ 1,750.00	20.02%	$ 105.60	$ 81.20	$ 56.82	$ 44.71	$ 37.47
8376B003	Systems Integration Service (Half Day)	$ 1,869.00	$ 1,495.00	20.01%	$ 90.21	$ 69.37	$ 48.54	$ 38.20	$ 32.01
7615B261	Additional travel charge, >100 miles from Océ loc.	$ 375.00	$ 300.00	20.00%	$ 18.10	$ 13.92	$ 9.74	$ 7.67	$ 6.42
	Océ PlotWave 7500 Maintenance/Repairs								
PW7500SV05KSF	PW7500 Service Only 5,000 SF per mo.	$ 251.94	$ 251.94						
PW7500SV10KSF	PW7500 Service Only 10,000 SF per mo.	$ 354.54	$ 354.54						
PW7500SV15KSF	PW7500 Service Only 15,000 SF per mo.	$ 422.94	$ 422.94						
PW7500SV30KSF	PW7500 Service Only 30,000 SF per mo.	$ 698.76	$ 698.76						
PW7500SV45KSF	PW7500 Service Only - unlimited sqft per mo.	$ 748.98	$ 748.98						
PW7500SV05KSF	PW7500 Service Only Excess meter charge - 5,000 sqft per mo.	$ 0.02850	$ 0.02850						
PW7500SV10KSF	PW7500 Service Only Excess meter charge - 10,000 sqft per mo.	$ 0.02394	$ 0.02394						
PW7500SV15KSF	PW7500 Service Only Excess meter charge - 15,000 sqft per mo.	$ 0.02280	$ 0.02280						
PW7500SV30KSF	PW7500 Service Only Excess meter charge - 30,000 sqft per mo.	$ 0.01881	$ 0.01881						
PW7500SV45KSF	PW7500 Service Only Excess meter charge - unlimited sqft per mo.	Unlimited	Unlimited						
PW7500EP05KSF4	PW7500 EasyPACII 5,000 SF per mo. Includes 4 ctns toner per yr.	$ 367.08	$ 312.36000						
PW7500EP10KSF7	PW7500 EasyPACII 10,000 SF per mo. Includes 7 ctns toner per yr.	$ 556.32	$ 424.08						
PW7500EP15KSF11	PW7500 EasyPACII 15,000 SF per mo. Includes 11 ctns toner per yr.	$ 738.72	$ 559.74						
PW7500EP30KSF21	PW7500 EasyPACII 30,000 SF per mo. Includes 21 ctns toner per yr.	$ 1,211.82	$ 950.76						
PW7500EP05KSF4	PW7500 EasyPACII Excess meter charge 5,000 SF per mo. Includes 4 ctns toner per yr.	$ 0.02850	$ 0.02850						

NASPO State: Florida

Item Code	Description	MSRP	Purchase Price	% off MSRP	Straight Lease Monthly Payments 18 Months	24 Months	36 Months	48 Months	60 Months
PW7500EP10KSF7	PW7500 EasyPACli Excess meter charge 10,000 SF per mo. includes 7 ctns toner per yr.	$ 0.02394	$ 0.02394						
PW7500EP15KSF11	PW7500 EasyPACli Excess meter charge 15,000 SF per mo. includes 11 ctns toner per yr.	$ 0.01824	$ 0.01824						
PW7500EP30KSF21	PW7500 EasyPACli Excess meter charge 30,000 SF per mo. includes 21 ctns toner per yr.	$ 0.01596	$ 0.01596						
PW7500Zone 3	PW7500 - Zone 3: Additional charge for remote locations (50+ miles)	$ 77.52	$ 77.52						
3381C003	Folder Express 3011 V.3	$ 171.00	$ 171.00						
8782B015	Scanner Express IV	$ 45.60	$ 45.60						
	† Additional delivery and installation (if ordered after initial delivery)								
4268C006	PW5X00/7500 Sheetfeeder †	N/A	$273.00						
4268C005	PW5X00/7500 2 Roll drawer †	N/A	$346.00						
4271C003	PW7500 Operator Attention Light †	N/A	$164.00						
4268C011	Stacker Select Connection kit 3 †	N/A	$55.00						
4268C009	Folder Connection Kit 5 †	N/A	$190.00						
4268C012	PW7500 Removable HD kit 2 †	N/A	$174.00						
4268C009	Add'l HD for removal HD kit 1&2 †	N/A	$15.00						
4289C006	White Listing (McAfee) License †	N/A	$25.00						
• "†" Additional delivery and installation applies to system options if ordered after initial delivery.									
• "**" Required with every base unit.									
• Zone 3 premium applicable to any installations from 51-100 miles of CSA service point.									
• Delivery & installation included in price of equipment.									
• Includes 3 month warranty - excess usage billed at 0.0182 per sqft after 45,000 sqft.									
• Service pricing is fixed 60 Months from start of maintenance contract.									
	ColorWave 3600								
ColorWave 3600 2 Roll Printer Set									
4838C003	ColorWave 3600 2 Roll Printer	$ 37,990.00	$ 21,725.61	42.81%	$ 1,310.92	$ 1,008.07	$ 705.43	$ 555.09	$ 465.15
4569C006	CW3600 License	$ 2,500.00	$ 1,450.00	42.00%	$ 87.49	$ 67.28	$ 47.08	$ 37.05	$ 31.04
3772V857	CW3600 install	$ 1,390.00	$ 695.00	50.00%	$ 41.94	$ 32.25	$ 22.57	$ 17.76	$ 14.88
3301C008	Top Cover Printer 2	$ 570.00	$ 300.00	47.37%	$ 18.10	$ 13.92	$ 9.74	$ 7.67	$ 6.42
3301C007	Rear Receiving Rack 2	$ -	$ -	0.00%	$ -	$ -	$ -	$ -	$ -
45-9400A	TDS Initial Supplies (1ea=1ct=2rl)	$ 40.00	$ 40.00	0.00%	$ 2.41	$ 1.86	$ 1.30	$ 1.02	$ 0.86
9713362A	ColorWave 500/600/3000 Initial Supplies A	$ 40.00	$ 40.00	0.00%	$ 2.41	$ 1.86	$ 1.30	$ 1.02	$ 0.86
	Océ ColorWave 3600 2 Roll Printer Set Total	**$42,530.00**	**$24,250.61**	**42.98%**	**$1,463.27**	**$1,125.24**	**$787.42**	**$619.61**	**$519.21**
ColorWave 3600 4 Roll Printer Set									
3765V730	Colorwave 3600 4 Roll Printer	$ 45,190.00	$ 25,831.05	42.84%	$ 1,558.65	$ 1,198.56	$ 838.73	$ 659.98	$ 553.04
4569C006	CW3600 License	$ 2,500.00	$ 1,450.00	42.00%	$ 87.49	$ 67.28	$ 47.08	$ 37.05	$ 31.04
3772V857	CW3600 install	$ 1,390.00	$ 695.00	50.00%	$ 41.94	$ 32.25	$ 22.57	$ 17.76	$ 14.88
45-9400A	TDS Initial Supplies (1ea=1ct=2rl)	$ 40.00	$ 40.00	0.00%	$ 2.41	$ 1.86	$ 1.30	$ 1.02	$ 0.86
9713362A	ColorWave 500/600/3000 Initial Supplies A	$ 40.00	$ 40.00	0.00%	$ 2.41	$ 1.86	$ 1.30	$ 1.02	$ 0.86
3301C008	Top Cover Printer 2	$ 570.00	$ 300.00	47.37%	$ 18.10	$ 13.92	$ 9.74	$ 7.67	$ 6.42
3301C007	Rear Receiving Rack 2	$ -	$ -	0.00%	$ -	$ -	$ -	$ -	$ -
	Océ ColorWave 3600 4 Roll Printer Set Total	**$49,730.00**	**$28,356.05**	**42.98%**	**$1,711.00**	**$1,315.73**	**$920.72**	**$724.50**	**$607.10**
ColorWave 3600 2 Roll MFP Set									
4838C003	ColorWave 3600 2 Roll Printer	$ 37,990.00	$ 21,725.61	42.81%	$ 1,310.92	$ 1,008.07	$ 705.43	$ 555.09	$ 465.15
4569C006	CW3600 License	$ 2,500.00	$ 1,450.00	42.00%	$ 87.49	$ 67.28	$ 47.08	$ 37.05	$ 31.04
3772V857	CW3600 install	$ 1,390.00	$ 695.00	50.00%	$ 41.94	$ 32.25	$ 22.57	$ 17.76	$ 14.88
45-9400A	TDS Initial Supplies (1ea=1ct=2rl)	$ 40.00	$ 40.00	0.00%	$ 2.41	$ 1.86	$ 1.30	$ 1.02	$ 0.86
9713362A	ColorWave 500/600/3000 Initial Supplies A	$ 40.00	$ 40.00	0.00%	$ 2.41	$ 1.86	$ 1.30	$ 1.02	$ 0.86
3301C009	Rear Cover Scanner 2	$ 310.00	$ 160.00	48.39%	$ 9.65	$ 7.42	$ 5.20	$ 4.09	$ 3.43
8782B015	Scanner Express IV (NEW)(req w/8782B001)	$ 5,000.00	$ 2,605.00	47.90%	$ 157.19	$ 120.87	$ 84.56	$ 66.56	$ 55.77
4266C005	Scanner Express IV Activation License 1(req w/8782B001)	$ 1,300.00	$ 795.00	38.85%	$ 47.97	$ 36.89	$ 25.81	$ 20.31	$ 17.02
3301C007	Rear Receiving Rack 2	$ -	$ -	0.00%	$ -	$ -	$ -	$ -	$ -
	Océ ColorWave 3600 2 Roll MFP Set Total	**$48,570.00**	**$27,510.61**	**43.36%**	**$1,659.98**	**$1,276.50**	**$893.27**	**$702.90**	**$589.01**
ColorWave 3600 4 Roll MFP Set									
3765V730	Colorwave 3600 4 Roll Printer	$ 45,190.00	$ 25,831.05	42.84%	$ 1,558.65	$ 1,198.56	$ 838.73	$ 659.98	$ 553.04
4569C006	CW3600 License	$ 2,500.00	$ 1,450.00	42.00%	$ 87.49	$ 67.28	$ 47.08	$ 37.05	$ 31.04
3772V857	CW3600 install	$ 1,390.00	$ 695.00	50.00%	$ 41.94	$ 32.25	$ 22.57	$ 17.76	$ 14.88
45-9400A	TDS Initial Supplies (1ea=1ct=2rl)	$ 40.00	$ 40.00	0.00%	$ 2.41	$ 1.86	$ 1.30	$ 1.02	$ 0.86
9713362A	ColorWave 500/600/3000 Initial Supplies A	$ 40.00	$ 40.00	0.00%	$ 2.41	$ 1.86	$ 1.30	$ 1.02	$ 0.86
3301C009	Rear Cover Scanner 2	$ 310.00	$ 160.00	48.39%	$ 9.65	$ 7.42	$ 5.20	$ 4.09	$ 3.43
8782B015	Scanner Express IV (NEW)(req w/8782B001)	$ 5,000.00	$ 2,605.00	47.90%	$ 157.19	$ 120.87	$ 84.56	$ 66.56	$ 55.77
4266C005	Scanner Express IV Activation License 1(req w/8782B001)	$ 1,300.00	$ 795.00	38.85%	$ 47.97	$ 36.89	$ 25.81	$ 20.31	$ 17.02
3301C007	Rear Receiving Rack 2	$ -	$ -	0.00%	$ -	$ -	$ -	$ -	$ -
	Océ ColorWave 3600 4 Roll MFP Set Total	**$55,770.00**	**$31,616.05**	**43.31%**	**$1,907.71**	**$1,466.99**	**$1,026.57**	**$807.79**	**$676.90**
	ColorWave 3600 Optional Accessories								
3301C009	CW3500/3700 drawer 2 roll †	$ 7,200.00	$ 5,760.00	20.00%	$ 347.56	$ 267.29	$ 187.03	$ 147.17	$ 123.32
0053C012	ColorWave 500/700 Roll Holder 2" †	$ 250.00	$ 200.00	20.00%	$ 12.07	$ 9.28	$ 6.49	$ 5.11	$ 4.28
0053C002	ColorWave 500/700 Roll Holder 3" †	$ 250.00	$ 200.00	20.00%	$ 12.07	$ 9.28	$ 6.49	$ 5.11	$ 4.28
0053C007	Field Install Packing	$ 1,900.00	$ 1,520.00	20.00%	$ 91.72	$ 70.53	$ 49.35	$ 38.84	$ 32.54
Stacker Select Set									
4754C001	Stacker Select	$ 2,410.00	$ 1,928.00	20.00%	$ 116.34	$ 89.46	$ 62.60	$ 49.26	$ 41.28
3301C016	Stacker Select Connection Kit 2	$ 323.00	$ 258.00	20.12%	$ 15.57	$ 11.97	$ 8.38	$ 6.59	$ 5.52
1202869	Power Cord C13 (N5/15)	$ -	$ -	0.00%	$ -	$ -	$ -	$ -	$ -
	Stacker Select Set Total	**$2,733.00**	**$2,186.00**	**20.01%**	**$131.91**	**$101.43**	**$70.98**	**$55.85**	**$46.80**
Océ 3011 Folder Set									
3300C003	Folder Express 3011 V.3	$ 24,800.00	$ 21,315.00	14.05%	$ 1,286.15	$ 989.02	$ 692.10	$ 544.60	$ 456.35
3299C005	Folder Express 3011 Base License (req. w/3300C003)	$ -	$ -	0.00%	$ -	$ -	$ -	$ -	$ -
3299C006	Folder Express 3011 ColorWave License (req. w/ 3300C003)	$ -	$ -	0.00%	$ -	$ -	$ -	$ -	$ -
8985B023	Printer Cable USA (C13) N5/15	$ -	$ -	0.00%	$ -	$ -	$ -	$ -	$ -
3301C015	Folder Connection Kit 3	$ 1,400.00	$ 1,120.00	20.00%	$ 67.58	$ 51.97	$ 36.37	$ 28.62	$ 23.99
	Océ 3011 Folder Set Total	**$26,200.00**	**$22,435.00**	**14.37%**	**$1,353.73**	**$1,040.99**	**$728.47**	**$573.22**	**$480.33**
	Security								
3301C006	RHD kit 2	$ 970.00	$ 776.00	20.00%	$ 46.82	$ 36.01	$ 25.20	$ 19.83	$ 16.61
0053C013	Additional Hard Drive for CW500/700 Removable Hard Drive Kit †	$ 350.00	$ 280.00	20.00%	$ 16.90	$ 12.99	$ 9.09	$ 7.15	$ 5.99
	Software								
4570C003	CW3600 PDF / APPE	$ 3,500.00	$ 2,800.00	20.00%	$ 168.95	$ 129.92	$ 90.92	$ 71.54	$ 59.95
0054C002	Partner App Enabler	$ 600.00	$ 480.00	20.00%	$ 28.96	$ 22.27	$ 15.59	$ 12.26	$ 10.28
0054C004	Admin Log On	$ 10.00	$ 8.00	20.00%	$ 0.48	$ 0.37	$ 0.26	$ 0.20	$ 0.17
7098B001	Océ Account Console	$ 1,000.00	$ 800.00	20.00%	$ 48.27	$ 37.12	$ 25.98	$ 20.44	$ 17.13
	Training/Implementation								
7653B046	Océ Color Series IPAK*	$ 2,188.00	$ 1,750.00	20.02%	$ 105.60	$ 81.20	$ 56.82	$ 44.71	$ 37.47
7615B273	Océ Custom Training (Half Day)	$ 1,869.00	$ 1,495.00	20.01%	$ 90.21	$ 69.37	$ 48.54	$ 38.20	$ 32.01
8376B007	Systems Integration Service (Full Day)	$ 2,188.00	$ 1,750.00	20.02%	$ 105.60	$ 81.20	$ 56.82	$ 44.71	$ 37.47
8376B003	Systems Integration Service (Half Day)	$ 1,869.00	$ 1,495.00	20.01%	$ 90.21	$ 69.37	$ 48.54	$ 38.20	$ 32.01
7615B261	Additional travel charge, >100 miles from Océ loc.	$ 375.00	$ 300.00	20.00%	$ 18.10	$ 13.92	$ 9.74	$ 7.67	$ 6.42
	Océ ColorWave 3600 Supplies								
CW65GRPKIT	ColorWave 5/7/35/37 Roll Grph Kit Initial Supply	$ 385.00	$ 373.45	3.00%	N/A	N/A	N/A	N/A	N/A
9712281	ColorWave 500 700 CAD Kit	$ 287.00	$ 278.39	3.00%	N/A	N/A	N/A	N/A	N/A
9712282	ColorWave 500 700 Graphics Kit	$ 568.00	$ 550.96	3.00%	N/A	N/A	N/A	N/A	N/A
4568C001	ColorWave 3600 Cyan TonerPearls	$ 289.00	$ 280.33	3.00%	N/A	N/A	N/A	N/A	N/A
4568C002	ColorWave 3600 Magenta TonerPearls	$ 289.00	$ 280.33	3.00%	N/A	N/A	N/A	N/A	N/A
4568C003	ColorWave 3600 Yellow TonerPearls	$ 269.00	$ 260.93	3.00%	N/A	N/A	N/A	N/A	N/A
4568C004	ColorWave 3600 Black TonerPearls	$ 269.00	$ 269.93	3.00%	N/A	N/A	N/A	N/A	N/A
	Océ ColorWave 3600 Maintenance/Repairs								
CW36KSV00KSF	CW36K Standard Base - 0 sqft per mo.	$ 147.00	$ 147.06						
CW36KSV2.5KSF	CW36K Standard Base - 2,500 sqft per mo.	$ 226.86	$ 226.86						
CW36KSV05KSF	CW36K Standard Base - 5,000 sqft per mo.	$ 340.86	$ 340.86						
CW36KSV10KSF	CW36K Standard Base - 10,000 sqft per mo.	$ 454.86	$ 454.86						
CW36KSV15KSF	CW36K Standard Base - 15,000 sqft per mo.	$ 568.86	$ 568.86						
CW36KSV25KSF	CW36K Standard Base - 25,000 sqft per mo.	$ 796.86	$ 796.86						
CW36KEP00KSF4	CW36K Toner Plan Base - 0 sqft per mo. includes 4 ctns toner per yr.	$ 254.22	$ 320.02						
CW36KEP00KSF6	CW36K Toner Plan Base - 0 sqft per mo. includes 6 ctns toner per yr.	$ 307.80	$ 349.66						
CW36KEP00KSF12	CW36K Toner Plan Base - 0 sqft per mo. includes 12 ctns toner per yr.	$ 467.40	$ 356.82						
CW36KEP00KSF24	CW36K Toner Plan Base - 0 sqft per mo. includes 24 ctns toner per yr.	$ 787.74	$ 580.86						
CW36KEP00KSF36	CW36K Toner Plan Base - 0 sqft per mo. includes 36 ctns toner per yr.	$ 1,108.08	$ 744.42						
CW36KEP2.5KSF4	CW36K Toner Plan Base - 2,500 sqft per mo. includes 4 ctns toner per yr.	$ 334.02	$ 291.84						
CW36KEP2.5KSF6	CW36K Toner Plan Base - 2,500 sqft per mo. includes 6 ctns toner per yr.	$ 387.60	$ 321.48						
CW36KEP2.5KSF12	CW36K Toner Plan Base - 2,500 sqft per mo. includes 12 ctns toner per yr.	$ 547.20	$ 428.64						
CW36KEP2.5KSF24	CW36K Toner Plan Base - 2,500 sqft per mo. includes 24 ctns toner per yr.	$ 867.54	$ 632.70						
CW36KEP2.5KSF36	CW36K Toner Plan Base - 2,500 sqft per mo. includes 36 ctns toner per yr.	$ 1,187.88	$ 816.24						
CW36KEP05KSF4	CW36K Toner Plan Base - 5,000 sqft per mo. includes 4 ctns toner per yr.	$ 448.02	$ 394.44						
CW36KEP05KSF6	CW36K Toner Plan Base - 5,000 sqft per mo. includes 6 ctns toner per yr.	$ 501.60	$ 424.08						
CW36KEP05KSF12	CW36K Toner Plan Base - 5,000 sqft per mo. includes 12 ctns toner per yr.	$ 661.20	$ 531.24						
CW36KEP05KSF24	CW36K Toner Plan Base - 5,000 sqft per mo. includes 24 ctns toner per yr.	$ 981.54	$ 735.30						

NASPO State: Florida

Item Code	Description	MSRP	Purchase Price	% off MSRP	Straight Lease Monthly Payments 18 Months	24 Months	36 Months	48 Months	60 Months
CW36KEP05KSF36	CW36K Toner Plan Base - 5,000 sqft per mo. includes 36 ctns toner per yr.	$ 1,301.88	$ 916.84						
CW36KEP10KSF4	CW36K Toner Plan Base - 10,000 sqft per mo. includes 4 ctns toner per yr.	$ 562.02	$ 497.04						
CW36KEP10KSF6	CW36K Toner Plan Base - 10,000 sqft per mo. includes 6 ctns toner per yr.	$ 615.60	$ 526.68						
CW36KEP10KSF12	CW36K Toner Plan Base - 10,000 sqft per mo. includes 12 ctns toner per yr.	$ 775.20	$ 633.84						
CW36KEP10KSF24	CW36K Toner Plan Base - 10,000 sqft per mo. includes 24 ctns toner per yr.	$ 1,095.54	$ 837.90						
CW36KEP10KSF36	CW36K Toner Plan Base - 10,000 sqft per mo. includes 36 ctns toner per yr.	$ 1,415.88	$ 1,021.44						
CW36KEP15KSF4	CW36K Toner Plan Base - 15,000 sqft per mo. includes 4 ctns toner per yr.	$ 676.02	$ 599.64						
CW36KEP15KSF6	CW36K Toner Plan Base - 15,000 sqft per mo. includes 6 ctns toner per yr.	$ 729.60	$ 629.28						
CW36KEP15KSF12	CW36K Toner Plan Base - 15,000 sqft per mo. includes 12 ctns toner per yr.	$ 889.20	$ 736.44						
CW36KEP15KSF24	CW36K Toner Plan Base - 15,000 sqft per mo. includes 24 ctns toner per yr.	$ 1,209.54	$ 940.50						
CW36KEP15KSF36	CW36K Toner Plan Base - 15,000 sqft per mo. includes 36 ctns toner per yr.	$ 1,529.88	$ 1,124.04						
CW36KEP25KSF4	CW36K Toner Plan Base - 25,000 sqft per mo. includes 4 ctns toner per yr.	$ 904.02	$ 804.84						
CW36KEP25KSF6	CW36K Toner Plan Base - 25,000 sqft per mo. includes 6 ctns toner per yr.	$ 957.60	$ 834.48						
CW36KEP25KSF12	CW36K Toner Plan Base - 25,000 sqft per mo. includes 12 ctns toner per yr.	$ 1,117.20	$ 941.64						
CW36KEP25KSF24	CW36K Toner Plan Base - 25,000 sqft per mo. includes 24 ctns toner per yr.	$ 1,437.54	$ 1,145.70						
CW36KEP25KSF36	CW36K Toner Plan Base - 25,000 sqft per mo. includes 36 ctns toner per yr.	$ 1,757.88	$ 1,329.24						
CW36KSV00KSF	CW36K Excess meter charge - 0 sqft per mo.	$ 0.05016	$ 0.05016						
CW36KSV2.5KSF	CW36K Excess meter charge - 2,500 sqft per mo.	$ 0.04674	$ 0.04674						
CW36KSV05KSF	CW36K Excess meter charge - 5,000 sqft per mo.	$ 0.04332	$ 0.04332						
CW36KSV10KSF	CW36K Excess meter charge - 10,000 sqft per mo.	$ 0.03648	$ 0.03648						
CW36KSV15KSF	CW36K Excess meter charge - 15,000 sqft per mo.	$ 0.02964	$ 0.02964						
CW36KSV25KSF	CW36K Excess meter charge - 25,000 sqft per mo.	$ 0.02280	$ 0.02280						
CW36K/38KZone 3	CW36K - Zone 3 Additional charge for remote locations (50+ miles)	$ 188.10	$ 188.10						
8782B015	Scanner Express IV	$ 45.60	$ 45.60						
3300C003	Folder Express 3011 V.3	$ 171.00	$ 171.00						
	† Additional delivery and installation (if ordered after initial delivery)								
3301C005	CW3500/3800 drawer 2 roll - Additional Delivery and Installation Fee	N/A	$ 455.00						
0053C002	ColorWave 500/700 Roll Holder 2" - Additional Delivery and Installation Fee	N/A	$ 35.00						
0053C003	ColorWave 500/700 Roll Holder 3" - Additional Delivery and Installation Fee	N/A	$ 35.00						
4754C001	Stacker Select - Additional Delivery and Installation Fee	N/A	$ 245.00						
3301C015	Folder Connection Kit 3 - Additional Delivery and Installation Fee	N/A	$ 500.00						
0053C013	Additional Hard Drive for CW500/700 Removable Hard Drive Kit - Additional Delivery and Installation Fee	N/A	$ 216.00						
4570C003	CW3600 PDF / APPE	N/A	$ 25.00						
• "†" Additional delivery and installation applies to system options if ordered after initial delivery									
• "**" Required with every base unit.									
• Zone 3 premium applicable to any installations from 51-100 miles of CSA service point									
• Delivery & Installation included in price of equipment									
• Includes 3 month warranty - excess usage billed at 0 per sqft after 15,000 sqft									
• Service pricing is fixed 60 Months from start of maintenance contract									
Océ ColorWave 3800 4 Roll Printer Set									
4638C002	ColorWave 3800 4 Roll Printer	$ 44,990.00	$ 26,063.00	42.07%	$ 1,572.64	$ 1,209.32	$ 846.27	$ 685.91	$ 558.01
4569C005	CW3800 License	$ 4,600.00	$ 2,300.00	50.00%	$ 138.78	$ 106.72	$ 74.68	$ 56.77	$ 49.24
3772V856	CW3800 install	$ 1,380.00	$ 695.00	50.00%	$ 41.94	$ 32.25	$ 22.57	$ 17.76	$ 14.88
4570C002	CW3800 App+License	$ -	$ -	0.00%	$ -	$ -	$ -	$ -	$ -
45-9400A	TDS Initial Supplies (1ea=1ctn=2rl)	$ 40.00	$ 40.00	0.00%	$ 2.41	$ 1.86	$ 1.30	$ 1.02	$ 0.86
9713362A	ColorWave 500/600/3000 Initial Supplies A	$ 40.00	$ 40.00	0.00%	$ 2.41	$ 1.86	$ 1.30	$ 1.02	$ 0.86
3301C008	Top Cover Printer 2	$ 570.00	$ 300.00	47.37%	$ 18.10	$ 13.92	$ 9.74	$ 7.67	$ 6.42
3301C007	Rear Receiving Rack 2	$ -	$ -	0.00%	$ -	$ -	$ -	$ -	$ -
	Océ ColorWave 3800 4 Roll Printer Set Total	**$51,630.00**	**$29,438.00**	**42.98%**	**$1,776.28**	**$1,365.93**	**$955.86**	**$752.15**	**$630.27**
Océ ColorWave 3800 4 Roll MFP Set									
4638C002	ColorWave 3800 4 Roll Printer	$ 44,990.00	$ 26,063.00	42.07%	$ 1,572.64	$ 1,209.32	$ 846.27	$ 685.91	$ 558.01
4569C005	CW3800 License	$ 4,600.00	$ 2,300.00	50.00%	$ 138.78	$ 106.72	$ 74.68	$ 56.77	$ 49.24
3772V856	CW3800 install	$ 1,380.00	$ 695.00	50.00%	$ 41.94	$ 32.25	$ 22.57	$ 17.76	$ 14.88
4570C002	CW3800 App+License	$ -	$ -	0.00%	$ -	$ -	$ -	$ -	$ -
45-9400A	TDS Initial Supplies (1ea=1ctn=2rl)	$ 40.00	$ 40.00	0.00%	$ 2.41	$ 1.86	$ 1.30	$ 1.02	$ 0.86
9713362A	ColorWave 500/600/3000 Initial Supplies A	$ 40.00	$ 40.00	0.00%	$ 2.41	$ 1.86	$ 1.30	$ 1.02	$ 0.86
3301C009	Rear Cover Scanner 2	$ 310.00	$ 160.00	48.39%	$ 9.65	$ 7.42	$ 5.20	$ 4.09	$ 3.43
4260C005	Scanner Express IV Activation License 1	$ 1,300.00	$ 795.00	38.85%	$ 47.97	$ 36.89	$ 25.81	$ 20.31	$ 17.02
3301C007	Rear Receiving Rack 2	$ -	$ -	0.00%	$ -	$ -	$ -	$ -	$ -
	Océ ColorWave 3800 4 Roll MFP Set Total	**$52,670.00**	**$30,093.00**	**42.87%**	**$1,815.80**	**$1,396.32**	**$977.13**	**$788.88**	**$644.30**
	Océ ColorWave 3800 Optional Accessories								
3301C005	CW3500/3700 drawer 2 roll †	$ 7,200.00	$ 5,760.00	20.00%	$ 347.56	$ 267.26	$ 187.03	$ 147.17	$ 123.32
0053C002	ColorWave 500/700 Roll Holder 2" †	$ 250.00	$ 200.00	20.00%	$ 12.07	$ 9.28	$ 6.49	$ 5.11	$ 4.28
0053C003	ColorWave 500/700 Roll Holder 3" †	$ 250.00	$ 200.00	20.00%	$ 12.07	$ 9.28	$ 6.49	$ 5.11	$ 4.28
0053C007	Field Install Packing	$ 1,900.00	$ 1,520.00	20.00%	$ 91.72	$ 70.53	$ 49.35	$ 38.84	$ 32.54
Stacker Select Set									
4754C001	Stacker Select	$ 2,410.00	$ 1,928.00	20.00%	$ 116.34	$ 89.46	$ 62.60	$ 49.26	$ 41.28
3301C016	Stacker Select Connection Kit 2	$ 323.00	$ 258.00	20.12%	$ 15.57	$ 11.97	$ 8.38	$ 6.59	$ 5.52
1202869	Power Cord C13 (N5/15)	$ -	$ -	0.00%	$ -	$ -	$ -	$ -	$ -
	Stacker Select Set Total	**$2,733.00**	**$2,186.00**	**20.01%**	**$131.91**	**$101.43**	**$70.98**	**$55.85**	**$46.80**
Océ 3011 Folder Set									
3300C003	Folder Express-3011 V.3	$ 24,800.00	$ 21,315.00	14.05%	$ 1,286.15	$ 989.02	$ 692.10	$ 544.60	$ 456.35
3299C008	Folder Express 3011 ColorWave License (req. w/ 3300C003)	$ -	$ -	0.00%	$ -	$ -	$ -	$ -	$ -
8985B023	Printer Cable USA (C13) N5/15	$ -	$ -	0.00%	$ -	$ -	$ -	$ -	$ -
3301C015	Folder Connection Kit 3	$ 1,400.00	$ 1,120.00	20.00%	$ 67.58	$ 51.97	$ 36.37	$ 28.62	$ 23.98
	Oce 3011 Folder Set Total	**$26,200.00**	**$22,435.00**	**14.37%**	**$1,353.73**	**$1,040.99**	**$728.47**	**$573.22**	**$480.33**
	Security								
3301C006	RHD kit 2	$ 970.00	$ 776.00	20.00%	$ 46.82	$ 36.01	$ 25.20	$ 19.83	$ 16.61
0053C013	Additional Hard Drive for CW500/700 Removable Hard Drive Kit †	$ 350.00	$ 280.00	20.00%	$ 16.90	$ 12.99	$ 9.09	$ 7.15	$ 5.99
	Software								
4570C001	CW3800 PDF	$ 3,500.00	$ 2,800.00	20.00%	$ 168.95	$ 129.92	$ 90.92	$ 71.54	$ 59.95
0054C002	Partner App Enabler	$ 600.00	$ 480.00	20.00%	$ 28.96	$ 22.27	$ 15.59	$ 12.26	$ 10.28
0054C004	Admin Log On	$ 10.00	$ 8.00	20.00%	$ 0.48	$ 0.37	$ 0.26	$ 0.20	$ 0.17
7099B001	Océ Account Console	$ 1,000.00	$ 800.00	20.00%	$ 48.27	$ 37.12	$ 25.98	$ 20.44	$ 17.13
	Training/Implementation								
7653B046	Océ Color Series IPAK*	$ 2,188.00	$ 1,750.00	20.02%	$ 105.60	$ 81.20	$ 56.82	$ 44.71	$ 37.47
7615B273	Océ Custom Training (Half Day)	$ 1,869.00	$ 1,495.00	20.01%	$ 90.21	$ 69.37	$ 48.54	$ 38.20	$ 32.01
8376B007	Systems Integration Service (Full Day)	$ 2,188.00	$ 1,750.00	20.02%	$ 105.60	$ 81.20	$ 56.82	$ 44.71	$ 37.47
8376B003	Systems Integration Service (Half Day)	$ 1,869.00	$ 1,495.00	20.01%	$ 90.21	$ 69.37	$ 48.54	$ 38.20	$ 32.01
7615B261	Additional travel charge, >100 miles from Océ loc.	$ 375.00	$ 300.00	20.00%	$ 18.10	$ 13.92	$ 9.74	$ 7.67	$ 6.42
	Océ ColorWave 3800 Supplies								
CW85GRPKIT	ColorWave 577/3637 Rbl Grph Kit Initial Supply	$ 385.00	$ 373.45	3.00%	N/A	N/A	N/A	N/A	N/A
9712281	ColorWave 500 700 CAD Kit	$ 287.00	$ 278.39	3.00%	N/A	N/A	N/A	N/A	N/A
9712282	ColorWave 500 700 Graphics Kit	$ 568.00	$ 550.96	3.00%	N/A	N/A	N/A	N/A	N/A
4566C009	ColorWave 3000+ Cyan TonerPearls	$ 189.00	$ 99.00	47.62%	N/A	N/A	N/A	N/A	N/A
4568C010	ColorWave 3000+ Magenta TonerPearls	$ 189.00	$ 99.00	47.62%	N/A	N/A	N/A	N/A	N/A
4566C011	ColorWave 3000+ Yellow TonerPearls	$ 189.00	$ 99.00	47.62%	N/A	N/A	N/A	N/A	N/A
4568C012	ColorWave 3000+ Black TonerPearls	$ 189.00	$ 99.00	47.62%	N/A	N/A	N/A	N/A	N/A
	Océ ColorWave 3800 Maintenance/Repairs								
CW38KSV05KSF	CW38K Standard Base - 5,000 sqft per mo.	$ 340.86	$ 340.86						
CW38KSV10KSF	CW38K Standard Base - 10,000 sqft per mo.	$ 454.86	$ 454.86						
CW38KSV15KSF	CW38K Standard Base - 15,000 sqft per mo.	$ 568.86	$ 568.86						
CW38KSV25KSF	CW38K Standard Base - 25,000 sqft per mo.	$ 796.86	$ 796.86						
CW38KEP05KSF8	CW38K EasyPACll 5,000 SF per mo. Includes 8 ctns toner per yr.	$ 493.62	$ 378.48						
CW38KEP05KSF16	CW38K EasyPACll 5,000 SF per mo. Includes 16 ctns toner per yr.	$ 646.38	$ 450.30						
CW38KEP05KSF32	CW38K EasyPACll 5,000 SF per mo. Includes 32 ctns toner per yr.	$ 951.90	$ 592.80						
CW38KEP05KSF48	CW38K EasyPACll 5,000 SF per mo. Includes 48 ctns toner per yr.	$ 1,257.42	$ 735.30						
CW38KEP05KSF64	CW38K EasyPACll 5,000 SF per mo. Includes 64 ctns toner per yr.	$ 1,562.94	$ 878.94						
CW38KEP10KSF8	CW38K EasyPACll 10,000 SF per mo. Includes 8 ctns toner per yr.	$ 607.62	$ 481.08						
CW38KEP10KSF16	CW38K EasyPACll 10,000 SF per mo. Includes 16 ctns toner per yr.	$ 760.38	$ 552.90						
CW38KEP10KSF32	CW38K EasyPACll 10,000 SF per mo. Includes 32 ctns toner per yr.	$ 1,065.90	$ 695.40						
CW38KEP10KSF48	CW38K EasyPACll 10,000 SF per mo. Includes 48 ctns toner per yr.	$ 1,371.42	$ 837.90						
CW38KEP10KSF64	CW38K EasyPACll 10,000 SF per mo. Includes 64 ctns toner per yr.	$ 1,676.94	$ 981.54						
CW38KEP15KSF8	CW38K EasyPACll 15,000 SF per mo. Includes 8 ctns toner per yr.	$ 721.62	$ 583.68						
CW38KEP15KSF16	CW38K EasyPACll 15,000 SF per mo. Includes 16 ctns toner per yr.	$ 874.38	$ 655.50						
CW38KEP15KSF32	CW38K EasyPACll 15,000 SF per mo. Includes 32 ctns toner per yr.	$ 1,179.90	$ 798.00						
CW38KEP15KSF48	CW38K EasyPACll 15,000 SF per mo. Includes 48 ctns toner per yr.	$ 1,485.42	$ 940.50						
CW38KEP15KSF64	CW38K EasyPACll 15,000 SF per mo. Includes 64 ctns toner per yr.	$ 1,790.94	$ 1,084.14						
CW38KEP25KSF8	CW38K EasyPACll 25,000 SF per mo. Includes 8 ctns toner per yr.	$ 949.62	$ 786.88						
CW38KEP25KSF16	CW38K EasyPACll 25,000 SF per mo. Includes 16 ctns toner per yr.	$ 1,102.38	$ 860.70						
CW38KEP25KSF32	CW38K EasyPACll 25,000 SF per mo. Includes 32 ctns toner per yr.	$ 1,407.90	$ 1,003.20						
CW38KEP25KSF48	CW38K EasyPACll 25,000 SF per mo. Includes 48 ctns toner per yr.	$ 1,713.42	$ 1,145.70						
CW38KEP25KSF64	CW38K EasyPACll 25,000 SF per mo. Includes 64 ctns toner per yr.	$ 2,018.94	$ 1,289.34						

NASPO State: Florida

Item Code	Description	MSRP	Purchase Price	% off MSRP	Straight Lease Monthly Payments 18 Months	24 Months	36 Months	48 Months	60 Months
CW38KSV05KSF	CW38K Excess meter charge - 5,000 sqft per mo.	$ 0.04332	$ 0.04332						
CW38KSV10KSF	CW38K Excess meter charge - 10,000 sqft per mo.	$ 0.03648	$ 0.03648						
CW38KSV15KSF	CW38K Excess meter charge - 15,000 sqft per mo.	$ 0.02964	$ 0.02964						
CW38KSV25KSF	CW38K Excess meter charge - 25,000 sqft per mo.	$ 0.02280	$ 0.02280						
CW36K/38KZone 3	CW36K/38K - Zone 3: Additional charge for remote locations (50+ miles)	$ 188.10	$ 188.10						
8782B015	Scanner Express IV	$ 45.60	$ 45.60						
3300C003	Folder Express 3011 V.3	$ 171.00	$ 171.00						
	† Additional delivery and installation (if ordered after initial delivery)								
3301C005	CW3500/3800 drawer 2 roll - Additional Delivery and Installation Fee	N/A	$455.00						
0053C002	ColorWave 500/700 Roll Holder 2" - Additional Delivery and Installation Fee	N/A	$35.00						
0053C003	ColorWave 500/700 Roll Holder 3" - Additional Delivery and Installation Fee	N/A	$35.00						
4754C001	Stacker Select - Additional Delivery and Installation Fee	N/A	$245.00						
3301C015	Folder Connection Kit 3 - Additional Delivery and Installation Fee	N/A	$500.00						
0053C013	Additional Hard Drive for CW500/700 Removable Hard Drive Kit - Additional Delivery and Installation Fee	N/A	$216.00						
4570C001	CW3800 PDF	N/A	$25.00						
• "† " Additional delivery and installation applies to system options if ordered after initial delivery									
• "*" Required with every base unit.									
• Zone 3 premium applicable to any installations from 51-100 miles of CSA service point									
• Delivery & Installation included in price of equipment									
• Includes 3 month warranty - excess usage billed at 0 per sqft after 30,000 sqft									
• Service pricing is fixed 60 Months from start of maintenance contract									
	DISPLAY GRAPHICS								
Colorado 1650									
1962C010	Océ Colorado 1650 Printer	$ 69,995.00	$ 58,000.00	17.14%	$ 3,499.72	$ 2,691.20	$ 1,883.26	$ 1,481.90	$ 1,241.78
1965C061	UVgel 460 Ink Kit	$ 1,320.00	$ 1,160.00	12.12%	$ 69.99	$ 53.82	$ 37.67	$ 29.64	$ 24.84
3226V245	Océ Colorado 16XX Installation Kit	$ 350.00	$ 350.00	0.00%	$ 21.12	$ 16.24	$ 11.36	$ 8.94	$ 7.49
8357B894	8 mil UV Glossy Photo 54x164 3C 1 ctn kit	$ 125.00	$ 125.00	0.00%	$ 7.54	$ 5.80	$ 4.06	$ 3.19	$ 2.68
3228V108	Océ Colorado 16XX Filter (Requires 2)	$ 298.00	$ 298.00	0.00%	$ 17.98	$ 13.83	$ 9.68	$ 7.61	$ 6.38
	Colorado 1650 Total	**$72,008.00**	**$59,933.00**	**16.77%**	**$3,616.35**	**$2,780.89**	**$1,946.03**	**$1,531.28**	**$1,283.17**
• Delivery & Installation included in price of equipment									
	Colorado 1650 Options								
3228V108	Océ Colorado 16XX Filter (Requires 2) †	$ 149.00	$ 149.00	0.00%	$ 8.99	$ 6.91	$ 4.84	$ 3.81	$ 3.19
3228V109	Océ Colorado 16XX Knife †	$ 79.00	$ 79.00	0.00%	$ 4.77	$ 3.67	$ 2.57	$ 2.02	$ 1.69
1965C016	Océ Colorado 16XX Maintenance tray (5pcs) †	$ 30.00	$ 30.00	0.00%	$ 1.81	$ 1.39	$ 0.97	$ 0.77	$ 0.64
1963C001	Océ Colorado 16XX Feed Media Shaft 3 inch †	$ 267.00	$ 267.00	0.00%	$ 16.11	$ 12.39	$ 8.67	$ 6.82	$ 5.72
1963C002	Océ Colorado 16XX Take-up Media Shaft 3 inch †	$ 216.00	$ 216.00	0.00%	$ 13.03	$ 10.02	$ 7.01	$ 5.52	$ 4.62
	Colorado 1650 Supplies								
1070052482	Uvgel 415 Printheast (1 pcs)	$ 4,000.00	$ 4,000.00	0.00%	N/A	N/A	N/A	N/A	N/A
1965C038	Uvgel 460 Ink Cyan 2x1L	$ 330.00	$ 310.00	6.06%	N/A	N/A	N/A	N/A	N/A
1965C039	Uvgel 460 Ink Magenta 2x1L	$ 330.00	$ 310.00	6.06%	N/A	N/A	N/A	N/A	N/A
1965C040	Uvgel 460 Ink Yellow 2x1L	$ 330.00	$ 310.00	6.06%	N/A	N/A	N/A	N/A	N/A
1965C041	Uvgel 460 Ink Black 2x1L	$ 330.00	$ 310.00	6.06%	N/A	N/A	N/A	N/A	N/A
	Training/Implementation								
3599V159	Océ Colorado 1650 tPAK	$ 2,188.00	$ 1,750.00	20.02%	$ 105.60	$ 81.20	$ 56.82	$ 44.71	$ 37.47
8376B007	Systems Integration Service (Full Day)	$ 2,188.00	$ 1,750.00	20.02%	$ 105.60	$ 81.20	$ 56.82	$ 44.71	$ 37.47
8376B003	Systems Integration Service (Half Day)	$ 1,869.00	$ 1,495.00	20.01%	$ 90.21	$ 69.37	$ 48.54	$ 38.20	$ 32.01
8376B001	Project Management Service (Full Day)	$ 3,063.00	$ 2,450.00	20.01%	$ 147.83	$ 113.68	$ 79.55	$ 62.60	$ 52.45
8376B008	Project Management Service (Half Day)	$ 1,869.00	$ 1,495.00	20.01%	$ 90.21	$ 69.37	$ 48.54	$ 38.20	$ 32.01
	Colorado 1650 Service Only Maintenance/Repairs *								
CO1650SV06KSF	CO1650 Service Only 6,000 SF per mo.	$ 250.80	$ 250.80						
CO1650SV08KSF	CO1650 Service Only 8,000 SF per mo.	$ 282.72	$ 282.72						
CO1650SV10KSF	CO1650 Service Only 10,000 SF per mo.	$ 316.92	$ 316.92						
CO1650SV25KSF	CO1650 Service Only 25,000 SF per mo.	$ 474.24	$ 474.24						
CO1650SV50KSF	CO1650 Service Only 50,000 SF per mo.	$ 664.62	$ 664.62						
CO1650SVUnlimitedSF	CO1650 Service Only unlimited SF per mo.	$ 853.86	$ 853.86						
CO1650SV06KSF	CO1650 Excess Meter Charge 6,000 SF per mo.	$ 0.03306	0.03306						
CO1650SV08KSF	CO1650 Excess Meter Charge 8,000 SF per mo.	$ 0.02850	0.02850						
CO1650SV10KSF	CO1650 Excess Meter Charge 10,000 SF per mo.	$ 0.02508	0.02508						
CO1650SV25KSF	CO1650 Excess Meter Charge 25,000 SF per mo.	$ 0.01482	0.01482						
CO1650SV50KSF	CO1650 Excess Meter Charge 50,000 SF per mo.	$ 0.01140	0.01140						
CO1650SVUnlimitedSF	CO1650 Excess Meter Charge unlimited SF per mo.	Unlimited	Unlimited						
CO1640/1650Zone 4	CO1640/1650 - Zone 4: Additional charge for remote locations (50+ miles)	$ 142.50	$ 142.50						
	† Additional delivery and installation (if ordered after initial delivery)								
3228V108	Océ Colorado 16XX Filter (Requires 2)	N/A	$50.00						
3228V109	Océ Colorado 16XX Knife	N/A	$15.00						
1965C016	Océ Colorado 16XX Maintenance tray (5pcs)	N/A	$20.00						
1963C001	Océ Colorado 16XX Feed Media Shaft 3 inch	N/A	$30.00						
1963C002	Océ Colorado 16XX Take-up Media Shaft 3 inch	N/A	$30.00						
• "† " Additional delivery and installation applies to system options if ordered after initial delivery									
• Zone 4 premium applicable to any installations from 51-100 miles of CSA service point									
• Delivery & Installation included in price of equipment									
• Includes 12 month warranty									
• Service pricing is fixed 60 Months from start of maintenance contract									
	Colorado 1650 Print Head Included Service Maintenance/Repairs **								
CO1650PH06KSF	CO1650 Print Head Included 6,000 SF per mo.	$ 456.00	$ 456.00						
CO1650PH08KSF	CO1650 Print Head Included 8,000 SF per mo.	$ 556.32	$ 556.32						
CO1650PH10KSF	CO1650 Print Head Included 10,000 SF per mo.	$ 658.92	$ 658.92						
CO1650PH25KSF	CO1650 Print Head Included 25,000 SF per mo.	$ 1,329.24	$ 1,329.24						
CO1650PH50KSF	CO1650 Print Head Included 50,000 SF per mo.	$ 2,374.62	$ 2,374.62						
CO1650PH06KSF	CO1650 Print Head Included Excess Meter Charge 6,000 SF per mo.	$ 0.06726	$ 0.06726						
CO1650PH08KSF	CO1650 Print Head Included Excess Meter Charge 8,000 SF per mo.	$ 0.06270	$ 0.06270						
CO1650PH10KSF	CO1650 Print Head Included Excess Meter Charge 10,000 SF per mo.	$ 0.05928	$ 0.05928						
CO1650PH25KSF	CO1650 Print Head Included Excess Meter Charge 25,000 SF per mo.	$ 0.04902	$ 0.04902						
CO1650PH50KSF	CO1650 Print Head Included Excess Meter Charge 50,000 SF per mo.	$ 0.04560	$ 0.04560						
• Zone 4 premium applicable to any installations from 51-100 miles of CSA service point									
• ** Includes 12 month warranty with excess billed at $.03 per sqft during warranty period									
• Service pricing is fixed 60 Months from start of maintenance contract									
	Colorado 1650 Print Head Included Service Maintenance/Repairs ***								
CO1650EPL06KSF192	CO1650 COEZP lite Program 6,000 SF per mo. Includes service, print heads & ink	$ 1,368.00	$ 1,368.00						
CO1650EPL08KSF256	CO1650 COEZP lite Program 8,000 SF per mo. Includes service, print heads & ink	$ 1,641.60	$ 1,641.60						
CO1650EPL10KSF320	CO1650 COEZP lite Program 10,000 SF per mo. Includes service, print heads & ink	$ 2,052.00	$ 2,052.00						
CO1650EPL25KSF800	CO1650 COEZP lite Program 25,000 SF per mo. Includes service, print heads & ink	$ 5,130.00	$ 5,130.00						
CO1650EPL50KSF1600	CO1650 COEZP lite Program 50,000 SF per mo. Includes service, print heads & ink	$ 10,260.00	$ 10,260.00						
CO1650EPL06KSF192	CO1650 COEZP lite Program Excess Meter Charge 6,000 SF per mo.	$ 0.22800	$ 0.22800						
CO1650EPL08KSF256	CO1650 COEZP lite Program Excess Meter Charge 8,000 SF per mo.	$ 0.20520	$ 0.20520						
CO1650EPL10KSF320	CO1650 COEZP lite Program Excess Meter Charge 10,000 SF per mo.	$ 0.20520	$ 0.20520						
CO1650EPL25KSF800	CO1650 COEZP lite Program Excess Meter Charge 25,000 SF per mo.	$ 0.20520	$ 0.20520						
CO1650EPL50KSF1600	CO1650 COEZP lite Program Excess Meter Charge 50,000 SF per mo.	$ 0.20520	$ 0.20520						
• Zone 4 premium applicable to any installations from 51-100 miles of CSA service point									
• *** Service with print heads and ink begins upon installation. Unused sqft volume is rolled into the next billing period (100% rollover)									
• Service pricing is fixed 60 Months from start of maintenance contract									
	Software								
	eCopy								
	eCopy ShareScan Elements Embedded with Per Unit License Key								
6315AK74AA	eCopy ShareScan V6 Elements Embedded, 1 yr Maintenance and Support	$ 575.00	$ 460.00	20.00%	N/A	N/A	N/A	N/A	N/A
6315AK75AA	eCopy ShareScan V6 Elements Embedded, 3 yrs Maintenance and Support	$ 698.00	$ 558.40	20.00%	N/A	N/A	$ 18.13	N/A	N/A
6315AK76AA	eCopy ShareScan V6 Elements Embedded, 4 yrs Maintenance and Support	$ 759.00	$ 607.20	20.00%	N/A	N/A	N/A	$ 15.51	N/A
6315AK77AA	eCopy ShareScan V6 Elements Embedded, 5 yrs Maintenance and Support	$ 821.00	$ 656.80	20.00%	N/A	N/A	N/A	N/A	$ 14.06
	eCopy ShareScan Office Embedded with Per Unit License Key								
6315AK37AA	eCopy ShareScan V6 Office Embedded, 1 yr M&S	$ 1,674.00	$ 1,339.20	20.00%	N/A	N/A	N/A	N/A	N/A
6315AK38AA	eCopy ShareScan V6 Office Embedded, 3 yrs M&S	$ 2,033.00	$ 1,626.40	20.00%	N/A	N/A	$ 52.81	N/A	N/A
6315AK39AA	eCopy ShareScan V6 Office Embedded, 4 yrs M&S	$ 2,205.00	$ 1,764.00	20.00%	N/A	N/A	N/A	$ 45.07	N/A
6315AK40AA	eCopy ShareScan V6 Office Embedded, 5 yrs M&S	$ 2,370.00	$ 1,896.00	20.00%	N/A	N/A	N/A	N/A	$ 40.59
	eCopy ShareScan Suite Embedded with Per Unit License Key								
6315AK11AA	eCopy ShareScan V6 Suite Embedded, 1 yr M&S	$ 3,354.00	$ 2,683.20	20.00%	N/A	N/A	N/A	N/A	N/A
6315AK13AA	eCopy ShareScan V6 Suite Embedded, 3 yrs M&S	$ 4,073.00	$ 3,258.40	20.00%	N/A	N/A	$ 105.80	N/A	N/A
6315AK15AA	eCopy ShareScan V6 Suite Embedded, 4 yrs M&S	$ 4,417.00	$ 3,533.80	20.00%	N/A	N/A	N/A	$ 90.28	N/A
6315AK16AA	eCopy ShareScan V6 Suite Embedded, 5 yrs M&S	$ 4,747.00	$ 3,797.60	20.00%	N/A	N/A	N/A	N/A	$ 81.31
	eCopy ShareScan Elements Embedded with Volume License Key - Pricing Per Unit								
6315AK82AA	eCopy ShareScan V6 Elements – Volume (3-24 units) - 1 YR M&S	$ 457.00	$ 365.60	20.00%	N/A	N/A	N/A	N/A	N/A
6315AK83AA	eCopy ShareScan V6 Elements – Volume (3-24 units) - 3 YR M&S	$ 580.00	$ 464.00	20.00%	N/A	N/A	$ 15.07	N/A	N/A
6315AK84AA	eCopy ShareScan V6 Elements – Volume (3-24 units) - 4 YR M&S	$ 641.00	$ 512.80	20.00%	N/A	N/A	N/A	$ 13.10	N/A
6315AK85AA	eCopy ShareScan V6 Elements – Volume (3-24 units) - 5 YR M&S	$ 703.00	$ 562.40	20.00%	N/A	N/A	N/A	N/A	$ 12.04
6315AK86AA	eCopy ShareScan V6 Elements – Volume (25-49 units) - 1 YR M&S	$ 417.00	$ 333.60	20.00%	N/A	N/A	N/A	N/A	N/A

NASPO State: Florida

					Straight Lease Monthly Payments				
Item Code	Description	MSRP	Purchase Price	% off MSRP	18 Months	24 Months	36 Months	48 Months	60 Months
6315AK87AA	eCopy ShareScan V6 Elements - Volume (25-49 units) - 3 YR M&S	$ 540.00	$ 432.00	20.00%	N/A	N/A	$ 14.03	N/A	N/A
6315AK88AA	eCopy ShareScan V6 Elements - Volume (25-49 units) - 4 YR M&S	$ 681.00	$ 480.80	20.00%	N/A	N/A	N/A	$ 12.28	N/A
6315AK89AA	eCopy ShareScan V6 Elements - Volume (25-49 units) - 5 YR M&S	$ 663.00	$ 530.40	20.00%	N/A	N/A	N/A	N/A	$ 11.36
	eCopy ShareScan Office Embedded with Volume License Key - Pricing Per Unit								
6315AK45AA	eCopy ShareScan V6 Office - Volume License - 3-24 units - 1 yr Maintenance & Support	$ 1,151.00	$ 920.80	20.00%	N/A	N/A	N/A	N/A	N/A
6315AK46AA	eCopy ShareScan V6 Office - Volume License - 3-24 units - 3 yrs Maintenance & Support	$ 1,509.00	$ 1,207.20	20.00%	N/A	N/A	$ 39.20	N/A	N/A
6315AK48AA	eCopy ShareScan V6 Office - Volume License - 3-24 units - 4 yrs Maintenance & Support	$ 1,688.00	$ 1,350.40	20.00%	N/A	N/A	N/A	$ 34.50	N/A
6315AK52AA	eCopy ShareScan V6 Office - Volume License - 3-24 units - 5 yrs Maintenance & Support	$ 1,867.00	$ 1,493.60	20.00%	N/A	N/A	N/A	N/A	$ 31.98
6315AK54AA	eCopy ShareScan V6 Office - Volume License - 25-49 units - 1 yr Maintenance & Support	$ 1,076.00	$ 860.80	20.00%	N/A	N/A	N/A	N/A	N/A
6315AK67AA	eCopy ShareScan V6 Office - Volume License - 25-49 units - 3 yrs Maintenance & Support	$ 1,434.00	$ 1,147.20	20.00%	N/A	N/A	$ 37.25	N/A	N/A
6315AK68AA	eCopy ShareScan V6 Office - Volume License - 25-49 units - 4 yrs Maintenance & Support	$ 1,613.00	$ 1,290.40	20.00%	N/A	N/A	N/A	$ 32.97	N/A
6315AK69AA	eCopy ShareScan V6 Office - Volume License - 25-49 units - 5 yrs Maintenance & Support	$ 1,792.00	$ 1,433.60	20.00%	N/A	N/A	N/A	N/A	$ 30.69
	eCopy ShareScan Suite Embedded with Volume License Key - Pricing Per Unit								
6315AK25AA	eCopy ShareScan V6 Suite - Volume License - 3-24 units - 1 yr Maintenance & Support	$ 2,156.00	$ 1,724.80	20.00%	N/A	N/A	N/A	N/A	N/A
6315AK26AA	eCopy ShareScan V6 Suite - Volume License - 3-24 units - 3 yrs Maintenance & Support	$ 2,874.00	$ 2,299.20	20.00%	N/A	N/A	$ 74.86	N/A	N/A
6315AK27AA	eCopy ShareScan V6 Suite - Volume License - 3-24 units - 4 yrs Maintenance & Support	$ 3,233.00	$ 2,586.40	20.00%	N/A	N/A	N/A	$ 66.08	N/A
6315AK28AA	eCopy ShareScan V6 Suite - Volume License - 3-24 units - 5 yrs Maintenance & Support	$ 3,592.00	$ 2,873.60	20.00%	N/A	N/A	N/A	N/A	$ 61.52
6315AK29AA	eCopy ShareScan V6 Suite - Volume License - 25-49 units - 1 yr Maintenance & Support	$ 2,006.00	$ 1,604.80	20.00%	N/A	N/A	N/A	N/A	N/A
6315AK30AA	eCopy ShareScan V6 Suite - Volume License - 25-49 units - 3 yrs Maintenance & Support	$ 2,724.00	$ 2,179.20	20.00%	N/A	N/A	$ 70.76	N/A	N/A
6315AK31AA	eCopy ShareScan V6 Suite - Volume License - 25-49 units - 4 yrs Maintenance & Support	$ 3,083.00	$ 2,466.40	20.00%	N/A	N/A	N/A	$ 63.02	N/A
6315AK32AA	eCopy ShareScan V6 Suite - Volume License - 25-49 units - 5 yrs Maintenance & Support	$ 3,442.00	$ 2,753.60	20.00%	N/A	N/A	N/A	N/A	$ 58.95
	eCopy ShareScan Enterprise Embedded with Volume License Key - Pricing Per Unit								
6315AK06AA	eCopy ShareScan V6 Enterprise - Volume License - 50+ units - 1 yr Maintenance & Support	$ 588.00	$ 470.40	20.00%	N/A	N/A	N/A	N/A	N/A
6315AK07AA	eCopy ShareScan V6 Enterprise - Volume License - 50+ units - 3 yrs Maintenance & Support	$ 714.00	$ 571.20	20.00%	N/A	N/A	$ 18.55	N/A	N/A
6315AK08AA	eCopy ShareScan V6 Enterprise - Volume License - 50+ units - 4 yrs Maintenance & Support	$ 777.00	$ 621.60	20.00%	N/A	N/A	N/A	$ 15.88	N/A
6315AK10AA	eCopy ShareScan V6 Enterprise- Volume License - 50+ units - 5 yrs Maintenance & Support	$ 840.00	$ 672.00	20.00%	N/A	N/A	N/A	N/A	$ 14.39
	eCopy ScanStation Suite for imageRUNNER/imageRUNNER ADVANCE/imagePRESS Devices								
6315AR10AA	eCopy ScanStation V6 Suite for MFPs 1 yr M&S	$ 5,795.00	$ 4,636.00	20.00%	N/A	N/A	N/A	N/A	N/A
6315AR11AA	eCopy ScanStation V6 Suite for MFPs 3 yrs M&S	$ 6,802.00	$ 5,441.60	20.00%	N/A	N/A	$ 176.69	N/A	N/A
6315AR12AA	eCopy ScanStation V6 Suite for MFPs 4 yrs M&S	$ 7,284.00	$ 5,827.20	20.00%	N/A	N/A	N/A	$ 148.88	N/A
6315AR13AA	eCopy ScanStation V6 Suite for MFPs 5 yrs M&S	$ 7,746.00	$ 6,196.80	20.00%	N/A	N/A	N/A	N/A	$ 132.67
	Connectors & Extenders for eCopy ShareScan - Per Unit License Key								
6315AK57AA	Connectors Access Licenses for eCopy ShareScan V6 with Per Unit License Key Connector Access License Tier A 1 yr Main	$ 890.00	$ 712.00	20.00%	N/A	N/A	N/A	N/A	N/A
6315AK58AA	Connectors Access Licenses for eCopy ShareScan V6 with Per Unit License Key Connector Access License Tier A 3 yrs Mai	$ 1,081.00	$ 864.80	20.00%	N/A	N/A	$ 28.08	N/A	N/A
6315AK59AA	Connectors Access Licenses for eCopy ShareScan V6 with Per Unit License Key Connector Access License Tier A 4 yrs Mai	$ 1,172.00	$ 937.60	20.00%	N/A	N/A	N/A	$ 23.96	N/A
6315AK60AA	Connectors Access Licenses for eCopy ShareScan V6 with Per Unit License Key Connector Access License Tier A 5 yrs Mai	$ 1,260.00	$ 1,008.00	20.00%	N/A	N/A	N/A	N/A	$ 21.58
	Connectors & Extenders for eCopy ShareScan- Per Unit License Key								
6315AK93AA	Connectors Access Licenses for eCopy ShareScan V6 with Per Unit License Key Connector Access License Tier B 1 yr Mair	$ 1,063.00	$ 850.40	20.00%	N/A	N/A	N/A	N/A	N/A
6315AK94AA	Connectors Access Licenses for eCopy ShareScan V6 with Per Unit License Key Connector Access License Tier B 3 yrs Mai	$ 1,291.00	$ 1,032.80	20.00%	N/A	N/A	$ 33.54	N/A	N/A
6315AK85AA	Connectors Access Licenses for eCopy ShareScan V6 with Per Unit License Key Connector Access License Tier B 4 yrs Mai	$ 1,400.00	$ 1,120.00	20.00%	N/A	N/A	N/A	$ 28.62	N/A
6315AK96AA	Connectors Access Licenses for eCopy ShareScan V6 with Per Unit License Key Connector Access License Tier B 5 yrs Mai	$ 1,504.00	$ 1,203.20	20.00%	N/A	N/A	N/A	N/A	$ 25.76
	Connectors Access Licenses for eCopy ShareScan with Volume License Key - Price is per unit								
6315AK81AA	Connector Access License for eCopy ShareScan with Volume License Key Tier A (3-24 Units) 1 yr Maintenance and Support	$ 570.00	$ 456.00	20.00%	N/A	N/A	N/A	N/A	N/A
6315AK82AA	Connector Access License for eCopy ShareScan with Volume License Key Tier A (3-24 Units) 3 yr Maintenance and Support	$ 760.00	$ 608.00	20.00%	N/A	N/A	$ 19.74	N/A	N/A
6315AK83AA	Connector Access License for eCopy ShareScan with Volume License Key Tier A (3-24 Units) 4 yr Maintenance and Support	$ 855.00	$ 684.00	20.00%	N/A	N/A	N/A	$ 17.48	N/A
6315AK84AA	Connector Access License for eCopy ShareScan with Volume License Key Tier A (3-24 Units) 5 yr Maintenance and Support	$ 950.00	$ 760.00	20.00%	N/A	N/A	N/A	N/A	$ 16.27
	Connectors Access Licenses for eCopy ShareScan with Volume License Key - Price is per unit								
6315AK65AA	Connector Access License for eCopy ShareScan with Volume License Key Tier A (25-49 Units) 1 yr Maintenance and Support	$ 530.00	$ 424.00	20.00%	N/A	N/A	N/A	N/A	N/A
6315AK66AA	Connector Access License for eCopy ShareScan with Volume License Key Tier A (25-49 Units) 3 yr Maintenance and Support	$ 720.00	$ 576.00	20.00%	N/A	N/A	$ 18.70	N/A	N/A
6315AK91AA	Connector Access License for eCopy ShareScan with Volume License Key Tier A (25-49 Units) 4 yr Maintenance and Support	$ 815.00	$ 652.00	20.00%	N/A	N/A	N/A	$ 16.66	N/A
6315AK92AA	Connector Access License for eCopy ShareScan with Volume License Key Tier A (25-49 Units) 5 yr Maintenance and Support	$ 910.00	$ 728.00	20.00%	N/A	N/A	N/A	N/A	$ 15.59
	Connectors Access Licenses for eCopy ShareScan with Volume License Key - Price is per unit								
6315AK97AA	Connector Access License for eCopy ShareScan with Volume License Key Tier B (3-24 Units) 1 yr Maintenance and Support	$ 684.00	$ 547.20	20.00%	N/A	N/A	N/A	N/A	N/A
6315AK98AA	Connector Access License for eCopy ShareScan with Volume License Key Tier B (3-24 Units) 3 yr Maintenance and Support	$ 912.00	$ 729.60	20.00%	N/A	N/A	$ 23.69	N/A	N/A
6315AK99AA	Connector Access License for eCopy ShareScan with Volume License Key Tier B (3-24 Units) 4 yr Maintenance and Support	$ 1,026.00	$ 820.80	20.00%	N/A	N/A	N/A	$ 20.97	N/A
6315AL01AA	Connector Access License for eCopy ShareScan with Volume License Key Tier B (3-24 Units) 5 yr Maintenance and Support	$ 1,140.00	$ 912.00	20.00%	N/A	N/A	N/A	N/A	$ 19.53
	Connectors Access Licenses for eCopy ShareScan with Volume License Key - Price is per unit								
6315AL02AA	Connector Access License for eCopy ShareScan with Volume License Key Tier B (25-49 Units) 1 yr Maintenance and Support	$ 636.00	$ 508.80	20.00%	N/A	N/A	N/A	N/A	N/A
6315AL03AA	Connector Access License for eCopy ShareScan with Volume License Key Tier B (25-49 Units) 3 yr Maintenance and Support	$ 864.00	$ 691.20	20.00%	N/A	N/A	$ 22.44	N/A	N/A
6315AL04AA	Connector Access License for eCopy ShareScan with Volume License Key Tier B (25-49 Units) 4 yr Maintenance and Support	$ 978.00	$ 782.40	20.00%	N/A	N/A	N/A	$ 19.99	N/A
6315AL05AA	Connector Access License for eCopy ShareScan with Volume License Key Tier B (25-49 Units) 5 yr Maintenance and Support	$ 1,092.00	$ 873.60	20.00%	N/A	N/A	N/A	N/A	$ 18.70
	Email & Folder Watching Service								
6315AL06AA	Email & Folder Watching Service for V6, 1yr Maintenance and Support	$ 1,063.00	$ 850.40	20.00%	N/A	N/A	N/A	N/A	N/A
6315AL07AA	Email & Folder Watching Service for V6, 3 yrs Maintenance and Support	$ 1,291.00	$ 1,032.80	20.00%	N/A	N/A	$ 33.54	N/A	N/A
6315AL08AA	Email & Folder Watching Service for V6, 4 yrs Maintenance and Support	$ 1,405.00	$ 1,124.00	20.00%	N/A	N/A	N/A	$ 29.72	N/A
6315AL09AA	Email & Folder Watching Service for V6, 5 yrs Maintenance and Support	$ 1,519.00	$ 1,215.20	20.00%	N/A	N/A	N/A	N/A	$ 28.02
	Email & Folder Watching Service (Electronic Software Distribution)								
6315AL10AA	Email & Folder Watching Service for V6 - Unlimited Page Volume 1yr Maintenance and Support	$ 20,720.00	$ 16,576.00	20.00%	N/A	N/A	N/A	N/A	N/A
6315AL11AA	Email & Folder Watching Service for V6 - Unlimited Page Volume 2yr Maintenance and Support	$ 25,160.00	$ 20,128.00	20.00%	N/A	$ 933.04	N/A	N/A	N/A
6315AL12AA	Email & Folder Watching Service for V6 - Unlimited Page Volume 3yr Maintenance and Support	$ 27,380.00	$ 21,904.00	20.00%	N/A	N/A	$ 711.22	N/A	N/A
6315AL13AA	Email & Folder Watching Service For V6 - Unlimited Page Volume 4yr Maintenance and Support	$ 29,600.00	$ 23,680.00	20.00%	N/A	N/A	N/A	$ 606.02	N/A
	eCopy Business Connect Office Per User License - Price is per User								
6315AJ57AA	eCopy Business Connect Office (20-199 Users Tier) 1yr Maintenance and Support	$ 36.00	$ 28.80	20.00%	N/A	N/A	N/A	N/A	N/A
6315AJ58AA	eCopy Business Connect Office (20-199 Users Tier) 3yr Maintenance and Support	$ 48.00	$ 38.40	20.00%	N/A	N/A	$ 1.25	N/A	N/A
6315AJ59AA	eCopy Business Connect Office (20-199 Users Tier) 4yr Maintenance and Support	$ 54.00	$ 43.20	20.00%	N/A	N/A	N/A	$ 1.10	N/A
6315AJ60AA	eCopy Business Connect Office (20-199 Users Tier) 5yr Maintenance and Support	$ 60.00	$ 48.00	20.00%	N/A	N/A	N/A	N/A	$ 1.03
6315AJ61AA	eCopy Business Connect Office (200-499 Users Tier) 1yr Maintenance and Support	$ 32.00	$ 25.60	20.00%	N/A	N/A	N/A	N/A	N/A
6315AJ62AA	eCopy Business Connect Office (200-499 Users Tier) 3yr Maintenance and Support	$ 43.00	$ 34.40	20.00%	N/A	N/A	$ 1.12	N/A	N/A
6315AJ63AA	eCopy Business Connect Office (200-499 Users Tier) 4yr Maintenance and Support	$ 48.00	$ 38.40	20.00%	N/A	N/A	N/A	$ 0.98	N/A
6315AJ64AA	eCopy Business Connect Office (200-499 Users Tier) 5yr Maintenance and Support	$ 54.00	$ 43.20	20.00%	N/A	N/A	N/A	N/A	$ 0.92
6315AJ65AA	eCopy Business Connect Office (500-999 Users Tier) 1yr Maintenance and Support	$ 30.00	$ 24.00	20.00%	N/A	N/A	N/A	N/A	N/A
6315AJ66AA	eCopy Business Connect Office (500-999 Users Tier) 3yr Maintenance and Support	$ 40.00	$ 32.00	20.00%	N/A	N/A	$ 1.04	N/A	N/A
6315AJ67AA	eCopy Business Connect Office (500-999 Users Tier)4yr Maintenance and Support	$ 45.00	$ 36.00	20.00%	N/A	N/A	N/A	$ 0.92	N/A
6315AJ68AA	eCopy Business Connect Office (500-999 Users Tier) 5yr Maintenance and Support	$ 50.00	$ 40.00	20.00%	N/A	N/A	N/A	N/A	$ 0.86
6315AJ69AA	eCopy Business Connect Office (1,000-1,999 Users Tier) 1yr Maintenance and Support	$ 27.00	$ 21.60	20.00%	N/A	N/A	N/A	N/A	N/A
6315AJ70AA	eCopy Business Connect Office (1,000-1,999 Users Tier) 3yr Maintenance and Support	$ 36.00	$ 28.80	20.00%	N/A	N/A	$ 0.94	N/A	N/A
6315AJ71AA	eCopy Business Connect Office (1,000-1,999 Users Tier) 4yr Maintenance and Support	$ 41.00	$ 32.80	20.00%	N/A	N/A	N/A	$ 0.84	N/A
6315AJ72AA	eCopy Business Connect Office (1,000-1,999 Users Tier) 5yr Maintenance and Support	$ 45.00	$ 36.00	20.00%	N/A	N/A	N/A	N/A	$ 0.77
6315AJ73AA	eCopy Business Connect Office (2,000-9,999 Users Tier) 1yr Maintenance and Support	$ 24.00	$ 19.20	20.00%	N/A	N/A	N/A	N/A	N/A
6315AJ74AA	eCopy Business Connect Office (2,000-9,999 Users Tier) 3yr Maintenance and Support	$ 32.00	$ 25.60	20.00%	N/A	N/A	$ 0.83	N/A	N/A
6315AJ75AA	eCopy Business Connect Office (2,000-9,999 Users Tier) 4yr Maintenance and Support	$ 36.00	$ 28.80	20.00%	N/A	N/A	N/A	$ 0.74	N/A
6315AJ76AA	eCopy Business Connect Office (2,000-9,999 Users Tier) 5yr Maintenance and Support	$ 40.00	$ 32.00	20.00%	N/A	N/A	N/A	N/A	$ 0.69
6315AJ77AA	eCopy Business Connect Office (10,000 + Users Tier) 1yr Maintenance and Support	$ 22.00	$ 17.60	20.00%	N/A	N/A	N/A	N/A	N/A
6315AJ78AA	eCopy Business Connect Office (10,000 + Users Tier) 3yr Maintenance and Support	$ 29.00	$ 23.20	20.00%	N/A	N/A	$ 0.75	N/A	N/A
6315AJ79AA	eCopy Business Connect Office (10,000 + Users Tier) 4yr Maintenance and Support	$ 32.00	$ 25.60	20.00%	N/A	N/A	N/A	$ 0.65	N/A
6315AJ80AA	eCopy Business Connect Office (10,000 + Users Tier) 5yr Maintenance and Support	$ 36.00	$ 28.80	20.00%	N/A	N/A	N/A	N/A	$ 0.62
6315AJ37AA	eCopy Business Connect Suite (20-199 Users Tier) 1yr Maintenance and Support	$ 58.00	$ 46.40	20.00%	N/A	N/A	N/A	N/A	N/A
6315AJ36AA	eCopy Business Connect Suite (20-199 Users Tier) 3yr Maintenance and Support	$ 77.00	$ 61.60	20.00%	N/A	N/A	$ 2.00	N/A	N/A
6315AJ35AA	eCopy Business Connect Suite (20-199 Users Tier) 4yr Maintenance and Support	$ 86.00	$ 68.80	20.00%	N/A	N/A	N/A	$ 1.76	N/A
6315AJ33AA	eCopy Business Connect Suite (20-199 Users Tier) 5yr Maintenance and Support	$ 96.00	$ 76.80	20.00%	N/A	N/A	N/A	N/A	$ 1.64
6315AJ34AA	eCopy Business Connect Suite (200-499 Users Tier) 1yr Maintenance and Support	$ 52.00	$ 41.60	20.00%	N/A	N/A	N/A	N/A	N/A
6315AJ38AA	eCopy Business Connect Suite (200-499 Users Tier) 3yr Maintenance and Support	$ 69.00	$ 55.20	20.00%	N/A	N/A	$ 1.79	N/A	N/A
6315AJ39AA	eCopy Business Connect Suite (200-499 Users Tier) 4yr Maintenance and Support	$ 77.00	$ 61.60	20.00%	N/A	N/A	N/A	$ 1.57	N/A
6315AJ40AA	eCopy Business Connect Suite (200-499 Users Tier) 5yr Maintenance and Support	$ 86.00	$ 68.80	20.00%	N/A	N/A	N/A	N/A	$ 1.47
6315AJ41AA	eCopy Business Connect Suite (500-999 Users Tier) 1yr Maintenance and Support	$ 48.00	$ 38.40	20.00%	N/A	N/A	N/A	N/A	N/A
6315AJ42AA	eCopy Business Connect Suite (500-999 Users Tier) 3yr Maintenance and Support	$ 64.00	$ 51.20	20.00%	N/A	N/A	$ 1.66	N/A	N/A
6315AJ43AA	eCopy Business Connect Suite (500-999 Users Tier)4yr Maintenance and Support	$ 71.00	$ 56.80	20.00%	N/A	N/A	N/A	$ 1.45	N/A
6315AJ44AA	eCopy Business Connect Suite (500-999 Users Tier) 5yr Maintenance and Support	$ 80.00	$ 64.00	20.00%	N/A	N/A	N/A	N/A	$ 1.37
6315AJ45AA	eCopy Business Connect Suite (1,000-1,999 Users Tier) 1yr Maintenance and Support	$ 44.00	$ 35.20	20.00%	N/A	N/A	N/A	N/A	N/A
6315AJ46AA	eCopy Business Connect Suite (1,000-1,999 Users Tier) 3yr Maintenance and Support	$ 58.00	$ 46.40	20.00%	N/A	N/A	$ 1.51	N/A	N/A
6315AJ47AA	eCopy Business Connect Suite (1,000-1,999 Users Tier) 4yr Maintenance and Support	$ 65.00	$ 52.00	20.00%	N/A	N/A	N/A	$ 1.33	N/A
6315AJ48AA	eCopy Business Connect Suite (1,000-1,999 Users Tier) 5yr Maintenance and Support	$ 72.00	$ 57.60	20.00%	N/A	N/A	N/A	N/A	$ 1.23
6315AJ49AA	eCopy Business Connect Suite (2,000-9,999 Users Tier) 1yr Maintenance and Support	$ 39.00	$ 31.20	20.00%	N/A	N/A	N/A	N/A	N/A
6315AJ50AA	eCopy Business Connect Suite (2,000-9,999 Users Tier) 3yr Maintenance and Support	$ 52.00	$ 41.60	20.00%	N/A	N/A	$ 1.35	N/A	N/A
6315AJ52AA	eCopy Business Connect Suite (2,000-9,999 Users Tier) 4yr Maintenance and Support	$ 58.00	$ 46.40	20.00%	N/A	N/A	N/A	$ 1.19	N/A
6315AJ51AA	eCopy Business Connect Suite (2,000-9,999 Users Tier) 5yr Maintenance and Support	$ 64.00	$ 51.20	20.00%	N/A	N/A	N/A	N/A	$ 1.10
6315AJ53AA	eCopy Business Connect Suite (10,000 + Users Tier) 1yr Maintenance and Support	$ 35.00	$ 28.00	20.00%	N/A	N/A	N/A	N/A	N/A
6315AJ54AA	eCopy Business Connect Suite (10,000 + Users Tier) 3yr Maintenance and Support	$ 46.00	$ 36.80	20.00%	N/A	N/A	$ 1.19	N/A	N/A
6315AJ55AA	eCopy Business Connect Suite (10,000 + Users Tier) 4yr Maintenance and Support	$ 52.00	$ 41.60	20.00%	N/A	N/A	N/A	$ 1.06	N/A
6315AJ56AA	eCopy Business Connect Suite (10,000 + Users Tier) 5yr Maintenance and Support	$ 58.00	$ 46.40	20.00%	N/A	N/A	N/A	N/A	$ 0.99
	eCopy NextGen Connector (NextGen Professional Services)								
6315AH77AA	eCopy NextGen Connector	$ 2,100.00	$ 1,680.00	20.00%	$ 101.37	$ 77.95	$ 54.55	$ 42.92	$ 35.97
	1 yr Maintenance & Support Upgrades/Add-on								
6315AL17AA	eCopy ShareScan V6 Elements, 1 yr M&S Renewal	$ 62.00	$ 49.60	20.00%	N/A	N/A	N/A	N/A	N/A
6315AL16AA	eCopy ShareScan V6 Office, 1 yr M&S Renewal	$ 179.00	$ 143.20	20.00%	N/A	N/A	N/A	N/A	N/A
6315AL15AA	eCopy ShareScan V6 Suite, 1 yr M&S Renewal	$ 359.00	$ 287.20	20.00%	N/A	N/A	N/A	N/A	N/A

NASPO State: Florida

					Straight Lease Monthly Payments				
Item Code	Description	MSRP	Purchase Price	% off MSRP	18 Months	24 Months	36 Months	48 Months	60 Months
6315AL14AA	eCopy ShareScan V6 Enterprise M&S Renewal	$ 63.00	$ 50.40	20.00%	$ 3.04	$ 2.34	$ 1.64	$ 1.26	$ 1.08
6315AL18AA	eCopy ShareScan V6 Connector Access License Tier A M&S Renewal	$ 98.00	$ 78.00	20.00%	$ 4.59	$ 3.53	$ 2.47	$ 1.94	$ 1.63
6315AL19AA	eCopy ShareScan V6 Connector Access License Tier B M&S Renewal	$ 114.00	$ 91.20	20.00%	$ 5.50	$ 4.23	$ 2.96	$ 2.33	$ 1.95
6315AL20AA	eCopy ShareScan V6 Email & Folder Watching Service M&S Renewal	$ 114.00	$ 91.20	20.00%	$ 5.50	$ 4.23	$ 2.96	$ 2.33	$ 1.95
6315AL21AA	Email & Folder Watching Service - Unlimited Page Volume M&S Renewal	$ 2,220.00	$ 1,776.00	20.00%	$ 107.16	$ 82.41	$ 57.67	$ 45.38	$ 38.02
6315AJ81AA	eCopy Business Connect Office (20-199 Users Tier) M&S Renewal	$ 6.00	$ 4.80	20.00%	$ 0.28	$ 0.22	$ 0.16	$ 0.12	$ 0.10
6315AJ82AA	eCopy Business Connect Office (200-499 Users Tier) M&S Renewal	$ 5.40	$ 4.32	20.00%	$ 0.26	$ 0.20	$ 0.14	$ 0.11	$ 0.09
6315AJ83AA	eCopy Business Connect Office (500-999 Users Tier) M&S Renewal	$ 5.00	$ 4.00	20.00%	$ 0.24	$ 0.19	$ 0.13	$ 0.10	$ 0.09
6315AJ84AA	eCopy Business Connect Office (1,000-1,999 Users Tier) M&S Renewal	$ 4.60	$ 3.68	20.00%	$ 0.22	$ 0.17	$ 0.12	$ 0.09	$ 0.08
6315AJ85AA	eCopy Business Connect Office (2,000-9,999 Users Tier) M&S Renewal	$ 4.00	$ 3.20	20.00%	$ 0.19	$ 0.15	$ 0.10	$ 0.08	$ 0.07
6315AJ86AA	eCopy Business Connect Office (10,000 + Users Tier) M&S Renewal	$ 3.60	$ 2.88	20.00%	$ 0.17	$ 0.13	$ 0.09	$ 0.07	$ 0.06
6315AJ87AA	eCopy Business Connect Suite (20-199 Users Tier) M&S Renewal	$ 9.60	$ 7.68	20.00%	$ 0.46	$ 0.36	$ 0.25	$ 0.20	$ 0.18
6315AJ88AA	eCopy Business Connect Suite (200-499 Users Tier) M&S Renewal	$ 8.60	$ 6.88	20.00%	$ 0.42	$ 0.32	$ 0.22	$ 0.18	$ 0.15
6315AJ89AA	eCopy Business Connect Suite (500-999 Users Tier) M&S Renewal	$ 8.00	$ 6.40	20.00%	$ 0.39	$ 0.30	$ 0.21	$ 0.16	$ 0.14
6315AJ90AA	eCopy Business Connect Suite (1,000-1,999 Users Tier) M&S Renewal	$ 7.20	$ 5.76	20.00%	$ 0.35	$ 0.27	$ 0.19	$ 0.15	$ 0.12
6315AJ91AA	eCopy Business Connect Suite (2,000-9,999 Users Tier) M&S Renewal	$ 6.40	$ 5.12	20.00%	$ 0.31	$ 0.24	$ 0.17	$ 0.13	$ 0.11
6315AJ92AA	eCopy Business Connect Suite (10,000 + Users Tier) M&S Renewal	$ 5.80	$ 4.64	20.00%	$ 0.28	$ 0.22	$ 0.15	$ 0.12	$ 0.10
	Discretionary Add-On M&S								
6315AE68AA	eCopy ShareScan Elements Discretionary M&S 1 Day	$ 0.17	$ 0.14	20.00%	N/A	N/A	N/A	N/A	N/A
6315AE69AA	eCopy ShareScan Office Discretionary M&S 1 Day	$ 0.49	$ 0.39	20.00%	N/A	N/A	N/A	N/A	N/A
6315AE70AA	eCopy ShareScan Suite Discretionary M&S 1 Day	$ 0.98	$ 0.78	20.00%	N/A	N/A	N/A	N/A	N/A
6315AJ93AA	eCopy ShareScan Enterprise Discretionary M&S 1 day	$ 0.17	$ 0.14	20.00%	N/A	N/A	N/A	N/A	N/A
6315AJ94AA	eCopy Connector Access License Tier A Discretionary M&S 1 day	$ 0.26	$ 0.21	20.00%	N/A	N/A	N/A	N/A	N/A
6315AJ95AA	eCopy Connector Access License Tier B Discretionary M&S 1 day	$ 0.31	$ 0.25	20.00%	N/A	N/A	N/A	N/A	N/A
	eCopy ShareScan Elements Loyalty with License Key Per Unit (Electronic Software Distribution)								
6315AK78AA	eCopy eCopy ShareScan V6 Elements Loyalty, 1 yr M&S - ESD	$ 362.00	$ 289.60	20.00%	N/A	N/A	N/A	N/A	N/A
6315AK79AA	eCopy eCopy ShareScan V6 Elements Loyalty, 3 yrs M&S - ESD	$ 486.00	$ 388.80	20.00%	N/A	N/A	$ 12.62	N/A	N/A
6315AK80AA	eCopy eCopy ShareScan V6 Elements Loyalty, 4 yrs M&S - ESD	$ 548.00	$ 438.40	20.00%	N/A	N/A	N/A	$ 11.20	N/A
6315AK81AA	eCopy eCopy ShareScan V6 Elements Loyalty, 5 yrs M&S - ESD	$ 610.00	$ 488.00	20.00%	N/A	N/A	N/A	N/A	$ 10.45
	eCopy ShareScan Office Loyalty with License Key Per Unit (Electronic Software Distribution)								
6315AK41AA	eCopy eCopy ShareScan V6 Office Loyalty, 1 yr M&S - ESD	$ 479.00	$ 383.20	20.00%	N/A	N/A	N/A	N/A	N/A
6315AK42AA	eCopy eCopy ShareScan V6 Office Loyalty, 3 yrs M&S - ESD	$ 837.00	$ 669.60	20.00%	N/A	N/A	$ 21.74	N/A	N/A
6315AK43AA	eCopy eCopy ShareScan V6 Office Loyalty, 4 yrs M&S - ESD	$ 1,016.00	$ 812.80	20.00%	N/A	N/A	N/A	$ 20.77	N/A
6315AK44AA	eCopy eCopy ShareScan V6 Office Loyalty, 5 yrs M&S - ESD	$ 1,195.00	$ 956.00	20.00%	N/A	N/A	N/A	N/A	$ 20.47
	eCopy ShareScan Suite Loyalty with License Key Per Unit (Electronic Software Distribution)								
6315AK18AA	eCopy eCopy ShareScan V6 Suite Loyalty, 1 yr M&S - ESD	$ 659.00	$ 527.20	20.00%	N/A	N/A	N/A	N/A	N/A
6315AK20AA	eCopy eCopy ShareScan V6 Suite Loyalty, 3 yrs M&S - ESD	$ 1,377.00	$ 1,101.60	20.00%	N/A	N/A	$ 35.77	N/A	N/A
6315AK22AA	eCopy eCopy ShareScan V6 Suite Loyalty, 4 yrs M&S - ESD	$ 1,736.00	$ 1,388.80	20.00%	N/A	N/A	N/A	$ 35.48	N/A
6315AK24AA	eCopy eCopy ShareScan V6 Suite Loyalty, 5 yrs M&S - ESD	$ 2,095.00	$ 1,676.00	20.00%	N/A	N/A	N/A	N/A	$ 35.88
	eCopy ShareScan Office Loyalty with Volume License Key Per - Pricing Per Unit (Electronic Software Distribution)								
6315AK70AA	eCopy eCopy ShareScan V6 Office Loyalty - Volume, 1 yr M&S - ESD	$ 479.00	$ 383.20	20.00%	N/A	N/A	N/A	N/A	N/A
6315AK71AA	eCopy eCopy ShareScan V6 Office Loyalty - Volume, 3 yrs M&S - ESD	$ 837.00	$ 669.60	20.00%	N/A	N/A	$ 21.74	N/A	N/A
6315AK72AA	eCopy eCopy ShareScan V6 Office Loyalty - Volume, 4 yrs M&S - ESD	$ 1,016.00	$ 812.80	20.00%	N/A	N/A	N/A	$ 20.77	N/A
6315AK73AA	eCopy eCopy ShareScan V6 Office Loyalty - Volume, 5 yrs M&S - ESD	$ 1,195.00	$ 956.00	20.00%	N/A	N/A	N/A	N/A	$ 20.47
	eCopy ShareScan Suite Loyalty with Volume License Key Per - Pricing Per Unit (Electronic Software Distribution)								
6315AK33AA	eCopy eCopy ShareScan V6 Suite Loyalty - Volume, 1 yr M&S - ESD	$ 659.00	$ 527.20	20.00%	N/A	N/A	N/A	N/A	N/A
6315AK34AA	eCopy eCopy ShareScan V6 Suite Loyalty - Volume, 3 yrs M&S - ESD	$ 1,377.00	$ 1,101.60	20.00%	N/A	N/A	$ 35.77	N/A	N/A
6315AK35AA	eCopy eCopy ShareScan V6 Suite Loyalty - Volume, 4 yrs M&S - ESD	$ 1,736.00	$ 1,388.80	20.00%	N/A	N/A	N/A	$ 35.48	N/A
6315AK36AA	eCopy eCopy ShareScan V6 Suite Loyalty - Volume, 5 yrs M&S - ESD	$ 2,095.00	$ 1,676.00	20.00%	N/A	N/A	N/A	N/A	$ 35.88
6315AJ29AA	eCopy ShareScan V6 Enterprise Loyalty (Volume) 1 yr M&S	$ 363.00	$ 290.40	20.00%	N/A	N/A	N/A	N/A	N/A
6315AJ30AA	eCopy ShareScan V6 Enterprise Loyalty (Volume) 3 yrs M&S	$ 489.00	$ 391.20	20.00%	N/A	N/A	$ 12.70	N/A	N/A
6315AJ31AA	eCopy ShareScan V6 Enterprise Loyalty (Volume) 4 yrs M&S	$ 552.00	$ 441.60	20.00%	N/A	N/A	N/A	$ 11.28	N/A
6315AJ32AA	eCopy ShareScan V6 Enterprise Loyalty (Volume) 5 yrs M&S	$ 615.00	$ 492.00	20.00%	N/A	N/A	N/A	N/A	$ 10.53
	eCopy ShareScan Suite Loyalty with Volume License Key Per - Pricing Per Unit (Electronic Software Distribution)								
6315AJ99AA	eCopy eCopy ShareScan V6 Elements Loyalty - Volume, 1 yr M&S - ESD	$ 362.00	$ 289.60	20.00%	N/A	N/A	N/A	N/A	N/A
6315AK01AA	eCopy eCopy ShareScan V6 Elements Loyalty - Volume, 3 yrs M&S - ESD	$ 486.00	$ 388.80	20.00%	N/A	N/A	$ 12.62	N/A	N/A
6315AK02AA	eCopy eCopy ShareScan V6 Elements Loyalty - Volume, 4 yrs M&S - ESD	$ 548.00	$ 438.40	20.00%	N/A	N/A	N/A	$ 11.20	N/A
6315AK03AA	eCopy eCopy ShareScan V6 Elements Loyalty - Volume, 5 yrs M&S - ESD	$ 610.00	$ 488.00	20.00%	N/A	N/A	N/A	N/A	$ 10.45
	Keyboard Accessories								
1187V793	Keyboard Bracket 1	$ 99.00	$ 79.20	20.00%	$ 4.78	$ 3.67	$ 2.57	$ 2.02	$ 1.70
1187V794	Keyboard Bracket 2	$ 99.00	$ 79.20	20.00%	$ 4.78	$ 3.67	$ 2.57	$ 2.02	$ 1.70
1187V795	Keyboard Bracket 3	$ 99.00	$ 79.20	20.00%	$ 4.78	$ 3.67	$ 2.57	$ 2.02	$ 1.70
1187V797	Keyboard Bracket 5	$ 99.00	$ 79.20	20.00%	$ 4.78	$ 3.67	$ 2.57	$ 2.02	$ 1.70
1266V426	USB Keyboard (Cherry)	$ 110.00	$ 71.50	35.00%	$ 4.31	$ 3.32	$ 2.32	$ 1.83	$ 1.53
	eCopy Professional Services								
2419B023AA	eCopy Customization Services - Small unit	N/A	$ 90.00	N/A	N/A	N/A	N/A	N/A	N/A
2419B024AA	eCopy Customization Services - Large unit	N/A	$ 900.00	N/A	N/A	N/A	N/A	N/A	N/A
	eCopy Professional Services								
6315AF20AA	PS Unit-One Hour	N/A	$ 264.00	N/A	N/A	N/A	N/A	N/A	N/A
6315AJ96AA	eCopy ShareScan Remote Installation Services Basic (8 hours)	N/A	$ 2,136.00	N/A	N/A	N/A	N/A	N/A	N/A
6315AJ97AA	eCopy ShareScan Remote Installation Services Standard (16 hours)	N/A	$ 4,272.00	N/A	N/A	N/A	N/A	N/A	N/A
6315AJ98AA	eCopy ShareScan Remote Installation Services Advanced (24 hours)	N/A	$ 6,408.00	N/A	N/A	N/A	N/A	N/A	N/A
6315AL23AA	eCopy ShareScan Services for Legal (ECPY-1)	N/A	$ 2,160.00	N/A	N/A	N/A	N/A	N/A	N/A
6315AL24AA	eCopy ShareScan Services for Healthcare (ECPY-2)	N/A	$ 4,320.00	N/A	N/A	N/A	N/A	N/A	N/A
	eCopy Professional Services - Per Diem								
6315AH60AA	eCopy Premier Rate (After Hours/Weekend)	N/A	$ 690.00	N/A	N/A	N/A	N/A	N/A	N/A
3340B118AA	Canon Professional Service Package for eCopy ShareScan	N/A	$ 1,184.00	N/A	N/A	N/A	N/A	N/A	N/A
	X-Rite i1 Process Control								
3438B025AA	i1 Publish (i1Profiler) Software	$ 1,355.00	$ 1,084.00	20.00%	$ 65.41	$ 50.30	$ 35.20	$ 27.70	$ 23.21
3438B034AA	i1Publish Upgrade A- Software Upgrade ONLY	$ 1,315.00	$ 1,052.00	20.00%	$ 63.48	$ 48.81	$ 34.16	$ 26.88	$ 22.52
3438B035AA	i1Publish Pro 2 Upgrade A- Upgrade Software and Hardware	$ 2,265.00	$ 1,812.00	20.00%	$ 109.34	$ 84.08	$ 58.84	$ 46.30	$ 38.79
3438B022AA	i1 iO Automated Scanning Table (V2)	$ 3,080.00	$ 2,464.00	20.00%	$ 148.68	$ 114.33	$ 80.01	$ 62.96	$ 52.75
8002A011AA	i1 iSis Chart Reader	$ 3,865.00	$ 3,092.00	20.00%	$ 186.57	$ 143.47	$ 100.40	$ 79.00	$ 66.20
8002A012AA	i1 iSis Chart Reader XL	$ 4,965.00	$ 3,972.00	20.00%	$ 239.67	$ 184.30	$ 128.97	$ 101.48	$ 85.04
3438B036AA	ColorChecker Proof	$ 78.00	$ 62.40	20.00%	$ 3.77	$ 2.90	$ 2.03	$ 1.59	$ 1.34
3438B038AA	i1 Publish Pro 2	$ 2,589.00	$ 2,055.20	20.00%	$ 124.91	$ 95.36	$ 66.73	$ 52.51	$ 44.00
3438B027AA	i1iSis Hardcase	$ 800.00	$ 640.00	20.00%	$ 38.62	$ 29.70	$ 20.78	$ 16.35	$ 13.70
3438B041AA	i1iO Automated Scanning Table	$ 3,080.00	$ 2,464.00	20.00%	$ 148.68	$ 114.33	$ 80.01	$ 62.96	$ 52.75
3438B043AA	Judge QC Light Booth	$ 2,310.00	$ 1,848.00	20.00%	$ 111.51	$ 85.75	$ 60.00	$ 47.22	$ 39.57
3438B044AA	Pantone Color Bridge free download of PANTONE Color Mgr	$ 300.00	$ 240.00	20.00%	$ 14.48	$ 11.14	$ 7.79	$ 6.13	$ 5.14
3438B045AA	PANTONE COLOR MANAGER Software	$ 99.00	$ 79.20	20.00%	$ 4.78	$ 3.67	$ 2.57	$ 2.02	$ 1.70
	imageWARE								
	JDF Parser								
4169B211AA	JDF Parser v1.3 for imagePRESS 1100 Series	$ 750.00	$ 600.00	20.00%	$ 36.20	$ 27.84	$ 19.48	$ 15.33	$ 12.85
4169B209AA	JDF Parser v1.3 for imageRUNNER ADVANCE 6000 Series	$ 750.00	$ 600.00	20.00%	$ 36.20	$ 27.84	$ 19.48	$ 15.33	$ 12.85
4169B220AA	JDF Parser v2.0 for imageRUNNER ADVANCE C9000/7000 Series	$ 750.00	$ 600.00	20.00%	$ 36.20	$ 27.84	$ 19.48	$ 15.33	$ 12.85
4169B245AA	JDF Parser v2.0 for imageRUNNER ADVANCE 8200 Series	$ 750.00	$ 600.00	20.00%	$ 36.20	$ 27.84	$ 19.48	$ 15.33	$ 12.85
	imageWARE Accountant Manager for MEAP								
7494A415AA	imageWARE Accounting Manager for MEAP (1 Device)	$ 690.00	$ 552.00	20.00%	$ 33.31	$ 25.61	$ 17.92	$ 14.10	$ 11.82
7494A484AA	imageWARE Accounting Manager for MEAP (5 Devices)	$ 3,350.00	$ 2,680.00	20.00%	$ 161.71	$ 124.35	$ 87.02	$ 68.47	$ 57.38
7494A416AA	imageWARE Accounting Manager for MEAP (10 Devices)	$ 6,000.00	$ 4,800.00	20.00%	$ 289.63	$ 222.72	$ 155.86	$ 122.64	$ 102.77
7494A485AA	imageWARE Accounting Manager for MEAP (20 Devices)	$ 11,800.00	$ 9,440.00	20.00%	$ 569.61	$ 438.02	$ 306.52	$ 241.19	$ 202.11
7494A417AA	imageWARE Accounting Manager for MEAP (50 Devices)	$ 29,000.00	$ 23,200.00	20.00%	$ 1,399.89	$ 1,076.46	$ 753.30	$ 592.76	$ 496.71
7494A418AA	imageWARE Accounting Manager for MEAP (100 Devices)	$ 52,500.00	$ 42,000.00	20.00%	$ 2,534.28	$ 1,948.80	$ 1,363.74	$ 1,073.10	$ 899.22
	imageWARE Enterprise Management Console - Accounting Management Plug-In								
4158B054AA	iWEMC Accounting Management Plug-in Version 2.2 (Subscription)	$ 1,000.00	$ 800.00	20.00%	$ 48.27	$ 37.12	$ 25.98	$ 20.44	$ 17.13
	imageWARE Secure Audit Manager								
7494A823AA	imageWARE Secure Audit Manager Express Server 1 License	$ 3,500.00	$ 2,800.00	20.00%	$ 168.95	$ 129.92	$ 90.92	$ 71.54	$ 59.95
7494A433AA	imageRUNNER Agent 1 License	$ 1,120.00	$ 896.00	20.00%	$ 54.06	$ 41.57	$ 29.09	$ 22.89	$ 19.18
7494A434AA	imageRUNNER Agent 10 Licenses	$ 10,000.00	$ 8,000.00	20.00%	$ 482.72	$ 371.20	$ 259.78	$ 204.40	$ 171.28
7494A435AA	imageRUNNER Agent 50 Licenses	$ 44,500.00	$ 35,600.00	20.00%	$ 2,148.10	$ 1,651.84	$ 1,155.93	$ 909.58	$ 762.20
7494A436AA	imageRUNNER Agent 100 Licenses	$ 80,000.00	$ 64,000.00	20.00%	$ 3,861.76	$ 2,969.60	$ 2,078.08	$ 1,635.20	$ 1,370.24
	imageWARE Secure Audit Manager Software Maintenance Option								
7494A826AA	1 Year Maintenance Support imageWARE Secure Audit Manager Express Server 1 License	$ 645.00	$ 516.00	20.00%	$ 31.14	$ 23.94	$ 16.75	$ 13.18	$ 11.05
2381B009AA	imageWARE Accounting Manager for MEAP Implementation Services - 1 Unit	$ 2,050.00	$ 1,800.00	12.20%	N/A	N/A	N/A	N/A	N/A
2381B013AA	imageWARE Prepress Manager Implementation Services - 1 Unit	$ 2,050.00	$ 1,800.00	12.20%	N/A	N/A	N/A	N/A	N/A
2381B014AA	imageWARE Enterprise Management Console Implementation Services - 1 Unit	$ 2,050.00	$ 1,800.00	12.20%	N/A	N/A	N/A	N/A	N/A
2381B007AA	Canon Software Basic Professional Service	$ 2,250.00	$ 1,500.00	33.33%	N/A	N/A	N/A	N/A	N/A
	EFI MarketDirect StoreFront								
	PLATFORM								
7968A795AA	DSF Term License Activation	$ 1,000.00	$ 800.00	20.00%	$ 48.27	$ 37.12	$ 25.98	$ 20.44	$ 17.13
7968A796AA	TERM LIC DSF Software Platform (unlimited)	$ 13,320.00	$ 10,656.00	20.00%	$ 642.98	$ 494.44	$ 346.00	$ 272.26	$ 228.14
7968A797AA	TERM LIC DSF Essential Platform(includes 2 StoreFronts, 1 Price List)	$ 5,280.00	$ 4,224.00	20.00%	$ 254.88	$ 195.99	$ 137.15	$ 107.92	$ 90.44
7968A798AA	DSF Software Platform 5 Year Term (unlimited)	$ 56,610.00	$ 45,288.00	20.00%	$ 2,732.68	$ 2,101.36	$ 1,470.50	$ 1,157.11	$ 969.62

NASPO State: Florida

					Straight Lease Monthly Payments				
Item Code	Description	MSRP	Purchase Price	% off MSRP	18 Months	24 Months	36 Months	48 Months	60 Months
7968A799AA	TERM LICENSE:DSF Essential Platforms (includes 2 StoreFronts, 1 Price List) 5 Year Term	$ 22,440.00	$ 17,952.00	20.00%	$ 1,063.22	$ 832.97	$ 582.90	$ 458.67	$ 384.35
7968A806AA	SYSTEM HOSTING FEE	$ 1,200.00	$ 960.00	20.00%	$ 57.93	$ 44.54	$ 31.17	$ 24.53	$ 20.55
	OPTIONAL MODULES (DSF ESSENTIAL ONLY)								
7968A801AA	TERM LICENSE: Single Record EFI VDP For Essential	$ 2,640.00	$ 2,112.00	20.00%	$ 127.44	$ 98.00	$ 68.58	$ 53.96	$ 45.22
7968A802AA	TERM LICENSE: One Additional Essential StoreFront (maximum 3 additional)	$ 960.00	$ 768.00	20.00%	$ 46.34	$ 35.64	$ 24.94	$ 19.62	$ 16.44
7968A803AA	TERM LICENSE: One Additional Essential Price List (maximum 4 additional)	$ 960.00	$ 768.00	20.00%	$ 46.34	$ 35.64	$ 24.94	$ 19.62	$ 16.44
7968A804AA	TERM LICENSE: UPGRADE DSF Essential to DSF (Current Version)	$ 13,320.00	$ 10,656.00	20.00%	$ 642.98	$ 494.44	$ 346.00	$ 272.26	$ 228.14
	OPTIONAL VDP MODULES								
7968A805AA	TERM LICENSE: EFI VDP	$ 6,360.00	$ 5,088.00	20.00%	$ 307.01	$ 236.08	$ 165.21	$ 130.00	$ 108.93
7968A806AA	TERM LICENSE: EFI VDP Rendering Engine Module (Optional)	$ 5,280.00	$ 4,224.00	20.00%	$ 254.88	$ 195.99	$ 137.15	$ 107.92	$ 90.44
7968A807AA	TERM LICENSE: Additional EFI VDP Desktop (Optional)	$ 2,160.00	$ 1,728.00	20.00%	$ 104.27	$ 80.18	$ 56.11	$ 44.15	$ 37.00
7968A808AA	TERM LICENSE: EFI VDP Image Personalization Module (Optional)	$ 5,880.00	$ 4,704.00	20.00%	$ 283.84	$ 218.27	$ 152.74	$ 120.19	$ 100.71
7968A809AA	TERM LICENSE: Additional Image Personalization Desktop (Optional)	$ 4,800.00	$ 3,840.00	20.00%	$ 231.74	$ 178.18	$ 124.68	$ 98.11	$ 82.21
7968A810AA	TERM LICENSE: DSF VDP Module: FusionPro®	$ 9,480.00	$ 7,584.00	20.00%	$ 457.62	$ 351.90	$ 246.25	$ 193.77	$ 162.37
7968A811AA	TERM LICENSE: Add'l FusionPro® VDP Creator License (Optional)	$ 2,160.00	$ 1,728.00	20.00%	$ 104.27	$ 80.18	$ 56.11	$ 44.15	$ 37.00
	OPTIONAL BUSINESS MODULES								
7968A812AA	TERM LICENSE: Credit Card Payment Module	$ 2,400.00	$ 1,920.00	20.00%	$ 115.85	$ 89.09	$ 62.34	$ 49.06	$ 41.11
7968A813AA	TERM LICENSE: SSO Authentication Module	$ 4,320.00	$ 3,456.00	20.00%	$ 208.54	$ 160.36	$ 112.22	$ 88.30	$ 73.99
7968A814AA	TERM LICENSE: EFI™ MIS Connector	$ -	$ -	N/A	N/A	N/A	N/A	N/A	N/A
7968A815AA	TERM LICENSE: EFI™ MarketDirect Cross Media Connector	$ -	$ -	N/A	N/A	N/A	N/A	N/A	N/A
7968A816AA	TERM LICENSE: EFI VDP Connector	$ -	$ -	N/A	N/A	N/A	N/A	N/A	N/A
7968A817AA	TERM LICENSE: EFI™ Extended Application (iFrame)	$ -	$ -	N/A	N/A	N/A	N/A	N/A	N/A
7968A818AA	TERM LICENSE: External System Connector	$ 3,720.00	$ 2,976.00	20.00%	$ 179.57	$ 138.09	$ 96.63	$ 76.04	$ 63.72
7968A819AA	TERM LICENSE: Non-EFI™ Extended Application (iFrame)	$ 2,160.00	$ 1,728.00	20.00%	$ 104.27	$ 80.18	$ 56.11	$ 44.15	$ 37.00
7968A820AA	TERM LICENSE: JDF Connector for PrePress Workflow	$ 2,640.00	$ 2,112.00	20.00%	$ 127.44	$ 98.00	$ 68.58	$ 53.96	$ 45.22
7968A821AA	TERM LICENSE: cXML Punch Out Catalog Integration (Single Client Integration)	$ 5,280.00	$ 4,224.00	20.00%	$ 254.88	$ 195.99	$ 137.15	$ 107.92	$ 90.44
7968A822AA	TERM LICENSE: cXML Punch Out Catalog Integration (Each Additional Client Integration)	$ 2,400.00	$ 1,920.00	20.00%	$ 115.85	$ 89.09	$ 62.34	$ 49.06	$ 41.11
7968A823AA	TERM LICENSE: Shipping Provider Integration per individual shipping provider	$ 2,160.00	$ 1,728.00	20.00%	$ 104.27	$ 80.18	$ 56.11	$ 44.15	$ 37.00
7968A824AA	TERM LICENSE: Additional Print Shops (>3 Requires Quote)	$ 4,560.00	$ 3,648.00	20.00%	$ 220.12	$ 169.27	$ 118.45	$ 93.21	$ 78.10
7968A825AA	TERM LICENSE: Additional Business Entity includes Print Shop	$ 7,080.00	$ 5,664.00	20.00%	$ 341.77	$ 262.81	$ 183.91	$ 144.72	$ 121.27
7968A826AA	TERM LICENSE: Entities for Company Administration	$ 1,320.00	$ 1,056.00	20.00%	$ 63.72	$ 49.00	$ 34.29	$ 26.98	$ 22.61
7968A827AA	TERM LICENSE: Entities for Marketplace Affiliate	$ 1,320.00	$ 1,056.00	20.00%	$ 63.72	$ 49.00	$ 34.29	$ 26.98	$ 22.61
	Add ons								
4169B471AA	TERM LICENSE: DSF,TL 11 or more Addl Print Shops	$ 3,375.00	$ 2,700.00	20.00%	$ 162.92	$ 125.28	$ 87.67	$ 68.99	$ 57.81
4169B472AA	TERM LICENSE: MDSF MarketDirect Fulfillment	$ 7,200.00	$ 5,760.00	20.00%	$ 347.56	$ 267.26	$ 187.03	$ 147.17	$ 123.32
4169B473AA	TERM LICENSE: SmartSox Designer (50 Orders/Mo.)	$ 6,000.00	$ 4,800.00	20.00%	$ 289.63	$ 222.72	$ 155.86	$ 122.64	$ 102.77
4169B474AA	TERM LICENSE: SmartSox Designer (100 Orders/Mo.)	$ 10,800.00	$ 8,640.00	20.00%	$ 521.34	$ 400.90	$ 280.54	$ 220.75	$ 184.98
4169B475AA	TERM LICENSE: SmartSox Designer (150 Orders/Mo.)	$ 14,400.00	$ 11,520.00	20.00%	$ 695.12	$ 534.53	$ 374.05	$ 294.34	$ 246.64
4169B476AA	TERM LICENSE: SmartSox Designer (200 Orders/Mo.)	$ 17,400.00	$ 13,920.00	20.00%	$ 839.93	$ 645.89	$ 451.98	$ 355.66	$ 298.03
4169B477AA	TERM LICENSE: SmartSox Designer (250 Orders/Mo.)	$ 19,800.00	$ 15,840.00	20.00%	$ 955.79	$ 734.98	$ 514.32	$ 404.71	$ 339.13
4169B478AA	TERM LICENSE: SmartSox Designer (300 Orders/Mo.)	$ 21,600.00	$ 17,280.00	20.00%	$ 1,042.68	$ 801.79	$ 561.08	$ 441.50	$ 369.96
4169B479AA	TERM LICENSE: SmartSox Designer (350 Orders/Mo.)	$ 22,800.00	$ 18,240.00	20.00%	$ 1,100.60	$ 846.34	$ 592.25	$ 466.03	$ 390.52
4169B480AA	TERM LICENSE: SmartSox Designer (400 Orders/Mo.)	$ 23,400.00	$ 18,720.00	20.00%	$ 1,129.56	$ 868.61	$ 607.84	$ 478.30	$ 400.80
4169B481AA	TERM LICENSE: SmartSox Designer (450 Orders/Mo.)	$ 24,000.00	$ 19,200.00	20.00%	$ 1,158.53	$ 890.88	$ 623.42	$ 490.56	$ 411.07
4169B482AA	TERM LICENSE: SmartSox Designer (>450 Orders/Mo.)		$ -	N/A	N/A	N/A	N/A	N/A	N/A
4169B483AA	TERM LICENSE: MarketDirect StoreFront Sandbox (Self-Hosted only)	$ 1,800.00	$ 1,440.00	20.00%	$ 86.89	$ 66.82	$ 46.76	$ 36.79	$ 30.83
4169B484AA	TERM LICENSE: MarketDirect StoreFront Auto-Engage	$ 4,200.00	$ 3,360.00	20.00%	$ 202.74	$ 155.90	$ 109.10	$ 85.85	$ 71.94
4169B485AA	TERM LICENSE: ShipExpress (Per Print Shop)	$ 1,200.00	$ 960.00	20.00%	$ 57.93	$ 44.54	$ 31.17	$ 24.53	$ 20.55
4169B486AA	TERM LICENSE: ShipExpress Option LTL (Per Print Shop)	$ 1,200.00	$ 960.00	20.00%	$ 57.93	$ 44.54	$ 31.17	$ 24.53	$ 20.55
4169B487AA	TERM LICENSE: ShipExpress Option Manual/Import Shipments (Per Print Shop)	$ 840.00	$ 672.00	20.00%	$ 40.56	$ 31.18	$ 21.82	$ 17.17	$ 14.39
4169B488AA	TERM LICENSE: Additional Print Shops (Per Print Shop, Req Qty >= 11)	$ 3,375.00	$ 2,700.00	20.00%	$ 162.92	$ 125.28	$ 87.67	$ 68.99	$ 57.81
4169B470AA	TERM LICENSE: Fiery JobFlow JDF Connector	$ -	$ -	N/A	N/A	N/A	N/A	N/A	N/A
	Digital StoreFront Customer-Hosted Solutions								
	Digital StoreFront Customer-Hosted Platform & Options								
7968A817AA	Maintenance: DSF Software Platform	$ 5,000.00	$ 4,000.00	20.00%	$ 241.36	$ 185.60	$ 129.88	$ 102.20	$ 85.64
7968A819AA	Maintenance: DSF Platform: 3-Year DSF Platform (Save 10%)	$ 13,500.00	$ 10,800.00	20.00%	$ 651.67	$ 501.12	$ 350.68	$ 275.94	$ 231.23
7968A820AA	Maintenance: DSF Platform: 4-Year DSF Platform (Save 15%)	$ 17,000.00	$ 13,600.00	20.00%	$ 820.62	$ 631.04	$ 441.59	$ 347.48	$ 291.18
7968A823AA	Maintenance: DSF Platform: 5-Year DSF Platform (Save 20%)	$ 20,000.00	$ 16,000.00	20.00%	$ 965.44	$ 742.40	$ 519.52	$ 408.80	$ 342.56
7968A826AA	Maintenance: DSF Software Sandbox Platform for Testing Environment	$ 2,000.00	$ 1,600.00	20.00%	$ 96.54	$ 74.24	$ 51.95	$ 40.88	$ 34.26
7968A650AA	Maintenance: Credit Card Payment Module	$ 800.00	$ 640.00	20.00%	$ 38.62	$ 29.70	$ 20.78	$ 16.35	$ 13.70
7968A652AA	Maintenance: SSO Authentication Module	$ 1,600.00	$ 1,280.00	20.00%	$ 77.24	$ 59.39	$ 41.56	$ 32.70	$ 27.40
7968A829AA	Maintenance: EFI VDP powered by DirectSmile	$ 2,400.00	$ 1,920.00	20.00%	$ 115.85	$ 89.09	$ 62.34	$ 49.06	$ 41.11
7968A831AA	Maintenance: EFI VDP Rendering Engine Module	$ 2,000.00	$ 1,600.00	20.00%	$ 96.54	$ 74.24	$ 51.95	$ 40.88	$ 34.26
7968A633AA	Maintenance: StoreFront Studio	$ 120.00	$ 96.00	20.00%	$ 5.79	$ 4.45	$ 3.12	$ 2.45	$ 2.06
7968A635AA	Maintenance: EFI VDP Image Personalization Module	$ 2,200.00	$ 1,760.00	20.00%	$ 106.20	$ 81.66	$ 57.15	$ 44.97	$ 37.68
7968A668AA	Maintenance: Legacy PDF	$ 800.00	$ 640.00	20.00%	$ 38.62	$ 29.70	$ 20.78	$ 16.35	$ 13.70
7968A670AA	Maintenance: Shipping Provider Integration per individual shipping provider	$ 800.00	$ 640.00	20.00%	$ 38.62	$ 29.70	$ 20.78	$ 16.35	$ 13.70
7968A672AA	Maintenance: Additional Print Shops(each, 4 or more contact Canon)	$ 1,500.00	$ 1,200.00	20.00%	$ 72.41	$ 55.68	$ 38.96	$ 30.66	$ 25.69
7968A674AA	Maintenance: Additional Business Entity (each, 4 or more contact Canon)	$ 800.00	$ 640.00	20.00%	$ 38.62	$ 29.70	$ 20.78	$ 16.35	$ 13.70
7968A682AA	Maintenance: JDF Connector for PrePress Workflow	$ 1,000.00	$ 800.00	20.00%	$ 48.27	$ 37.12	$ 25.98	$ 20.44	$ 17.13
7968A779AA	MAINTENANCE: Additional Business Entity includes Print Shop	$ 2,200.00	$ 1,760.00	20.00%	$ 106.20	$ 81.66	$ 57.15	$ 44.97	$ 37.68
7968A781AA	MAINTENANCE: Entities for Company Administration	$ 500.00	$ 400.00	20.00%	$ 24.14	$ 18.56	$ 12.99	$ 10.22	$ 8.56
7968A783AA	MAINTENANCE: Entities for Marketplace Affiliate	$ 500.00	$ 400.00	20.00%	$ 24.14	$ 18.56	$ 12.99	$ 10.22	$ 8.56
	Professional Services								
	IMPLEMENTATION AND TRAINING - PLATFORMS								
7968A621AA	DSF CORE Training Services (24 Hours)	N/A	$ 5,400.00	N/A	N/A	N/A	N/A	N/A	N/A
7968A622AA	DSF (Optional) Training Services – Site and Products Build Assistance (16 Hours)	N/A	$ 3,600.00	N/A	N/A	N/A	N/A	N/A	N/A
7968A638AA	DSF (optional) Services – Product Launch and Workflow Refinement (16 Hours)	N/A	$ 5,600.00	N/A	N/A	N/A	N/A	N/A	N/A
6138B429AA	Canon Production Professional Service	N/A	$ 200.00	N/A	N/A	N/A	N/A	N/A	N/A
	IMPLEMENTATION AND TRAINING - PLATFORMS (Optional)								
7968A639AA	Discovery Product/Site (optional) - (16 hours)	N/A	$ 5,600.00	N/A	N/A	N/A	N/A	N/A	N/A
7968A640AA	Discovery Infrastructure/Definition (Optional) - (16 hours)	N/A	$ 5,600.00	N/A	N/A	N/A	N/A	N/A	N/A
7968A641AA	Project Management (Optional) - Sold in blocks of 16 hours	N/A	$ 3,600.00	N/A	N/A	N/A	N/A	N/A	N/A
	IMPLEMENTATION AND TRAINING - MODULES								
7968A643AA	EFI VDP Training and Implementation Package (12 Hours)	N/A	$ 2,700.00	N/A	N/A	N/A	N/A	N/A	N/A
7968A644AA	EFI VDP Image Personalization Training Package (8 Hours)	N/A	$ 1,800.00	N/A	N/A	N/A	N/A	N/A	N/A
7968A645AA	EFI VDP Professional Training and Implementation Package (24 Hours)	N/A	$ 5,400.00	N/A	N/A	N/A	N/A	N/A	N/A
7968A647AA	DSF to Fiery Integration Package (4 hours, maximum of 2 Fiery/Fiery Central servers)	N/A	$ 900.00	N/A	N/A	N/A	N/A	N/A	N/A
7968A648AA	DSF to Fiery Integration Tier 1 support & renewal - 1 year	N/A	$ 1,350.00	N/A	N/A	N/A	N/A	N/A	N/A
	ADDITIONAL SERVICES								
7968A604AA	EFI Professional Services: Daily Rate (Off-Site)	N/A	$ 1,800.00	N/A	N/A	N/A	N/A	N/A	N/A
7968A605AA	EFI Professional Services:(DSF) 2-Day On-Site (Includes Travel)	N/A	$ 5,600.00	N/A	N/A	N/A	N/A	N/A	N/A
7968A606AA	EFI Professional Services: (DSF) Daily Rate (Additional Day On-Site)	N/A	$ 2,500.00	N/A	N/A	N/A	N/A	N/A	N/A
7968A607AA	EFI Professional Services: Hourly Rate (Off-Site, Min. 2 Hours)	N/A	$ 225.00	N/A	N/A	N/A	N/A	N/A	N/A
7968A642AA	Managed Services (Optional) - (116 Hours) - Customizable by project	N/A	$ -	N/A	N/A	N/A	N/A	N/A	N/A
	VarioPrint i/ varioPRINT Connector Fiery Central Solo								
3077B126AA	VarioPrint Connector Fiery Central Solo	$ 6,990.00	$ 5,592.00	20.00%	$ 337.42	$ 259.47	$ 181.57	$ 142.88	$ 119.72
3077B113AA	Annual Maintenance: VarioPrint Connector Fiery Central Solo	$ 999.00	$ 799.20	20.00%	$ 48.22	$ 37.08	$ 25.95	$ 20.42	$ 17.11
3077B124AA	Printer license for one Canon varioPRINT DP or Oce VarioPrint 6000	$ 3,000.00	$ 2,400.00	20.00%	$ 144.82	$ 111.36	$ 77.93	$ 61.32	$ 51.38
	EFI Fiery Central								
	Fiery Central 2.0 Based Configuration								
3077B101AA	Fiery Central 2.0 Software	$ 4,995.00	$ 3,996.00	20.00%	$ 241.12	$ 185.41	$ 129.75	$ 102.10	$ 85.55
	Fiery Central Additional Printer Licenses								
3077B102AA	Fiery driven engine - One additional printer license	$ 1,000.00	$ 800.00	20.00%	$ 48.27	$ 37.12	$ 25.98	$ 20.44	$ 17.13
3077B123AA	KM bizHub B/W or Xerox Nuvera or Kodak Digimaster – One printer license	$ 7,500.00	$ 6,000.00	20.00%	$ 362.04	$ 278.40	$ 194.82	$ 153.30	$ 128.46
3077B124AA	Canon varioPRINT DP or Oce VarioPrint 6000 - One printer license	$ 3,000.00	$ 2,400.00	20.00%	$ 144.82	$ 111.36	$ 77.93	$ 61.32	$ 51.38
	Options								
3077B105AA	Fiery JobFlow	$ 4,495.00	$ 3,596.00	20.00%	$ 216.98	$ 166.85	$ 116.76	$ 91.88	$ 76.99
3077B106AA	Fiery JobMaster	$ 3,500.00	$ 2,800.00	20.00%	$ 168.95	$ 129.92	$ 90.92	$ 71.54	$ 59.95
3077B107AA	Fiery Impose	$ 2,500.00	$ 2,000.00	20.00%	$ 120.68	$ 92.80	$ 64.94	$ 51.10	$ 42.82
3077B108AA	Fiery JobMaster – Impose Bundle	$ 5,000.00	$ 4,000.00	20.00%	$ 241.36	$ 185.60	$ 129.88	$ 102.20	$ 85.64
	Upgrade EFI Fiery Central V1.8 to Fiery Central V2.0								
3077B110AA	Software Upgrade, Fiery Central V1.8 to Fiery Central V2.0	$ -	$ -	N/A	N/A	N/A	N/A	N/A	N/A
	EFI Software Maintenance and Support								
3077B113AA	Fiery Central 2.0 Base Configuration annual s/w support & maintenance	$ 999.00	$ 799.20	20.00%	$ 48.22	$ 37.08	$ 25.95	$ 20.42	$ 17.11
3077B114AA	Fiery JobFlow annual support & maintenance	$ 899.00	$ 719.20	20.00%	$ 43.40	$ 33.37	$ 23.35	$ 18.38	$ 15.40
3077B115AA	Fiery JobMaster annual support & maintenance	$ 700.00	$ 560.00	20.00%	$ 33.79	$ 25.98	$ 18.18	$ 14.31	$ 11.99
3077B116AA	Fiery JobMaster---Impose annual support & maintenance	$ 1,000.00	$ 800.00	20.00%	$ 48.27	$ 37.12	$ 25.98	$ 20.44	$ 17.13
	EFI Fiery Central Professional Services								
3077B117AA	EFI Fiery Central Implementation Package - 2 days on-site	N/A	$ 5,520.00	N/A	N/A	N/A	N/A	N/A	N/A
3077B118AA	EFI Fiery Central Implementation Package - 3 days on-site	N/A	$ 7,590.00	N/A	N/A	N/A	N/A	N/A	N/A
3077B119AA	EFI Fiery Central Implementation Package - 4 days on-site	N/A	$ 9,660.00	N/A	N/A	N/A	N/A	N/A	N/A
	EFI PrintMe								
	EFI PrintMe Subscriptions								
6365B013AA	EFI PrintMe MEAP V2 1 yr subscription	$ 652.00	$ 521.60	20.00%	$ 31.47	$ 24.20	$ 16.94	$ 13.33	$ 11.17
6365B014AA	EFI PrintMe MEAP V2 3 yr subscription	$ 1,145.00	$ 916.00	20.00%	$ 55.27	$ 42.50	$ 29.74	$ 23.40	$ 19.61

NASPO State: Florida

Item Code	Description	MSRP	Purchase Price	% off MSRP	Straight Lease Monthly Payments				
					18 Months	24 Months	36 Months	48 Months	60 Months
6365B015AA	EFI PrintMe MEAP V2: 5 yr subscription	$ 1,599.00	$ 1,279.20	20.00%	$ 77.19	$ 59.35	$ 41.54	$ 32.68	$ 27.39
	EFI PrintMe Renewals								
6365B016AA	EFI PrintMe MEAP V2: 1 yr renewal	$ 299.00	$ 239.20	20.00%	$ 14.43	$ 11.10	$ 7.77	$ 6.11	$ 5.12
6365B017AA	EFI PrintMe MEAP V2: 3 yr renewal	$ 799.00	$ 639.20	20.00%	$ 38.57	$ 29.66	$ 20.75	$ 16.33	$ 13.69
6365B018AA	EFI PrintMe MEAP V2: 5 yr renewal	$ 1,299.00	$ 1,039.20	20.00%	$ 62.71	$ 48.22	$ 33.74	$ 26.55	$ 22.25
	Direct Print and Scan for Mobile								
	Direct Print and Scan for Mobile								
8033B004AA	Direct Print and Scan for Mobile - (Software Only) e-LAN	$ 100.00	$ 80.00	20.00%	$ 4.83	$ 3.71	$ 2.60	$ 2.04	$ 1.71
	FedRAMP Services								
	Netaphor Site Audit FedRAMP Services								
9693B023AA	Netaphor Meter Read FedRAMP Service per Device per Month	$ 1.20	$ 0.96	20.00%	N/A	N/A	N/A	N/A	N/A
9693B024AA	Netaphor Remote Device Monitoring FedRAMP Service per Device per Month	$ 1.60	$ 1.28	20.00%	N/A	N/A	N/A	N/A	N/A
9693B025AA	Netaphor Meter Read Upgrade to Remote Device Monitoring FedRAMP Service per Device per Month	$ 0.70	$ 0.56	20.00%	N/A	N/A	N/A	N/A	N/A
9693B007AA	Netaphor Visualizer - Yearly License	$ 1,600.00	$ 1,280.00	20.00%	N/A	N/A	N/A	N/A	N/A
9693B021AA	Site Audit ServiceNow Connector - Yearly License	$ 8,000.00	$ 6,400.00	20.00%	N/A	N/A	N/A	N/A	N/A
9693B022AA	ServiceNow Connector - One Time Installation	$ 4,800.00	$ 3,840.00	20.00%	N/A	N/A	N/A	N/A	N/A
	Netaphor Site Audit FedRAMP Professional Service								
3340B173AA	Site Audit Service Set-Up Fee (up to 500 devices	$ 500.00	$ 500.00	0.00%	N/A	N/A	N/A	N/A	N/A
	uniFLOW Online Print and Scan FedRAMP								
3575B920AA	Cloud Print & Scan FedRAMP - Add One Type 1 device	$ 1.00	$ 0.80	20.00%	N/A	N/A	N/A	N/A	N/A
3575B893AA	Cloud Print & Scan FedRAMP Month-Device License, Type 1, 1-9 devices	$ 42.00	$ 33.60	20.00%	N/A	N/A	N/A	N/A	N/A
3575B894AA	Cloud Print & Scan FedRAMP Month-Device License, Type 1, 10-24 devices	$ 24.00	$ 19.20	20.00%	N/A	N/A	N/A	N/A	N/A
3575B895AA	Cloud Print & Scan FedRAMP Month-Device License, Type 1, 25-49 devices	$ 18.00	$ 14.40	20.00%	N/A	N/A	N/A	N/A	N/A
3575B896AA	Cloud Print & Scan FedRAMP Month-Device License, Type 1, 50-74 devices	$ 16.20	$ 12.96	20.00%	N/A	N/A	N/A	N/A	N/A
3575B897AA	Cloud Print & Scan FedRAMP Month-Device License, Type 1, 75-99 devices	$ 14.40	$ 11.52	20.00%	N/A	N/A	N/A	N/A	N/A
3575B898AA	Cloud Print & Scan FedRAMP Month-Device License, Type 1, 100-149 devices	$ 13.20	$ 10.56	20.00%	N/A	N/A	N/A	N/A	N/A
3575B899AA	Cloud Print & Scan FedRAMP Month-Device License, Type 1, 150-199 devices	$ 12.60	$ 10.08	20.00%	N/A	N/A	N/A	N/A	N/A
3575B900AA	Cloud Print & Scan FedRAMP Month-Device License, Type 1, 200-249 devices	$ 12.00	$ 9.60	20.00%	N/A	N/A	N/A	N/A	N/A
3575B901AA	Cloud Print & Scan FedRAMP Month-Device License, Type 1, 250-499 devices	$ 11.40	$ 9.12	20.00%	N/A	N/A	N/A	N/A	N/A
3575B902AA	Cloud Print & Scan FedRAMP Month-Device License, Type 1, 500-999 devices	$ 10.80	$ 8.64	20.00%	N/A	N/A	N/A	N/A	N/A
3575B903AA	Cloud Print & Scan FedRAMP Month-Device License, Type 1, 1,000-1,999 devices	$ 10.20	$ 8.16	20.00%	N/A	N/A	N/A	N/A	N/A
3575B904AA	Cloud Print & Scan FedRAMP Month-Device License, Type 1, 2,000-2,999 devices	$ 9.60	$ 7.68	20.00%	N/A	N/A	N/A	N/A	N/A
3575B905AA	Cloud Print & Scan FedRAMP Month-Device License, Type 1, 3,000+ devices	$ 9.00	$ 7.20	20.00%	N/A	N/A	N/A	N/A	N/A
	uniFLOW Online Print and Scan FedRAMP Subscription - Type II Month-Device Licenses								
3575B863AA	Cloud Print & Scan FedRAMP, Add One Type 2 device	$ 1.00	$ 0.80	20.00%	N/A	N/A	N/A	N/A	N/A
3575B864AA	Cloud Print & Scan FedRAMP Month-Device License, Type 2, 1-9 devices	$ 21.38	$ 17.11	20.00%	N/A	N/A	N/A	N/A	N/A
3575B865AA	Cloud Print & Scan FedRAMP Month-Device License, Type 2, 10-24 devices	$ 16.04	$ 12.83	20.00%	N/A	N/A	N/A	N/A	N/A
3575B866AA	Cloud Print & Scan FedRAMP Month-Device License, Type 2, 25-49 devices	$ 12.51	$ 10.01	20.00%	N/A	N/A	N/A	N/A	N/A
3575B867AA	Cloud Print & Scan FedRAMP Month-Device License, Type 2, 50-74 devices	$ 11.26	$ 9.01	20.00%	N/A	N/A	N/A	N/A	N/A
3575B868AA	Cloud Print & Scan FedRAMP Month-Device License, Type 2, 75-99 devices	$ 10.13	$ 8.11	20.00%	N/A	N/A	N/A	N/A	N/A
3575B869AA	Cloud Print & Scan FedRAMP Month-Device License, Type 2, 100-149 devices	$ 9.12	$ 7.30	20.00%	N/A	N/A	N/A	N/A	N/A
3575B870AA	Cloud Print & Scan FedRAMP Month-Device License, Type 2, 150-199 devices	$ 8.21	$ 6.57	20.00%	N/A	N/A	N/A	N/A	N/A
3575B871AA	Cloud Print & Scan FedRAMP Month-Device License, Type 2, 200-249 devices	$ 7.80	$ 6.24	20.00%	N/A	N/A	N/A	N/A	N/A
3575B872AA	Cloud Print & Scan FedRAMP Month-Device License, Type 2, 250-499 devices	$ 7.41	$ 5.93	20.00%	N/A	N/A	N/A	N/A	N/A
3575B873AA	Cloud Print & Scan FedRAMP Month-Device License, Type 2, 500-999 devices	$ 7.04	$ 5.63	20.00%	N/A	N/A	N/A	N/A	N/A
3575B874AA	Cloud Print & Scan FedRAMP Month-Device License, Type 2, 1,000-1,999 devices	$ 6.69	$ 5.35	20.00%	N/A	N/A	N/A	N/A	N/A
3575B875AA	Cloud Print & Scan FedRAMP Month-Device License, Type 2, 2,000-2,999 devices	$ 6.35	$ 5.08	20.00%	N/A	N/A	N/A	N/A	N/A
3575B876AA	Cloud Print & Scan FedRAMP Month-Device License, Type 2, 3,000+ devices	$ 6.03	$ 4.82	20.00%	N/A	N/A	N/A	N/A	N/A
	Professional Services								
3340B168AA	uniFLOW Online FedRAMP Standard Support Base Package Annual (include 10 devices	$ 1,800.00	$ 1,800.00	0.00%	N/A	N/A	N/A	N/A	N/A
3340B169AA	uniFLOW Online FedRAMP Standard Support Per Device per Year(11-100 Devices	$ 48.00	$ 48.00	0.00%	N/A	N/A	N/A	N/A	N/A
3340B170AA	uniFLOW Online FedRAMP Standard Support Per Device per Year(101-500 Devices	$ 36.00	$ 36.00	0.00%	N/A	N/A	N/A	N/A	N/A
3340B171AA	uniFLOW Online FedRAMP Standard Support Per Device per Year(>501 Devices	$ 24.00	$ 24.00	0.00%	N/A	N/A	N/A	N/A	N/A
	UniFLOW								
	uniFLOW Print & Scan Subscription for Type 1 - Device-Month Licenses <Type 1: for imageRUNNER ADVANCE models>								
3575B792AA	Print & Scan, Type 1, 1-9 devices	$ 31.11	$ 24.89	20.00%	N/A	N/A	N/A	N/A	N/A
3575B806AA	Print & Scan, Type 1, 10-24 devices	$ 17.78	$ 14.22	20.00%	N/A	N/A	N/A	N/A	N/A
3575B807AA	Print & Scan, Type 1, 25-49 devices	$ 13.33	$ 10.67	20.00%	N/A	N/A	N/A	N/A	N/A
3575B808AA	Print & Scan, Type 1, 50-74 devices	$ 12.00	$ 9.60	20.00%	N/A	N/A	N/A	N/A	N/A
3575B809AA	Print & Scan, Type 1, 75-99 devices	$ 10.67	$ 8.53	20.00%	N/A	N/A	N/A	N/A	N/A
3575B810AA	Print & Scan, Type 1, 100-149 devices	$ 9.78	$ 7.82	20.00%	N/A	N/A	N/A	N/A	N/A
3575B811AA	Print & Scan, Type 1, 150-199 devices	$ 9.33	$ 7.47	20.00%	N/A	N/A	N/A	N/A	N/A
3575B812AA	Print & Scan, Type 1, 200-249 devices	$ 8.89	$ 7.11	20.00%	N/A	N/A	N/A	N/A	N/A
3575B813AA	Print & Scan, Type 1, 250-499 devices	$ 8.44	$ 6.76	20.00%	N/A	N/A	N/A	N/A	N/A
3575B814AA	Print & Scan, Type 1, 500-999 devices	$ 8.00	$ 6.40	20.00%	N/A	N/A	N/A	N/A	N/A
3575B815AA	Print & Scan, Type 1, 1,000-1,999 devices	$ 7.56	$ 6.04	20.00%	N/A	N/A	N/A	N/A	N/A
3575B816AA	Print & Scan, Type 1, 2,000-2,999 devices	$ 7.11	$ 5.69	20.00%	N/A	N/A	N/A	N/A	N/A
3575B817AA	Print & Scan, Type 1, 3,000+ devices	$ 6.67	$ 5.33	20.00%	N/A	N/A	N/A	N/A	N/A
	uniFLOW Print & Scan Subscription for Type 2- Device-Month Licenses <Type 2: for imageRUNNER, imageCLASS, Multi-vendor devices, Devices with Release Station>								
3575B831AA	Print & Scan, Type 2, 1-9 devices	$ 15.84	$ 12.67	20.00%	N/A	N/A	N/A	N/A	N/A
3575B832AA	Print & Scan, Type 2, 10-24 devices	$ 11.88	$ 9.50	20.00%	N/A	N/A	N/A	N/A	N/A
3575B833AA	Print & Scan, Type 2, 25-49 devices	$ 9.27	$ 7.41	20.00%	N/A	N/A	N/A	N/A	N/A
3575B834AA	Print & Scan, Type 2, 50-74 devices	$ 8.34	$ 6.67	20.00%	N/A	N/A	N/A	N/A	N/A
3575B835AA	Print & Scan, Type 2, 75-99 devices	$ 7.51	$ 6.00	20.00%	N/A	N/A	N/A	N/A	N/A
3575B836AA	Print & Scan, Type 2, 100-149 devices	$ 6.76	$ 5.40	20.00%	N/A	N/A	N/A	N/A	N/A
3575B837AA	Print & Scan, Type 2, 150-199 devices	$ 6.08	$ 4.86	20.00%	N/A	N/A	N/A	N/A	N/A
3575B838AA	Print & Scan, Type 2, 200-249 devices	$ 5.78	$ 4.62	20.00%	N/A	N/A	N/A	N/A	N/A
3575B839AA	Print & Scan, Type 2, 250-499 devices	$ 5.49	$ 4.39	20.00%	N/A	N/A	N/A	N/A	N/A
3575B840AA	Print & Scan, Type 2, 500-999 devices	$ 5.21	$ 4.17	20.00%	N/A	N/A	N/A	N/A	N/A
3575B841AA	Print & Scan, Type 2, 1,000-1,999 devices	$ 4.95	$ 3.96	20.00%	N/A	N/A	N/A	N/A	N/A
3575B842AA	Print & Scan, Type 2, 2,000-2,999 devices	$ 4.70	$ 3.76	20.00%	N/A	N/A	N/A	N/A	N/A
3575B843AA	Print & Scan, Type 2, 3,000+ devices	$ 4.47	$ 3.58	20.00%	N/A	N/A	N/A	N/A	N/A
	uniFLOW Image Processing for Type 1(for IR ADV models)- Device-Month Licenses <Type 1: for imageRUNNER ADVANCE models>								
3575B818AA	Image Processing, Type 1, 1-9 devices	$ 34.22	$ 27.38	20.00%	N/A	N/A	N/A	N/A	N/A
3575B819AA	Image Processing, Type 1, 10-24 devices	$ 19.56	$ 15.64	20.00%	N/A	N/A	N/A	N/A	N/A
3575B820AA	Image Processing, Type 1, 25-49 devices	$ 14.67	$ 11.73	20.00%	N/A	N/A	N/A	N/A	N/A
3575B821AA	Image Processing, Type 1, 50-74 devices	$ 13.20	$ 10.56	20.00%	N/A	N/A	N/A	N/A	N/A
3575B822AA	Image Processing, Type 1, 75-99 devices	$ 11.73	$ 9.39	20.00%	N/A	N/A	N/A	N/A	N/A
3575B823AA	Image Processing, Type 1, 100-149 devices	$ 10.76	$ 8.60	20.00%	N/A	N/A	N/A	N/A	N/A
3575B824AA	Image Processing, Type 1, 150-199 devices	$ 10.27	$ 8.21	20.00%	N/A	N/A	N/A	N/A	N/A
3575B825AA	Image Processing, Type 1, 200-249 devices	$ 9.78	$ 7.82	20.00%	N/A	N/A	N/A	N/A	N/A
3575B826AA	Image Processing, Type 1, 250-499 devices	$ 9.29	$ 7.43	20.00%	N/A	N/A	N/A	N/A	N/A
3575B827AA	Image Processing, Type 1, 500-999 devices	$ 8.80	$ 7.04	20.00%	N/A	N/A	N/A	N/A	N/A
3575B828AA	Image Processing, Type 1, 1,000-1,999 devices	$ 8.31	$ 6.65	20.00%	N/A	N/A	N/A	N/A	N/A
3575B829AA	Image Processing, Type 1, 2,000-2,999 devices	$ 7.82	$ 6.26	20.00%	N/A	N/A	N/A	N/A	N/A
3575B830AA	Image Processing, Type 1, 3,000+ devices	$ 7.33	$ 5.87	20.00%	N/A	N/A	N/A	N/A	N/A
	uniFLOW Image Processing Subscription for Type 2- Device-Month Licenses <Type 2: for imageRUNNER, imageCLASS, Multi-vendor devices, Devices with Release Station>								
3575B793AA	Image Processing, Type 2, 1-9 devices	$ 17.11	$ 13.69	20.00%	N/A	N/A	N/A	N/A	N/A
3575B794AA	Image Processing, Type 2, 10-24 devices	$ 9.78	$ 7.82	20.00%	N/A	N/A	N/A	N/A	N/A
3575B795AA	Image Processing, Type 2, 25-49 devices	$ 7.33	$ 5.87	20.00%	N/A	N/A	N/A	N/A	N/A
3575B796AA	Image Processing, Type 2, 50-74 devices	$ 6.60	$ 5.28	20.00%	N/A	N/A	N/A	N/A	N/A
3575B797AA	Image Processing, Type 2, 75-99 devices	$ 5.87	$ 4.69	20.00%	N/A	N/A	N/A	N/A	N/A
3575B798AA	Image Processing, Type 2, 100-149 devices	$ 5.38	$ 4.30	20.00%	N/A	N/A	N/A	N/A	N/A
3575B799AA	Image Processing, Type 2, 150-199 devices	$ 5.13	$ 4.11	20.00%	N/A	N/A	N/A	N/A	N/A
3575B800AA	Image Processing, Type 2, 200-249 devices	$ 4.89	$ 3.91	20.00%	N/A	N/A	N/A	N/A	N/A
3575B801AA	Image Processing, Type 2, 250-499 devices	$ 4.64	$ 3.72	20.00%	N/A	N/A	N/A	N/A	N/A
3575B802AA	Image Processing, Type 2, 500-999 devices	$ 4.40	$ 3.52	20.00%	N/A	N/A	N/A	N/A	N/A
3575B803AA	Image Processing, Type 2, 1,000-1,999 devices	$ 4.16	$ 3.32	20.00%	N/A	N/A	N/A	N/A	N/A
3575B804AA	Image Processing, Type 2, 2,000-2,999 devices	$ 3.91	$ 3.13	20.00%	N/A	N/A	N/A	N/A	N/A
3575B805AA	Image Processing, Type 2, 3,000+ devices	$ 3.67	$ 2.93	20.00%	N/A	N/A	N/A	N/A	N/A
	uniFLOW (Server Editions)								
	Workgroup Edition (50 Users - Floating)								
3575B024AA	uniFLOW Output Manager Basic Office License, Workgroup Edition	$ 1,330.00	$ 1,064.00	20.00%	$ 64.29	$ 49.37	$ 34.55	$ 27.19	$ 22.78
3575B025AA	uniFLOW Additional Office Module, Workgroup Edition	$ 830.00	$ 664.00	20.00%	$ 40.07	$ 30.81	$ 21.56	$ 16.97	$ 14.22
3575B134AA	uniFLOW Remote Print Server, Workgroup Edition	$ 830.00	$ 664.00	20.00%	$ 40.07	$ 30.81	$ 21.56	$ 16.97	$ 14.22
	Business Edition (250 Users - Floating)								
3575B019AA	uniFLOW Output Manager Basic Office License, Business Edition	$ 2,380.00	$ 1,904.00	20.00%	$ 114.89	$ 88.35	$ 61.82	$ 48.65	$ 40.76
3575B020AA	uniFLOW Additional Office Module, Business Edition	$ 830.00	$ 664.00	20.00%	$ 40.07	$ 30.81	$ 21.56	$ 16.97	$ 14.22
3575B023AA	uniFLOW Remote Print Server, Business Edition	$ 830.00	$ 664.00	20.00%	$ 40.07	$ 30.81	$ 21.56	$ 16.97	$ 14.22
	Corporate Edition (500 Users - Floating)								
3575B014AA	uniFLOW Output Manager Basic Office License, Corporate Editior	$ 4,280.00	$ 3,424.00	20.00%	$ 206.60	$ 158.87	$ 111.18	$ 87.48	$ 73.31
3575B015AA	uniFLOW Additional Office Module, Corporate Editior	$ 1,880.00	$ 1,504.00	20.00%	$ 90.75	$ 69.79	$ 48.83	$ 38.43	$ 32.20
3575B018AA	uniFLOW Remote Print Server, Corporate Editior	$ 1,110.00	$ 888.00	20.00%	$ 53.58	$ 41.20	$ 28.83	$ 22.69	$ 19.01
	Enterprise Edition (Unlimited Users)								
3575B005AA	uniFLOW Output Manager Basic Office License, Enterprise Editior	$ 7,600.00	$ 6,080.00	20.00%	$ 366.87	$ 282.11	$ 197.42	$ 155.34	$ 130.17
3575B006AA	uniFLOW Additional Office Module, Enterprise Editior	$ 3,070.00	$ 2,456.00	20.00%	$ 148.20	$ 113.96	$ 79.75	$ 62.75	$ 52.58

NASPO State: Florida

Item Code	Description	MSRP	Purchase Price	% off MSRP	Straight Lease Monthly Payments				
					18 Months	24 Months	36 Months	48 Months	60 Months
3575B009AA	uniFLOW Remote Print Server, Enterprise Edition	$ 1,550.00	$ 1,240.00	20.00%	$ 74.82	$ 57.54	$ 40.26	$ 31.68	$ 26.55
3575B010AA	uniFLOW 10-Pack Remote Print Server, Enterprise Edition	$ 13,920.00	$ 11,136.00	20.00%	$ 671.95	$ 516.71	$ 361.59	$ 284.52	$ 238.42
3575B012AA	uniFLOW 25-Pack Remote Print Server, Enterprise Edition	$ 32,990.00	$ 26,392.00	20.00%	$ 1,592.49	$ 1,224.59	$ 856.95	$ 674.32	$ 565.05
3575B013AA	uniFLOW Remote Print Server unlimited, Enterprise Edition	$ 165,600.00	$ 132,480.00	20.00%	$ 7,993.84	$ 6,147.07	$ 4,301.63	$ 3,384.86	$ 2,836.40
	uniFLOW Login Manager								
	Universal Login Manager (ULM) + MiCard PLUS Bundle								
3575B258AA	Universal Login Manager - 1 Device	$ 220.00	$ 176.00	20.00%	$ 10.62	$ 8.17	$ 5.71	$ 4.50	$ 3.77
3575B328AA	Universal Login Manager - 5 Device	$ 1,040.00	$ 832.00	20.00%	$ 50.20	$ 38.60	$ 27.02	$ 21.26	$ 17.81
3575B259AA	Universal Login Manager - 10 Device	$ 1,930.00	$ 1,544.00	20.00%	$ 93.16	$ 71.64	$ 50.13	$ 39.45	$ 33.06
3575B260AA	Universal Login Manager - 25 Device	$ 4,580.00	$ 3,664.00	20.00%	$ 221.09	$ 170.01	$ 118.97	$ 93.62	$ 78.45
3575B261AA	Universal Login Manager - 50 Device	$ 8,670.00	$ 6,936.00	20.00%	$ 418.52	$ 321.83	$ 225.21	$ 177.21	$ 148.50
3575B262AA	Universal Login Manager -75 Device	$ 12,300.00	$ 9,840.00	20.00%	$ 593.75	$ 456.58	$ 319.50	$ 251.41	$ 210.67
3575B263AA	Universal Login Manager -100 Device	$ 15,450.00	$ 12,360.00	20.00%	$ 745.80	$ 573.50	$ 401.33	$ 315.80	$ 264.63
3575B264AA	Universal Login Manager - 250 Device	$ 35,430.00	$ 28,344.00	20.00%	$ 1,710.28	$ 1,315.16	$ 920.33	$ 724.19	$ 606.85
	uniFLOW Secure Public Print (SPP) and Scan Device License for MEAP - Provides Login + Secure Printing + Scan								
3575B590AA	SPP + Scan Device License for MEAP - 1 Device	$ 1,240.00	$ 992.00	20.00%	$ 59.86	$ 46.03	$ 32.21	$ 25.35	$ 21.24
3575B591AA	SPP + Scan Device License for MEAP - 5 Device	$ 5,550.00	$ 4,440.00	20.00%	$ 267.91	$ 206.02	$ 144.17	$ 113.44	$ 95.06
3575B592AA	SPP + Scan Device License for MEAP - 10 Device	$ 9,920.00	$ 7,936.00	20.00%	$ 478.86	$ 368.23	$ 257.68	$ 202.76	$ 169.91
3575B593AA	SPP + Scan Device License for MEAP - 25 Device	$ 22,770.00	$ 18,216.00	20.00%	$ 1,099.15	$ 845.22	$ 591.47	$ 465.42	$ 390.00
3575B594AA	SPP + Scan Device License for MEAP - 50 Device	$ 41,530.00	$ 33,224.00	20.00%	$ 2,004.74	$ 1,541.59	$ 1,078.78	$ 848.87	$ 711.33
3575B595AA	SPP + Scan Device License for MEAP - 75 Device	$ 56,270.00	$ 45,016.00	20.00%	$ 2,716.27	$ 2,088.74	$ 1,461.67	$ 1,150.16	$ 963.79
3575B596AA	SPP + Scan Device License for MEAP - 100 Device	$ 67,000.00	$ 53,600.00	20.00%	$ 3,234.22	$ 2,487.04	$ 1,740.39	$ 1,369.48	$ 1,147.58
3575B597AA	SPP + Scan Device License for MEAP - 250 Device	$ 144,560.00	$ 115,648.00	20.00%	$ 6,978.20	$ 5,366.07	$ 3,755.09	$ 2,954.81	$ 2,476.02
	uniFLOW Secure Printing (SPP)								
	uniFLOW Secure Public Print (SPP) Device License for MEAP - Provides Login + Secure Printing								
3575B028AA	uniFLOW SPP Device License for MEAP 1 Device	$ 530.00	$ 424.00	20.00%	$ 25.58	$ 19.67	$ 13.77	$ 10.83	$ 9.08
3575B308AA	uniFLOW SPP Device License for MEAP 5 Device	$ 2,410.00	$ 1,928.00	20.00%	$ 116.34	$ 89.46	$ 62.60	$ 49.26	$ 41.28
3575B029AA	uniFLOW SPP Device License for MEAP 10 Device	$ 4,320.00	$ 3,456.00	20.00%	$ 208.54	$ 160.36	$ 112.22	$ 88.30	$ 73.99
3575B030AA	uniFLOW SPP Device License for MEAP 25 Device	$ 10,030.00	$ 8,024.00	20.00%	$ 484.17	$ 372.31	$ 260.54	$ 205.01	$ 171.79
3575B031AA	uniFLOW SPP Device License for MEAP 50 Device	$ 18,520.00	$ 14,816.00	20.00%	$ 894.00	$ 687.46	$ 481.08	$ 378.55	$ 317.21
3575B032AA	uniFLOW SPP Device License for MEAP 75 Device	$ 25,480.00	$ 20,384.00	20.00%	$ 1,229.97	$ 945.82	$ 661.87	$ 520.81	$ 436.42
3575B033AA	uniFLOW SPP Device License for MEAP 100 Device	$ 30,910.00	$ 24,728.00	20.00%	$ 1,492.09	$ 1,147.38	$ 802.92	$ 631.80	$ 529.43
3575B161AA	uniFLOW SPP Device License for MEAP 250 Device	$ 68,490.00	$ 54,792.00	20.00%	$ 3,306.15	$ 2,542.35	$ 1,779.10	$ 1,399.94	$ 1,173.10
	uniFLOW Secure Public Print (SPP) Upgrade - Upgrade to Secure Print functionality if ULM or uniFLOW Login Manager is already purchased								
3575B265AA	uniFLOW SPP Addition for MEAP 1 Device	$ 310.00	$ 248.00	20.00%	$ 14.96	$ 11.51	$ 8.05	$ 6.34	$ 5.31
3575B309AA	uniFLOW SPP Addition for MEAP 5 Device	$ 1,370.00	$ 1,096.00	20.00%	$ 66.13	$ 50.85	$ 35.59	$ 28.00	$ 23.47
3575B266AA	uniFLOW SPP Addition for MEAP 10 Device	$ 2,400.00	$ 1,920.00	20.00%	$ 115.85	$ 89.09	$ 62.34	$ 49.06	$ 41.11
3575B267AA	uniFLOW SPP Addition for MEAP 25 Device	$ 5,460.00	$ 4,368.00	20.00%	$ 263.57	$ 202.68	$ 141.83	$ 111.60	$ 93.52
3575B268AA	uniFLOW SPP Addition for MEAP 50 Device	$ 9,860.00	$ 7,888.00	20.00%	$ 475.96	$ 366.00	$ 256.12	$ 201.54	$ 168.88
3575B269AA	uniFLOW SPP Addition for MEAP 75 Device	$ 13,190.00	$ 10,352.00	20.00%	$ 636.71	$ 489.61	$ 342.62	$ 269.60	$ 225.92
3575B270AA	uniFLOW SPP Addition for MEAP 100 Device	$ 15,460.00	$ 12,368.00	20.00%	$ 746.29	$ 573.88	$ 401.59	$ 316.00	$ 264.80
3575B271AA	uniFLOW SPP Addition for MEAP 250 Device	$ 32,990.00	$ 26,072.00	20.00%	$ 1,573.18	$ 1,209.74	$ 846.56	$ 666.14	$ 558.20
	uniFLOW Secure Public Print (SPP) Device License for CMFP								
3575B197AA	uniFLOW Login Device License for CMFP 1 Device	$ 200.00	$ 160.00	20.00%	$ 9.65	$ 7.42	$ 5.20	$ 4.09	$ 3.43
3575B198AA	uniFLOW Login Device License for CMFP 10 Device	$ 1,810.00	$ 1,448.00	20.00%	$ 87.37	$ 67.19	$ 47.02	$ 37.00	$ 31.05
3575B199AA	uniFLOW Login Device License for CMFP 25 Device	$ 4,400.00	$ 3,520.00	20.00%	$ 212.40	$ 163.33	$ 114.25	$ 89.94	$ 75.49
3575B200AA	uniFLOW Login Device License for CMFP 50 Device	$ 8,570.00	$ 6,856.00	20.00%	$ 413.69	$ 318.12	$ 222.61	$ 175.17	$ 146.99
3575B201AA	uniFLOW Login Device License for CMFP 75 Device	$ 12,510.00	$ 10,008.00	20.00%	$ 603.88	$ 464.37	$ 324.96	$ 255.70	$ 214.57
3575B202AA	uniFLOW Login Device License for CMFP 100 Device	$ 16,220.00	$ 12,976.00	20.00%	$ 782.97	$ 602.09	$ 421.33	$ 331.54	$ 277.82
3575B416AA	SPP Device License for CMFP - 250 Device	$ 39,390.00	$ 31,512.00	20.00%	$ 1,901.43	$ 1,462.16	$ 1,023.19	$ 805.13	$ 674.67
	uniFLOW Secure Public Print (SPP) Device License for SFP MEAP								
3575B322AA	uniFLOW SPP Device License for SFP MEAP 1 Device	$ 160.00	$ 128.00	20.00%	$ 7.72	$ 5.94	$ 4.16	$ 3.27	$ 2.74
3575B323AA	uniFLOW SPP Device License for SFP MEAP 10 Device	$ 1,470.00	$ 1,176.00	20.00%	$ 70.96	$ 54.57	$ 38.18	$ 30.05	$ 25.18
3575B324AA	uniFLOW SPP Device License for SFP MEAP 25 Device	$ 3,590.00	$ 2,872.00	20.00%	$ 173.30	$ 133.26	$ 93.25	$ 73.38	$ 61.49
3575B325AA	uniFLOW SPP Device License for SFP MEAP 50 Device	$ 7,040.00	$ 5,632.00	20.00%	$ 339.83	$ 261.32	$ 182.87	$ 143.90	$ 120.58
3575B326AA	uniFLOW SPP Device License for SFP MEAP 75 Device	$ 10,340.00	$ 8,272.00	20.00%	$ 499.13	$ 383.82	$ 268.59	$ 211.35	$ 177.10
3575B327AA	uniFLOW SPP Device License for SFP MEAP 100 Device	$ 13,510.00	$ 10,808.00	20.00%	$ 652.15	$ 501.49	$ 350.94	$ 276.14	$ 231.40
3575B417AA	SPP Device License for SFP MEAP - 250 Device	$ 33,080.00	$ 26,464.00	20.00%	$ 1,596.84	$ 1,227.93	$ 859.29	$ 676.16	$ 566.59
	uniFLOW Secure Public Print (SPP) Device License for Océ Devices								
3575B519AA	SPP Device License for Océ Large Format Printer Low Volume	$ 600.00	$ 480.00	20.00%	$ 28.96	$ 22.27	$ 15.59	$ 12.26	$ 10.28
3575B520AA	SPP Device License for Océ Large Format Printer Mid Volume	$ 725.00	$ 580.00	20.00%	$ 35.00	$ 26.91	$ 18.83	$ 14.82	$ 12.42
	uniFLOW Secure Public Print (SPP) Device License for Océ Devices								
3575B743AA	uniFLOW SPP Device License for Canon varioPRINT 1 Device	$ 440.00	$ 352.00	20.00%	$ 21.24	$ 16.33	$ 11.43	$ 8.99	$ 7.54
	uniFLOW Secure Public Print (SPP) Device License for Multi-Vendor Devices								
3575B205AA	uniFLOW SPP Device License for Xerox MFP 1 Device	$ 600.00	$ 480.00	20.00%	$ 28.96	$ 22.27	$ 15.59	$ 12.26	$ 10.28
3575B233AA	uniFLOW SPP Device License for HP MFP 1 Device	$ 600.00	$ 480.00	20.00%	$ 28.96	$ 22.27	$ 15.59	$ 12.26	$ 10.28
3575B583AA	SPP Device License for OKI - 1 Device	$ 600.00	$ 480.00	20.00%	$ 28.96	$ 22.27	$ 15.59	$ 12.26	$ 10.28
3575B582AA	SPP Device License for Samsung – 1 Device	$ 600.00	$ 480.00	20.00%	$ 28.96	$ 22.27	$ 15.59	$ 12.26	$ 10.28
3575B584AA	SPP Device License for Konica Minolta - 1 Device	$ 600.00	$ 480.00	20.00%	$ 28.96	$ 22.27	$ 15.59	$ 12.26	$ 10.28
3575B729AA	SPP Device License for Lexmark - 1 Device	$ 600.00	$ 480.00	20.00%	$ 28.96	$ 22.27	$ 15.59	$ 12.26	$ 10.28
3575B730AA	SPP Device License for Sharp - 1 Device	$ 600.00	$ 480.00	20.00%	$ 28.96	$ 22.27	$ 15.59	$ 12.26	$ 10.28
3575B850AA	SPP Device License for Epson 1 Device	$ 600.00	$ 480.00	20.00%	$ 28.96	$ 22.27	$ 15.59	$ 12.26	$ 10.28
	uniFLOW Secure Printing (SPP) CAC/PIV [Government Only]								
	uniFLOW CAC/PIV Secure Public Print (SPP) Device License for MEAP								
3575B212AA	uniFLOW CAC SPP Device License for MEAP 1 Device	$ 530.00	$ 424.00	20.00%	$ 25.58	$ 19.67	$ 13.77	$ 10.83	$ 9.08
3575B313AA	uniFLOW CAC SPP Device License for MEAP 5 Device	$ 2,410.00	$ 1,928.00	20.00%	$ 116.34	$ 89.46	$ 62.60	$ 49.26	$ 41.28
3575B213AA	uniFLOW CAC SPP Device License for MEAP 10 Device	$ 4,320.00	$ 3,456.00	20.00%	$ 208.54	$ 160.36	$ 112.22	$ 88.30	$ 73.99
3575B214AA	uniFLOW CAC SPP Device License for MEAP 25 Device	$ 10,030.00	$ 8,024.00	20.00%	$ 484.17	$ 372.31	$ 260.54	$ 205.01	$ 171.79
3575B215AA	uniFLOW CAC SPP Device License for MEAP 50 Device	$ 18,520.00	$ 14,816.00	20.00%	$ 894.00	$ 687.46	$ 481.08	$ 378.55	$ 317.21
3575B216AA	uniFLOW CAC SPP Device License for MEAP 75 Device	$ 25,480.00	$ 20,384.00	20.00%	$ 1,229.97	$ 945.82	$ 661.87	$ 520.81	$ 436.42
3575B217AA	uniFLOW CAC SPP Device License for MEAP 100 Device	$ 30,910.00	$ 24,728.00	20.00%	$ 1,492.09	$ 1,147.38	$ 802.92	$ 631.80	$ 529.43
3575B218AA	uniFLOW CAC SPP Device License for MEAP 250 Device	$ 68,490.00	$ 54,792.00	20.00%	$ 3,306.15	$ 2,542.35	$ 1,779.10	$ 1,399.94	$ 1,173.10
3W SSP - Supports imageRUNNER ADVANCE Gen. 1 devices, MEAP-enabled imageRUNNER devices, and MEAP-enabled imagePRESS devices, not including the imagePRESS 800									
3575B498AA	MiCard v2 HID PROX SC - 1-9 Readers	$ 250.00	$ 200.00	20.00%	$ 12.07	$ 9.28	$ 6.49	$ 5.11	$ 4.28
3575B203AA	HID Card 10 Pack	$ 150.00	$ 120.00	20.00%	$ 7.24	$ 5.57	$ 3.90	$ 3.07	$ 2.57
	uniFLOW Scanning								
	uniFLOW Scanning Device License for MEAP - Provides Login + Scanning. This license can be used without a uniFLOW Standard Module								
3575B354AA	uniFLOW Scan Per Device License for MEAP 1 device	$ 940.00	$ 752.00	20.00%	$ 45.38	$ 34.89	$ 24.42	$ 19.21	$ 16.10
3575B355AA	uniFLOW Scan Per Device License for MEAP 5 device	$ 4,180.00	$ 3,344.00	20.00%	$ 201.78	$ 155.16	$ 108.58	$ 85.44	$ 71.60
3575B356AA	uniFLOW Scan Per Device License for MEAP 10 device	$ 7,520.00	$ 6,016.00	20.00%	$ 363.01	$ 279.14	$ 195.34	$ 153.71	$ 128.80
3575B357AA	uniFLOW Scan Per Device License for MEAP 25 device	$ 17,320.00	$ 13,856.00	20.00%	$ 836.07	$ 642.92	$ 449.90	$ 354.02	$ 296.66
3575B358AA	uniFLOW Scan Per Device License for MEAP 50 device	$ 31,670.00	$ 25,336.00	20.00%	$ 1,528.77	$ 1,175.59	$ 822.66	$ 647.33	$ 542.44
3575B359AA	uniFLOW Scan Per Device License for MEAP 75 device	$ 43,080.00	$ 34,464.00	20.00%	$ 2,079.56	$ 1,599.13	$ 1,119.05	$ 880.56	$ 737.87
3575B360AA	uniFLOW Scan Per Device License for MEAP 100 device	$ 51,540.00	$ 41,232.00	20.00%	$ 2,487.94	$ 1,913.16	$ 1,338.80	$ 1,053.48	$ 882.78
3575B361AA	uniFLOW Scan Per Device License for MEAP 250 device	$ 111,970.00	$ 89,576.00	20.00%	$ 5,405.02	$ 4,158.33	$ 2,908.53	$ 2,288.67	$ 1,917.82
	uniFLOW Scanning Upgrade -Upgrade to Scanning functionality if uniFLOW Login Manager or uniFLOW SPP is already purchased								
3575B362AA	uniFLOW Scan Per Device addition for MEAP 1 device	$ 720.00	$ 576.00	20.00%	$ 34.78	$ 26.73	$ 18.70	$ 14.72	$ 12.33
3575B363AA	uniFLOW Scan Per Device addition for MEAP 5 device	$ 3,150.00	$ 2,520.00	20.00%	$ 152.06	$ 116.93	$ 81.82	$ 64.39	$ 53.95
3575B364AA	uniFLOW Scan Per Device addition for MEAP 10 device	$ 5,600.00	$ 4,480.00	20.00%	$ 270.32	$ 207.87	$ 145.47	$ 114.46	$ 95.92
3575B365AA	uniFLOW Scan Per Device addition for MEAP 25 device	$ 12,740.00	$ 10,192.00	20.00%	$ 614.99	$ 472.91	$ 330.93	$ 260.41	$ 218.21
3575B366AA	uniFLOW Scan Per Device addition for MEAP 50 device	$ 23,010.00	$ 18,408.00	20.00%	$ 1,110.74	$ 854.13	$ 597.71	$ 470.32	$ 394.12
3575B367AA	uniFLOW Scan Per Device addition for MEAP 75 device	$ 30,790.00	$ 24,632.00	20.00%	$ 1,486.29	$ 1,142.92	$ 799.80	$ 629.35	$ 527.37
3575B368AA	uniFLOW Scan Per Device addition for MEAP 100 device	$ 36,100.00	$ 28,880.00	20.00%	$ 1,742.62	$ 1,340.03	$ 937.73	$ 737.88	$ 618.32
3575B369AA	uniFLOW Scan Per Device addition for MEAP 250 device	$ 76,080.00	$ 60,864.00	20.00%	$ 3,672.53	$ 2,824.09	$ 1,976.25	$ 1,555.08	$ 1,303.10
	Uniflow Scanning- Additional Scan Workflows								
3575B485AA	Additional Scan Workflow License	$ 1,240.00	$ 992.00	20.00%	$ 59.86	$ 46.03	$ 32.21	$ 25.35	$ 21.24
	uniFLOW Scanning Volume Licenses - Only needed for Hot Folder Workflow, or IW SAM Express Integration								
3575B279AA	Scan Processing Server Volume Package 200,000 Scans per year	$ 1,270.00	$ 1,016.00	20.00%	$ 61.31	$ 47.14	$ 32.99	$ 25.96	$ 21.75
3575B280AA	Scan Processing Server Volume Package 600,000 Scans per year	$ 3,410.00	$ 2,728.00	20.00%	$ 164.61	$ 126.58	$ 88.58	$ 69.70	$ 58.41
3575B281AA	Scan Processing Server Volume Package 1,000,000 Scans per year	$ 5,040.00	$ 4,032.00	20.00%	$ 243.29	$ 187.08	$ 130.92	$ 103.02	$ 86.33
3575B282AA	Scan Volume Package Unlimited	$ 63,010.00	$ 50,408.00	20.00%	$ 3,041.62	$ 2,338.93	$ 1,636.75	$ 1,287.92	$ 1,079.24
	uniFLOW Scanning Device License for imageFORMULA ScanFront Network Scanners								
3575B518AA	Scan Device License for ScanFront & ScanKiosk	$ 380.00	$ 304.00	20.00%	$ 18.34	$ 14.11	$ 9.87	$ 7.77	$ 6.51
3575B677AA	uniFLOW Desktop Scan Client License	$ 250.00	$ 200.00	20.00%	$ 12.07	$ 9.28	$ 6.49	$ 5.11	$ 4.28
	uniFLOW Software Accessories								
	Optional Software for all uniFLOW Server Editions								
3575B273AA	Blackboard Integration Module	$ 3,000.00	$ 2,400.00	20.00%	$ 144.82	$ 111.36	$ 77.93	$ 61.32	$ 51.38
3575B304AA	uniFLOW File Format Conversion	$ 470.00	$ 376.00	20.00%	$ 22.69	$ 17.45	$ 12.21	$ 9.61	$ 8.05
3575B132AA	uniFLOW Job Conversion Instance	$ 150.00	$ 120.00	20.00%	$ 7.24	$ 5.57	$ 3.90	$ 3.07	$ 2.57
3575B413AA	PCL Job Conversion	$ 1,270.00	$ 1,016.00	20.00%	$ 61.31	$ 47.14	$ 32.99	$ 25.96	$ 21.75
3575B484AA	uniFLOW iWSAM Module	$ 690.00	$ 552.00	20.00%	$ 33.31	$ 25.61	$ 17.92	$ 14.10	$ 11.82
Optional Software Components for uniFLOW Professional Print Workflow -Available on all uniFLOW Server Editions, except uniFLOW for SMB & uniFLOW Capture									
3575B414AA	Variable Data Printing	$ 16,450.00	$ 13,160.00	20.00%	$ 794.07	$ 610.62	$ 427.31	$ 336.24	$ 281.76
3575B415AA	Variable Data Printing - 5 Additional Designer Pack	$ 270.00	$ 216.00	20.00%	$ 13.03	$ 10.02	$ 7.01	$ 5.52	$ 4.62
	uniFLOW Hardware								
	microMIND v2 - Includes microMIND Basic - 1, Power Supply - 12 Volt, and Ethernet Cable - 2M								

NASPO State: Florida

Item Code	Description	MSRP	Purchase Price	% off MSRP	Straight Lease Monthly Payments				
					18 Months	24 Months	36 Months	48 Months	60 Months
3575B348AA	microMIND v2, 1 Unit	$ 220.00	$ 176.00	20.00%	$ 10.82	$ 8.17	$ 5.71	$ 4.50	$ 3.77
	MiCard PLUS - Supports 35 different card frequencies								
3575B504AA	MiCard PLUS SC	$ 210.00	$ 168.00	20.00%	$ 10.14	$ 7.80	$ 5.45	$ 4.29	$ 3.60
3575B747AA	MiCard PLUS Reader for OMFP	$ 210.00	$ 168.00	20.00%	$ 10.14	$ 7.80	$ 5.45	$ 4.29	$ 3.60
3575B824AA	MiCard PLUS-2 SC V2	$ 270.00	$ 216.00	20.00%	$ 13.03	$ 10.02	$ 7.01	$ 5.52	$ 4.62
	MiCard v2 HID PROX - Supports the HID Proximity card frequency								
3575B488AA	MiCard v2 HID PROX SC - 1-9 Readers	$ 250.00	$ 200.00	20.00%	$ 12.07	$ 9.28	$ 6.49	$ 5.11	$ 4.28
3575B499AA	MiCard v2 HID PROX SC - 10-24 Readers	$ 240.00	$ 192.00	20.00%	$ 11.59	$ 8.91	$ 6.23	$ 4.91	$ 4.11
3575B500AA	MiCard v2 HID PROX SC - 25-49 Readers	$ 230.00	$ 184.00	20.00%	$ 11.10	$ 8.54	$ 5.97	$ 4.70	$ 3.94
3575B501AA	MiCard v2 HID PROX SC - 50-99 Readers	$ 210.00	$ 168.00	20.00%	$ 10.14	$ 7.80	$ 5.45	$ 4.29	$ 3.60
3575B502AA	MiCard v2 HID PROX SC - 100-249 Readers	$ 200.00	$ 160.00	20.00%	$ 9.65	$ 7.42	$ 5.20	$ 4.09	$ 3.43
3575B503AA	MiCard v2 HID PROX SC - 250+ Readers	$ 190.00	$ 152.00	20.00%	$ 9.17	$ 7.05	$ 4.94	$ 3.88	$ 3.25
	MiCard v3 Multi - Supports Legic, MIFARE, Felica, iCLASS, ISO 14443A/B, ISO 15693,and NearField Communication (NFC) card frequencies								
3575B956AA	MiCard v3 Multi	$ 144.00	$ 115.20	20.00%	$ 6.95	$ 5.35	$ 3.74	$ 2.94	$ 2.47
	MiCard MultiTech4 - Supports 50+ different card technologies from the 125/134								
3575B772AA	MiCard MultiTech4-P	$ 220.00	$ 176.00	20.00%	$ 10.62	$ 8.17	$ 5.71	$ 4.50	$ 3.77
3575B773AA	MiCard MultiTech4-PI	$ 290.00	$ 232.00	20.00%	$ 14.00	$ 10.76	$ 7.53	$ 5.93	$ 4.97
3575B774AA	MiCard MultiTech4-P LEGIC	$ 290.00	$ 232.00	20.00%	$ 14.00	$ 10.76	$ 7.53	$ 5.93	$ 4.97
3575B848AA	MiCard MultiTech4-P BLE (45 cm cable)	$ 340.00	$ 272.00	20.00%	$ 16.41	$ 12.62	$ 8.83	$ 6.95	$ 5.82
3575B849AA	MiCard MultiTech4-PI BLE (45 cm cable)	$ 400.00	$ 320.00	20.00%	$ 19.31	$ 14.85	$ 10.39	$ 8.18	$ 6.85
	MiCard Magnetic Reader								
3575B052AA	uniFLOW MiCard Magnetic Reader 1-9 Readers	$ 160.00	$ 128.00	20.00%	$ 7.72	$ 5.94	$ 4.16	$ 3.27	$ 2.74
3575B053AA	uniFLOW MiCard Magnetic Reader 10-24 Readers	$ 160.00	$ 128.00	20.00%	$ 7.72	$ 5.94	$ 4.16	$ 3.27	$ 2.74
3575B054AA	uniFLOW MiCard Magnetic Reader 25-49 Readers	$ 150.00	$ 120.00	20.00%	$ 7.24	$ 5.57	$ 3.90	$ 3.07	$ 2.57
	uniFLOW Release Station								
3575B435AA	uniFLOW Release Station [Touch Only]	$ 800.00	$ 640.00	20.00%	$ 38.62	$ 29.70	$ 20.78	$ 16.35	$ 13.70
3575B457AA	uniFLOW Release Station with MiCard PLUS	$ 970.00	$ 776.00	20.00%	$ 46.82	$ 36.01	$ 25.20	$ 19.83	$ 16.61
3575B458AA	uniFLOW Release Station with MiCard Multi v3	$ 970.00	$ 776.00	20.00%	$ 46.82	$ 36.01	$ 25.20	$ 19.83	$ 16.61
3575B460AA	uniFLOW Release Station with MiCard HID	$ 970.00	$ 776.00	20.00%	$ 46.82	$ 36.01	$ 25.20	$ 19.83	$ 16.61
3575B691AA	uniFLOW Release Station PLUS-2 V2	$ 1,030.00	$ 824.00	20.00%	$ 49.72	$ 38.23	$ 26.76	$ 21.05	$ 17.64
	uniFLOW Hardware Accessories								
	Cards								
3575B073AA	uniFLOW Mifare Card 10 Pack	$ 85.00	$ 68.00	20.00%	$ 4.10	$ 3.16	$ 2.21	$ 1.74	$ 1.46
3575B077AA	uniFLOW Legic Card 10 Pack	$ 140.00	$ 112.00	20.00%	$ 6.76	$ 5.20	$ 3.64	$ 2.86	$ 2.40
3575B204AA	uniFLOW Magnetic Card 10 Pack	$ 30.00	$ 24.00	20.00%	$ 1.45	$ 1.11	$ 0.78	$ 0.61	$ 0.51
	Cables								
3575B136AA	PC Prox Cable	$ 60.00	$ 48.00	20.00%	$ 2.90	$ 2.23	$ 1.56	$ 1.23	$ 1.03
3575B508AA	USB Extension Cable for MiCard Readers (140cm/55inches)	$ 7.00	$ 5.60	20.00%	$ 0.34	$ 0.26	$ 0.18	$ 0.14	$ 0.12
3575B350AA	Copy Control Cable for OCE Devices - 9 Pin	$ 140.00	$ 112.00	20.00%	$ 6.76	$ 5.20	$ 3.64	$ 2.86	$ 2.40
3575B352AA	Copy Control Cable for OCE Devices - 25 Pin	$ 140.00	$ 112.00	20.00%	$ 6.76	$ 5.20	$ 3.64	$ 2.86	$ 2.40
3575B351AA	Copy Control Cable for 3rd parties	$ 75.00	$ 60.00	20.00%	$ 3.62	$ 2.78	$ 1.95	$ 1.53	$ 1.28
	uniFLOW Release Station Device Mounting Accessories								
3575B488AA	uniFLOW Release Station Bracket I	$ 80.00	$ 64.00	20.00%	$ 3.86	$ 2.97	$ 2.08	$ 1.64	$ 1.37
3575B489AA	uniFLOW Release Station Bracket II	$ 80.00	$ 64.00	20.00%	$ 3.86	$ 2.97	$ 2.08	$ 1.64	$ 1.37
3575B529AA	uniFLOW Release Station Bracket III	$ 110.00	$ 88.00	20.00%	$ 5.31	$ 4.08	$ 2.86	$ 2.25	$ 1.88
3575B530AA	uniFLOW Release Station Bracket IV	$ 110.00	$ 88.00	20.00%	$ 5.31	$ 4.08	$ 2.86	$ 2.25	$ 1.88
3575B531AA	uniFLOW Release Station Bracket V	$ 90.00	$ 72.00	20.00%	$ 4.34	$ 3.34	$ 2.34	$ 1.84	$ 1.54
3575B533AA	uniFLOW Release Station Wall Mount II	$ 120.00	$ 96.00	20.00%	$ 5.79	$ 4.45	$ 3.12	$ 2.45	$ 2.06
3575B463AA	uniFLOW Release Station Stand	$ 260.00	$ 208.00	20.00%	$ 12.55	$ 9.65	$ 6.75	$ 5.31	$ 4.45
3575B532AA	uniFLOW Release Station Universal Bracket	$ 90.00	$ 72.00	20.00%	$ 4.34	$ 3.34	$ 2.34	$ 1.84	$ 1.54
	uniFLOW for Education Sector								
3575B775AA	uniFLOW Education Secure Print Device License 1-9	$ 300.00	$ 240.00	20.00%	$ 14.48	$ 11.14	$ 7.79	$ 6.13	$ 5.14
3575B776AA	uniFLOW Education Secure Print Device License 10-24	$ 230.00	$ 184.00	20.00%	$ 11.10	$ 8.54	$ 5.97	$ 4.70	$ 3.94
3575B777AA	uniFLOW Education Secure Print Device License 25-49	$ 220.00	$ 176.00	20.00%	$ 10.62	$ 8.17	$ 5.71	$ 4.50	$ 3.77
3575B778AA	uniFLOW Education Secure Print Device License 50-99	$ 165.00	$ 132.00	20.00%	$ 7.96	$ 6.12	$ 4.29	$ 3.37	$ 2.83
3575B779AA	uniFLOW Education Secure Print Device License 100-199	$ 130.00	$ 104.00	20.00%	$ 6.28	$ 4.83	$ 3.38	$ 2.66	$ 2.23
3575B780AA	uniFLOW Education Secure Print Device License 200-499	$ 110.00	$ 88.00	20.00%	$ 5.31	$ 4.08	$ 2.86	$ 2.25	$ 1.88
3575B781AA	uniFLOW Education Secure Print Device License 500+	$ 100.00	$ 80.00	20.00%	$ 4.83	$ 3.71	$ 2.60	$ 2.04	$ 1.71
	uniFLOW Education Secure Public Print (SPP) Device License for Canon CMFP and MEAP SFP								
3575B782AA	uniFLOW Education Secure Print Device License for CMFP	$ 142.22	$ 113.78	20.00%	$ 6.87	$ 5.28	$ 3.69	$ 2.91	$ 2.44
3575B783AA	uniFLOW Education Secure Print Device License for SFP	$ 94.22	$ 75.38	20.00%	$ 4.55	$ 3.50	$ 2.45	$ 1.93	$ 1.61
	uniFLOW Education Secure Public Print (SPP) Device License for Canon varioPRINT and Océ Devices								
3575B763AA	uniFLOW Education SPP Device License for Océ Large Format Printer Low Volume	$ 600.00	$ 480.00	20.00%	$ 28.96	$ 22.27	$ 15.59	$ 12.26	$ 10.28
3575B764AA	uniFLOW Education SPP Device License for Océ Large Format Printer Mid Volume	$ 725.00	$ 580.00	20.00%	$ 35.00	$ 26.91	$ 18.83	$ 14.82	$ 12.42
3575B765AA	uniFLOW Education SPP Device License for Canon varioPRINT 1 Device	$ 450.00	$ 360.00	20.00%	$ 21.72	$ 16.70	$ 11.69	$ 9.20	$ 7.71
	uniFLOW Education Secure Public Print (SPP) Device License for Multi-Vendor Devices								
3575B752AA	uniFLOW Education SPP Device License for Xerox 1 Device	$ 540.00	$ 432.00	20.00%	$ 26.07	$ 20.04	$ 14.03	$ 11.04	$ 9.25
3575B753AA	uniFLOW Education SPP Device License for Hewlett-Packard 1 Device	$ 540.00	$ 432.00	20.00%	$ 26.07	$ 20.04	$ 14.03	$ 11.04	$ 9.25
3575B754AA	uniFLOW Education SPP Device License for Konica Minolta 1 Device	$ 540.00	$ 432.00	20.00%	$ 26.07	$ 20.04	$ 14.03	$ 11.04	$ 9.25
3575B755AA	uniFLOW Education SPP Device License for Samsung 1 Device	$ 540.00	$ 432.00	20.00%	$ 26.07	$ 20.04	$ 14.03	$ 11.04	$ 9.25
3575B756AA	uniFLOW Education SPP Device License for OKI 1 Device	$ 540.00	$ 432.00	20.00%	$ 26.07	$ 20.04	$ 14.03	$ 11.04	$ 9.25
3575B757AA	uniFLOW Education SPP Device License for Brother 1 Device	$ 540.00	$ 432.00	20.00%	$ 26.07	$ 20.04	$ 14.03	$ 11.04	$ 9.25
3575B758AA	uniFLOW Education SPP Device License for Lexmark 1 Device	$ 540.00	$ 432.00	20.00%	$ 26.07	$ 20.04	$ 14.03	$ 11.04	$ 9.25
3575B759AA	uniFLOW Education SPP Device License for Sharp 1 Device	$ 540.00	$ 432.00	20.00%	$ 26.07	$ 20.04	$ 14.03	$ 11.04	$ 9.25
3575B856AA	uniFLOW Education SPP Device License for Epson 1 Device	$ 540.00	$ 432.00	20.00%	$ 26.07	$ 20.04	$ 14.03	$ 11.04	$ 9.25
	Upgrade to Scanning functionality if uniFLOW Education SPP Device License for MEAP is already purchased								
3575B784AA	uniFLOW Education Scan Addition Device License 1-9	$ 280.00	$ 224.00	20.00%	$ 13.52	$ 10.39	$ 7.27	$ 5.72	$ 4.80
3575B785AA	uniFLOW Education Scan Addition Device License 10-24	$ 240.00	$ 192.00	20.00%	$ 11.59	$ 8.91	$ 6.23	$ 4.91	$ 4.11
3575B786AA	uniFLOW Education Scan Addition Device License 25-49	$ 200.00	$ 160.00	20.00%	$ 9.65	$ 7.42	$ 5.20	$ 4.09	$ 3.43
3575B748AA	uniFLOW Education Scan Addition Device License 50-99	$ 180.00	$ 144.00	20.00%	$ 8.69	$ 6.68	$ 4.68	$ 3.68	$ 3.08
3575B749AA	uniFLOW Education Scan Addition Device License 100-199	$ 140.00	$ 112.00	20.00%	$ 6.76	$ 5.20	$ 3.64	$ 2.86	$ 2.40
3575B750AA	uniFLOW Education Scan Addition Device License 200-499	$ 130.00	$ 104.00	20.00%	$ 6.28	$ 4.83	$ 3.38	$ 2.66	$ 2.23
3575B751AA	uniFLOW Education Scan Addition Device License 500+	$ 120.00	$ 96.00	20.00%	$ 5.79	$ 4.45	$ 3.12	$ 2.45	$ 2.06
	uniFLOW Education Scanning Device License for imageFORMULA Scanners								
3575B761AA	uniFLOW Education Scan Device License for ScanFront	$ 315.00	$ 252.00	20.00%	$ 15.21	$ 11.69	$ 8.18	$ 6.44	$ 5.40
3575B762AA	uniFLOW Education Desktop Scan Client License	$ 180.00	$ 144.00	20.00%	$ 8.69	$ 6.68	$ 4.68	$ 3.68	$ 3.08
	Additional Modules for uniFLOW for Education								
3575B766AA	uniFLOW Education Job Conversion Instance	$ 130.00	$ 104.00	20.00%	$ 6.28	$ 4.83	$ 3.38	$ 2.66	$ 2.23
3575B767AA	uniFLOW Education File Format Conversion	$ 470.00	$ 376.00	20.00%	$ 22.69	$ 17.45	$ 12.21	$ 9.61	$ 8.05
3575B768AA	uniFLOW Education PCL Job Conversion	$ 1,270.00	$ 1,016.00	20.00%	$ 61.31	$ 47.14	$ 32.99	$ 25.96	$ 21.75
3575B769AA	uniFLOW Education Variable Data Printing	$ 16,450.00	$ 13,160.00	20.00%	$ 794.07	$ 610.62	$ 427.31	$ 336.24	$ 281.76
3575B770AA	uniFLOW Education Additional Scan Workflow License	$ 1,240.00	$ 992.00	20.00%	$ 59.86	$ 46.03	$ 32.21	$ 25.35	$ 21.24
	Secure Print Exchange Program for uniFLOW for Education								
3575B760AA	uniFLOW Education change Multi Vendor to Canon Secure Print Device License	$ 20.00	$ 16.00	20.00%	$ 0.97	$ 0.74	$ 0.52	$ 0.41	$ 0.34
	uniFLOW Software Assurance (SA Points) for uniFLOW for Education								
3575B771AA	Software Assurance 1 Point for Education	$ 9.50	$ 7.60	20.00%	$ 0.46	$ 0.35	$ 0.25	$ 0.19	$ 0.16
	uniFLOW ID Device Mounting Accessories								
3575B534AA	ID Device Bracket Type IX - for select Canon MFPs	$ 90.00	$ 72.00	20.00%	$ 4.34	$ 3.34	$ 2.34	$ 1.84	$ 1.54
3575B535AA	ID Device Bracket Type X- for select Océ Large Format Printers	$ 90.00	$ 72.00	20.00%	$ 4.34	$ 3.34	$ 2.34	$ 1.84	$ 1.54
	uniFLOW for SMB [Device-Based License Edition]								
	uniFLOW for SMB								
3575B345AA	uniFLOW for SMB - MEAP License	$ 740.00	$ 592.00	20.00%	$ 35.72	$ 27.47	$ 19.22	$ 15.13	$ 12.67
3575B511AA	uniFLOW for SMB - Print Device License for MEAP + MiCard PLUS SC	$ 940.00	$ 752.00	20.00%	$ 45.38	$ 34.89	$ 24.42	$ 19.21	$ 16.10
3575B346AA	uniFLOW for SMB - OMFP License	$ 650.00	$ 520.00	20.00%	$ 31.38	$ 24.13	$ 16.88	$ 13.29	$ 11.13
3575B347AA	Standard Module, Device-Based Edition	$ 1,300.00	$ 1,040.00	20.00%	$ 62.75	$ 48.26	$ 33.77	$ 26.57	$ 22.27
3575B348AA	Remote Print Server, Device-Based Edition	$ 1,300.00	$ 1,040.00	20.00%	$ 62.75	$ 48.26	$ 33.77	$ 26.57	$ 22.27
3575B466AA	uniFLOW for SMB Scan Per Device Addition for MEAP	$ 650.00	$ 520.00	20.00%	$ 31.38	$ 24.13	$ 16.88	$ 13.29	$ 11.13
3575B490AA	Advanced Workflow and Device Configuration License	$ 20.00	$ 16.00	20.00%	$ 0.97	$ 0.74	$ 0.52	$ 0.41	$ 0.34
	uniFLOW for SMB for Multi-Vendor Devices								
3575B521AA	uniFLOW for SMB - Print Device License for Xerox	$ 740.00	$ 592.00	20.00%	$ 35.72	$ 27.47	$ 19.22	$ 15.13	$ 12.67
3575B522AA	uniFLOW for SMB - Print Device License for Hewlett Packard	$ 740.00	$ 592.00	20.00%	$ 35.72	$ 27.47	$ 19.22	$ 15.13	$ 12.67
3575B586AA	uniFLOW for SMB - Print Device License for OKI	$ 740.00	$ 592.00	20.00%	$ 35.72	$ 27.47	$ 19.22	$ 15.13	$ 12.67
3575B585AA	uniFLOW for SMB - Print Device License for Samsung	$ 740.00	$ 592.00	20.00%	$ 35.72	$ 27.47	$ 19.22	$ 15.13	$ 12.67
3575B587AA	uniFLOW for SMB - Print Device License for Konica Minolta	$ 740.00	$ 592.00	20.00%	$ 35.72	$ 27.47	$ 19.22	$ 15.13	$ 12.67
3575B731AA	uniFLOW for SMB - Print Device License for Lexmark	$ 740.00	$ 592.00	20.00%	$ 35.72	$ 27.47	$ 19.22	$ 15.13	$ 12.67
3575B732AA	uniFLOW for SMB - Print Device License for Sharp	$ 740.00	$ 592.00	20.00%	$ 35.72	$ 27.47	$ 19.22	$ 15.13	$ 12.67
3575B851AA	uniFLOW for SMB - Print Device License for Epson	$ 740.00	$ 592.00	20.00%	$ 35.72	$ 27.47	$ 19.22	$ 15.13	$ 12.67
	uniFLOW Capture (Device-Based License Editions)								
	uniFLOW Capture								
3575B464AA	uniFLOW Capture Device License for MEAP	$ 740.00	$ 592.00	20.00%	$ 35.72	$ 27.47	$ 19.22	$ 15.13	$ 12.67
3575B465AA	uniFLOW Capture Print Per Device Addition for MEAP	$ 650.00	$ 520.00	20.00%	$ 31.38	$ 24.13	$ 16.88	$ 13.29	$ 11.13
	uniFLOW for Public Sector								
3575B610AA	uniFLOW SPP Device License for MEAP 1 Device for public sector	$ 310.00	$ 248.00	20.00%	$ 14.96	$ 11.51	$ 8.05	$ 6.34	$ 5.31
3575B611AA	uniFLOW SPP Addition for MEAP 1 Device for public sector	$ 170.00	$ 136.00	20.00%	$ 8.21	$ 6.31	$ 4.42	$ 3.47	$ 2.91
3575B612AA	uniFLOW Scan Per Device License for MEAP 1 Device for public sector	$ 520.00	$ 416.00	20.00%	$ 25.10	$ 19.30	$ 13.51	$ 10.63	$ 8.91
3575B613AA	uniFLOW Scan Per Device Addition for MEAP 1 Device for public sector	$ 370.00	$ 296.00	20.00%	$ 17.86	$ 13.73	$ 9.61	$ 7.56	$ 6.34

NASPO State: Florida

					Straight Lease Monthly Payments				
Item Code	Description	MSRP	Purchase Price	% off MSRP	18 Months	24 Months	36 Months	48 Months	60 Months
3575B614AA	uniFLOW Login Manager for MEAP 1 Device for public sector	$ 160.00	$ 128.00	20.00%	$ 7.72	$ 5.94	$ 4.16	$ 3.27	$ 2.74
3575B615AA	uniFLOW SPP Device License for CMFP 1 Device for public sector	$ 170.00	$ 136.00	20.00%	$ 8.21	$ 6.31	$ 4.42	$ 3.47	$ 2.91
3575B616AA	MiCard Magnetic Card Reader public sector	$ 130.00	$ 104.00	20.00%	$ 6.28	$ 4.83	$ 3.38	$ 2.66	$ 2.23
3575B617AA	MiCard v3 Multi for public sector, Short Cable	$ 240.00	$ 192.00	20.00%	$ 11.59	$ 8.91	$ 6.23	$ 4.91	$ 4.11
3575B618AA	MiCard v2 HID Prox for public sector, Short Cable	$ 200.00	$ 160.00	20.00%	$ 9.65	$ 7.42	$ 5.20	$ 4.09	$ 3.43
	uniFLOW for Education Sector								
3575B619AA	uniFLOW Education License	$ 2,380.00	$ 1,904.00	20.00%	$ 114.89	$ 88.35	$ 61.82	$ 48.65	$ 40.78
3575B620AA	Standard Module, Education License	$ 830.00	$ 664.00	20.00%	$ 40.07	$ 30.81	$ 21.56	$ 16.97	$ 14.22
3575B621AA	Remote Print Server, Education License	$ 830.00	$ 664.00	20.00%	$ 40.07	$ 30.81	$ 21.56	$ 16.97	$ 14.22
	uniFLOW Upgrades								
	Upgrade Workgroup Edition (WE) to Business Edition (BE)								
3575B254AA	Upgrade for uniFLOW Basic License, WE to BE	$ 1,050.00	$ 840.00	20.00%	$ 50.69	$ 38.98	$ 27.27	$ 21.46	$ 17.98
3575B255AA	Upgrade Standard Module, WE to BE	$ 5.00	$ 4.00	20.00%	$ 0.24	$ 0.19	$ 0.13	$ 0.10	$ 0.09
3575B256AA	Upgrade Remote Print Server, WE to BE	$ 5.00	$ 4.00	20.00%	$ 0.24	$ 0.19	$ 0.13	$ 0.10	$ 0.09
	Upgrade Workgroup Edition (WE) to Corporate Edition (CE)								
3575B251AA	Upgrade for uniFLOW Basic License, WE to CE	$ 2,960.00	$ 2,368.00	20.00%	$ 142.89	$ 109.88	$ 76.89	$ 60.50	$ 50.70
3575B252AA	Upgrade Standard Module, WE to CE	$ 1,050.00	$ 840.00	20.00%	$ 50.69	$ 38.98	$ 27.27	$ 21.46	$ 17.98
3575B253AA	Upgrade Remote Print Server, WE to CE	$ 280.00	$ 224.00	20.00%	$ 13.52	$ 10.39	$ 7.27	$ 5.72	$ 4.80
	Upgrade Workgroup Edition (WE) to Enterprise Edition (EE)								
3575B248AA	Upgrade for uniFLOW Basic License, WE to EE	$ 6,270.00	$ 5,016.00	20.00%	$ 302.67	$ 232.74	$ 162.87	$ 128.16	$ 107.39
3575B249AA	Upgrade Standard Module, WE to EE	$ 2,240.00	$ 1,792.00	20.00%	$ 108.13	$ 83.15	$ 58.19	$ 45.79	$ 38.37
3575B250AA	Upgrade Remote Print Server, WE to EE	$ 720.00	$ 576.00	20.00%	$ 34.76	$ 26.73	$ 18.70	$ 14.72	$ 12.33
	Upgrade Business Edition (BE) to Corporate Edition (CE)								
3575B245AA	Upgrade for uniFLOW Basic License, BE to CE	$ 1,910.00	$ 1,528.00	20.00%	$ 92.20	$ 70.90	$ 49.61	$ 39.04	$ 32.71
3575B246AA	Upgrade Standard Module, BE to CE	$ 1,050.00	$ 840.00	20.00%	$ 50.69	$ 38.98	$ 27.27	$ 21.46	$ 17.98
3575B247AA	Upgrade Remote Print Server, BE to CE	$ 280.00	$ 224.00	20.00%	$ 13.52	$ 10.39	$ 7.27	$ 5.72	$ 4.80
	Upgrade Business Edition (BE) to Enterprise Edition (EE)								
3575B242AA	Upgrade for uniFLOW Basic License, BE to EE	$ 5,220.00	$ 4,176.00	20.00%	$ 251.98	$ 193.77	$ 135.59	$ 106.70	$ 89.41
3575B243AA	Upgrade Standard Module, BE to EE	$ 2,240.00	$ 1,792.00	20.00%	$ 108.13	$ 83.15	$ 58.19	$ 45.79	$ 38.37
3575B244AA	Upgrade Remote Print Server, BE to EE	$ 680.00	$ 544.00	20.00%	$ 32.82	$ 25.24	$ 17.66	$ 13.90	$ 11.65
	Upgrade Corporate Edition (CE) to Enterprise Edition(EE)								
3575B239AA	Upgrade for uniFLOW Basic License, CE to EE	$ 3,320.00	$ 2,656.00	20.00%	$ 160.26	$ 123.24	$ 86.24	$ 67.86	$ 56.86
3575B240AA	Upgrade Standard Module, CE to EE	$ 1,190.00	$ 952.00	20.00%	$ 57.44	$ 44.17	$ 30.91	$ 24.32	$ 20.38
3575B241AA	Upgrade Remote Print Server, CE to EE	$ 440.00	$ 352.00	20.00%	$ 21.24	$ 16.33	$ 11.43	$ 8.99	$ 7.54
	ULM Upgrade to uniFLOW for SMB & Capture, Release Station Exchange Program, & Secure Print Exchange Program								
3575B405AA	Upgrade ULM to uniFLOW for SMB-MEAP	$ 480.00	$ 384.00	20.00%	$ 23.17	$ 17.82	$ 12.47	$ 9.81	$ 8.22
3575B562AA	Upgrade ULM to uniFLOW Capture-MEAP	$ 480.00	$ 384.00	20.00%	$ 23.17	$ 17.82	$ 12.47	$ 9.81	$ 8.22
3575B548AA	Upgrade uniFLOW SPP for CMFP to uniFLOW SPP for MEAP	$ 320.00	$ 256.00	20.00%	$ 15.45	$ 11.88	$ 8.31	$ 6.54	$ 5.48
3575B517AA	uniFLOW for SMB Device License for MEAP upgrade from Release Station	$ 210.00	$ 168.00	20.00%	$ 10.14	$ 7.80	$ 5.45	$ 4.29	$ 3.60
3575B524AA	uniFLOW for SMB Device License for Xerox upgrade from Release Station	$ 410.00	$ 328.00	20.00%	$ 19.79	$ 15.22	$ 10.65	$ 8.38	$ 7.02
3575B525AA	uniFLOW for SMB Device License for Hewlett Packard from Release Station	$ 410.00	$ 328.00	20.00%	$ 19.79	$ 15.22	$ 10.65	$ 8.38	$ 7.02
3575B738AA	uniFLOW for SMB Device License for Samsung from Release Station	$ 410.00	$ 328.00	20.00%	$ 19.79	$ 15.22	$ 10.65	$ 8.38	$ 7.02
3575B739AA	uniFLOW for SMB Device License for OKI from Release Station	$ 410.00	$ 328.00	20.00%	$ 19.79	$ 15.22	$ 10.65	$ 8.38	$ 7.02
3575B740AA	uniFLOW for SMB Device License for Konica Minolta from Release Station	$ 410.00	$ 328.00	20.00%	$ 19.79	$ 15.22	$ 10.65	$ 8.38	$ 7.02
3575B741AA	uniFLOW for SMB Device License for Lexmark from Release Station	$ 410.00	$ 328.00	20.00%	$ 19.79	$ 15.22	$ 10.65	$ 8.38	$ 7.02
3575B742AA	uniFLOW for SMB Device License for Sharp from Release Station	$ 410.00	$ 328.00	20.00%	$ 19.79	$ 15.22	$ 10.65	$ 8.38	$ 7.02
3575B853AA	uniFLOW for SMB Device License for Epson from Release Station	$ 410.00	$ 328.00	20.00%	$ 19.79	$ 15.22	$ 10.65	$ 8.38	$ 7.02
3575B474AA	Release Station to Canon SPP Device License for MEAP	$ 120.00	$ 96.00	20.00%	$ 5.79	$ 4.45	$ 3.12	$ 2.45	$ 2.06
3575B475AA	Release Station to Canon SPP Device License for CMFP	$ 80.00	$ 64.00	20.00%	$ 3.86	$ 2.97	$ 2.08	$ 1.64	$ 1.37
3575B476AA	Release Station to Canon SPP Device License for SFP	$ 60.00	$ 48.00	20.00%	$ 2.90	$ 2.23	$ 1.56	$ 1.23	$ 1.03
3575B486AA	Release Station to SPP Device License for Xerox	$ 260.00	$ 208.00	20.00%	$ 12.55	$ 9.65	$ 6.75	$ 5.31	$ 4.45
3575B487AA	Release Station to SPP Device License for Hewlett Packard	$ 260.00	$ 208.00	20.00%	$ 12.55	$ 9.65	$ 6.75	$ 5.31	$ 4.45
3575B733AA	Release Station to SPP Device License for Samsung	$ 260.00	$ 208.00	20.00%	$ 12.55	$ 9.65	$ 6.75	$ 5.31	$ 4.45
3575B734AA	Release Station to SPP Device License for OKI	$ 260.00	$ 208.00	20.00%	$ 12.55	$ 9.65	$ 6.75	$ 5.31	$ 4.45
3575B735AA	Release Station to SPP Device License for Konica Minolta	$ 260.00	$ 208.00	20.00%	$ 12.55	$ 9.65	$ 6.75	$ 5.31	$ 4.45
3575B736AA	Release Station to SPP Device License for Lexmark	$ 260.00	$ 208.00	20.00%	$ 12.55	$ 9.65	$ 6.75	$ 5.31	$ 4.45
3575B737AA	Release Station to SPP Device License for Sharp	$ 260.00	$ 208.00	20.00%	$ 12.55	$ 9.65	$ 6.75	$ 5.31	$ 4.45
3575B852AA	Release Station to SPP Device License for Epson	$ 260.00	$ 208.00	20.00%	$ 12.55	$ 9.65	$ 6.75	$ 5.31	$ 4.45
3575B473AA	Xerox to Canon SPP Device License for MEAP	$ 90.00	$ 72.00	20.00%	$ 4.34	$ 3.34	$ 2.34	$ 1.84	$ 1.54
3575B472AA	HP to Canon SPP Device License for MEAP	$ 90.00	$ 72.00	20.00%	$ 4.34	$ 3.34	$ 2.34	$ 1.84	$ 1.54
3575B684AA	Samsung to Canon SPP Device License for MEAP	$ 90.00	$ 72.00	20.00%	$ 4.34	$ 3.34	$ 2.34	$ 1.84	$ 1.54
3575B685AA	OKI to Canon SPP Device License for MEAP	$ 90.00	$ 72.00	20.00%	$ 4.34	$ 3.34	$ 2.34	$ 1.84	$ 1.54
3575B686AA	Konica Minolta to Canon SPP Device License for MEAP	$ 90.00	$ 72.00	20.00%	$ 4.34	$ 3.34	$ 2.34	$ 1.84	$ 1.54
3575B854AA	Epson to Canon SPP Device License for MEAP	$ 90.00	$ 72.00	20.00%	$ 4.34	$ 3.34	$ 2.34	$ 1.84	$ 1.54
	Extended Maintenance & Support (Software Assurance)								
	uniFLOW Software Assurance (SA Points)								
3575B040AA	uniFLOW Software Assurance - 1 Point	$ 16.00	$ 12.80	20.00%	$ 0.77	$ 0.59	$ 0.42	$ 0.33	$ 0.27
3575B771AA	Software Assurance 1 Point for Education	$ 9.50	$ 7.60	20.00%	$ 0.46	$ 0.35	$ 0.25	$ 0.19	$ 0.16
	uniFLOW Release Station Extended Warranty								
3575B505AA	Release Station Extended Warranty 1 yr	$ 230.00	$ 184.00	20.00%	$ 11.10	$ 8.54	$ 5.97	$ 4.70	$ 3.94
3575B557AA	Release Station Extended Warranty 2 yr	$ 450.00	$ 360.00	20.00%	$ 21.72	$ 16.70	$ 11.69	$ 9.20	$ 7.71
3575B558AA	Release Station Extended Warranty 3 yr	$ 650.00	$ 520.00	20.00%	$ 31.38	$ 24.13	$ 16.88	$ 13.29	$ 11.13
3575B559AA	Release Station Extended Warranty 4 yr	$ 840.00	$ 672.00	20.00%	$ 40.55	$ 31.18	$ 21.82	$ 17.17	$ 14.39
3575B560AA	Release Station Extended Warranty 5 yr	$ 1,020.00	$ 816.00	20.00%	$ 49.24	$ 37.86	$ 26.50	$ 20.85	$ 17.47
3575B507AA	Release Station Full Insurance 1 yr	$ 540.00	$ 432.00	20.00%	$ 26.07	$ 20.04	$ 14.03	$ 11.04	$ 9.25
3575B506AA	Special Unit	$ 25.00	$ 20.00	20.00%	$ 1.21	$ 0.93	$ 0.65	$ 0.51	$ 0.43
	imageWARE Secure Audit Manager Express v2.1								
	iW SAM Express Server License								
4154B148AA	iW SAM Express Server - 1 License (eLAN)	$ 3,500.00	$ 2,800.00	20.00%	$ 168.95	$ 129.92	$ 90.92	$ 71.54	$ 59.95
	iW SAM Express Client Access Licenses								
4154B176AA	iW SAM Express CAL - 1 License (eLAN)	$ 1,120.00	$ 896.00	20.00%	$ 54.06	$ 41.57	$ 29.09	$ 22.89	$ 19.18
4154B177AA	iW SAM Express CAL - 10 License (eLAN)	$ 10,000.00	$ 8,000.00	20.00%	$ 482.72	$ 371.20	$ 259.76	$ 204.40	$ 171.28
4154B178AA	iW SAM Express CAL - 50 License (eLAN)	$ 44,500.00	$ 35,600.00	20.00%	$ 2,148.10	$ 1,651.84	$ 1,155.93	$ 909.58	$ 762.20
4154B179AA	iW SAM Express CAL - 100 License (eLAN)	$ 80,000.00	$ 64,000.00	20.00%	$ 3,861.76	$ 2,969.60	$ 2,078.08	$ 1,635.20	$ 1,370.24
	iW SAM Express Server Maintenance & Support								
4154B162AA	iW SAM Express Server - 1 year M&S - 1 License (eLAN)	$ 645.00	$ 516.00	20.00%	$ 31.14	$ 23.94	$ 16.75	$ 13.18	$ 11.05
	Professional Service								
	Canon U.S.A. Professional Services								
3340B004AA	Canon Professional Service for uniFLOW	N/A	$ 1,500.00	N/A	N/A	N/A	N/A	N/A	N/A
6138B425AA	Professional Services for Uniflow by Dealer	N/A	$ 1,500.00	N/A	N/A	N/A	N/A	N/A	N/A

Canon USA provided Professional Service, Price per unit. Approximately 8-10 hours of Professional Service. Professional Service Packages DO NOT include the uniFLOW software or on-going customer support. A custom Canon-developed Statement of Work document will be developed to detail extent of services included for each Professional Services engagement. The Statement of Work will disclose the number of units of professional Services to order for a particular engagement.

3575B697AA	Professional Service Package for uniFLOW Online	N/A	$ 714.00	N/A	N/A	N/A	N/A	N/A	N/A
3340B034AA	CIIS Professional Services-Application Migration, Planning, Oversight, Architecture and Design, Installation and Training Activ	N/A	$ 1,500.00	N/A	N/A	N/A	N/A	N/A	N/A
6138B426AA	Dealer Professional Services-Application Migration, Planning, Oversight, Architecture and Design, Installation and Training Act	N/A	$ 1,500.00	N/A	N/A	N/A	N/A	N/A	N/A
3340B056AA	Uniflow Support	N/A	$ 10.00	N/A	N/A	N/A	N/A	N/A	N/A

SOW based service offering which may include but is not limited to: solution break fix, solution maintenance/management, customer required non traditional SLA requirements.

3575B622AA	Canon Professional Services Package by ESSD	N/A	$ 1,194.00	N/A	N/A	N/A	N/A	N/A	N/A
3575B623AA	Canon Professional Services Additional Device for uniFLOW Package	N/A	$ 114.00	N/A	N/A	N/A	N/A	N/A	N/A
3575B687AA	Canon End User Virtual Technical Training for uniFLOW	N/A	$ 1,194.00	N/A	N/A	N/A	N/A	N/A	N/A

Canon USA provided Professional Service, Price per unit. Approximately 8-10 hours of Professional Service. Professional Service Packages DO NOT include the uniFLOW software or on-going customer support. A custom Canon-developed Statement of Work document will be developed to detail extent of services included for each Professional Services engagement. The Statement of Work will disclose the number of units of professional Services to order for a particular engagement.

	NT-ware Professional Services								
3575B037AA	UniFLOW Customization Unit	$ 1,134.00	$ 756.00	33.33%	N/A	N/A	N/A	N/A	N/A
3575B680AA	UniFLOW Output Manager Project Access Pack	$ 4,900.00	$ 3,960.00	19.18%	N/A	N/A	N/A	N/A	N/A
3575B038AA	Remote Installation Assistance Service - 1 Unit (RIAS)	$ 1,701.00	$ 1,140.00	32.98%	N/A	N/A	N/A	N/A	N/A
3575B130AA	Travel Expenses (1 unit)	$ 210.00	$ 180.00	14.29%	N/A	N/A	N/A	N/A	N/A
3575B131AA	Training Day	$ 2,268.00	$ 1,944.00	14.29%	N/A	N/A	N/A	N/A	N/A
3575B692AA	Legal Integration Unit	$ 608.24	$ 564.00	7.27%	N/A	N/A	N/A	N/A	N/A
	PRISMA								
	PRISMAprepare V7 Software Solutions								
	PRISMAprepare V7 Software Licenses and Upgrades								
	PRISMAprepare								
8943B090AA	PRISMAprepare V7 - Software license - 1st concurrent user	$ 4,500.00	$ 3,600.00	20.00%	$ 217.22	$ 167.04	$ 116.89	$ 91.98	$ 77.08
	PRISMAprepare Options								
3602C003AA	PRISMAprepare V7 - 1 Additional Concurrent user	$ 3,000.00	$ 2,400.00	20.00%	$ 144.82	$ 111.36	$ 77.93	$ 61.32	$ 51.38
3602C004AA	PRISMAprepare V7 - Automation	$ 2,450.00	$ 1,960.00	20.00%	$ 118.27	$ 90.94	$ 63.64	$ 50.08	$ 41.96
3602C005AA	PRISMAprepare V7 - Preflight	$ 385.00	$ 308.00	20.00%	$ 18.58	$ 14.29	$ 10.00	$ 7.87	$ 6.59
3602C006AA	PRISMAprepare V7 - Prepare to Finish Connector for Ultimate Bindery	$ 2,000.00	$ 1,600.00	20.00%	$ 96.54	$ 74.24	$ 51.95	$ 40.88	$ 34.26
3602C007AA	PRISMAprepare V7 VDP	$ 1,500.00	$ 1,200.00	20.00%	$ 72.41	$ 55.68	$ 38.96	$ 30.66	$ 25.69

NASPO State: Florida

Item Code	Description	MSRP	Purchase Price	% off MSRP	Straight Lease Monthly Payments				
					18 Months	24 Months	36 Months	48 Months	60 Months
3602C008AA	PRISMAprepare V7 - Scan Clean-up	$ 900.00	$ 720.00	20.00%	$ 43.44	$ 33.41	$ 23.38	$ 18.40	$ 15.42
3602C009AA	PRISMAprepare V7 - Adv. Doc. Creation	$ 1,500.00	$ 1,200.00	20.00%	$ 72.41	$ 55.68	$ 38.96	$ 30.66	$ 25.69
3602C010AA	PRISMAprepare V7 - Adv. Imposition	$ 1,500.00	$ 1,200.00	20.00%	$ 72.41	$ 55.68	$ 38.96	$ 30.66	$ 25.69
3602C011AA	PRISMAprepare V7 - Spot Color Editing	$ 900.00	$ 720.00	20.00%	$ 43.44	$ 33.41	$ 23.38	$ 18.40	$ 15.42
	PRISMAprepare License Upgrades								
8943B091AA	PRISMAprepare V6 to V7 1st concurrent user upgrade License	$ -	$ -	0.00%	$ -	$ -	$ -	$ -	$ -
3607C007AA	PRISMAprepare V6 to V7 Extra User Licenses	$ -	$ -	0.00%	$ -	$ -	$ -	$ -	$ -
8943B092AA	PRISMAprepare V6 to V7 Light Upgrade license	$ -	$ -	0.00%	$ -	$ -	$ -	$ -	$ -
3607C008AA	PRISMAprepare Auto upg. V6 to V7	$ -	$ -	0.00%	$ -	$ -	$ -	$ -	$ -
3607C009AA	PRISMAprepare PRFL upg V6 to V7	$ -	$ -	0.00%	$ -	$ -	$ -	$ -	$ -
3607C010AA	PRISMAprepare Prepare to finish V6 to V7	$ -	$ -	0.00%	$ -	$ -	$ -	$ -	$ -
3607C012AA	PRISMAprepare VDP upg V6 to V7	$ -	$ -	0.00%	$ -	$ -	$ -	$ -	$ -
3607C013AA	License Upgrade PRISMAprepare Light V6 install to V7 Full upgrade	$ 5,900.00	$ 4,720.00	20.00%	$ 284.80	$ 219.01	$ 153.28	$ 120.60	$ 101.06
	PRISMAprepare V7 Annual Maintenance (For extension from 2nd year)								
	PRISMAprepare								
8943B064AA	SMF PRISMAprepare V7- 1st concurrent user	$ 708.00	$ 566.40	20.00%	$ 34.18	$ 26.28	$ 18.39	$ 14.47	$ 12.13
8943B065AA	SMF PRISMAprepare V7-extra concurrent user	$ 468.00	$ 374.40	20.00%	$ 22.59	$ 17.37	$ 12.16	$ 9.57	$ 8.02
8943B070AA	SMF PRISMAprepare V7 - Automation	$ 384.00	$ 307.20	20.00%	$ 18.54	$ 14.25	$ 9.97	$ 7.85	$ 6.58
8943B067AA	SMF PRISMAprepare V7- Preflight	$ 60.00	$ 48.00	20.00%	$ 2.90	$ 2.23	$ 1.56	$ 1.23	$ 1.03
8943B069AA	SMF PRISMAprepare V7-Prepare to Finish	$ 300.00	$ 240.00	20.00%	$ 14.48	$ 11.14	$ 7.79	$ 6.13	$ 5.14
8943B071AA	SMF PRISMAprepare V7 - VDP	$ 228.00	$ 182.40	20.00%	$ 11.01	$ 8.46	$ 5.92	$ 4.66	$ 3.91
8943B073AA	SMF PRISMAprepare V7 - Scan Clean-up	$ 144.00	$ 115.20	20.00%	$ 6.95	$ 5.35	$ 3.74	$ 2.94	$ 2.47
8943B074AA	SMF PRISMAprepare V7-Adv. Doc. Creation	$ 228.00	$ 182.40	20.00%	$ 11.01	$ 8.46	$ 5.92	$ 4.66	$ 3.91
8943B075AA	SMF PRISMAprepare V7-Adv. Imposition	$ 228.00	$ 182.40	20.00%	$ 11.01	$ 8.46	$ 5.92	$ 4.66	$ 3.91
8943B076AA	SMF PRISMAprepare V7-Spot Color Editing	$ 144.00	$ 115.20	20.00%	$ 6.95	$ 5.35	$ 3.74	$ 2.94	$ 2.47
	PRISMAprepare Upgrade V6 to V7 Maintenance								
8943B084AA	SMF PRISMAprepare V7 Maintenance 1st concurrent user (V6 legacy customer)	$ 1,896.00	$ 1,516.80	20.00%	$ 91.52	$ 70.38	$ 49.25	$ 38.75	$ 32.47
8943B085AA	SMF PRISMAprepare V7 Maintenance (V6 Light legacy customer upgraded to V7 1st concurrent user)	$ 2,064.00	$ 1,651.20	20.00%	$ 99.63	$ 76.62	$ 53.61	$ 42.19	$ 35.35
8943B086AA	SMF PRISMAprepare V7 Light Maintenance (V6 Light legacy customer)	$ 840.00	$ 672.00	20.00%	$ 40.55	$ 31.18	$ 21.82	$ 17.17	$ 14.39
	PRISMAprepare V6 Annual Maintenance (For extension from 2nd year)								
	PRISMAprepare								
8628B063AA	Annual Maintenance Océ PRISMAprepare V6 - 1st Concurrent user	$ 1,896.00	$ 1,516.80	20.00%	$ 91.52	$ 70.38	$ 49.25	$ 38.75	$ 32.47
8628B067AA	Annual Maintenance Océ PRISMAprepare V6 - Extra Concurrent user	$ 1,140.00	$ 912.00	20.00%	$ 55.03	$ 42.32	$ 29.61	$ 23.30	$ 19.53
8628B066AA	Annual Maintenance Océ PRISMAprepare V6 light to 1 Concurrent	$ 840.00	$ 672.00	20.00%	$ 40.55	$ 31.18	$ 21.82	$ 17.17	$ 14.39
	Options								
8628B064AA	Annual Maintenance Océ PPV6 - Automation	$ 384.00	$ 307.20	20.00%	$ 18.54	$ 14.25	$ 9.97	$ 7.85	$ 6.58
8628B068AA	Annual Maintenance Océ PPV6 - Preflight (per user)	$ 60.00	$ 48.00	20.00%	$ 2.90	$ 2.23	$ 1.56	$ 1.23	$ 1.03
8628B072AA	Annual Maintenance PRISMAprepare V6 - VDP for Light	$ 190.00	$ 152.00	20.00%	$ 9.17	$ 7.05	$ 4.94	$ 3.88	$ 3.25
8628B073AA	Annual Maintenance PRISMAprepare V6 - Prepare to Finish Connector	$ 300.00	$ 240.00	20.00%	$ 14.48	$ 11.14	$ 7.79	$ 6.13	$ 5.14
	PRISMAdirect V1 Software								
	PRISMAdirect								
0182C090AA	PRISMAdirect V1	$ 10,250.00	$ 8,200.00	20.00%	$ 494.79	$ 380.48	$ 266.25	$ 209.51	$ 175.66
	PRISMAdirect Options								
0182C074AA	PRISMAdirect V1 PRO-Print Package	$ 4,000.00	$ 3,200.00	20.00%	$ 193.09	$ 148.48	$ 103.90	$ 81.76	$ 68.51
0182C004AA	PRISMAdirect V1 Extra Concurrent user	$ 3,000.00	$ 2,400.00	20.00%	$ 144.82	$ 111.36	$ 77.93	$ 61.32	$ 51.38
0182C036AA	PRISMAdirect V1 Automation	$ 4,150.00	$ 3,320.00	20.00%	$ 200.33	$ 154.06	$ 107.80	$ 84.83	$ 71.08
0182C010AA	PRISMAdirect V1 Quotation	$ 3,000.00	$ 2,400.00	20.00%	$ 144.82	$ 111.36	$ 77.93	$ 61.32	$ 51.38
0182C005AA	PRISMAdirect V1 uniFLOW connector	$ 3,000.00	$ 2,400.00	20.00%	$ 144.82	$ 111.36	$ 77.93	$ 61.32	$ 51.38
0182C006AA	PRISMAdirect V1 LDAP connector	$ 3,000.00	$ 2,400.00	20.00%	$ 144.82	$ 111.36	$ 77.93	$ 61.32	$ 51.38
0182C073AA	PRISMAdirect V1 Tax Provider Connector	$ 3,000.00	$ 2,400.00	20.00%	$ 144.82	$ 111.36	$ 77.93	$ 61.32	$ 51.38
0182C075AA	PRISMAdirect V1 Shipping Provider Connector	$ 4,800.00	$ 3,840.00	20.00%	$ 231.71	$ 178.18	$ 124.68	$ 98.11	$ 82.21
	PRISMAdirect Web Submission Options								
0182C072AA	PRISMAdirect V1 Webshop (First)	$ 4,300.00	$ 3,440.00	20.00%	$ 207.57	$ 159.62	$ 111.70	$ 87.89	$ 73.65
0182C071AA	PRISMAdirect V1 Webshop (Extension to Unlimited)	$ 5,250.00	$ 4,200.00	20.00%	$ 253.43	$ 194.88	$ 136.37	$ 107.31	$ 89.92
0182C008AA	PRISMAdirect V1 Extra Submission server	$ 6,000.00	$ 4,800.00	20.00%	$ 289.63	$ 222.72	$ 155.86	$ 122.64	$ 102.77
0182C009AA	PRISMAdirect V1 Payment Provider Connector	$ 4,800.00	$ 3,840.00	20.00%	$ 231.71	$ 178.18	$ 124.68	$ 98.11	$ 82.21
0182C011AA	PRISMAdirect V1 Budget Approval	$ 3,000.00	$ 2,400.00	20.00%	$ 144.82	$ 111.36	$ 77.93	$ 61.32	$ 51.38
	PRISMAdirect License Upgrades								
0182C052AA	PRISMAaccess V5 upgrade to PRISMAdirect V1	$ 11,300.00	$ 9,040.00	20.00%	$ 545.47	$ 419.46	$ 293.53	$ 230.97	$ 193.55
0182C039AA	PRISMAaccess V5 Extra User upgrade to PRISMAdirect V1 Extra user	$ 2,300.00	$ 1,840.00	20.00%	$ 111.03	$ 85.38	$ 59.74	$ 47.01	$ 39.39
0182C040AA	PRISMAaccess V5 Quotation upgrade to PRISMAdirect V1 Quotation	$ 2,300.00	$ 1,840.00	20.00%	$ 111.03	$ 85.38	$ 59.74	$ 47.01	$ 39.39
0182C041AA	PRISMAaccess V5 Budget Appr.upgrade to PRISMAdirect V1 Budget Appr.	$ 2,300.00	$ 1,840.00	20.00%	$ 111.03	$ 85.38	$ 59.74	$ 47.01	$ 39.39
0182C076AA	PRISMAaccess V5 First Sub. Server upgrade to PRISMAdirect V1 Webshop	$ 2,300.00	$ 1,840.00	20.00%	$ 111.03	$ 85.38	$ 59.74	$ 47.01	$ 39.39
0182C049AA	PRISMAaccess V5 Ext. Sub. Svr upgrade to PRISMAdirect V1 Ext. Sub. Svr	$ 3,600.00	$ 2,880.00	20.00%	$ 173.78	$ 133.63	$ 93.51	$ 73.58	$ 61.65
	PRISMAdirect V1 Annual Maintenance (For extension from 2nd year)								
	PRISMAdirect								
1037C037AA	Annual Maintenance PRISMAdirect V1	$ 1,535.00	$ 1,228.00	20.00%	$ 74.10	$ 56.98	$ 39.87	$ 31.38	$ 26.29
1037C038AA	Annual Maintenance PRISMAdirect V1 PRO-Print Package	$ 615.32	$ 492.26	20.00%	$ 29.70	$ 22.84	$ 15.98	$ 12.58	$ 10.54
	Options								
1037C022AA	Annual Maintenance PRISMAdirect V1 Extra users	$ 475.00	$ 380.00	20.00%	$ 22.93	$ 17.63	$ 12.34	$ 9.71	$ 8.14
1037C021AA	Annual Maintenance PRISMAdirect V1 Automation	$ 650.00	$ 520.00	20.00%	$ 31.38	$ 24.13	$ 16.88	$ 13.29	$ 11.13
1037C019AA	Annual Maintenance PRISMAdirect V1 Quotation	$ 475.00	$ 380.00	20.00%	$ 22.93	$ 17.63	$ 12.34	$ 9.71	$ 8.14
1037C015AA	Annual Maintenance PRISMAdirect V1 UniFLOW connector	$ 475.00	$ 380.00	20.00%	$ 22.93	$ 17.63	$ 12.34	$ 9.71	$ 8.14
1037C016AA	Annual Maintenance PRISMAdirect V1 LDAP connector	$ 475.00	$ 380.00	20.00%	$ 22.93	$ 17.63	$ 12.34	$ 9.71	$ 8.14
1037C041AA	Annual Maintenance PRISMAdirect V1 Tax Provider Connector	$ 460.00	$ 368.00	20.00%	$ 22.21	$ 17.08	$ 11.95	$ 9.40	$ 7.88
1037C042AA	Annual Maintenance PRISMAdirect V1 Shipping Provider Connector	$ 740.00	$ 592.00	20.00%	$ 35.72	$ 27.47	$ 19.22	$ 15.13	$ 12.67
1037C039AA	Annual Maintenance PRISMAdirect V1 Webshop (First)	$ 650.00	$ 520.00	20.00%	$ 31.38	$ 24.13	$ 16.88	$ 13.29	$ 11.13
1037C040AA	Annual Maintenance PRISMADirect V1 Webshp (Extension to Unlimited)	$ 825.00	$ 660.00	20.00%	$ 39.82	$ 30.62	$ 21.43	$ 16.86	$ 14.13
1037C023AA	Annual Maintenance PRISMAdirect V1 Extra Submission Servers	$ 925.00	$ 740.00	20.00%	$ 44.65	$ 34.34	$ 24.03	$ 18.91	$ 15.84
1037C018AA	Annual Maintenance PRISMAdirect V1 Payment	$ 750.00	$ 600.00	20.00%	$ 36.20	$ 27.84	$ 19.48	$ 15.33	$ 12.85
1037C020AA	Annual Maintenance PRISMAdirect V1 Budget Approval	$ 475.00	$ 380.00	20.00%	$ 22.93	$ 17.63	$ 12.34	$ 9.71	$ 8.14
	PRISMAarchive Software Solutions								
	DocSetter Software Solutions								
	DocSetter Software								
7281B014AA	DocSetter V3	$ 4,425.00	$ 3,540.00	20.00%	$ 213.60	$ 164.26	$ 114.94	$ 90.45	$ 75.79
7281B004AA	PRISMApro Tab Wizard	$ 2,755.00	$ 2,204.00	20.00%	$ 132.99	$ 102.27	$ 71.56	$ 56.31	$ 47.19
	DocSetter Software Annual Maintenance (For extension from 2nd year)								
7362B009AA	Annual maintenance for DocSetter V3	$ 675.00	$ 540.00	20.00%	$ 32.58	$ 25.06	$ 17.53	$ 13.80	$ 11.56
7362B010AA	Annual maintenance for PRISMApro Tab Wizard	$ 420.00	$ 336.00	20.00%	$ 20.27	$ 15.59	$ 10.91	$ 8.58	$ 7.19
	DocSetter Software Monthly Maintenance (For adjustment of maintenance period only)								
7362B001AA	Monthly maintenance for DocSetter V3	$ 56.00	$ 44.80	20.00%	$ 2.70	$ 2.08	$ 1.45	$ 1.14	$ 0.96
7362B002AA	Monthly maintenance for PRISMApro Tab Wizard	$ 35.00	$ 28.00	20.00%	$ 1.69	$ 1.30	$ 0.91	$ 0.72	$ 0.60
	DPconvert Software Solutions								
7282B009AA	DPconvert Corporate	$ 10,502.00	$ 8,401.60	20.00%	$ 506.95	$ 389.83	$ 272.80	$ 214.86	$ 179.88
	DPconvert Software Annual Maintenance (For extension from 2nd year)								
7363B003AA	Annual Maintenance DPconvert(Corporate)	$ 1,602.00	$ 1,281.60	20.00%	$ 77.33	$ 59.47	$ 41.61	$ 32.74	$ 27.44
	DPconvert Software Monthly Maintenance (For adjustment of maintenance period only)								
7363B001AA	Monthly Maintenance DPconvert(Corporate)	$ 134.00	$ 107.20	20.00%	$ 6.47	$ 4.97	$ 3.48	$ 2.74	$ 2.30
	Shrinkwrap Software Options								
0182C080AA	Crystal Reports	$ 1,700.00	$ 1,360.00	20.00%	$ 82.06	$ 63.10	$ 44.16	$ 34.75	$ 29.12
	Software Options								
7696B022AA	Adobe Acrobat Pro DC	$ 560.00	$ 448.00	20.00%	$ 27.03	$ 20.79	$ 14.55	$ 11.45	$ 9.59
9277B004AA	Quite Imposing Plus	$ 798.00	$ 638.40	20.00%	$ 38.52	$ 29.62	$ 20.73	$ 16.31	$ 13.67
0182C094AA	Neevia Document Converter Pro	$ 660.00	$ 528.00	20.00%	$ 31.86	$ 24.50	$ 17.14	$ 13.49	$ 11.30
6276B008AA	Enfocus Pitstop Professional	$ 830.00	$ 664.00	20.00%	$ 40.07	$ 30.81	$ 21.56	$ 16.97	$ 14.22
	JDF Parser								
4169B451AA	JDF Parser V4.3 US iPR C165 Series	$ 750.00	$ 600.00	20.00%	$ 36.20	$ 27.84	$ 19.48	$ 15.33	$ 12.85
4169B462AA	JDF Parser V3.3 US C910 Series	$ 1.00	$ 0.80	20.00%	$ 0.05	$ 0.04	$ 0.03	$ 0.02	$ 0.02
4169B247AA	JDF Parser for iPR 1135+ series	$ 750.00	$ 600.00	20.00%	$ 36.20	$ 27.84	$ 19.48	$ 15.33	$ 12.85
4169B335AA	JDF Parser for iPR C850 series	$ 750.00	$ 600.00	20.00%	$ 36.20	$ 27.84	$ 19.48	$ 15.33	$ 12.85
4169B457AA	JDF Parser for iR-ADV DX 8700 Series	$ 750.00	$ 600.00	20.00%	$ 36.20	$ 27.84	$ 19.48	$ 15.33	$ 12.85
4169B325AA	JDF Parser for iR-ADV 6500 series	$ 750.00	$ 600.00	20.00%	$ 36.20	$ 27.84	$ 19.48	$ 15.33	$ 12.85
	PRISMA Software Media Package								
7629B056AA	Media for PRISMAprepare V7	N/A	$ 10.00	N/A	$ 0.60	$ 0.46	$ 0.32	$ 0.26	$ 0.21
0182C065AA	Media for PRISMAdirect V1	N/A	$ 10.00	N/A	$ 0.60	$ 0.46	$ 0.32	$ 0.26	$ 0.21
7629B051AA	Media for DocSetter	N/A	$ 10.00	N/A	$ 0.60	$ 0.46	$ 0.32	$ 0.26	$ 0.21
7629B052AA	Media for Dpconvert	N/A	$ 10.00	N/A	$ 0.60	$ 0.46	$ 0.32	$ 0.26	$ 0.21
	PRISMA Software Professional Services								
3340B119AA	PRISMAprepare Implementation Professional Services	N/A	$ 1,194.00	N/A	N/A	N/A	N/A	N/A	N/A
3340B120AA	PRISMAdirect Implementation Professional Services	N/A	$ 1,194.00	N/A	N/A	N/A	N/A	N/A	N/A
3340B051AA	Production Professional Services (per hour) (CRS)	$ 279.00	$ 200.00	25.93%	N/A	N/A	N/A	N/A	N/A
6138B429AA	Production Professional Services (per hour) (Dealer)	$ 279.00	$ 200.00	25.93%	N/A	N/A	N/A	N/A	N/A
3340B053AA	Production Support(per unit)	$ 14.00	$ 10.00	28.57%	N/A	N/A	N/A	N/A	N/A
	Therefore								
	Therefore™ Editions (On-Premise)								
	Personal Edition (1 User / Named)								

NASPO State: Florida

					Straight Lease Monthly Payments				
Item Code	Description	MSRP	Purchase Price	% off MSRP	18 Months	24 Months	36 Months	48 Months	60 Months
6986B014AA	Therefore™ Personal Edition	$ 800.00	$ 640.00	20.00%	$ 38.62	$ 29.70	$ 20.78	$ 16.35	$ 13.70
6986B015AA	Upgrade Personal Edition to Workgroup Edition Bundle	$ 4,350.00	$ 3,480.00	20.00%	$ 209.98	$ 161.47	$ 113.00	$ 88.91	$ 74.51
	Workgroup Edition (5-50 Users / Named Only)								
6986B002AA	Therefore™ Workgroup Edition Bundle	$ 5,150.00	$ 4,120.00	20.00%	$ 248.60	$ 191.17	$ 133.78	$ 105.27	$ 88.21
6986B003AA	Therefore™ Workgroup Edition - Additional 5 Named User Pack	$ 3,450.00	$ 2,760.00	20.00%	$ 166.54	$ 128.06	$ 89.62	$ 70.52	$ 59.09
6986B064AA	Therefore™ Workgroup Edition Bundle (Concurrent Users)	$ 8,600.00	$ 6,880.00	20.00%	$ 415.14	$ 319.23	$ 223.39	$ 175.78	$ 147.30
6986B065AA	Therefore™ Workgroup Edition - Additional 5 Concurrent User Pack	$ 6,900.00	$ 5,520.00	20.00%	$ 333.08	$ 256.13	$ 179.23	$ 141.04	$ 118.18
6986B004AA	Upgrade Workgroup Edition Bundle to Essentials Edition Bundle	$ 9,200.00	$ 7,360.00	20.00%	$ 444.10	$ 341.50	$ 238.98	$ 188.05	$ 157.58
6986B005AA	Upgrade Workgroup Edition Bundle to Enterprise Edition	$ 18,400.00	$ 14,720.00	20.00%	$ 888.20	$ 683.01	$ 477.96	$ 376.10	$ 315.16
	Essentials Edition (5-50 Users / Named or Concurrent)								
6986B006AA	Therefore™ Essentials Edition Bundle (Named Users)	$ 14,350.00	$ 11,480.00	20.00%	$ 692.70	$ 532.67	$ 372.76	$ 293.31	$ 245.79
6986B007AA	Therefore™ Essentials Edition - Additional 5 Named User Pack	$ 3,450.00	$ 2,760.00	20.00%	$ 166.54	$ 128.06	$ 89.62	$ 70.52	$ 59.09
6986B008AA	Therefore™ Essentials Edition Bundle (Concurrent Users)	$ 17,800.00	$ 14,240.00	20.00%	$ 859.24	$ 660.74	$ 462.37	$ 363.83	$ 304.88
6986B009AA	Therefore™ Essentials Edition - Additional 5 Concurrent User Pack	$ 6,900.00	$ 5,520.00	20.00%	$ 333.08	$ 256.13	$ 179.23	$ 141.04	$ 118.18
6986B010AA	Therefore™ Essentials Edition - Additional Workflow (1x)	$ 900.00	$ 720.00	20.00%	$ 43.44	$ 33.41	$ 23.38	$ 18.40	$ 15.42
6986B011AA	Upgrade Essentials Edition Bundle to Enterprise Edition	$ 9,200.00	$ 7,360.00	20.00%	$ 444.10	$ 341.50	$ 238.98	$ 188.05	$ 157.58
	Enterprise Edition (2-Unlimited Users / Read-Only, Named, or Concurrent)								
6986B012AA	Therefore™ Enterprise Edition Server License	$ 13,800.00	$ 11,040.00	20.00%	$ 666.15	$ 512.26	$ 358.47	$ 282.07	$ 236.37
6986B013AA	Therefore™ Enterprise Edition - Additional Server License	$ 4,650.00	$ 3,720.00	20.00%	$ 224.46	$ 172.61	$ 120.79	$ 95.05	$ 79.65
	Per-User Licensing (Enterprise Edition Only)								
	Read-Only User Licenses								
6986B033AA	Therefore™ Read-Only User License (1-9 Users)	$ 510.00	$ 408.00	20.00%	$ 24.62	$ 18.93	$ 13.25	$ 10.42	$ 8.74
6986B034AA	Therefore™ Read-Only User License (10-24 Users)	$ 430.00	$ 344.00	20.00%	$ 20.76	$ 15.96	$ 11.17	$ 8.79	$ 7.37
6986B035AA	Therefore™ Read-Only User License (25-49 Users)	$ 365.00	$ 292.00	20.00%	$ 17.62	$ 13.55	$ 9.48	$ 7.46	$ 6.25
6986B036AA	Therefore™ Read-Only User License (50-99 Users)	$ 310.00	$ 248.00	20.00%	$ 14.96	$ 11.51	$ 8.05	$ 6.34	$ 5.31
6986B037AA	Therefore™ Read-Only User License (100-249 Users)	$ 265.00	$ 212.00	20.00%	$ 12.79	$ 9.84	$ 6.88	$ 5.42	$ 4.54
6986B038AA	Therefore™ Read-Only User License (250-499 Users)	$ 195.00	$ 156.00	20.00%	$ 9.41	$ 7.24	$ 5.07	$ 3.99	$ 3.34
6986B039AA	Therefore™ Read-Only User License (500-999 Users)	$ 140.00	$ 112.00	20.00%	$ 6.76	$ 5.20	$ 3.64	$ 2.86	$ 2.40
6986B040AA	Therefore™ Read-Only User License (1000+ Users)	$ 105.00	$ 84.00	20.00%	$ 5.07	$ 3.90	$ 2.73	$ 2.15	$ 1.80
	Named User Licenses								
6986B017AA	Therefore™ Named User License (1-9 Users)	$ 1,015.00	$ 812.00	20.00%	$ 49.00	$ 37.68	$ 26.37	$ 20.75	$ 17.38
6986B018AA	Therefore™ Named User License (10-24 Users)	$ 865.00	$ 692.00	20.00%	$ 41.76	$ 32.11	$ 22.47	$ 17.68	$ 14.82
6986B019AA	Therefore™ Named User License (25-49 Users)	$ 735.00	$ 588.00	20.00%	$ 35.48	$ 27.28	$ 19.09	$ 15.02	$ 12.59
6986B020AA	Therefore™ Named User License (50-99 Users)	$ 625.00	$ 500.00	20.00%	$ 30.17	$ 23.20	$ 16.24	$ 12.78	$ 10.71
6986B021AA	Therefore™ Named User License (100-249 Users)	$ 530.00	$ 424.00	20.00%	$ 25.58	$ 19.67	$ 13.77	$ 10.83	$ 9.08
6986B022AA	Therefore™ Named User License (250-499 Users)	$ 390.00	$ 312.00	20.00%	$ 18.83	$ 14.48	$ 10.13	$ 7.97	$ 6.68
6986B023AA	Therefore™ Named User License (500-999 Users)	$ 280.00	$ 224.00	20.00%	$ 13.52	$ 10.39	$ 7.27	$ 5.72	$ 4.80
6986B024AA	Therefore™ Named User License (1000+ Users)	$ 205.00	$ 164.00	20.00%	$ 9.90	$ 7.61	$ 5.33	$ 4.19	$ 3.51
	Concurrent User Licenses								
6986B025AA	Therefore™ Concurrent User License (1-9 Users)	$ 2,035.00	$ 1,628.00	20.00%	$ 98.23	$ 75.54	$ 52.86	$ 41.60	$ 34.86
6986B026AA	Therefore™ Concurrent User License (10-24 Users)	$ 1,730.00	$ 1,384.00	20.00%	$ 83.51	$ 64.22	$ 44.94	$ 35.36	$ 29.63
6986B027AA	Therefore™ Concurrent User License (25-49 Users)	$ 1,470.00	$ 1,176.00	20.00%	$ 70.99	$ 54.57	$ 38.18	$ 30.05	$ 25.18
6986B028AA	Therefore™ Concurrent User License (50-99 Users)	$ 1,245.00	$ 996.00	20.00%	$ 60.10	$ 46.21	$ 32.34	$ 25.45	$ 21.32
6986B029AA	Therefore™ Concurrent User License (100-249 Users)	$ 1,060.00	$ 848.00	20.00%	$ 51.17	$ 39.35	$ 27.53	$ 21.67	$ 18.16
6986B030AA	Therefore™ Concurrent User License (250-499 Users)	$ 775.00	$ 620.00	20.00%	$ 37.41	$ 28.77	$ 20.13	$ 15.84	$ 13.27
6986B031AA	Therefore™ Concurrent User License (500-999 Users)	$ 565.00	$ 452.00	20.00%	$ 27.27	$ 20.97	$ 14.68	$ 11.55	$ 9.68
6986B032AA	Therefore™ Concurrent User License (1000+ Users)	$ 415.00	$ 332.00	20.00%	$ 20.03	$ 15.40	$ 10.78	$ 8.48	$ 7.11
	Therefore™ Capture & Connector Licenses								
	Therefore™ Capture Licenses								
6986B041AA	Therefore™ Capture Client License	$ 1,900.00	$ 1,520.00	20.00%	$ 91.72	$ 70.53	$ 49.35	$ 38.84	$ 32.54
6986B042AA	Therefore™ MFP Application License (MEAP-enabled Device)	$ 1,100.00	$ 880.00	20.00%	$ 53.10	$ 40.83	$ 28.57	$ 22.48	$ 18.84
6986B043AA	Integration License for eCopy™ ShareScan®	$ 940.00	$ 752.00	20.00%	$ 45.36	$ 34.89	$ 24.42	$ 19.21	$ 16.10
6986B044AA	Integration License for Kofax Capture®	$ 1,900.00	$ 1,520.00	20.00%	$ 91.72	$ 70.53	$ 49.35	$ 38.84	$ 32.54
	Therefore™ Connector Licenses								
6986B045AA	Therefore™ Content Connector	$ 3,440.00	$ 2,752.00	20.00%	$ 166.06	$ 127.69	$ 89.36	$ 70.31	$ 58.92
6986B046AA	Therefore™ Universal Connector	$ 3,440.00	$ 2,752.00	20.00%	$ 166.06	$ 127.69	$ 89.36	$ 70.31	$ 58.92
6986B047AA	Connector License for Microsoft® Exchange Server	$ 6,900.00	$ 5,520.00	20.00%	$ 333.08	$ 256.13	$ 179.23	$ 141.04	$ 118.18
6986B048AA	Connector License for Microsoft® SharePoint® Server	$ 6,900.00	$ 5,520.00	20.00%	$ 333.08	$ 256.13	$ 179.23	$ 141.04	$ 118.18
6986B049AA	Connector License for Microsoft® Dynamics NAV®	$ 6,900.00	$ 5,520.00	20.00%	$ 333.08	$ 256.13	$ 179.23	$ 141.04	$ 118.18
6986B050AA	Connector License for IBM® Lotus Notes®	$ 3,440.00	$ 2,752.00	20.00%	$ 166.06	$ 127.69	$ 89.36	$ 70.31	$ 58.92
6986B051AA	Connector License for SAP® R/3	$ 17,500.00	$ 14,000.00	20.00%	$ 844.76	$ 649.60	$ 454.58	$ 357.70	$ 299.74
6986B088AA	Therefore™ Portal	$ 17,500.00	$ 14,000.00	20.00%	$ 844.76	$ 649.60	$ 454.58	$ 357.70	$ 299.74
	Professional Services								
	Canon U.S.A. Professional Services (CIIS)								
3340B035AA	ECM-RM Service (CIIS)	$ 154.00	$ 100.00	35.06%	N/A	N/A	N/A	N/A	N/A
61388427AA	ECM-RM Service (Dealer)	$ 154.00	$ 100.00	35.06%	N/A	N/A	N/A	N/A	N/A
3340B036AA	ECM-RM Block Hours (CIIS)	$ 270.13	$ 200.00	25.96%	N/A	N/A	N/A	N/A	N/A
61388428AA	ECM-RM Block Hours (Dealer)	$ 270.13	$ 200.00	25.96%	N/A	N/A	N/A	N/A	N/A
	Therefore™ Professional Services								
6986B052AA	Therefore™ Remote Installation Assistance Support (RIAS) - 1/2 Unit	$ 1,000.00	$ 804.00	19.60%	N/A	N/A	N/A	N/A	N/A
6986B053AA	Therefore™ Remote Installation Assistance Support (RIAS) - 1 Unit	$ 2,000.00	$ 1,608.00	19.60%	N/A	N/A	N/A	N/A	N/A
6986B054AA	Therefore™ Customization Unit	$ 830.00	$ 666.00	19.76%	N/A	N/A	N/A	N/A	N/A
6986B055AA	Therefore™ Travel Cost Unit	$ 165.00	$ 133.20	19.27%	N/A	N/A	N/A	N/A	N/A
	Therefore™ Customer Developer Edition & Test License								
6986B016AA	Therefore™ Customer Developer Edition	$ 3,000.00	$ 2,400.00	20.00%	$ 144.82	$ 111.36	$ 77.93	$ 61.32	$ 51.38
6986B086AA	Therefore™ Test License	$ 1,140.00	$ 912.00	20.00%	$ 55.03	$ 42.32	$ 29.61	$ 23.30	$ 18.53
	Extended Maintenance & Support (Software Assurance)								
	Therefore™ Software Assurance (SA Points)								
6986B057AA	Therefore™ Software Assurance - 1 SA Point	$ 12.00	$ 9.60	20.00%	$ 0.58	$ 0.45	$ 0.31	$ 0.25	$ 0.21
	Therefore Online								
	Therefore™ Online - Subscription								
	Activation (One-time charge)								
6986B082AA	Therefore™ Online Tenant Provision	$ 225.00	$ 180.00	20.00%	$ 10.86	$ 8.35	$ 5.84	$ 4.60	$ 3.85
6986B097AA	Therefore™ Online SMB Elite Tenant Provision	$ 960.00	$ 768.00	20.00%	$ 46.34	$ 35.64	$ 24.94	$ 19.62	$ 16.44
6986B083AA	Therefore™ MFP MEAP Activation (1MFP)	$ 130.00	$ 104.00	20.00%	$ 6.28	$ 4.83	$ 3.38	$ 2.66	$ 2.23
	Annual Subscription (New and Renewal)								
6986B066AA	Therefore™ SAL Named User (1User / 1Year)	$ 520.00	$ 416.00	20.00%	$ 25.10	$ 19.30	$ 13.51	$ 10.63	$ 8.91
6986B067AA	Therefore™ SAL Concurrent User (1User / 1Year)	$ 995.00	$ 796.00	20.00%	$ 48.03	$ 36.93	$ 25.85	$ 20.34	$ 17.04
6986B068AA	Therefore™ SAL Read-Only User (1User / 1Year)	$ 275.00	$ 220.00	20.00%	$ 13.27	$ 10.21	$ 7.14	$ 5.62	$ 4.71
6986B069AA	Therefore™ SAL Capture License (1Unit / 1Year)	$ 525.00	$ 420.00	20.00%	$ 25.34	$ 19.49	$ 13.64	$ 10.73	$ 8.99
6986B070AA	Therefore™ SAL Connector for eCopy ShareScan (1Unit / 1Year)	$ 525.00	$ 420.00	20.00%	$ 25.34	$ 19.49	$ 13.64	$ 10.73	$ 8.99
6986B171AA	Therefore™ SAL Connector for Kofax (1 Unit / 1 Year)	$ 525.00	$ 420.00	20.00%	$ 25.34	$ 19.49	$ 13.64	$ 10.73	$ 8.99
6986B071AA	Therefore™ MFP Application License (MEAP-enabled Device) (1Unit /1Year)	$ 525.00	$ 420.00	20.00%	$ 25.34	$ 19.49	$ 13.64	$ 10.73	$ 8.99
6986B125AA	Therefore™ SAL Add Storage 100GB (1Unit /1Year)	$ 600.00	$ 480.00	20.00%	$ 28.96	$ 22.27	$ 15.59	$ 12.26	$ 10.28
6986B126AA	Therefore™ SAL Add Storage 1TB (1Unit /1Year)	$ 5,100.00	$ 4,080.00	20.00%	$ 246.19	$ 189.31	$ 132.48	$ 104.24	$ 87.35
6986B124AA	Therefore™ Online Edition - Exchange Connector (1Unit /1Year)	$ 2,160.00	$ 1,728.00	20.00%	$ 104.27	$ 80.18	$ 56.11	$ 44.15	$ 37.00
6986B073AA	Therefore™ Universal Connector (1Unit /1Year)	$ 1,175.00	$ 940.00	20.00%	$ 56.72	$ 43.62	$ 30.52	$ 24.02	$ 20.13
6986B086AA	Therefore™ Online Portal (1Year)	$ 6,500.00	$ 5,200.00	20.00%	$ 313.77	$ 241.28	$ 168.84	$ 132.86	$ 111.33
6986B094AA	Therefore™ Online Content Connector (1 Year)	$ 1,175.00	$ 940.00	20.00%	$ 56.72	$ 43.62	$ 30.52	$ 24.02	$ 20.13
6986B132AA	Therefore™ Online SAP Connector (1 Year)	$ 5,580.00	$ 4,464.00	20.00%	$ 269.36	$ 207.13	$ 144.95	$ 114.06	$ 95.57
6986B160AA	Therefore™ Online SharePoint Connector (1 Year)	$ 2,160.00	$ 1,728.00	20.00%	$ 104.27	$ 80.18	$ 56.11	$ 44.15	$ 37.00
	Therefore™ Online - Mid-Term - Monthly Items (coterminous with existing customer annual subscription)								
6986B074AA	Therefore™ SAL Named User (1User / 1Month)	$ 48.00	$ 38.40	20.00%	$ 2.32	$ 1.78	$ 1.25	$ 0.98	$ 0.82
6986B075AA	Therefore™ SAL Concurrent User (1User / 1Month)	$ 90.00	$ 72.00	20.00%	$ 4.34	$ 3.34	$ 2.34	$ 1.84	$ 1.54
6986B076AA	Therefore™ SAL Read-Only User (1User / 1Month)	$ 24.00	$ 19.20	20.00%	$ 1.16	$ 0.89	$ 0.62	$ 0.49	$ 0.41
6986B077AA	Therefore™ SAL Capture License (1User / 1Month)	$ 48.00	$ 38.40	20.00%	$ 2.32	$ 1.78	$ 1.25	$ 0.98	$ 0.82
6986B078AA	Therefore™ SAL Connector for eCopy ShareScan (1Unit / 1Month)	$ 48.00	$ 38.40	20.00%	$ 2.32	$ 1.78	$ 1.25	$ 0.98	$ 0.82
6986B172AA	Therefore™ SAL Connector for Kofax (1 Unit / 1 Month)	$ 48.00	$ 38.40	20.00%	$ 2.32	$ 1.78	$ 1.25	$ 0.98	$ 0.82
6986B079AA	Therefore™ MFP Application License (MEAP-enabled Device) (1Unit / 1Month)	$ 48.00	$ 38.40	20.00%	$ 2.32	$ 1.78	$ 1.25	$ 0.98	$ 0.82
6986B129AA	Therefore™ SAL Add Storage 100 GB (1Unit / 1Month)	$ 50.00	$ 40.00	20.00%	$ 2.41	$ 1.86	$ 1.30	$ 1.02	$ 0.86
6986B130AA	Therefore™ SAL Add Storage 1TB (1Unit / 1Month)	$ 425.00	$ 340.00	20.00%	$ 20.52	$ 15.78	$ 11.04	$ 8.69	$ 7.28
6986B128AA	Therefore™ Online Edition - Exchange Connector (1Unit / 1Month)	$ 180.00	$ 144.00	20.00%	$ 8.69	$ 6.68	$ 4.68	$ 3.68	$ 3.08
6986B081AA	Therefore™ Universal Connector (1Unit / 1Month)	$ 102.00	$ 81.60	20.00%	$ 4.92	$ 3.79	$ 2.65	$ 2.08	$ 1.75
6986B087AA	Therefore™ Online Portal (1Month)	$ 540.00	$ 432.00	20.00%	$ 26.07	$ 20.04	$ 14.03	$ 11.04	$ 9.25
6986B095AA	Therefore™ Online Content Connector (1 Month)	$ 102.00	$ 81.60	20.00%	$ 4.92	$ 3.79	$ 2.65	$ 2.08	$ 1.75
6986B133AA	Therefore™ Online SAP Connector (1 Month)	$ 465.00	$ 372.00	20.00%	$ 22.45	$ 17.26	$ 12.08	$ 9.50	$ 7.96
6986B163AA	Therefore™ Online SharePoint Connector (1 Month)	$ 180.00	$ 144.00	20.00%	$ 8.69	$ 6.68	$ 4.68	$ 3.68	$ 3.08
	Canon U.S.A. Professional Services (CIIS)								
3340B103AA	Therefore Online SMB Professional Services and Training	N/A	$ 1,200.00	N/A	N/A	N/A	N/A	N/A	N/A
3340B047AA	ECM Service. Enterprise Content Management, capture and workflow related services. Activities may include requirements definition, capture analysis, business process analysis, workflow analysis and design, custom solution development, implementation and planning.	$ 270.00	$ 200.00	25.93%	N/A	N/A	N/A	N/A	N/A
3340B054AA	ECM Solution Support . SOW based service offering which may include but is not limited to: solution break fix, solution maintenance/management, customer required non traditional SLA requirements.	$ 13.50	$ 10.00	25.93%	N/A	N/A	N/A	N/A	N/A
	Canon U.S.A. Professional Services (ESSD)								
3340B115AA	Canon Professional Services Package for Therefore Online	N/A	$ 1,194.00	N/A	N/A	N/A	N/A	N/A	N/A
3340B116AA	Canon Professional Services Additional Configuration for Therefore Online	N/A	$ 114.00	N/A	N/A	N/A	N/A	N/A	N/A

NASPO State: Florida

Item Code	Description	MSRP	Purchase Price	% off MSRP	Straight Lease Monthly Payments				
					18 Months	24 Months	36 Months	48 Months	60 Months
	Therefore™ Professional Services								
6988B052AA	Therefore™ Remote Installation Assistance Support (RIAS) - 1/2 Unit	$ 1,000.00	$ 804.00	19.60%	N/A	N/A	N/A	N/A	N/A
6988B053AA	Therefore™ Remote Installation Assistance Support (RIAS) - 1 Unit	$ 2,000.00	$ 1,608.00	19.60%	N/A	N/A	N/A	N/A	N/A
6988B054AA	Therefore™ Customization Unit	$ 830.00	$ 666.00	19.76%	N/A	N/A	N/A	N/A	N/A
6988B055AA	Therefore™ Travel Cost Unit	$ 165.00	$ 133.20	19.27%	N/A	N/A	N/A	N/A	N/A
	Forms and Print Services for Salesforce Subscriptions								
	Forms and Print Services for Salesforce Subscriptions								
6788B001AA	Forms and Print Services for Salesforce 10ID annual subscription	$ 3,480.00	$ 2,788.00	20.00%	$ 167.99	$ 129.18	$ 90.40	$ 71.13	$ 59.61
6788B002AA	Forms and Print Services for Salesforce 20ID annual subscription	$ 6,960.00	$ 5,568.00	20.00%	$ 335.97	$ 258.36	$ 180.79	$ 142.26	$ 119.21
6788B003AA	Forms and Print Services for Salesforce 30ID annual subscription	$ 10,440.00	$ 8,352.00	20.00%	$ 503.96	$ 387.53	$ 271.19	$ 213.39	$ 178.82
6788B004AA	Forms and Print Services for Salesforce 40ID annual subscription	$ 13,920.00	$ 11,136.00	20.00%	$ 671.95	$ 516.71	$ 361.59	$ 284.52	$ 238.42
6788B005AA	Forms and Print Services for Salesforce 50ID annual subscription	$ 15,660.00	$ 12,528.00	20.00%	$ 755.94	$ 581.30	$ 406.78	$ 320.09	$ 268.22
6788B006AA	Forms and Print Services for Salesforce 60ID annual subscription	$ 18,792.00	$ 15,033.60	20.00%	$ 907.13	$ 697.56	$ 488.14	$ 384.11	$ 321.87
6788B007AA	Forms and Print Services for Salesforce 70ID annual subscription	$ 21,924.00	$ 17,539.20	20.00%	$ 1,058.32	$ 813.82	$ 569.50	$ 448.13	$ 375.51
6788B008AA	Forms and Print Services for Salesforce 80ID annual subscription	$ 25,056.00	$ 20,044.80	20.00%	$ 1,209.50	$ 930.08	$ 650.85	$ 512.14	$ 429.16
6788B009AA	Forms and Print Services for Salesforce 90ID annual subscription	$ 28,188.00	$ 22,550.40	20.00%	$ 1,360.69	$ 1,046.34	$ 732.21	$ 576.16	$ 482.80
6788B010AA	Forms and Print Services for Salesforce 100ID annual subscription	$ 29,580.00	$ 23,664.00	20.00%	$ 1,427.85	$ 1,098.01	$ 768.37	$ 604.62	$ 506.65
6788B011AA	Additional Forms and Print Services for Salesforce IDs(to be covered within a subscription period)	$ 1.00	$ 0.80	20.00%	$ 0.05	$ 0.04	$ 0.03	$ 0.02	$ 0.02
6788B013AA	Additional 1,000 PDF Page Transaction (PPT) (to be utilized if PPT limit is exceeded)	$ 25.00	$ 20.00	20.00%	$ 1.21	$ 0.93	$ 0.65	$ 0.51	$ 0.43
6788B012AA	Forms design and implementation services	N/A	$ 120.00	N/A	N/A	N/A	N/A	N/A	N/A
	IRISPowerscan								
	IRISPowerscan Editions								
2692C011AA	IRISPowerscan 10 SMB Essentials	$ 660.00	$ 528.00	20.00%	$ 31.85	$ 24.50	$ 17.14	$ 13.49	$ 11.30
2692C006AA	IRISPowerscan 10 SMB PRO Edition	$ 1,068.00	$ 854.40	20.00%	$ 51.55	$ 39.64	$ 27.74	$ 21.83	$ 18.29
2692C007AA	IRISPowerscan 10 Corporate PRO Edition	$ 3,096.00	$ 2,476.80	20.00%	$ 149.45	$ 114.92	$ 80.42	$ 63.28	$ 53.03
2692C008AA	IRISPowerscan 10 Business PRO Edition	$ 5,136.00	$ 4,108.80	20.00%	$ 247.92	$ 190.65	$ 133.41	$ 104.98	$ 87.97
2692C009AA	IRISPowerscan 10 Enterprise PRO Edition	$ 8,184.00	$ 6,547.20	20.00%	$ 395.06	$ 303.79	$ 212.59	$ 167.28	$ 140.18
2692C010AA	IRISPowerscan 10 Production PRO Edition	$ 13,188.00	$ 10,550.40	20.00%	$ 636.61	$ 489.54	$ 342.57	$ 269.56	$ 225.88
	IRISPowerscan Extension Module								
2692C293AA	ISIS Driver for IRISPowerscan	$ 359.00	$ 287.20	20.00%	$ 17.33	$ 13.33	$ 9.33	$ 7.34	$ 6.15
	IRISConnect								
2692C012AA	IRISConnect	$ 1,188.00	$ 950.40	20.00%	$ 57.35	$ 44.10	$ 30.86	$ 24.28	$ 20.35
	IHQC PDF File Compression Add-on								
2692C054AA	Add-On PDF Compression, up to 3K Pages/Year	$ 240.00	$ 192.00	20.00%	$ 11.59	$ 8.91	$ 6.23	$ 4.91	$ 4.11
2692C013AA	Add-On PDF Compression, up to 6K Pages/Year	$ 348.00	$ 278.40	20.00%	$ 16.80	$ 12.92	$ 9.04	$ 7.11	$ 5.96
2692C014AA	Add-On PDF Compression, up to 12K Pages/Year	$ 516.00	$ 412.80	20.00%	$ 24.91	$ 19.15	$ 13.40	$ 10.55	$ 8.84
2692C015AA	Add-On PDF Compression, up to 18K Pages/Year	$ 612.00	$ 489.60	20.00%	$ 29.54	$ 22.72	$ 15.90	$ 12.51	$ 10.48
2692C016AA	Add-On PDF Compression, up to 30K Pages/Year	$ 852.00	$ 681.60	20.00%	$ 41.13	$ 31.63	$ 22.13	$ 17.41	$ 14.59
2692C017AA	Add-On PDF Compression, up to 60K Pages/Year	$ 1,164.00	$ 931.20	20.00%	$ 56.19	$ 43.21	$ 30.24	$ 23.79	$ 19.94
2692C018AA	Add-On PDF Compression, up to 90K Pages/Year	$ 1,248.00	$ 998.40	20.00%	$ 60.24	$ 46.33	$ 32.42	$ 25.51	$ 21.38
2692C019AA	Add-On PDF Compression, up to 120K Pages/Year	$ 1,584.00	$ 1,267.20	20.00%	$ 76.46	$ 58.80	$ 41.15	$ 32.38	$ 27.13
2692C020AA	Add-On PDF Compression, up to 180K Pages/Year	$ 2,088.00	$ 1,670.40	20.00%	$ 100.79	$ 77.51	$ 54.24	$ 42.68	$ 35.76
2692C021AA	Add-On PDF Compression, up to 240K Pages/Year	$ 2,424.00	$ 1,939.20	20.00%	$ 117.01	$ 89.98	$ 62.97	$ 49.55	$ 41.52
2692C022AA	Add-On PDF Compression, up to 360K Pages/Year	$ 3,264.00	$ 2,611.20	20.00%	$ 157.56	$ 121.16	$ 84.79	$ 66.72	$ 55.91
2692C023AA	Add-On PDF Compression, up to 480K Pages/Year	$ 3,612.00	$ 2,889.60	20.00%	$ 174.36	$ 134.08	$ 93.83	$ 73.83	$ 61.87
2692C024AA	Add-On PDF Compression, up to 720K Pages/Year	$ 5,292.00	$ 4,233.60	20.00%	$ 255.46	$ 196.44	$ 137.46	$ 108.17	$ 90.64
2692C025AA	Add-On PDF Compression, up to 960K Pages/Year	$ 6,132.00	$ 4,905.60	20.00%	$ 296.00	$ 227.62	$ 159.28	$ 125.34	$ 105.03
2692C026AA	Add-On PDF Compression, up to 1.2M Pages/Year	$ 9,576.00	$ 7,660.80	20.00%	$ 462.25	$ 355.46	$ 248.75	$ 195.73	$ 164.02
2692C027AA	Add-On PDF Compression, up to 2.4M Pages/Year	$ 16,092.00	$ 12,873.60	20.00%	$ 776.79	$ 597.34	$ 418.01	$ 328.92	$ 275.62
2692C055AA	Add-On PDF Compression, up to 4.8M Pages/Year	$ 22,092.00	$ 17,673.60	20.00%	$ 1,066.43	$ 820.06	$ 573.86	$ 451.56	$ 378.39
2692C056AA	Add-On PDF Compression, up to 9.6M Pages/Year	$ 28,092.00	$ 22,473.60	20.00%	$ 1,356.06	$ 1,042.78	$ 729.72	$ 574.20	$ 481.16
2692C057AA	Add-On PDF Compression, up to 19.2M Pages/Year	$ 34,104.00	$ 27,283.20	20.00%	$ 1,646.27	$ 1,265.94	$ 885.89	$ 697.09	$ 584.13
2692C058AA	Add-On PDF Compression, up to 48M Pages/Year	$ 41,556.00	$ 33,244.80	20.00%	$ 2,005.89	$ 1,542.56	$ 1,079.46	$ 849.40	$ 711.77
	XMailFetcher Add-on								
2692C058AA	XMailFetcher: Document volume package, up to 3K Pages/Year	$ 600.00	$ 480.00	20.00%	$ 28.96	$ 22.27	$ 15.59	$ 12.26	$ 10.28
2692C029AA	XMailFetcher: Document volume package, up to 6K Pages/Year	$ 876.00	$ 700.80	20.00%	$ 42.29	$ 32.52	$ 22.75	$ 17.91	$ 15.00
2692C030AA	XMailFetcher: Document volume package, up to 12K Pages/Year	$ 1,248.00	$ 998.40	20.00%	$ 60.24	$ 46.33	$ 32.42	$ 25.51	$ 21.38
2692C031AA	XMailFetcher: Document volume package, up to 18K Pages/Year	$ 1,488.00	$ 1,190.40	20.00%	$ 71.83	$ 55.23	$ 38.65	$ 30.41	$ 25.49
2692C032AA	XMailFetcher: Document volume package, up to 30K Pages/Year	$ 2,088.00	$ 1,670.40	20.00%	$ 100.79	$ 77.51	$ 54.24	$ 42.68	$ 35.76
2692C033AA	XMailFetcher: Document volume package, up to 60K Pages/Year	$ 3,816.00	$ 3,052.80	20.00%	$ 184.21	$ 141.65	$ 99.12	$ 78.00	$ 65.36
2692C034AA	XMailFetcher: Document volume package, up to 90K Pages/Year	$ 4,956.00	$ 3,964.80	20.00%	$ 239.24	$ 183.97	$ 128.74	$ 101.30	$ 84.89
2692C035AA	XMailFetcher: Document volume package, up to 120K Pages/Year	$ 5,796.00	$ 4,636.80	20.00%	$ 279.78	$ 215.15	$ 150.56	$ 118.47	$ 99.27
2692C036AA	XMailFetcher: Document volume package, up to 180K Pages/Year	$ 7,776.00	$ 6,220.80	20.00%	$ 375.36	$ 288.65	$ 201.99	$ 158.94	$ 133.19
2692C037AA	XMailFetcher: Document volume package, up to 240K Pages/Year	$ 9,516.00	$ 7,612.80	20.00%	$ 459.36	$ 353.23	$ 247.19	$ 194.51	$ 162.99
2692C038AA	XMailFetcher: Document volume package, up to 360K Pages/Year	$ 12,180.00	$ 9,744.00	20.00%	$ 587.95	$ 452.12	$ 316.39	$ 248.96	$ 208.62
2692C039AA	XMailFetcher: Document volume package, up to 480K Pages/Year	$ 14,232.00	$ 11,385.60	20.00%	$ 687.01	$ 528.29	$ 369.69	$ 290.90	$ 243.77
2692C040AA	XMailFetcher: Document volume package, up to 720K Pages/Year	$ 17,292.00	$ 13,833.60	20.00%	$ 834.72	$ 641.88	$ 449.18	$ 353.45	$ 296.18
2692C041AA	XMailFetcher: Document volume package, up to 960K Pages/Year	$ 21,060.00	$ 16,848.00	20.00%	$ 1,016.61	$ 781.75	$ 547.05	$ 430.47	$ 360.72
2692C042AA	XMailFetcher: Document volume package, up to 1.2M Pages/Year	$ 23,856.00	$ 19,084.80	20.00%	$ 1,151.58	$ 885.53	$ 619.68	$ 487.62	$ 408.61
2692C043AA	XMailFetcher: Document volume package, up to 2.4M Pages/Year	$ 39,996.00	$ 31,996.80	20.00%	$ 1,930.69	$ 1,484.65	$ 1,038.94	$ 817.52	$ 685.05
2692C060AA	XMailFetcher: Document volume package, up to 4.8M Pages/Year	$ 62,388.00	$ 49,910.40	20.00%	$ 3,011.59	$ 2,315.84	$ 1,620.59	$ 1,275.21	$ 1,068.58
2692C061AA	XMailFetcher: Document volume package, up to 9.6M Pages/Year	$ 98,940.00	$ 79,152.00	20.00%	$ 4,776.03	$ 3,672.65	$ 2,570.07	$ 2,022.33	$ 1,694.64
2692C062AA	XMailFetcher: Document volume package, up to 19.2M Pages/Year	$ 156,480.00	$ 125,184.00	20.00%	$ 7,553.60	$ 5,808.54	$ 4,064.72	$ 3,198.45	$ 2,680.19
2692C063AA	XMailFetcher: Document volume package, up to 48M Pages/Year	$ 286,056.00	$ 228,844.80	20.00%	$ 13,808.50	$ 10,618.40	$ 7,430.59	$ 5,846.98	$ 4,899.57
	IRISPowerscan Software Upgrade								
2692C064AA	License Upgrade - 1 Point	$ 1.00	$ 0.80	20.00%	$ 0.05	$ 0.04	$ 0.03	$ 0.02	$ 0.02
	IRISPowerscan Software Assurance								
2692C052AA	Software Assurance - 1 Point	$ 1.00	$ 0.80	20.00%	$ 0.05	$ 0.04	$ 0.03	$ 0.02	$ 0.02
4181C002AA	IRIS Powerscan Professional Services Package	N/A	$ 1,194.00	N/A	N/A	N/A	N/A	N/A	N/A
	IRISXtract								
	IHQC PDF File Compression Add-on								
2692C054AA	Add-On PDF Compression, up to 3K Pages/Year	$ 240.00	$ 192.00	20.00%	$ 11.59	$ 8.91	$ 6.23	$ 4.91	$ 4.11
2692C013AA	Add-On PDF Compression, up to 6K Pages/Year	$ 348.00	$ 278.40	20.00%	$ 16.80	$ 12.92	$ 9.04	$ 7.11	$ 5.96
2692C014AA	Add-On PDF Compression, up to 12K Pages/Year	$ 516.00	$ 412.80	20.00%	$ 24.91	$ 19.15	$ 13.40	$ 10.55	$ 8.84
2692C015AA	Add-On PDF Compression, up to 18K Pages/Year	$ 612.00	$ 489.60	20.00%	$ 29.54	$ 22.72	$ 15.90	$ 12.51	$ 10.48
2692C016AA	Add-On PDF Compression, up to 30K Pages/Year	$ 852.00	$ 681.60	20.00%	$ 41.13	$ 31.63	$ 22.13	$ 17.41	$ 14.59
2692C017AA	Add-On PDF Compression, up to 60K Pages/Year	$ 1,164.00	$ 931.20	20.00%	$ 56.19	$ 43.21	$ 30.24	$ 23.79	$ 19.94
2692C018AA	Add-On PDF Compression, up to 90K Pages/Year	$ 1,248.00	$ 998.40	20.00%	$ 60.24	$ 46.33	$ 32.42	$ 25.51	$ 21.38
2692C019AA	Add-On PDF Compression, up to 120K Pages/Year	$ 1,584.00	$ 1,267.20	20.00%	$ 76.46	$ 58.80	$ 41.15	$ 32.38	$ 27.13
2692C020AA	Add-On PDF Compression, up to 180K Pages/Year	$ 2,088.00	$ 1,670.40	20.00%	$ 100.79	$ 77.51	$ 54.24	$ 42.68	$ 35.76
2692C021AA	Add-On PDF Compression, up to 240K Pages/Year	$ 2,424.00	$ 1,939.20	20.00%	$ 117.01	$ 89.98	$ 62.97	$ 49.55	$ 41.52
2692C022AA	Add-On PDF Compression, up to 360K Pages/Year	$ 3,264.00	$ 2,611.20	20.00%	$ 157.56	$ 121.16	$ 84.79	$ 66.72	$ 55.91
2692C023AA	Add-On PDF Compression, up to 480K Pages/Year	$ 3,612.00	$ 2,889.60	20.00%	$ 174.36	$ 134.08	$ 93.83	$ 73.83	$ 61.87
2692C024AA	Add-On PDF Compression, up to 720K Pages/Year	$ 5,292.00	$ 4,233.60	20.00%	$ 255.46	$ 196.44	$ 137.46	$ 108.17	$ 90.64
2692C025AA	Add-On PDF Compression, up to 960K Pages/Year	$ 6,132.00	$ 4,905.60	20.00%	$ 296.00	$ 227.62	$ 159.28	$ 125.34	$ 105.03
2692C026AA	Add-On PDF Compression, up to 1.2M Pages/Year	$ 9,576.00	$ 7,660.80	20.00%	$ 462.25	$ 355.46	$ 248.75	$ 195.73	$ 164.02
2692C027AA	Add-On PDF Compression, up to 2.4M Pages/Year	$ 16,092.00	$ 12,873.60	20.00%	$ 776.79	$ 597.34	$ 418.01	$ 328.92	$ 275.62
2692C055AA	Add-On PDF Compression, up to 4.8M Pages/Year	$ 22,092.00	$ 17,673.60	20.00%	$ 1,066.43	$ 820.06	$ 573.86	$ 451.56	$ 378.39
2692C056AA	Add-On PDF Compression, up to 9.6M Pages/Year	$ 28,092.00	$ 22,473.60	20.00%	$ 1,356.06	$ 1,042.78	$ 729.72	$ 574.20	$ 481.16
2692C057AA	Add-On PDF Compression, up to 19.2M Pages/Year	$ 34,104.00	$ 27,283.20	20.00%	$ 1,646.27	$ 1,265.94	$ 885.89	$ 697.09	$ 584.13
2692C058AA	Add-On PDF Compression, up to 48M Pages/Year	$ 41,556.00	$ 33,244.80	20.00%	$ 2,005.89	$ 1,542.56	$ 1,079.46	$ 849.40	$ 711.77
	XMailFetcher Add-on								
2692C058AA	XMailFetcher: Document volume package, up to 3K Pages/Year	$ 600.00	$ 480.00	20.00%	$ 28.96	$ 22.27	$ 15.59	$ 12.26	$ 10.28
2692C029AA	XMailFetcher: Document volume package, up to 6K Pages/Year	$ 876.00	$ 700.80	20.00%	$ 42.29	$ 32.52	$ 22.75	$ 17.91	$ 15.00
2692C030AA	XMailFetcher: Document volume package, up to 12K Pages/Year	$ 1,248.00	$ 998.40	20.00%	$ 60.24	$ 46.33	$ 32.42	$ 25.51	$ 21.38
2692C031AA	XMailFetcher: Document volume package, up to 18K Pages/Year	$ 1,488.00	$ 1,190.40	20.00%	$ 71.83	$ 55.23	$ 38.65	$ 30.41	$ 25.49
2692C032AA	XMailFetcher: Document volume package, up to 30K Pages/Year	$ 2,088.00	$ 1,670.40	20.00%	$ 100.79	$ 77.51	$ 54.24	$ 42.68	$ 35.76
2692C033AA	XMailFetcher: Document volume package, up to 60K Pages/Year	$ 3,816.00	$ 3,052.80	20.00%	$ 184.21	$ 141.65	$ 99.12	$ 78.00	$ 65.36
2692C034AA	XMailFetcher: Document volume package, up to 90K Pages/Year	$ 4,956.00	$ 3,964.80	20.00%	$ 239.24	$ 183.97	$ 128.74	$ 101.30	$ 84.89
2692C035AA	XMailFetcher: Document volume package, up to 120K Pages/Year	$ 5,796.00	$ 4,636.80	20.00%	$ 279.78	$ 215.15	$ 150.56	$ 118.47	$ 99.27
2692C036AA	XMailFetcher: Document volume package, up to 180K Pages/Year	$ 7,776.00	$ 6,220.80	20.00%	$ 375.36	$ 288.65	$ 201.99	$ 158.94	$ 133.19
2692C037AA	XMailFetcher: Document volume package, up to 240K Pages/Year	$ 9,516.00	$ 7,612.80	20.00%	$ 459.36	$ 353.23	$ 247.19	$ 194.51	$ 162.99
2692C038AA	XMailFetcher: Document volume package, up to 360K Pages/Year	$ 12,180.00	$ 9,744.00	20.00%	$ 587.95	$ 452.12	$ 316.39	$ 248.96	$ 208.62
2692C039AA	XMailFetcher: Document volume package, up to 480K Pages/Year	$ 14,232.00	$ 11,385.60	20.00%	$ 687.01	$ 528.29	$ 369.69	$ 290.90	$ 243.77
2692C040AA	XMailFetcher: Document volume package, up to 720K Pages/Year	$ 17,292.00	$ 13,833.60	20.00%	$ 834.72	$ 641.88	$ 449.18	$ 353.45	$ 296.18
2692C041AA	XMailFetcher: Document volume package, up to 960K Pages/Year	$ 21,060.00	$ 16,848.00	20.00%	$ 1,016.61	$ 781.75	$ 547.05	$ 430.47	$ 360.72
2692C042AA	XMailFetcher: Document volume package, up to 1.2M Pages/Year	$ 23,856.00	$ 19,084.80	20.00%	$ 1,151.58	$ 885.53	$ 619.68	$ 487.62	$ 408.61
2692C043AA	XMailFetcher: Document volume package, up to 2.4M Pages/Year	$ 39,996.00	$ 31,996.80	20.00%	$ 1,930.69	$ 1,484.65	$ 1,038.94	$ 817.52	$ 685.05
2692C060AA	XMailFetcher: Document volume package, up to 4.8M Pages/Year	$ 62,388.00	$ 49,910.40	20.00%	$ 3,011.59	$ 2,315.84	$ 1,620.59	$ 1,275.21	$ 1,068.58
2692C061AA	XMailFetcher: Document volume package, up to 9.6M Pages/Year	$ 98,940.00	$ 79,152.00	20.00%	$ 4,776.03	$ 3,672.65	$ 2,570.07	$ 2,022.33	$ 1,694.64
2692C062AA	XMailFetcher: Document volume package, up to 19.2M Pages/Year	$ 156,480.00	$ 125,184.00	20.00%	$ 7,553.60	$ 5,808.54	$ 4,064.72	$ 3,198.45	$ 2,680.19
2692C063AA	XMailFetcher: Document volume package, up to 48M Pages/Year	$ 286,056.00	$ 228,844.80	20.00%	$ 13,808.50	$ 10,618.40	$ 7,430.59	$ 5,846.98	$ 4,899.57
	Document Converter								
2692C065AA	Document Converter 3K Pages/Year	$ 280.32	$ 224.26	20.00%	$ 13.53	$ 10.41	$ 7.28	$ 5.73	$ 4.80

NASPO State: Florida

					Straight Lease Monthly Payments				
Item Code	Description	MSRP	Purchase Price	% off MSRP	18 Months	24 Months	36 Months	48 Months	60 Months
2692C066AA	Document Converter 6K Pages/Year	$ 407.04	$ 325.63	20.00%	$ 19.65	$ 15.11	$ 10.57	$ 8.32	$ 6.97
2692C067AA	Document Converter 12K Pages/Year	$ 580.80	$ 464.64	20.00%	$ 28.04	$ 21.56	$ 15.09	$ 11.87	$ 9.95
2692C068AA	Document Converter 18K Pages/Year	$ 696.96	$ 557.57	20.00%	$ 33.64	$ 25.87	$ 18.10	$ 14.25	$ 11.94
2692C069AA	Document Converter 30K Pages/Year	$ 975.36	$ 780.29	20.00%	$ 47.08	$ 36.21	$ 25.34	$ 19.94	$ 16.71
2692C070AA	Document Converter 60K Pages/Year	$ 1,716.48	$ 1,373.18	20.00%	$ 82.86	$ 63.72	$ 44.59	$ 35.08	$ 29.40
2692C071AA	Document Converter 90K Pages/Year	$ 2,323.20	$ 1,858.56	20.00%	$ 112.15	$ 86.24	$ 60.35	$ 47.49	$ 39.79
2692C072AA	Document Converter 120K Pages/Year	$ 2,717.76	$ 2,174.21	20.00%	$ 131.19	$ 100.88	$ 70.60	$ 55.55	$ 46.55
2692C073AA	Document Converter 180K Pages/Year	$ 3,647.04	$ 2,917.63	20.00%	$ 176.05	$ 135.39	$ 94.74	$ 74.55	$ 62.47
2692C074AA	Document Converter 240K Pages/Year	$ 4,460.16	$ 3,568.13	20.00%	$ 215.30	$ 165.56	$ 115.86	$ 91.17	$ 76.39
2692C075AA	Document Converter 360K Pages/Year	$ 5,714.88	$ 4,571.90	20.00%	$ 275.87	$ 212.14	$ 148.45	$ 116.81	$ 97.88
2692C076AA	Doc Con 480K Pages/Year	$ 6,679.68	$ 5,343.74	20.00%	$ 322.44	$ 247.95	$ 173.51	$ 136.53	$ 114.41
2692C077AA	Doc Con 720K Pages/Year	$ 8,119.63	$ 6,495.74	20.00%	$ 391.89	$ 301.40	$ 210.92	$ 165.97	$ 139.07
2692C078AA	Doc Con 960K Pages/Year	$ 9,885.12	$ 7,908.10	20.00%	$ 477.17	$ 366.94	$ 256.78	$ 202.05	$ 169.31
2692C079AA	Doc Con 1.2M Pages/Year	$ 11,455.68	$ 9,164.54	20.00%	$ 552.99	$ 425.23	$ 297.57	$ 234.15	$ 196.21
2692C080AA	Doc Con 2.4M Pages/Year	$ 18,382.08	$ 14,705.66	20.00%	$ 887.34	$ 682.34	$ 477.40	$ 375.73	$ 314.85
2692C081AA	Doc Con 4.8M Pages/Year	$ 29,282.88	$ 23,426.30	20.00%	$ 1,413.54	$ 1,086.98	$ 760.65	$ 598.54	$ 501.56
2692C082AA	Doc Con 9.6M Pages/Year	$ 46,439.04	$ 37,151.23	20.00%	$ 2,241.71	$ 1,723.82	$ 1,206.30	$ 949.21	$ 795.41
2692C083AA	Doc Con 19.2M Pages/Year	$ 73,440.00	$ 58,752.00	20.00%	$ 3,545.10	$ 2,726.09	$ 1,907.68	$ 1,501.11	$ 1,257.88
2692C084AA	Doc Con 48M Pages/Year	$ 134,256.96	$ 107,405.57	20.00%	$ 6,480.65	$ 4,983.62	$ 3,487.46	$ 2,744.21	$ 2,299.55
	Hybrid Forms Processing Applications								
2692C085AA	Hybrid 3K Pages/Year	$ 1,752.00	$ 1,401.60	20.00%	$ 84.57	$ 65.03	$ 45.51	$ 35.81	$ 30.01
2692C086AA	Hybrid 6K Pages/Year	$ 2,544.00	$ 2,035.20	20.00%	$ 122.80	$ 94.43	$ 66.08	$ 52.00	$ 43.57
2692C087AA	Hybrid 12K Pages/Year	$ 3,630.00	$ 2,904.00	20.00%	$ 175.23	$ 134.75	$ 94.29	$ 74.20	$ 62.17
2692C088AA	Hybrid 18K Pages/Year	$ 4,356.00	$ 3,484.80	20.00%	$ 210.27	$ 161.69	$ 113.15	$ 89.04	$ 74.61
2692C089AA	Hybrid 30K Pages/Year	$ 6,096.00	$ 4,876.80	20.00%	$ 294.27	$ 226.28	$ 158.35	$ 124.60	$ 104.41
2692C090AA	Hybrid 60K Pages/Year	$ 10,728.00	$ 8,582.40	20.00%	$ 517.86	$ 398.22	$ 278.67	$ 219.28	$ 183.75
2692C091AA	Hybrid 90K Pages/Year	$ 14,520.00	$ 11,616.00	20.00%	$ 700.91	$ 538.98	$ 377.17	$ 296.79	$ 248.70
2692C092AA	Hybrid 120K Pages/Year	$ 16,956.00	$ 13,564.80	20.00%	$ 819.05	$ 630.02	$ 441.23	$ 347.19	$ 290.94
2692C093AA	Hybrid 180K Pages/Yea	$ 22,794.00	$ 18,235.20	20.00%	$ 1,100.31	$ 846.17	$ 592.10	$ 466.01	$ 390.42
2692C094AA	Hybrid240K Pages/Year	$ 27,876.00	$ 22,300.80	20.00%	$ 1,345.63	$ 1,034.76	$ 724.11	$ 569.79	$ 477.46
2692C095AA	Hybrid 360K Pages/Year	$ 35,718.00	$ 28,574.40	20.00%	$ 1,724.18	$ 1,325.85	$ 927.81	$ 730.08	$ 611.78
2692C096AA	Hybrid 480K Pages/Year	$ 41,748.00	$ 33,398.40	20.00%	$ 2,015.26	$ 1,549.69	$ 1,084.45	$ 853.33	$ 715.06
2692C097AA	Hybrid 720K Pages/Year	$ 50,748.00	$ 40,598.40	20.00%	$ 2,449.71	$ 1,883.77	$ 1,318.23	$ 1,037.29	$ 869.21
2692C098AA	Hybrid 960K Pages/Year	$ 61,782.00	$ 49,425.60	20.00%	$ 2,982.34	$ 2,293.35	$ 1,604.85	$ 1,262.62	$ 1,058.20
2692C099AA	Hybrid 1.2M Pages/Year	$ 71,598.00	$ 57,278.40	20.00%	$ 3,456.18	$ 2,657.72	$ 1,859.83	$ 1,463.46	$ 1,226.33
2692C100AA	Hybrid 2.4M Pages/Year	$ 114,888.00	$ 91,910.40	20.00%	$ 5,545.87	$ 4,264.64	$ 2,984.33	$ 2,348.31	$ 1,967.80
2692C101AA	Hybrid 4.8M Pages/Year	$ 183,018.00	$ 146,414.40	20.00%	$ 8,834.64	$ 6,793.63	$ 4,754.08	$ 3,740.89	$ 3,134.73
2692C102AA	Hybrid 9.6M Pages/Year	$ 290,244.00	$ 232,195.20	20.00%	$ 14,010.66	$ 10,773.86	$ 7,539.38	$ 5,932.59	$ 4,971.30
2692C103AA	Hybrid19.2M Pages/Year	$ 459,000.00	$ 367,200.00	20.00%	$ 22,156.85	$ 17,036.08	$ 11,922.98	$ 9,381.96	$ 7,861.75
2692C104AA	Hybrid 48M Pages/Year	$ 839,106.00	$ 671,284.80	20.00%	$ 40,505.32	$ 31,147.61	$ 21,796.62	$ 17,151.33	$ 14,372.21
	Digital Mailroom V5								
2692C106AA	DIG 3K Pages/Year	$ 1,925.45	$ 1,540.36	20.00%	$ 92.96	$ 71.47	$ 50.02	$ 39.36	$ 32.98
2692C107AA	DIG 6K Pages/Year	$ 2,795.86	$ 2,236.68	20.00%	$ 134.96	$ 103.78	$ 72.63	$ 57.15	$ 47.89
2692C108AA	DIG 12K Pages/Year	$ 3,989.37	$ 3,191.50	20.00%	$ 192.57	$ 148.08	$ 103.63	$ 81.54	$ 68.33
2692C109AA	DIG 18K Pages/Year	$ 4,787.24	$ 3,829.80	20.00%	$ 231.09	$ 177.70	$ 124.35	$ 97.85	$ 82.00
2692C110AA	DIG 30K Pages/Year	$ 6,699.50	$ 5,359.60	20.00%	$ 323.40	$ 248.69	$ 174.03	$ 136.94	$ 114.75
2692C111AA	DIG 60K Pages/Year	$ 11,790.07	$ 9,432.06	20.00%	$ 569.13	$ 437.65	$ 306.26	$ 240.99	$ 201.94
2692C113AA	DIG 90K Pages/Year	$ 16,957.48	$ 12,765.98	20.00%	$ 776.30	$ 592.34	$ 414.51	$ 326.17	$ 273.32
2692C112AA	DIG 120K Pages/Year	$ 18,667.61	$ 14,934.09	20.00%	$ 901.12	$ 692.94	$ 484.91	$ 381.57	$ 319.74
2692C114AA	DIG 180K Pages/Year	$ 25,050.61	$ 20,040.48	20.00%	$ 1,209.24	$ 929.88	$ 650.71	$ 512.03	$ 429.07
2692C115AA	DIG 240K Pages/Year	$ 30,635.72	$ 24,508.58	20.00%	$ 1,478.65	$ 1,137.20	$ 795.79	$ 626.19	$ 524.73
2692C116AA	Digital Mailroom 360K Pages/Year	$ 39,254.08	$ 31,403.27	20.00%	$ 1,894.87	$ 1,457.11	$ 1,019.66	$ 802.35	$ 672.34
2692C117AA	Digital Mailroom 480K Pages/Year	$ 45,881.05	$ 36,704.84	20.00%	$ 2,214.77	$ 1,703.10	$ 1,191.81	$ 937.81	$ 785.85
2692C118AA	Digital Mailroom 720K Pages/Year	$ 55,772.05	$ 44,617.64	20.00%	$ 2,692.23	$ 2,070.26	$ 1,448.73	$ 1,139.98	$ 955.26
2692C119AA	Digital Mailroom 960K Pages/Year	$ 67,898.42	$ 54,318.73	20.00%	$ 3,277.59	$ 2,520.39	$ 1,763.73	$ 1,387.84	$ 1,162.96
2692C120AA	Digital Mailroom 1.2M Pages/Year	$ 78,686.29	$ 62,948.96	20.00%	$ 3,798.34	$ 2,920.83	$ 2,043.95	$ 1,608.35	$ 1,347.74
2692C121AA	Digital Mailroom 2.4M Pages/Year	$ 126,261.91	$ 101,009.53	20.00%	$ 6,094.92	$ 4,686.84	$ 3,279.78	$ 2,580.79	$ 2,162.61
2692C122AA	Digital Mailroom 4.8M Pages/Year	$ 201,136.78	$ 160,909.43	20.00%	$ 9,709.27	$ 7,468.20	$ 5,224.73	$ 4,111.24	$ 3,445.07
2692C123AA	Digital Mailroom 9.6M Pages/Year	$ 318,978.16	$ 255,182.52	20.00%	$ 15,397.71	$ 11,840.47	$ 8,285.78	$ 6,519.91	$ 5,463.46
2692C124AA	Digital Mailroom 19.2M Pages/Year	$ 504,447.00	$ 403,557.60	20.00%	$ 24,350.38	$ 18,724.85	$ 13,103.36	$ 10,310.77	$ 8,640.07
2692C125AA	Digital Mailroom 48M Pages/Year	$ 922,177.49	$ 737,742.00	20.00%	$ 44,515.35	$ 34,231.23	$ 23,954.48	$ 18,849.31	$ 15,795.06
	Business Process (AP) V5								
2692C146AA	BP (AP) 3K Pages/Year	$ 3,504.00	$ 2,803.20	20.00%	$ 169.15	$ 130.07	$ 91.02	$ 71.62	$ 60.02
2692C147AA	BP (AP) 6K Pages/Year	$ 5,088.00	$ 4,070.40	20.00%	$ 245.61	$ 188.87	$ 132.17	$ 104.00	$ 87.15
2692C148AA	BP (AP) 12K Pages/Year	$ 7,260.00	$ 5,808.00	20.00%	$ 350.45	$ 269.49	$ 188.59	$ 148.39	$ 124.35
2692C149AA	BP (AP) 18K Pages/Year	$ 8,712.00	$ 6,969.60	20.00%	$ 420.55	$ 323.39	$ 226.30	$ 178.07	$ 149.22
2692C150AA	BP (AP) 30K Pages/Year	$ 12,192.00	$ 9,753.60	20.00%	$ 588.53	$ 452.57	$ 316.70	$ 249.20	$ 208.82
2692C151AA	BP (AP) 60K Pages/Year	$ 21,456.00	$ 17,164.80	20.00%	$ 1,035.72	$ 796.45	$ 557.34	$ 438.56	$ 367.50
2692C152AA	BP (AP) 90K Pages/Year	$ 29,040.00	$ 23,232.00	20.00%	$ 1,401.82	$ 1,077.96	$ 754.34	$ 593.58	$ 497.40
2692C153AA	BP (AP) 120K Pages/Year	$ 33,912.00	$ 27,177.60	20.00%	$ 1,639.06	$ 1,261.04	$ 882.46	$ 694.39	$ 581.87
2692C154AA	BP (AP) 180K Pages/Year	$ 45,588.00	$ 36,470.40	20.00%	$ 2,200.62	$ 1,692.23	$ 1,184.19	$ 931.82	$ 780.83
2692C155AA	BP (AP) 240K Pages/Year	$ 55,752.00	$ 44,601.60	20.00%	$ 2,691.26	$ 2,069.51	$ 1,448.21	$ 1,139.57	$ 954.92
2692C156AA	BP (AP) 360K Pages/Year	$ 71,436.00	$ 57,148.80	20.00%	$ 3,448.36	$ 2,651.70	$ 1,855.62	$ 1,460.15	$ 1,223.56
2692C157AA	BP (AP) 480K Pages/Year	$ 83,496.00	$ 66,796.80	20.00%	$ 4,030.52	$ 3,099.37	$ 2,168.89	$ 1,706.66	$ 1,430.12
2692C158AA	BP (AP) 720K Pages/Year	$ 101,496.00	$ 81,196.80	20.00%	$ 4,899.41	$ 3,767.53	$ 2,636.46	$ 2,074.58	$ 1,738.42
2692C159AA	BP (AP) 960K Pages/Year	$ 123,564.00	$ 98,851.20	20.00%	$ 5,964.68	$ 4,586.70	$ 3,209.70	$ 2,525.65	$ 2,116.40
2692C160AA	BP (AP) 1.2M Pages/Year	$ 143,196.00	$ 114,556.80	20.00%	$ 6,912.36	$ 5,315.44	$ 3,719.66	$ 2,926.93	$ 2,452.66
2692C161AA	BP (AP) 2.4M Pages/Year	$ 229,776.00	$ 183,820.80	20.00%	$ 11,091.75	$ 8,529.29	$ 5,968.66	$ 4,696.62	$ 3,935.60
2692C162AA	BP (AP) 4.8M Pages/Year	$ 366,036.00	$ 292,828.80	20.00%	$ 17,669.29	$ 13,587.26	$ 9,508.15	$ 7,481.78	$ 6,269.46
2692C163AA	BP (AP) 9.6M Pages/Year	$ 580,488.00	$ 464,390.40	20.00%	$ 28,021.32	$ 21,547.71	$ 15,078.76	$ 11,865.17	$ 9,942.60
2692C164AA	BP (AP) 19.2M Pages/Year	$ 918,000.00	$ 734,400.00	20.00%	$ 44,313.70	$ 34,076.16	$ 23,845.97	$ 18,763.92	$ 15,723.50
2692C165AA	BP (AP) 48M Pages/Year	$ 1,678,212.00	$ 1,342,569.60	20.00%	$ 81,010.65	$ 62,295.23	$ 43,593.23	$ 34,302.65	$ 28,744.42
	Business Process (OR)								
2692C186AA	BP (OR) 3K Pages/Year	$ 3,504.00	$ 2,803.20	20.00%	$ 169.15	$ 130.07	$ 91.02	$ 71.62	$ 60.02
2692C187AA	BP (OR) 6K Pages/Year	$ 5,088.00	$ 4,070.40	20.00%	$ 245.61	$ 188.87	$ 132.17	$ 104.00	$ 87.15
2692C188AA	BP (OR) 12K Pages/Year	$ 7,260.00	$ 5,808.00	20.00%	$ 350.45	$ 269.49	$ 188.59	$ 148.39	$ 124.35
2692C189AA	BP (OR) 18K Pages/Year	$ 8,712.00	$ 6,969.60	20.00%	$ 420.55	$ 323.39	$ 226.30	$ 178.07	$ 149.22
2692C190AA	BP (OR) 30K Pages/Year	$ 12,192.00	$ 9,753.60	20.00%	$ 588.53	$ 452.57	$ 316.70	$ 249.20	$ 208.82
2692C191AA	BP (OR) 60K Pages/Year	$ 21,456.00	$ 17,164.80	20.00%	$ 1,035.72	$ 796.45	$ 557.34	$ 438.56	$ 367.50
2692C192AA	BP (OR) 90K Pages/Year	$ 29,040.00	$ 23,232.00	20.00%	$ 1,401.82	$ 1,077.96	$ 754.34	$ 593.58	$ 497.40
2692C193AA	BP (OR) 120K Pages/Year	$ 33,972.00	$ 27,177.60	20.00%	$ 1,639.90	$ 1,261.04	$ 882.46	$ 694.39	$ 581.87
2692C194AA	BP (OR) 180K Pages/Year	$ 45,588.00	$ 36,470.40	20.00%	$ 2,200.62	$ 1,692.23	$ 1,184.19	$ 931.82	$ 780.83
2692C195AA	BP (OR) 240K Pages/Year	$ 55,752.00	$ 44,601.60	20.00%	$ 2,691.26	$ 2,069.51	$ 1,448.21	$ 1,139.57	$ 954.92
2692C196AA	BP (OR) 360K Pages/Year	$ 71,436.00	$ 57,148.80	20.00%	$ 3,448.36	$ 2,651.70	$ 1,855.62	$ 1,460.15	$ 1,223.56
2692C197AA	BP (OR) 480K Pages/Year	$ 83,496.00	$ 66,796.80	20.00%	$ 4,030.52	$ 3,099.37	$ 2,168.89	$ 1,706.66	$ 1,430.12
2692C198AA	BP (OR) 720K Pages/Year	$ 101,496.00	$ 81,196.80	20.00%	$ 4,899.41	$ 3,767.53	$ 2,636.46	$ 2,074.58	$ 1,738.42
2692C199AA	BP (OR) 960K Pages/Year	$ 123,564.00	$ 98,851.20	20.00%	$ 5,964.68	$ 4,586.70	$ 3,209.70	$ 2,525.65	$ 2,116.40
2692C200AA	BP (OR) 1.2M Pages/Year	$ 143,196.00	$ 114,556.80	20.00%	$ 6,912.36	$ 5,315.44	$ 3,719.66	$ 2,926.93	$ 2,452.66
2692C201AA	BP (OR) 2.4M Pages/Year	$ 229,776.00	$ 183,820.80	20.00%	$ 11,091.75	$ 8,529.29	$ 5,968.66	$ 4,696.62	$ 3,935.60
2692C202AA	BP (OR) 4.8M Pages/Year	$ 366,036.00	$ 292,828.80	20.00%	$ 17,669.29	$ 13,587.26	$ 9,508.15	$ 7,481.78	$ 6,269.46
2692C203AA	BP (OR) 9.6M Pages/Year	$ 580,488.00	$ 464,390.40	20.00%	$ 28,021.32	$ 21,547.71	$ 15,078.76	$ 11,865.17	$ 9,942.60
2692C204AA	BP (OR) 19.2M Pages/Year	$ 918,000.00	$ 734,400.00	20.00%	$ 44,313.70	$ 34,076.16	$ 23,845.97	$ 18,763.92	$ 15,723.50
2692C205AA	BP (OR) 48M Pages/Year	$ 1,678,212.00	$ 1,342,569.60	20.00%	$ 81,010.65	$ 62,295.23	$ 43,593.23	$ 34,302.65	$ 28,744.42
	Automatic Document Separation								
2692C226AA	Auto Doc Sep 3K Pages/Year	$ 156.00	$ 124.80	20.00%	$ 7.53	$ 5.79	$ 4.05	$ 3.19	$ 2.67
2692C227AA	Auto Doc Sep 6K Pages/Year	$ 228.00	$ 182.40	20.00%	$ 11.01	$ 8.46	$ 5.92	$ 4.66	$ 3.91
2692C228AA	Auto Doc Sep 12K Pages/Year	$ 372.00	$ 297.60	20.00%	$ 17.96	$ 13.81	$ 9.66	$ 7.60	$ 6.37
2692C229AA	Auto Doc Sep 18K Pages/Year	$ 492.00	$ 393.60	20.00%	$ 23.75	$ 18.26	$ 12.78	$ 10.06	$ 8.43
2692C230AA	Auto Doc Sep 30K Pages/Year	$ 900.00	$ 720.00	20.00%	$ 43.44	$ 33.41	$ 23.38	$ 18.40	$ 15.42
2692C231AA	Auto Doc Sep 60K Pages/Year	$ 1,212.00	$ 969.60	20.00%	$ 58.51	$ 44.99	$ 31.48	$ 24.77	$ 20.76
2692C232AA	Auto Doc Sep 90K Pages/Year	$ 1,716.00	$ 1,372.80	20.00%	$ 82.83	$ 63.70	$ 44.57	$ 35.08	$ 29.39
2692C233AA	Auto Doc Sep 120K Pages/Year	$ 2,136.00	$ 1,708.80	20.00%	$ 103.11	$ 79.29	$ 55.48	$ 43.66	$ 36.59
2692C234AA	Auto Doc Sep 180K Pages/Year	$ 2,592.00	$ 2,073.60	20.00%	$ 125.12	$ 96.22	$ 67.34	$ 52.98	$ 44.40
2692C235AA	Auto Doc Sep 240K Pages/Year	$ 3,048.00	$ 2,438.40	20.00%	$ 147.13	$ 113.14	$ 79.17	$ 62.30	$ 52.21
2692C236AA	Auto Doc Sep 360K Pages/Year	$ 3,792.00	$ 3,033.60	20.00%	$ 183.05	$ 140.76	$ 98.50	$ 77.51	$ 64.95
2692C237AA	Auto Doc Sep 480K Pages/Year	$ 4,608.00	$ 3,686.40	20.00%	$ 222.44	$ 171.05	$ 119.70	$ 94.19	$ 78.93
2692C238AA	Auto Doc Sep 720K Pages/Year	$ 6,000.00	$ 4,800.00	20.00%	$ 289.63	$ 222.72	$ 155.86	$ 122.64	$ 102.77
2692C239AA	Auto Doc Sep 960K Pages/Year	$ 7,332.00	$ 5,865.60	20.00%	$ 353.93	$ 272.16	$ 190.46	$ 149.87	$ 125.58
2692C240AA	Auto Doc Sep 1.2M Pages/Year	$ 8,304.00	$ 6,643.20	20.00%	$ 400.85	$ 308.24	$ 215.70	$ 169.73	$ 142.23
2692C241AA	Auto Doc Sep 2.4M Pages/Year	$ 13,932.00	$ 11,145.60	20.00%	$ 672.53	$ 517.16	$ 361.90	$ 284.77	$ 238.63
2692C242AA	Auto Doc Sep 4.8M Pages/Year	$ 23,208.00	$ 18,566.40	20.00%	$ 1,120.30	$ 861.48	$ 602.85	$ 474.37	$ 397.51
2692C243AA	Auto Doc Sep 9.6M Pages/Year	$ 37,440.00	$ 29,952.00	20.00%	$ 1,807.30	$ 1,389.77	$ 972.54	$ 765.27	$ 641.27
2692C244AA	Auto Doc Sep 19.2M Pages/Year	$ 60,396.00	$ 48,316.80	20.00%	$ 2,915.44	$ 2,241.98	$ 1,568.85	$ 1,234.49	$ 1,034.46
2692C245AA	Auto Doc Sep 48M Pages/Year	$ 113,682.00	$ 90,921.60	20.00%	$ 5,486.21	$ 4,218.78	$ 2,952.22	$ 2,323.05	$ 1,946.63
	The IRIS(tract ITTC								
2692C248AA	IRIS(tract ITTC 3K Pages/Year	$ 90.29	$ 72.23	20.00%	$ 4.36	$ 3.35	$ 2.35	$ 1.85	$ 1.55

NASPO State: Florida

					Straight Lease Monthly Payments				
Item Code	Description	MSRP	Purchase Price	% off MSRP	18 Months	24 Months	36 Months	48 Months	60 Months
2692C247AA	IRISXtract ITTC 6K Pages/Year	$ 131.33	$ 105.06	20.00%	$ 6.34	$ 4.87	$ 3.41	$ 2.68	$ 2.25
2692C248AA	IRISXtract ITTC 12K Pages/Year	$ 186.73	$ 149.39	20.00%	$ 9.01	$ 6.93	$ 4.85	$ 3.82	$ 3.20
2692C249AA	IRISXtract ITTC 18K Pages/Year	$ 223.67	$ 178.93	20.00%	$ 10.80	$ 8.30	$ 5.81	$ 4.57	$ 3.83
2692C250AA	IRISXtract ITTC 30K Pages/Year	$ 311.90	$ 249.52	20.00%	$ 15.06	$ 11.58	$ 8.10	$ 6.38	$ 5.34
2692C251AA	IRISXtract ITTC 60K Pages/Year	$ 549.94	$ 439.95	20.00%	$ 26.55	$ 20.41	$ 14.29	$ 11.24	$ 9.42
2692C252AA	IRISXtract ITTC 90K Pages/Year	$ 744.88	$ 595.90	20.00%	$ 35.96	$ 27.65	$ 19.35	$ 15.23	$ 12.76
2692C253AA	IRISXtract ITTC 120K Pages/Year	$ 872.10	$ 697.68	20.00%	$ 42.10	$ 32.37	$ 22.65	$ 17.83	$ 14.94
2692C254AA	IRISXtract ITTC 180K Pages/Year	$ 1,169.64	$ 935.71	20.00%	$ 56.46	$ 43.42	$ 30.38	$ 23.91	$ 20.03
2692C255AA	IRISXtract ITTC 240K Pages/Year	$ 1,430.24	$ 1,144.20	20.00%	$ 69.04	$ 53.09	$ 37.15	$ 29.23	$ 24.50
2692C256AA	IRISXtract ITTC 360K Pages/Year	$ 1,832.44	$ 1,465.95	20.00%	$ 88.46	$ 68.02	$ 47.60	$ 37.45	$ 31.39
2692C257AA	IRISXtract ITTC 480K Pages/Year	$ 2,142.29	$ 1,713.83	20.00%	$ 103.41	$ 79.52	$ 55.65	$ 43.79	$ 36.69
2692C258AA	IRISXtract ITTC 720K Pages/Year	$ 2,603.99	$ 2,083.19	20.00%	$ 125.70	$ 96.68	$ 67.64	$ 53.23	$ 44.60
2692C259AA	IRISXtract ITTC 960K Pages/Year	$ 3,170.34	$ 2,536.27	20.00%	$ 153.04	$ 117.68	$ 82.35	$ 64.80	$ 54.30
2692C260AA	IRISXtract ITTC 1.2M Pages/Year	$ 3,673.08	$ 2,938.46	20.00%	$ 177.31	$ 136.34	$ 95.41	$ 75.08	$ 62.91
2692C261AA	IRISXtract ITTC 2.4M Pages/Year	$ 5,893.34	$ 4,714.68	20.00%	$ 284.48	$ 218.76	$ 153.09	$ 120.46	$ 100.94
2692C262AA	IRISXtract ITTC 4.8M Pages/Year	$ 9,387.50	$ 7,510.32	20.00%	$ 453.17	$ 348.48	$ 243.86	$ 191.89	$ 160.80
2692C263AA	IRISXtract ITTC 9.6M Pages/Year	$ 14,889.31	$ 11,911.45	20.00%	$ 718.74	$ 552.69	$ 386.76	$ 304.34	$ 255.02
2692C264AA	IRISXtract ITTC 19.2M Pages/Year	$ 23,546.70	$ 18,837.36	20.00%	$ 1,136.65	$ 874.05	$ 611.65	$ 481.29	$ 403.31
2692C265AA	IRISXtract ITTC 48M Pages/Year	$ 43,046.86	$ 34,437.48	20.00%	$ 2,077.96	$ 1,597.90	$ 1,118.19	$ 879.88	$ 737.31
	Solution Designer								
2692C294AA	Solution Designer	$ 2,160.00	$ 1,728.00	20.00%	$ 104.27	$ 80.18	$ 56.11	$ 44.15	$ 37.00
2692C295AA	Xtract Maintenance Unit	$ 1.00	$ 0.80	20.00%	$ 0.05	$ 0.04	$ 0.03	$ 0.02	$ 0.02
	Upgrade								
2692C296AA	Xtract Upgrade Unit	$ 1.00	$ 0.80	20.00%	$ 0.05	$ 0.04	$ 0.03	$ 0.02	$ 0.02
	Services/Installations and Training								
2692C273AA	Developer license	$ 1,760.00	$ 1,760.00	0.00%	N/A	N/A	N/A	N/A	N/A
2692C274AA	IRIS PpowerScan & Xtract demo kit	$ 88.89	$ 88.89	0.00%	N/A	N/A	N/A	N/A	N/A
2692C277AA	IRISXtract Evaluation and Test	$ 977.78	$ 977.78	0.00%	N/A	N/A	N/A	N/A	N/A
2692C275AA	USB hardware dongle	$ 533.33	$ 533.33	0.00%	N/A	N/A	N/A	N/A	N/A
2692C276AA	Replacement of the faulty USB dongle	$ 88.89	$ 88.89	0.00%	N/A	N/A	N/A	N/A	N/A
6138B436AA	Dealer- Developer license	$ 1,760.00	$ 1,760.00	0.00%	N/A	N/A	N/A	N/A	N/A
6138B437AA	Dealer-IRIS PpowerScan & Xtract demo kit	$ 88.89	$ 88.89	0.00%	N/A	N/A	N/A	N/A	N/A
6138B438AA	Dealer- IRISXtract Evaluation and Test	$ 977.78	$ 977.78	0.00%	N/A	N/A	N/A	N/A	N/A
6138B439AA	Dealer- USB hardware dongle	$ 533.33	$ 533.33	0.00%	N/A	N/A	N/A	N/A	N/A
6138B440AA	Dealer- Replacement of the faulty USB dongle	$ 88.89	$ 88.89	0.00%	N/A	N/A	N/A	N/A	N/A
3340B174AA	CIIS IRIS Professional Services	$ 1,800.00	$ 1,800.00	0.00%	N/A	N/A	N/A	N/A	N/A
3340B175AA	CIIS IRIS Helpdesk Services	$ 100.00	$ 100.00	0.00%	N/A	N/A	N/A	N/A	N/A
3340B176AA	CIIS IRIS Block Hours	$ 200.00	$ 200.00	0.00%	N/A	N/A	N/A	N/A	N/A
	Intelligent Grading Solution								
	Intelligent Grading Solution Teacher License								
9326B017AA	IGS 10 Teacher License (1 year)	$ 800.00	$ 640.00	20.00%	$ 38.62	$ 29.70	$ 20.78	$ 16.35	$ 13.70
9326B023AA	IGS 30 Teacher License (1 year)	$ 1,900.00	$ 1,520.00	20.00%	$ 91.72	$ 70.53	$ 49.35	$ 38.84	$ 32.54
9326B029AA	IGS 50 Teacher License (1 year)	$ 2,700.00	$ 2,160.00	20.00%	$ 130.33	$ 100.22	$ 70.14	$ 55.19	$ 46.25
	MFP Options								
4848B033AB	MEAP Web Connection Kit	$ 240.00	$ 192.00	20.00%	$ 11.59	$ 8.91	$ 6.23	$ 4.91	$ 4.11
3674B004AA	Direct Print Kit (for PDF/XPS)-H1e	$ 150.00	$ 120.00	20.00%	$ 7.24	$ 5.57	$ 3.89	$ 3.07	$ 2.57
5595B001AA	Additional Memory Type D (512MB)	$ 263.00	$ 210.40	20.00%	$ 12.70	$ 9.76	$ 6.83	$ 5.38	$ 4.50
	Intelligent Grading Solution Pro Teacher License								
9326B041AA	IGS Pro Edition 10-24 teacher licenses	$ 8.50	$ 6.80	20.00%	$ 0.41	$ 0.32	$ 0.22	$ 0.17	$ 0.15
9326B042AA	IGS Pro Edition 25-49 teacher licenses	$ 7.00	$ 5.60	20.00%	$ 0.34	$ 0.26	$ 0.18	$ 0.14	$ 0.12
9326B043AA	IGS Pro Edition 50-99 teacher licenses	$ 5.50	$ 4.40	20.00%	$ 0.27	$ 0.20	$ 0.14	$ 0.11	$ 0.09
9326B044AA	IGS Pro Edition 100+ teacher licenses	$ 5.00	$ 4.00	20.00%	$ 0.24	$ 0.19	$ 0.13	$ 0.10	$ 0.09
	Intelligent Grading Solution Standard Teacher License								
9326B048AA	IGS Standard Edition 10-24 teacher licenses	$ 6.50	$ 5.20	20.00%	$ 0.31	$ 0.24	$ 0.17	$ 0.13	$ 0.11
9326B049AA	IGS Standard Edition 25-49 teacher licenses	$ 5.50	$ 4.40	20.00%	$ 0.27	$ 0.20	$ 0.14	$ 0.11	$ 0.09
9326B050AA	IGS Standard Edition 50-99 teacher licenses	$ 5.00	$ 4.00	20.00%	$ 0.24	$ 0.19	$ 0.13	$ 0.10	$ 0.09
9326B051AA	IGS Standard Edition 100+ teacher licenses	$ 4.50	$ 3.60	20.00%	$ 0.22	$ 0.17	$ 0.12	$ 0.09	$ 0.08

NASPO ValuePoint #140595 - Florida
Contract Profile

GENERAL INFORMATION	
AWARD PARAMETERS	**SPECIFICATIONS**
Contract Model	**Hybrid 2.0** **Purchase through CUSA** **Lease through CFS (invoice as CUSA - "blind billing")**
Contract Title	NASPO ValuePoint - Copiers & Managed Print Services
Contract Number	Canon Participating State Addendum #: **44000000-NASPO-19-ACS** Lead State Master Agreement #: **140595**
Effective Period	March 20, 2020 - December 31, 2021
Number of Renewal Options	Three (3) - One (1) Year Renewals
Eligible Users	-Florida State agencies -State universities & colleges, their boards of trustees, and board of governors -Political subdivisions including counties, cities, towns, villages and districts -School districts -Independent non-profit colleges/universities in FL accredited by the Southern Association of Colleges and Schools
Agreement Type (i.e. Single Source/Multiple Award)	Multiple award
Other Contract Holders	Konica, HP, Sharp, Toshiba, Ricoh
PRODUCT REQUIREMENTS, RESTRICTIONS AND EXCEPTIONS	
Products	Group A – A3 MFDs Group B – A4 MFDs Group C – Production Equipment Group D – Single-Function Printers Group E - Large/Wide Format Equipment Group F – Scanners
Software/Third Party Solutions	eCopy / uniFLOW / PRISMA / Therefore / IGS and all associated software that goes with the product listed above. See Price Sheet.
Open Market Items	Open market items, or "Not Specifically Priced" (NSP) items can be sold to compliment or enhance the products/services being sold under the contract. They **cannot** be sold as a stand-alone option. They also **cannot** include interactive white boards, computers, monitors, fax machines, overhead projectors or cameras. 15% off MSRP discount minimum
Remanufactured Equipment	Customers may purchase remanufactured equipment but it must be priced according to the minimum discount offered for similar equipment in the applicable group
Trials / Demo equipment	No trial / demo shall exceed thirty (30) calendar days Trial / demo equipment may be new or used, however **NO** used, remanufactured, or refurbished devices shall be converted to a purchase or lease.

Showroom equipment	Customers may purchase / lease showroom equipment at their own discretion and based on the following conditions: 1) Group A / B devices do not exceed 10,000 copies total 2) Group C devices do not exceed 50,000 copies total 3) Device must be discounted **AT LEAST** 5% off master agreement pricing 4) PO must indicate device is a showroom model
Warranty	Without a maintenance plan - Standard product warranty applies With a maintenance plan - Maintenance starts day 1 and runs parallel to warranty
Product Substitutions/Discontinuations	Products will be added/removed over the course of the contract with approval from the NASPO Lead State (CO). Should a device become discontinued or inventory depleted, etc. please reach out to the Canon contract manager for assistance and/or status of product approval. No substitutions of non-contract items are allowed.
Hard Drive Erase/Destruction	Dealer must facilitate the electronic wiping of Customer hard drives at the end of term at no additional cost. Additional security options such as HDD Replacement service may be offered at a cost that does not exceed Canon's published contract price.
ACQUISITION PLANS AND PRICING PARAMETERS	
Acquisition Plan(s) - Purchase/Lease/Rental/CPC	Purchase Straight lease **72 & 84 month lease rates are available for Group C (Production) devices only**
Pricing Model	Not to Exceed Pricing **Discounts on outright purchases are subject to Canon approval as these devices come from Canon's inventory**
Maintenance Plan(s)	Zero base CPC WITH supplies Zero base CPC WITHOUT supplies Base + overage CPC WITH supplies Flat Monthly plans WITHOUT supplies **Blended rates are now available for Service/Supply costs over a large equipment fleet** **11x17 impressions may now be counted as two (2) clicks**
Legacy Maintenance	Legacy maintenance can now be offered on equipment that is owned / leased / rented through the previous #3091 contract or via any other means Dealers may inspect equipment that did not have a maintenance plan or was previously serviced by another dealer and charge for parts and/or labor to bring the device up to acceptable maintenance levels. Devices at customer location < 5 years - Pricing is determined by the applicable Group/Segment Devices at customer location > 5 years - Pricing shall not exceed 107% of the applicable Group/Segment pricing Devices at customer location > 7 years - Pricing shall not exceed 110% of the applicable Group/Segment pricing
Supplies - Toner/Staples/Paper	Plans are available with -or- without supplies. Supply inclusive plans include OEM toner. Staples may be added for an additional uplift or purchased separately as needed. Paper must be purchased separately.

Contract Fee/Frequency	Canon pays a 1.25% admin fee on all contract sales each quarter (.25% NASPO fee + 1% Florida fee). **Canon reserves the right to charge back dealers based on their sales & service under the contract.** Under the #140595 NASPO Agreement, Administrative Fees on Services may be defined as either "Actual" service spend, or "Estimated" service spend depending on the type of Product sold. Canon intends to report a large majority of service as "Estimated" spend. Rather than requiring dealers to report individual devices' meter reads, instead the service will be estimated as a 1:1 ratio with the equipment price. Ex. a $5,000 MFP will be reported as a contract sale with $5,000 in service reported one time upfront. Canon will also report select products/services as "Actual" spend. This will apply to certain items where clicks are required for reporting, or items with fixed service pricing. Some examples include: - All inclusive CPC programs - MPS programs & Professional services - Products where service is through eCarePAK rather than click charges (Printers / Scanners / LFP)
ORDER MANAGEMENT/ COMPLIANCE INSTRUCTIONS	
Purchase Order Requirements	All purchase orders shall include: 1) The Participating State contract number: **44000000-NASPO-19-ACS** 2) The Lead State master agreement number: **140595** 3) Customer contact & shipping info **An itemized list of the equipment sold w/ detailed configuration as well as equipment/maintenance pricing is necessary in order to verify contract compliance** All Orders written out to: Canon U.S.A., Inc. 4100 N. Fairfax Dr. Suite 200 Arlington VA, 22203 **Make sure the customer knows to include the Servicing Dealer's name on the PO** Purchase Remit Canon U.S.A., Inc. PO Box 841023 Dallas, TX 75284-1023 Lease Remit **(POs for lease should include this info)** Canon U.S.A., Inc. 14904 Collections Center Dr. Chicago, IL 60693 **Purchases sent to the fgsd_government_orders@cusa.canon.com for processing.** **Lease POs should be combined with CSAP worksheet and submitted to CFS for processing**
Restocking Fee	Dealer may charge customers a re-stocking fee for any products that are not accepted. The amount of the fee shall be the lesser of 10% of the purchase price, or $200.
Purchase Methods Accepted (PO, Credit Card, Electronic)	PO / P-card / etc.

Invoice/Billing Requirements	All invoicing will be done either directly through CUSA or CFS (invoicing as CUSA) Remit Addresses will read as follows: Purchase w/ Maintenance & Maintenance Only Canon U.S.A., Inc. PO Box 841023 Dallas, TX 75284 Lease w/ Maintenance Canon U.S.A., Inc. 14904 Collections Center Dr. Chicago, IL 60693
Payment	Net 30
Sales Reports	As a Hybrid contract with all orders going through CUSA, no sales reporting will be required initially. This is subject to change however, and Dealer may be required to provide Canon with a report of sales and leasing under the NASPO ValuePoint State of Florida contract by the 5th day after the end of the month. Such reports shall include all information required for Canon to comply with its reporting obligations to NASPO ValuePoint State of Florida under the Contract. Failure to comply may lead to chargebacks of credits that may have been provided under any available Canon programs for the NASPO ValuePoint State of Florida Contract, and/or reimbursement to Canon of any penalties charged to Canon and/or termination of this Agreement. Each of Canon and NASPO ValuePoint State of Florida shall have the right to audit Dealer's books and records to the same extent that NASPO ValuePoint State of Florida has the right under the Contract to audit Canon's books and records. Monthly reports must be sent directly to the Compliance team at **BISG_DealerReport_Govt@cusa.canon.com** . Canon will notify Dealer of any new reporting instructions related to the monthly reports or for website entry, if available. Dealer agrees to provide to Canon the required performance reporting on a monthly basis using the template supplied for this purpose by Canon to Dealer; such template may be revised by Canon from time to time.
FINANCING - Master Financing Agreement / Master Leasing Agreement	
CUSA Authorized Leasing Partner	Canon Financial Services ONLY (CFS to invoice in CUSA's name)
Cancellation Terms/Penalties	Except in the case of Non-appropriation of funds, leases are subject to an early termination charge. The termination charge to the customer shall not exceed the balance of remaining lease payments and with respect to service/maintenance obligations, may not exceed four (4) months of the service and supply base charge or 25% of the remaining maintenance agreement term, whichever is less.
End of Term Options	*****THERE ARE NO AUTOMATIC RENEWALS ALLOWED UNDER NASPO #140595***** **CFS / Dealer must notify the customer 60-90 days prior to the end of any initial lease term** Straight Lease - Renew month to month OR 12-month basis - Return equipment
Equipment Trade-In	Dealers may negotiate existing equipment trade-in value with customers when placing a new purchase or lease order.
Upgrade/Downgrade Terms	Dealers may offer Customers the option to upgrade/downgrade equipment at any time throughout the term of a lease. Dealer and Customer to negotiate the price but at no time shall the cost of the upgrade / downgrade be less than the remaining stream of payments
Customer Purchase within Term	Straight Lease - No
Customer Purchase at the end of Lease	Straight Lease - No
Lease renewal after lease term	*****THERE ARE NO AUTOMATIC RENEWALS ALLOWED UNDER NASPO #140595***** **CFS / Dealer must notify the customer 60-90 days prior to the end of any initial lease term** Straight Lease - Month to month or 12-month basis

Equipment Return at EOL	Included in CFS Rate. CFS to arrange for return. Dealer to coordinate removal and assist with any de-install. **Dealer shall ensure that all hard drive data is cleansed and purged from the device prior to it leaving the customer's possession**
Risk of Loss	ROL transfers from Contractor to the customer upon acceptance of equipment. Customers are expected to complete a Delivery & Acceptance form, however equipment is assumed to be accepted if not received within five (5) days.
SERVICE PERFORMANCE REQUIREMENTS	
Delivery & Install	F.O.B. Destination Pricing includes shipping, delivery & installation Excess installation requirements may be an additional charge. Charges must be quoted to the customer and based on actual expenditures. Examples include: - Rigging - Access alterations - Access to non-ground floors via stairs
Training	- Pricing includes On-site initial training (1-hour) for all non-desktop products - For drop-shipped / desktop products, training can be web-based - Additional / Advanced training may be an additional charge
Meter Collection	Dealer may provide an electronic method for providing periodic meter readings. They can also be submitted via online portal, email, fax, or through the device if available, and at the Purchasing Entity's request. Dealer may estimate meter reads if Purchasing Entity fails to submit the required info within the specified time frame. **11x17 impressions may now be counted as two (2) clicks** **Meters for purchased devices are reported to CUSA as they will be invoicing customers.** **Meters for leased devices are reported to CFS as they will be invoicing customers.**
Response Time	Phone support Within two (2) hours of customer request On-site support Within 60 miles - 4-6 hours 60 - 120 miles - 1-2 Business Days 120+ miles (or only accessible by plane or boat) - 4-5 Business Days
Service Performance (Uptime/Downtime)	Devices under 91ppm - 96% uptime Devices over 91ppm - 90% uptime
Device Failure & Replacement	All devices purchased or leased under this agreement that have maintained an uninterrupted maintenance agreement shall be subject to the 'Lemon Clause' for 3 years from the date of acceptance. This clause shall be void if non-OEM supplies have been used without Canon authorization. Lemon Clause Any device that fails (except due to operator error) to function in accordance with the manufacturer's published performance specifications, four (4) times in any four (4) week period and/or is subject to recurring related problems, shall be replaced with a like-for-like (ie. similar usage, remaining useful life etc.) device that meets or exceeds the requirements of the original device, at no cost to the customer.
Loaner Equipment	With the exception of Group C, digital press production equipment and Group E, large format equipment, any device that's inoperable for two (2) business days due to equipment malfunction, as reasonably determined by the servicing dealer, is eligible for: 1) A dealer provided loaner device of similar speed and capabilities until the original device is repaired; or 2) Dealer provided off-site manned production, capable of accomplishing the work of the inoperable unit.

Relocation of Equipment	Moves must be performed within 30 calendar days of the request Zone 1 (Within the same building) - No Charge allowed unless special rigging is required Zone 2 (Up to 50 miles) - Flat Fee plus per mile or hourly fee Zone 3 (More than 50 miles) - Flat Fee plus per mile or hourly fee See price list for more details
Service/Usage Reports	Dealers are to maintain a service log for each machine serviced describing maintenance and repair services provided. A no-cost copy of service logs/reports must be provided to the Customer and/or the Contract Administrator within five (5) working days of request. (RFP)
MARKETING COLLATERAL AND SUPPORT	
CUSA Developed Website	http://naspo.usa.canon.com/florida/index.html

CITY COMMISSION AGENDA ITEM
City of Fernandina Beach

SUBJECT: Resolution 2026-81
Budget Amendments — Marina

ITEM TYPE: Resolution (w/ fiscal impact)

REQUESTED ACTION: Consider Resolution 2026-81.

SYNOPSIS: Authorizes the transfer of budgeted funds from the Marina Reserve account, 480 59990, into the Marina Fuel Resale account, 480 55510, due to fuel costs exceeding the amount anticipated in the adopted budget and authorizes the transfer of funds from the Marina Insurance account, 480 54500, into the Marina Bad Debt account, 480 54902, due to costs associated with Snag-a-Slip debt.

FISCAL IMPACT: Funds are available for transfer from the Marina Reserve account, 480 59990 and the Marina Insurance account, 480 54500.

CITY ATTORNEY COMMENTS: N/A

CITY MANAGER RECOMMENDATION(S): I recommend that the City Commission adopt proposed Resolution 2026-81.

Susan Carless, Comptroller	06/11/2026
Kimberly Elliott-Briley, Deputy City Clerk	06/15/2026
Teresa Prince, City Attorney	06/22/2026
Jeremiah Glisson, Deputy City Manager	06/24/2026
Sarah Campbell, City Manager	06/24/2026

Submitted By: Alisha Brown, Budget Analyst — Date: June 05, 2026

COMMISSION ACTION: Adopt

RESOLUTION 2026-81

A RESOLUTION OF THE CITY COMMISSION OF THE CITY OF FERNANDINA BEACH, FLORIDA, APPROVING BUDGET AMENDMENTS WITHIN THE MARINA FUND; AUTHORIZING ADMINISTRATIVE CORRECTION OF SCRIVENER'S ERRORS; AUTHORIZING EXECUTION; AND PROVIDING FOR AN EFFECTIVE DATE.

WHEREAS, the City began operating the Fernandina Harbor Marina in April 2026 and budget amendments are needed to continue funding Marina operations for Fiscal Year 2026; and

WHEREAS, higher than anticipated fuel costs and increased consumption of fuel requires additional funding to support fuel operations; and

WHEREAS, additional debt has been incurred due to the Snag-a-Slip bankruptcy in 2025; and

WHEREAS, staff subsequently recommends a transfer from the Marina Reserve account, 480 59990, into the Marina Fuel Resale account, 480 55510, in the amount of $499,000 and a transfer from the Marina Insurance account, 480 54500, into the Marina Bad Debt Expense account, 480 54902, in the amount of $67,000; and

WHEREAS, funds are available for transfer in the Marina Reserve account, 480 59990, and the Marina Insurance account, 480 54500.

NOW, THEREFORE, BE IT RESOLVED BY THE CITY COMMISSION OF THE CITY OF FERNANDINA BEACH, FLORIDA, THAT:

SECTION 1. The City Commission hereby approves the following budget amendments within the Marina fund: transferring $499,000 from the Marina Reserve account, 480 59990, into the Marina Fuel Resale account, 480 55510, and transferring $67,000 from the Marina Insurance account, 480 54500, into the Marina Bad Debt Expense account, 480 4902.

SECTION 2. The City Clerk and City Manager are hereby authorized to execute all required amendments, upon review and approval of the City Attorney.

SECTION 3. The City Manager, or his or her designee, may administratively correct typographical and/or scrivener’s errors of this Resolution which do not make substantive changes or otherwise affect the intent of the Resolution, upon receiving approval of the City Attorney, by filing a corrected or recodified copy of same with the City Clerk.

SECTION 4. This Resolution is effective immediately upon passage.

ADOPTED this 7th day of July, 2026.

CITY OF FERNANDINA BEACH

_____

JAMES ANTUN
Commissioner - Mayor

ATTEST:

_____
CAROLINE BEST
City Clerk

APPROVED AS TO FORM AND LEGALITY:

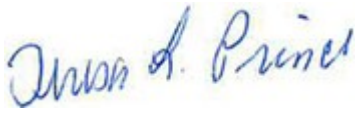

_____
TERESA L. PRINCE, ESQ.
City Attorney

CITY COMMISSION AGENDA ITEM
City of Fernandina Beach

SUBJECT: Resolution 2026-82
Grant Application — Florida Department of Commerce - Rural Infrastructure Fund Program

ITEM TYPE: Resolution (w/ fiscal impact)

REQUESTED ACTION: Consider Resolution 2026-82.

SYNOPSIS: Consider submission of a grant application through the Florida Department of Commerce Rural Infrastructure Fund Program. For several years, the City has worked to develop a Downtown Revitalization Plan. Moving ahead toward construction, additional aspects of planning for the construction are needed. The Florida Department of Commerce Rural Infrastructure Fund Program presents the opportunity for the City to be awarded up to $300,000 to develop the engineering design to ensure that historic properties located adjacent to City property and/or partially on City easements are not damaged during construction related to the Downtown Revitalization. This grant application does not require match funds.

FISCAL IMPACT: In March 2026, Florida Governor Ron DeSantis designated Nassau County a Rural Area of Opportunity ("RAO"). This designation exempts the City and Nassau County from matching fund requirements.

CITY ATTORNEY COMMENTS: No additional comments.

CITY MANAGER RECOMMENDATION(S): I recommend that the City Commission adopt proposed Resolution 2026-82.

Glenn Akramoff, Deputy City Manager	06/24/2026
Kimberly Elliott-Briley, Deputy City Clerk	06/25/2026
Alisha Brown, Budget Analyst	06/25/2026
Susan Carless, Comptroller	06/25/2026
Teresa Prince, City Attorney	06/25/2026
Jeremiah Glisson, Deputy City Manager	06/25/2026
Sarah Campbell, City Manager	06/26/2026
Annette Lumetta, Legal Assistant	06/26/2026

Lorelei Jacobs

Date: June 18, 2026

Submitted By: Lorelei Jacobs, Grants Administrator

COMMISSION ACTION: Adopt

RESOLUTION 2026-82

A RESOLUTION OF THE CITY COMMISSION OF THE CITY OF FERNANDINA BEACH, FLORIDA, AUTHORIZING SUBMISSION OF A FLORIDA DEPARTMENT OF COMMERCE RURAL INFRASTRUCTURE FUND PROGRAM GRANT APPLICATION TO DEVELOP A PLAN TO PROTECT DOWNTOWN HISTORIC PROPERTIES DURING DOWNTOWN REVITALIZATION RENOVATIONS; AUTHORIZING ADMINISTRATIVE CORRECTION OF SCRIVENER'S ERRORS; AUTHORIZING EXECUTION; AND PROVIDING FOR AN EFFECTIVE DATE.

WHEREAS, the Florida Department of Commerce Rural Infrastructure ("RIF") Grant Program funds projects that stimulate the economy and enhance job growth; and

WHEREAS, in March 2026, Governor Ron DeSantis designed Nassau County, inclusive of cities within Nassau County, a Rural Area Opportunity ("RAO"), which removed the requirement of matching funds from certain economic development grants; and

WHEREAS, the City has been actively working toward planning and eventually constructing Downtown Revitalization infrastructure improvements; and

WHEREAS, the City has completed preliminary designs for the reconstruction of underground electricity, sidewalks, crosswalks, and other components along Centre Street; and

WHEREAS, various additional aspects of planning are needed before downtown revitalization construction commences; and

WHEREAS, the Florida Department of Commerce Rural Infrastructure Fund Program presents an opportunity for the City to be awarded up to $300,000 to develop the engineering design to ensure that historic properties located adjacent to City property and/or partially on City easements are not damaged during construction; and

WHEREAS, given Nassau County's RAO status, there are no matching funds required of the City for this grant; and

WHEREAS, City staff recommends submission of a grant application through the Florida Department of Commerce Rural Infrastructure Fund Program for additional engineering design focused on historic property protection; and

WHEREAS, if awarded, the expense will be budgeted in Downtown Revitalization Capital Improvements Fund, 3001000 56300 Project 24011. The grant revenue will be budgeted in Capital Improvement State Grant account, 300 33400, in Fiscal Year 2026/2027. The RIF grant, if awarded, will offset the funds budgeted in Fiscal Year 2026/2027.

NOW, THEREFORE, BE IT RESOLVED BY THE CITY COMMISSION OF THE CITY OF FERNANDINA BEACH, FLORIDA, THAT:

SECTION 1. The City Commission hereby authorizes the submittal of a Florida Department of Commerce Rural Infrastructure ("RIF") Grant Program application to develop the engineering design to ensure that historic properties located adjacent to City property and/or partially on City easements are not damaged during construction related to the Downtown Revitalization.

SECTION 2. The City Clerk and City Manager are hereby authorized to execute all documentation related to the Florida Department of Commerce Rural Infrastructure Grant Program application, upon review and approval of the City Attorney.

SECTION 3. The City Manager, or his or her designee, may administratively correct typographical and/or scrivener's errors of this Resolution which do not make substantive changes or otherwise affect the intent of the Resolution, upon receiving approval of the City Attorney, by filing a corrected or recodified copy of same with the City Clerk.

SECTION 4. This Resolution shall take effect immediately upon passage.

ADOPTED this 7th day of July, 2026.

CITY OF FERNANDINA BEACH

_____
JAMES ANTUN
Commissioner - Mayor

ATTEST:

_____
CAROLINE BEST
City Clerk

APPROVED AS TO FORM & LEGALITY:



_____
TERESA L. PRINCE, ESQ.
City Attorney

Florida Rural Infrastructure Fund Program

Application for Funding

Applicant: _____
(Name of Applicant)

Project Title: _____
(Name of Project)

State Fiscal Year 2026-2027

Application Date: _____

Mailing Address: FloridaCommerce
Bureau of Small Cities and Rural Communities
107 East Madison Street – MSC 400
Tallahassee, Florida 32399-6508

Telephone: (850) 717-8405
Web: http://www.FloridaJobs.org/RIF

Contents

Application Form

- **Part I – Applicant Profile**
- **Part II – Project Description and Timeline**
- **Part III – Economic Narrative**
- **Part IV – Project Budget**
- **Part V – Sources and Uses of Non-RIF Funds**
- **Part VI – Participating Party Information (if applicable)**
- **Part VII – Application Authorization**

Application Instructions

- **Part I – Applicant Profile**
- **Part II – Project Description and Timeline**
- **Part III – Economic Narrative**
- **Part IV – Project Budget**
- **Part V – Sources and Uses of Non-RIF Funds**
- **Part VI – Participating Party Information (if applicable)**
- **Part VII – Application Authorization**

Part I – Applicant Profile

Applicant Contact Information:

Entity Name:		
Street Address:		
Mailing Address (if different):		
City:	Zip Code:	County:
Main Telephone:	Main Facsimile:	Federal ID Number:

Chief Elected Official:	Title:
Telephone:	Facsimile:
E-mail Address:	

Chief Financial Officer:	Title:
Telephone:	Facsimile:
E-mail Address:	

Applicant Project Contact:	Title:
Street Address:	
City:	Zip Code:
Direct Telephone:	Facsimile:
E-mail Address:	

Application Preparer Information		
Preparer's Name:	Organization Preparing Application: ☐ Local Government ☐ Private Company ☐ Regional Planning Council	
Street Address:		
City:	State:	Zip Code:
Telephone:	Facsimile:	
E-mail Address:		

Consultant Information (if applicable)		
Consultant's Name:	☐ Private Company ☐ Regional Planning Council	
Street Address:		
City:	State:	Zip Code:
Telephone:	E-mail Address:	

Demographics and Area Data		
U.S. Congressional District Number:	Florida Senate District Number:	Florida House District Number:
Total Population: Source: Source Date:	Unemployment Rate: Source: Source Date:	Poverty Rate: Source: Source Date:

Indicate what RIF grant category is being applied for:

☐ Total Project Participation Grant
☐ Project Planning and Preparation Grant
☐ Preclearance Review Grant

Indicate the total amount of RIF funding being requested: $

If the proposed project is located in a Rural Area of Opportunity (RAO), indicate which one: (See list of RAOs in application instructions.)

☐ Northwest RAO
☐ South Central RAO
☐ North Central RAO

If applying for Panhandle Specific Appropriation funds, please indicate the County in which the project is located:

☐ Calhoun County ☐ Jackson County
☐ Gadsden County ☐ Liberty County
☐ Holmes County ☐ Washington County

Answer the following questions by clicking on the correct check box.

Historic Preservation Will the project impact a building, public improvement, or planned open space that is 50 or more years old? If yes, include the documentation specified in the application instructions.	☐ Yes	☐ No
Interlocal Agreement Will project activities require an interlocal agreement? If ***yes***, the interlocal agreement(s) must be included.	☐ Yes	☐ No
Regulatory Action Are improvements being made in this project to inadequate infrastructure that has resulted in regulatory action that prohibits economic or community growth? If ***yes***, include a copy of the letter citing the regulatory action.	☐ Yes	☐ No
Catalyst Site Is the project related to preclearance review and also located within a catalyst site as defined in Section 288.061, Florida Statutes? If ***yes***, include a map showing the boundary of the catalyst site and the project boundary within.	☐ Yes	☐ No
Comprehensive Plan Is the proposed project consistent with the applicant's Comprehensive Plan? The project must be consistent in order for the project to be funded through the RIF program and supporting documentation must be included with the application.	☐ Yes	☐ No

Part II – Project Description and Timeline

Project Description
Describe the proposed project in no more than three sentences:

Clearly summarize the proposed project as outlined in the application instructions.

Proposed Timeline

Task/Activity Description	Task/Activity Duration	Deliverable

Part III – Economic Narrative

Provide a summary of the project's economic benefit, long-term viability, and potential local or regional economic impact. The summary should include a description of the current and anticipated economic conditions of the area.

Describe the proposed project's potential for enhanced job creation and/or increased capital investment, including but not limited to the following information:

- The nature of the business activities which will be conducted at the site of, or which relate to the project.
- Description of the capital investment in real and personal property – do not include product inventory.

Describe the level of public and private commitment to the project. Include the extent of local expenditures for construction, use of local firms or resources, or purchase of local equipment or materials which have or will have ripple effects on the area's economy.

Part IV – Project Budget

Provide a breakdown of the total budget for the proposed project, including both RIF funding and other sources of funding.

ACTIVITY/TASK	RIF FUNDS	OTHER FUNDING SOURCES	TOTAL
	$	$	$
	$	$	$
	$	$	$
	$	$	$
	$	$	$
	$	$	$
	$	$	$
	$	$	$
TOTAL	$	$	$

Provide an explanation of how the total infrastructure costs for the proposed project were estimated.

Part V – Sources and Uses of Non-RIF Funds

Source	Amount Contributed	Type (Loan, Grant, Local Government Funds, Donated Land, or Other Funding)
	$	
	$	
	$	
	$	
	$	
Totals	$	

Part VI – Participating Party Information (if applicable)

Complete and attach a Participating Party Information Form for each entity creating or retaining jobs as a result of this project.

Part VII – Application Authorization

I, the undersigned chief elected official or authorized representative of the applicant, certify that to the best of my knowledge:

a. *This application is in all respects fair and submitted in good faith without collusion or fraud;*
b. *If selected through this application process, the recipient will work in good faith and in partnership with the Department of Commerce to manage its grant in a timely and accurate manner;*
c. *The information in this application is accurate; and,*
d. *The undersigned is duly authorized to bind the entity represented in this application.*

Signature of Chief Elected Official or Designee
Signature: _____
Typed Name and Title:
Date:
If signed by a person other than the chief elected official, a signature authorization must be included.

Signature of Application Preparer if not an employee of the Applicant
Signature: _____
Typed Name and Title:
Name of Firm or Agency:

Florida Rural Infrastructure Fund Program

Application Instructions

Part I – Applicant Profile

The application profile must reflect the requested information about the applicant, including demographics, area data, and the person who prepared the application.

Application Category
There are three categories of RIF grants that applicants can request funding for. Indicate which category is being applied for:

Total Project Participation Grants
To facilitate access to and maximize the use of state, federal, local, and private resources, grants may be awarded for up to 75 percent (75%) of the total infrastructure project costs, or up to one hundred percent (100%) of the total infrastructure project cost for a project located in a rural community as defined in s. 288.0656(2), F.S., which is also located in a fiscally constrained county as defined in s. 218.67(1), F.S., or a rural area of opportunity as defined in s. 288.0656(2), F.S.

Eligible uses of funds include:

- Improvements to public infrastructure for industrial or commercial sites.
- Upgrades to or development of public tourism infrastructure.
- Improvements to inadequate infrastructure that has resulted in regulatory action.

Authorized infrastructure may include the following public-private partnership facilities:

- Storm water systems.
- Telecommunications facilities.
- Roads or other remedies to transportation impediments.
- Other physical requirements to facilitate economic development activities in the community.

Project Planning and Preparation Grants
Grants may be awarded for up to $300,000 for feasibility studies, design and engineering activities, or other infrastructure planning and preparation activities. Grants awarded under this category may be used in conjunction with Total Project Participation grants.

Preclearance Review Grants
To enable rural communities to access the resources available under the Expedited Permitting – Preclearance Review Process (Section 403.973(18), Florida Statutes), grants may be awarded for surveys, feasibility studies, and other activities related to the identification and preclearance review of land which is suitable for preclearance review. Grant application criteria includes the extent to which administrative and consultant expenses are minimized.

Maximum award amounts and local funds match requirements:

- Projects located outside a RAO - $75,000 with 50 percent local funds match.
- Projects located within a RAO - $300,000 with no local funds match required.
- Projects located within a catalyst site (as defined in Section 288.0656, Florida Statutes) - maximum amounts same as above, depending on RAO status. However, the local funds match requirement may be waived pursuant to the process in Section 288.06561, Florida Statutes, for projects outside an RAO.

Rural Area of Opportunity (RAO)

If the proposed project is located in a RAO, indicate which one.

- *Northwest Rural Area of Opportunity:* Calhoun, Franklin, Gadsden, Gulf, Holmes, Jackson, Liberty, Wakulla, and Washington counties, and the area within the city limits of Freeport and Walton County north of the Choctawhatchee Bay and intercoastal waterway. To learn more about the Northwest RAO region, please contact Opportunity Florida.
- *South Central Rural Area of Opportunity:* DeSoto, Glades, Hardee, Hendry, Highlands, and Okeechobee counties, and the cities of Pahokee, Belle Glade, and South Bay (Palm Beach County), and Immokalee (Collier County). For more information about the South Central RAO region, please contact Florida's Heartland Regional Economic Development Initiative, Inc.
- *North Central Rural Area of Opportunity:* Baker, Bradford, Columbia, Dixie, Gilchrist, Hamilton, Jefferson, Lafayette, Levy, Madison, Putnam, Suwannee, Taylor, and Union counties. For more information about the North Central RAO region, please contact North Florida Economic Development Partnership.

Historic Preservation

Answer "Yes" if any project activity will result in one of the following:

- Direct physical changes to a structure 50 or more years old, such as demolition (partial or complete), rehabilitation, restoration, remodeling, renovation, expansion, or relocation.
- Direct physical changes to public improvements 50 or more years old, such as stone curbs or brick streets.
- Direct physical changes to a planned open space 50 or more years old, such as a park or plaza.
- Project activities occurring within 100 feet of a structure, public improvement, or planned open space 50 or more years old.
- Project activities occurring in a Historic District listed on the National Register of Historic Places.

If this question is answered "Yes," proceed as follows:

- Contact the State Historic Preservation Office (SHPO) during the application planning process. Properties listed, or eligible for listing, in the National Register of Historic Places must be designed in accordance with the recommended approaches in the ***Secretary of the Interior's Standards or Rehabilitation Guidelines for Rehabilitating Historic Buildings*** (U.S. Department of the Interior, National Park Service). This publication and technical assistance may be obtained from the SHPO, 500 South Bronough Street, Tallahassee, Florida 32399-0250.
- Provide original photographs to SHPO that can be used to determine the historical/architectural significance of the property. Photographs must show each side of the structure and general views of the property in its surroundings; they should be identified by street address and keyed to the service area map. If potentially significant historic properties are identified, SHPO will recommend the appropriate approach.

- Provide the following documentation:
  - The location/address.
  - The construction date.
  - The activity affecting the historic property.
  - The results of any pre-application discussions with SHPO regarding the potential impact of the proposed project on historic properties

Interlocal Agreements

Indicate whether or not activities will require an interlocal agreement. If activities will take place, or services will be extended or provided, outside of the local government applicant's jurisdiction, include an interlocal agreement signed by the chief elected officials, or legally designated individuals of the jurisdictions, that specifies:

- The units of local government (parties involved).
- The purpose of the interlocal agreement.
- A delineation of the cooperation between the parties involved.
- A description of the activities and the service area(s).
- The amount of funds being committed (and associated terms).
- A statement that the project is not inconsistent with the local comprehensive plans of all involved jurisdictions.

Regulatory Action

If the proposed project will address inadequate infrastructure that has resulted in regulatory action that prohibits economic or community growth, the application must include a copy of the letter citing the relevant regulatory action.

Catalyst Site

If the proposed project is related to preclearance review and is also located within a catalyst site as defined in Section 288.061, Florida Statutes, the application must include a map showing the boundary of the catalyst site and the project boundary within.

Comprehensive Plan

The proposed project must be consistent with the applicant's comprehensive plan and the application must include documentation to support this consistency.

Part II – Project Description and Timeline

Project Description

Provide a narrative description of each proposed activity. Applications proposing more than one activity should include a description for each activity.

Each description should include the following minimum information:

- Quantity of the activity.
- If funds from other sources are being used, describe how the funds will be used.
- Location of the activity within the applicant's jurisdiction.
- Cost of the activity.
- A list of any major permits, comprehensive plan amendments, zoning changes, or similar approvals required.
- For infrastructure projects, an indication of who will own and maintain the infrastructure once completed.

In addition to describing the location of the project, the applicant must provide a project map, which, at a minimum, shows:

- A scale.
- A north arrow.
- The boundaries of the applicant's jurisdiction.
- The specific location of the project activity within the applicant's jurisdiction.
- The applicant's administration building, from which it will be managing the project.
- Street names and other identifying landmarks within the jurisdiction.

Project Timeline

Outline each step of the project, from grant award to closing out the agreement. Provide an estimate of how long each step of the process will take, in months, and the associated activity/task deliverable.

Part III – Economic Narrative

Describe the proposed project's economic benefit, long-term viability, and potential local or regional economic impact. The summary should include a description of the current and anticipated economic conditions of the area. Describe the project's potential for enhanced job creation or increased capital investment, including but not limited to, the following information:
(1) The nature of business activities which will be conducted at the site of, or which relate to, the project.
(2) A description of the capital investment in real and personal property, not including product inventory.
(3) Describe the level of public and private commitment to the project. Include the extent of local expenditures for construction, use of local firms or resources, or purchase of local equipment or materials which have or will impact on the area's economy.

Part IV – Project Budget

Complete the budget table included in the application based on the type of activity being applied for. If funds from another source are being used to

assist with a particular activity, those funds should be listed separately from the requested RIF funds.

Applicants must also detail how they determined the total estimated costs associated with the project and upload all documentation used to make the determination. The written explanation should detail how the proposed budget is reasonable and appropriate considering the scope, substance, and duration of the proposed project. There is no specific format for providing budget assumption documentation, but it should clearly correspond with the type of activities and their associated costs entered in the budget table. The documentation should also demonstrate that the applicant has carefully considered the financial aspects of the project and has a solid rationale for the amount of RIF funding being requested.

Part V – Sources and Uses of Non-RIF Funds

Identify any additional sources of funding that will be contributed to the project. Additionally, include documentation that the funds are available for use, such as an award letter, and that they have been contributed to this project, such as a resolution or minutes from a council or commission meeting. If an application has been submitted, but not yet awarded, for other non-RIF funds, include a copy of the application. Please note: all other funds must be available for use prior to award of RIF funding.

Part VI – Participating Party Information (if applicable)

Complete a Participating Party Information Form for each entity creating or retaining jobs as a result of this project and upload them as part of the application. Participating Party Information Form available for download from www.FloridaJobs.org/RIF

Part VII – Application Authorization

The application certification statement must be signed by the applicant's chief elected official. Any other signatory must be accompanied by a letter of signature authority signed by the chief elected official.

Supporting Documentation Summary

- Communications with the State Historic Preservation Office (SHPO), if applicable.
- Interlocal Agreements, if applicable.
- Letter citing regulatory action, if applicable.
- Catalyst Site Map, if applicable.
- Comprehensive Plan documentation.
- Project Map.

- Cost Estimate documentation.
- Documentation of other sources of funding.
- Participating Party Information Forms for each Participating Party, if applicable.
- Letter of signature authority signed by chief elected official, if applicable.

CITY COMMISSION AGENDA ITEM
City of Fernandina Beach

SUBJECT: Resolution 2026-83
Grant Application — Florida Department of Environmental Protection Resilient Florida

ITEM TYPE: Resolution (w/ fiscal impact)

REQUESTED ACTION: Consider Resolution 2026-83.

SYNOPSIS: In FY 2020/2021, new legislation was signed into law that allocated Florida's future sea level rise and flood vulnerability construction grant awards to local jurisdictions that have a jurisdiction-wide vulnerability assessment which is based on metrics defined by the State and inclusive of all critical assets located in the jurisdiction.

Currently, the City has before the Florida Legislature an appropriation request for sea wall construction. The Florida Legislature is significantly delayed this year in developing the state's General Appropriation Act ("GAA"). Currently, the City has been successful in receiving a $2,000,000 allocation in both the House and Senate budget. To receive funding, the line item must not be vetoed by the Governor.

The attached Resolution requests submission of an FY 2026/2027 Florida Department of Environmental Protection ("FDEP") Resilient Florida grant application for an amount to be determined by the City Commission, of which 100% must be provided by City matching funds. The FY 2026/2027 Resilient Florida grant application will seek funding for additional portions of the Amelia River waterfront sea wall, which ultimately has a cost of over $20 million.

If awarded, funding from the FY 2026/2027 Resilient Florida Grant will not be available until August or September 2027, allowing the City to budget for this project in FY 2027/2028.

FISCAL IMPACT: Funding is available in the Fiscal Year 2026/2027 State Grant account, 300 33400 in anticipation of receiving a Fiscal Year 2026/2027 state appropriation.

CITY ATTORNEY COMMENTS: No additional comments.

CITY MANAGER RECOMMENDATION(S): I recommend that the City Commission adopt proposed Resolution 2026-83.

Glenn Akramoff, Deputy City Manager	06/24/2026
Teresa Prince, City Attorney	06/25/2026
Kimberly Elliott-Briley, Deputy City Clerk	06/25/2026
Alisha Brown, Budget Analyst	06/26/2026
Susan Carless, Comptroller	06/26/2026
Jeremiah Glisson, Deputy City Manager	06/29/2026
Sarah Campbell, City Manager	06/30/2026
Annette Lumetta, Legal Assistant	06/30/2026

Lorelei Jacobs

Date: June 18, 2026

Submitted By: Lorelei Jacobs, Grants Administrator

COMMISSION ACTION: Adopt

RESOLUTION 2026-83

A RESOLUTION OF THE CITY COMMISSION OF THE CITY OF FERNANDINA BEACH, FLORIDA, APPROVING SUBMISSION OF A FLORIDA DEPARTMENT OF ENVIRONMENTAL PROTECTION RESILIENT FLORIDA GRANT APPLICATION FOR DOWNTOWN SEAWALL CONSTRUCTION FUNDING IN FISCAL YEAR 2026/2027; AUTHORIZING ADMINISTRATIVE CORRECTION OF SCRIVENER'S ERRORS; AUTHORIZING EXECUTION; AND PROVIDING FOR AN EFFECTIVE DATE.

WHEREAS, in Fiscal Year ("FY") 2021/2022, legislation was signed into law that limits Florida's future sea level rise and flood vulnerability construction grant awards to local jurisdictions that have a jurisdiction-wide vulnerability assessment which is based on metrics defined by the State, and which are inclusive of all critical assets located in the jurisdiction; and

WHEREAS, in recent years, the City Commission has prioritized seeking funds for projects that increase the resiliency of Downtown Fernandina Beach; and

WHEREAS, the City Commission has prioritized pursuit of State Appropriations for seawall construction funding in each of the past two Fiscal Years; and

WHEREAS, in FY 2025/2026, the City Commission requested a State Appropriation of $2,000,000 for seawall construction which has since been approved by both chambers of the Florida Legislature. To receive this State Appropriation, it must not be vetoed by the Governor; and

WHEREAS, Florida law requires that the General Appropriation Act (state budget) be signed by the Governor no later than July 1; accordingly, the status of the City's seawall construction appropriation request will be known on July 1, 2026; and

WHEREAS, the FY 2026/2027 Florida Department of Environmental Protection ("FDEP") Resilient Florida grant is open for applications from July 1-September 1, 2026; and

WHEREAS, specifically, the Resilient Florida grants provide direct grant funds for the following critical assets:

A. Transportation assets and evacuation routes (Airports, bridges, bus terminals,ports, major roadways, marinas, rail facilities, railroad bridges); and

B. Critical infrastructure (Wastewater treatment facilities & lift stations, stormwater treatment facilities & pump stations, drinking water facilities, water utility conveyance systems, electric production & supply facilities, solid & hazardous waste facilities, military installations, communications facilities, disaster debris management sites); and

C. Critical community and emergency facilities (Schools, colleges, universities, community centers, correctional facilities, disaster recovery centers, emergency medical service facilities, emergency operation centers, fire stations, health care facilities, hospitals, law enforcement facilities, local government facilities, logistical staging areas, affordable public housing, risk shelter inventory, state government facilities); and

D. Natural, cultural, and historical resources (Conservation lands, parks, shorelines, surface waters, wetlands, historical and cultural assets); and

WHEREAS, the Resilient Florida grant requires a 100% match; and

WHEREAS, the City Commission may authorize submission of a FDEP Resilient Florida grant application, funding of which, if approved, would be available in August, 2027, to continue to fund downtown seawall construction.

NOW, THEREFORE**,** BE IT RESOLVED BY THE CITY COMMISSION OF THE CITY OF FERNANDINA BEACH, FLORIDA, THAT:

SECTION 1. The City Commission hereby authorizes the submission of a FDEP Resilient Florida grant application to fund downtown seawall construction, in the amount of $_____, which requires a 100% City match.

SECTION 2. If the grant is awarded, the City's 100% match will be budgeted FY 2027/2028.

SECTION 3. The City Clerk and City Manager are hereby authorized to execute documents relating to the Resilient Florida grant application, upon review and approval of the City Attorney.

SECTION 4. The City Manager, or his or her designee, may administratively correct typographical and/or scrivener's errors of this Resolution which do not make substantive changes or otherwise affect the intent of the Resolution, upon receiving approval of the City Attorney, by filing a corrected or recodified copy of same with the City Clerk.

SECTION 5. EFFECTIVE DATE. This Resolution shall take effect immediately upon passage.

ADOPTED this 7th day of July, 2026.

CITY OF FERNANDINA BEACH

_____
JAMES ANTUN
Commissioner-Mayor

ATTEST:

_____
CAROLINE BEST
City Clerk

APPROVED AS TO FORM & LEGALITY:

_____
TERESA L. PRINCE, ESQ.
City Attorney

Implementation Grant Pre-Application Worksheet

Items with a red asterisk are required and italicized text denotes informational text seen by scrolling over an “i” icon in the application portal.

Applicant Information

Applicant Account:

Applicant Grant Manager:

Applicant Authorized Signee:

Applicant Fiscal Agent:

Project Information

Choose the Entity Category (*Refer to 380.093(5), F.S., for more information*):

Choose the project type you are submitting (*Resilient Florida Program Project Type*). Select all that apply by holding "ctrl" button down:

- Coastal flood control
- Cultural or community resource
- Domestic wastewater infrastructure
- Drinking water supply
- Emergency facilities
- Land acquisition and conservation
- Living shoreline
- Natral system restoration
- Stormwater infrastructure
- Transportation and evacuation
- Utilities infrastructure
- Preconstruction activities

*Project Title (*This should be a brief synopsis of the project plan. Limited to 20 words.*):

List the City(ies)/Town(s)/Village(s) (*List all city(ies)/town(s)/village(s) where work is to be performed*):

Project Location

o Latitude: o Longitude:

Project Location narrative **(***Neighborhood, part of town, intersection, etc*):

Will any of the work to be performed or fall on state lands?

Area Served (If applicable, area served only required for projects that mitigate risks on a regional scale):

Sponsor City/County (If applicable. If the applicant is the sponsor, leave blank.):

Background

Explain the demonstrated need(s) and how the project will address those needs. (Explain the demonstrated need which the project addresses.)

Explain how the proposed project fits into the Project Types chosen.

Project Scoring Criteria

Tier 1 Criteria Information

Does the project reduce risk of flooding or sea level rise identified in a comprehensive vulnerability assessment or the comprehensive statewide flood vulnerability and sea level rise assessment? If yes, please explain. (Until July 1, 2024, applicants without a comprehensive vulnerability assessment shall receive points based on risks posed by flooding or sea level rise identified an assessment, report, evaluation, or other documentation of risk that addresses flooding or sea level rise.)

◯ Yes ◉ No

Does the project reduce risk of compound flooding identified in a vulnerability assessment or the comprehensive statewide flood vulnerability and sea level rise assessment? If yes, please explain. (Until July 1, 2024, applicants without a comprehensive vulnerability assessment shall receive points based on risks posed by flooding or sea level rise identified an assessment, report, evaluation, or other documentation of risk that addresses flooding or sea level rise.)

◯ Yes ◯ No

Does the project reduce risk to or adapt a regionally significant asset? This can include relocation. If yes, please explain.

◯ Yes ◯ No

What percent of critical assets in the project impact area considered to be vulnerable? Please describe the method used to determine the percent selected as well as provide a list of critical assets in the project impact area. (*Vulnerable critical assets are those at risk of flooding based on applicable scenarios and standards outlined in paragraph 380.093(3)(d), F.S. Until September 1, 2024, if evaluation of those scenarios and standards is unavailable for the project impact area, best available data can be used to determine the percent.*)

- ◯ None
- ◯ At least one critical asset but less than 20%
- ◯ 20% or more but less than 40%
- ◯ 40% or more but less than 60%
- ◯ 60% or more but less than 80%
- ◯ 80% or more

Does the project contribute to existing flood mitigation projects that reduce upland flood damage cost by incorporating new or enhanced structure or natural system restoration and revegetation? If yes, please explain.

- ◯ No
- ◯ Yes, by incorporating new or enhanced structure
- ◯ Yes, by incorporating natural system restoration and revegetation
- ◯ Yes, by incorporating BOTH new or enhanced structure AND natural system restoration and revegetation

Tier 2 Criteria Information

What is the current frequency of flooding or erosion in the project impact area? (*If area has been flooded 3 times in 5 years or is experiencing ongoing erosion, supporting documentation must be submitted with the application*)

- ◯ No current flooding or erosion
- ◯ Has experienced flooding or erosion in the last 3 years
- ◯ Has been flooded at least 3 times in the last 5 years or is experiencing ongoing erosion. If area has been flooded 3 times in 5 years or is experiencing ongoing erosion, please explain and provide documentation.

What is the current severity of flooding or erosion in the project impact area? (If area has been flooded greater than 1 foot in the current and each of the previous three calendar years, been flooded for 7 consecutive days or erosion is critical for the asset class, supporting documentation must be submitted with the application)

- ◯ No current flooding or erosion
- ◯ Flooding greater than 3 inches in last 3 years or has ever experienced unmitigated erosion
- ◯ Flooded greater than 1 foot in the current and each of the previous three calendar years, has been flooded for 7 consecutive days or erosion is critical for the critical asset class. If area has been flooded greater than 1 foot in the current and each of the previous three calendar years, been flooded for 7 consecutive days or erosion is critical for the critical assest class, supporting documentation must be submitted with the application.

What is the status of project design? (*To receive points for a completed design, plans properly certified by a professional in the relevant field must be submitted with the application.*)

- ◯ Not designed
- ◯ Partially designed or site-specific environmental or geotechnical reports have been completed
- ◯ Design is complete. To receive points for a completed design, plans properly certified by a professional in the relevant field must be submitted with the application.

Permitting and easement acquisition status. If applicable, please provide a list of necessary permits/easements and application statuses.

- ◯ Necessary permits and easements have been identified
- ◯ All permits have been applied for or at least one permit has been approved
- ◯ All necessary permit(s) and easement(s) have been authorized/obtained
- ◯ No permits or easements are required for the project

Are local funding sources committed as cost share or is the project in a financially disadvantaged small community as defined in 380.093(5)(e), F.S.? If yes, please explain and provide documentation.

◯ Yes ◯ No

Does the project include environmental habitat enhancement or nature-based solutions? If yes, please explain.

◯ Yes ◯ No

Does the project impact area include area that is identified as state or federal critical habitat for threatened and endangered species? If yes, please explain.

◯ Yes ◯ No

Is the project cost-effective? If yes, please explain.

◯ Yes ◯ No

Tier 3 Criteria Information

Is 50% local, state, or federal cost share secured for the project? If 50% cost share has been secured, please provide documentation with the application.

- ◯ No (unless the project is in a financially disadvantaged small community)
- ◯ Cost share has been identified but not appropriated or released
- ◯ Cost share has been secured
- ◯ The project is in a financially disadvantaged small community and cost share is not required

Has state funding previously been awarded for the project? If so, for what? Please explain and provide information sufficient for the Department to verify previous state funding. (Pre-construction activities are defined in s. 380.093(2)(c), F.S.)

None
Preconstruction activities (defined in s. 380.093(2)(c), F.S.) other than design and permitti
Design
Permitting
Construction (previous phases)

Will this project exceed Florida Building Code flood-resistant requirements and local floodplain management regulations? If yes, please outlines the specific requirements and details relating to how the design exceeds the criteria.

Tier 4 Criteria Information

Does this project include innovative technologies designed to reduce project costs and provide regional collaboration? If yes, please specify which technologies will be used and explain why they are innovative as well as how they will reduce cost and provide regional collaboration. (For this criterion, “innovative” means an emerging technology or a proven technology used in a unique way to adapt one or more critical assets to the effects of flooding or sea level rise.)

◯ Yes ◯ No

Does the critical asset being adapted or the project impact area contain a financially disadvantaged community? If yes, please explain the metric used to determine financial disadvantage (ex. Local income compared to state average).

◯ Yes ◯ No

Additional Information

Will this project benefit a spring? If yes, please explain.

◯ Yes ◯ No

Will this project protect water sources using alternative water supplies? If yes, please explain.

◯ Yes ◯ No

Will this project construct, upgrade or expand facilities to provide waste treatment? If yes, please explain.

◯ Yes ◯ No

Will this project convert septic to sewer? If yes, please explain.

◯ Yes ◯ No

Has this project been submitted to other programs for funding? If yes, please explain.

◯ Yes ◯ No

What is the population of your community? (Enter integer values only.)

Multiagency Information

The following information is for data collection purposes only and do not correlate with any of the project evaluation criteria.

Estimated Project Duration:

Permitting (Brief description of expected permit determinations necessary for project completion or relevant permit information once permitted.):

Lands, Easements, Rights of Way (Brief description of acquisitions or permissions necessary for project completion or relevant information once required.):

Critical Infrastructure (Select yes if this project includes critical infrastructure that is confidential or should be redacted from public records searches):

○ Yes ○ No

Project located in a Coastal Zone?

○ Yes ○ No

SLIP Study Required?

Source of Match:

Funding Mechanism (Program utilized or local funding mechanism.):

Local Project Phase:

- ○ Planning
- ○ Pre-construction (design, permitting, etc.)
- ○ Construction
- ◉ Post-construction Monitoring
- ○ Closed

Project Work Plan

Project Summary (*Provide a brief synopsis of the project. Limited to 75 words.*):

Insert text here.

Project Description (*This should be a concise summary of the work being done. It may explain the broader issue that the project will address or what the end goal of the work is. It should NOT restate the tasks or deliverables and should not give specifications or similar detailed descriptions. Limited to 300 words.*):

Uploads

Please uploaded documents necessary to evaluate your application fully. Suggested types of categories are listed below. Please make sure uploaded documents are named appropriately. Avoid using scanner assigned file names. You may also add your community such as 'community_filename.'

- GIS shapefile of project location. If you need a GIS Shapefile created for you, please contact (850) 245-7600.
- Map of project impact area (map must have a minimum scale of 1" = 200' and include a compass rose and legend)
- Geographic extent of the project area in GIS format
- Draft or signed resolution or letter of support from local governing board
- Vulnerability Assessment Report or other local study or report
- Final design and permitting documents (if applicable)
- Match or additional cost-share documents (if applicable)
- Subcontractor or other local or regional partnership agreements (if applicable)
- Optional: Applicant W-9
- Optional: Applicant Certificate of Insurance

If you are attempting to upload an unsupported file type, please place the file in a ZIP compressed folder before uploading.

Tasks

Applicants will be asked to include information on specific tasks they expect to complete as part of the proposed projects. At least one task is required to submit application.

Information necessary to complete each task entry includes:

- Task Number
- Task Title. Select task title from titles provided below. If your proposed task title is not available, leave the field as -None-, and enter additional task title in the "Title Other" field.
    - Pre-design or feasibility study
    - Data collection or study
    - Stakeholder coordination and planning
    - Design and permitting or pre-construction activities
    - Project management
    - Bidding and contractor selection (required to be included prior to construction of project includes construction)
    - Construction
    - Permit-required monitoring
    - Public education
    - Equipment purchase
    - Land acquisition
    - Site cleanup
    - -None-
        - Title Other:

- Work performed by
    - Grantee only
    - Contractor only
    - Grantee and contractor
- Task Description: include a brief description of the work to be completed with the individual task.
- Goal: Provide a brief description of the goal of the individual task.
- Time to completion:
    - 1-6 months
    - 1 year
    - 2 years
    - 3 years
    - Other
- Select deliverables associated with the task. If the expected deliverable is not part of the pick list options provided below (can select all that apply to an individual task) enter into "other deliverable" field.
    - Final pre-design documents, feasibility study, or comparable certificate of completion, signed by a Florida-registered Professional Engineer. If applicable, the Sea Level Impact Projection study report.
    - Final report or study to include the process and methodology and any data gaps.
    - A summary report from each workshop or meeting, including attendee feedback and outcomes and a copy of all materials created at each workshop or meeting.
    - Final design documents signed by a Florida-registered Professional Engineer. If applicable, final permit documents from all appropriate state and federal regulatory agencies.
    - Project management reports signed by the Florida-registered Professional Engineer, to include a summary of project and site inspection(s), meeting minutes and field notes, as applicable.
    - Public notice of advertisement for the bid, complete bid package and written notice of selected contractor(s).
    - Final design and Certificate of Occupancy (if applicable) and Certificate of Completion signed by a Florida-registered Professional Engineer.
    - Copy of completed monitoring data, surveys, and final reports for the permit-required work and documentation of submittal to the appropriate state or federal regulatory agencies.
    - Copy of printed material for distribution, including text and graphics, link to website material developed and dated photograph(s) of installed materials at the project location, if applicable.
    - Purchase order(s) and vendor invoice(s) for delivery, installation and other necessary costs, as applicable.
    - Copies of all appraisals, the closing statement or all closing documents, title exam/insurance, property survey, boundary map and the deed, recorded easement or property interest.
    - Dated color photographs of on-going work and a signed acceptance of the completed work to date, as provided in the Grantee's Certification of Payment Request.

Other Deliverable: Include deliverables for the individual task if not included in the pre-filled deliverable pick list above.

Task Budget Category

This must be completed for each Task created in the previous section. Field include:

- Application Task Number: Select the number that corresponds to the information input in the previous section, "Tasks."
- Expense budget category: Select the appropriate response in the drop down menu, options listed below.
    - Contractual services
    - Salary/fringe
    - Equipment
    - Miscellaneous/other expenses
    - Land acquisition
- Budget amount
- Match amount: Total match for this task. If no match, put "0."

Task Personnel Grantee*

*Only required if grantee is performing work. Must be included for each Task included in the "Task" section.

- Application Task Number: Select the number that corresponds to the information input in the previous section, "Tasks."
- Position Title
- Maximum Hours (rounded to the quarter hour.)
- Maximum Hours Time Unit
- Maximum Hourly Rate (This value should be based on actual salary dollars, rounded down to the nearest penny.)
- Fringe Percent

Submittal - Grantee's Certification Statement

Before submitting, applicants must certify that:

1. This application is in all respects fair and submitted in good faith without collusion or fraud;
2. If selected through this application process, the recipient will work in good faith and in partnership with the Department of Environmental Protection to manage its subcontractors in a timely and accurate manner;
3. Any funds awarded as a result of this application process will not be used as match fund to apply for or receive other state funds without departmental review and approval;
4. The undersigned has full authority to bind the applicant.

CITY COMMISSION AGENDA ITEM
City of Fernandina Beach

SUBJECT: Resolution 2026-84
Proposal Approval — Kimley-Horn and Associates, Inc.

ITEM TYPE: Resolution (w/ fiscal impact)

REQUESTED ACTION: Consider Resolution 2026-84.

SYNOPSIS: Parks and Recreation has identified the need for a Comprehensive Parks and Recreation Master Plan to strategically guide the future development and management of parks, facilities, and programs.

The City Commission, at their March 3, 2026, regular meeting, considered Resolution 2026-31, Kimley-Horn and Associates, Inc.'s initial submission of the Comprehensive Parks and Recreation Master Plan, in the amount of $100,000, for Phase 1 and in the amount of $85,000 for Phase 2. The City Commission subsequently directed staff to reduce the project scope. Kimley-Horn and Associates, Inc. has since consolidated the Comprehensive Parks and Recreation Master Plan Needs and Priorities Assessment to include the existing parks and recreation system, existing athletic/sports field facilities, and beach access facilities and amenities, attached hereto as Exhibit A.

FISCAL IMPACT: Funds are available in the Parks Professional Services account, 0017210 53100 for Project #26014, in Fiscal Year 2025/2026, in the amount of $98,750.

CITY ATTORNEY COMMENTS: N/A

CITY MANAGER RECOMMENDATION(S): I recommend that the City Commission adopt proposed Resolution 2026-84.

Scott Mikelson, Parks and Recreation Director	06/09/2026
Kimberly Elliott-Briley, Deputy City Clerk	06/11/2026
Alisha Brown, Budget Analyst	06/11/2026
Teresa Prince, City Attorney	06/22/2026
Jeremiah Glisson, Deputy City Manager	06/24/2026
Sarah Campbell, City Manager	06/24/2026

Date: June 02, 2026

Submitted By: Kaitlyn Rivera, Parks and Recreation Deputy Director

COMMISSION ACTION: Adopt

RESOLUTION 2026-84

A RESOLUTION OF THE CITY COMMISSION OF THE CITY OF FERNANDINA BEACH, FLORIDA, APPROVING A PROPOSAL FROM KIMLEY-HORN AND ASSOCIATES, INC. FOR A PHASE 1 - NEEDS AND PRIORITIES ASSESSMENT AS PART OF THE COMPREHENSIVE PARKS AND RECREATION MASTER PLAN IN FISCAL YEAR 2025/2026 AUTHORIZING ADMINISTRATIVE CORRECTION OF SCRIVENER'S ERRORS; AUTHORIZING EXECUTION; AND PROVIDING FOR AN EFFECTIVE DATE.

WHEREAS**,** Parks and Recreation has identified the need for a Comprehensive Parks and Recreation Master Plan to strategically guide the future development and management of parks, facilities, and programs; and

WHEREAS, the City Commission, at their March 3, 2026, regular meeting, considered Resolution 2026-31, Kimley-Horn and Associates, Inc.'s initial submission of the Comprehensive Parks and Recreation Master Plan, in the amount of $100,000, for Phase 1 and in the amount of $85,000 for Phase 2. The City Commission subsequently directed staff to reduce the project scope; and

WHEREAS**,** Kimley-Horn and Associates, Inc. has since consolidated the Comprehensive Parks and Recreation Master Plan Needs and Priorities Assessment to include the existing parks and recreation system, existing athletic/sports field facilities, and beach access facilities and amenities, attached hereto as Exhibit A; and

WHEREAS, funds are available in the Parks Professional Services account, 0017210 53100, Project #26014, to complete the Comprehensive Parks and Recreation Master Plan Phase 1 - Needs and Priorities Assessment in Fiscal Year 2025/2026, in the amount of $98,750; and

WHEREAS, Kimley-Horn and Associates, Inc. is an approved consultant on the City's Consultants' Competitive Negotiation Act ("CCNA").

NOW, THEREFORE, BE IT RESOLVED BY THE CITY COMMISSION OF THE CITY OF FERNANDINA BEACH, FLORIDA, THAT:

SECTION 1. The City Commission hereby approves the proposal from Kimley-Horn and Associates, Inc. to complete the Comprehensive Parks and Recreation Master Plan Phase 1 – Needs and Priorities Assessment, in Fiscal Year 2025/2026, in the amount of $98,750, attached hereto as Exhibit A.

SECTION 2. The City Clerk and City Manager is hereby authorized to execute documents related to the Kimley-Horn and Associates, Inc. Comprehensive Parks and Recreation Master Plan Phase 1 - Needs and Priorities Assessment, upon review and approval of the City Attorney.

SECTION 3. The City Manager, or his or her designee, may administratively correct typographical and/or scrivener's errors of this Resolution which do not make substantive changes or otherwise affect

the intent of the Resolution, upon receiving approval of the City Attorney, by filing a corrected or recodified copy of same with the City Clerk.

SECTION 4. This Resolution shall take effect immediately upon its adoption.

ADOPTED this 7th day of July 2026.

CITY OF FERNANDINA BEACH

_____
JAMES ANTUN
Mayor – Commissioner

ATTEST:

_____
CAROLINE BEST
City Clerk

APPROVED AS TO FORM & LEGALITY:



_____
TERESA L. PRINCE, ESQ.
City Attorney

Mr. Scott Mickelson, Director
Parks & Recreation Department
City of Fernandina Beach, FL 32034
2500 Atlantic Ave. Fernandina Beach, FL 32034

Re: **Comprehensive Parks and Recreation Master Plan Phase 1 – Proposal**
CCNA Professional Services – 2024-174

Dear Mr. Mickelson:

Kimley-Horn is pleased to provide the following proposed scope to the City of Fernandina Beach for completion of Phase 1 of a Comprehensive Parks and Recreation Master Plan (CPRMP). The approach outlined below is based on Kimley-Horn's nationwide experience in parks and recreation planning, system assessments, and public engagement. Through this experience, we have found that organizing large-scale master planning efforts into multiple phases provides a concise and effective approach for maintaining project momentum, building consensus, and ensuring that future recommendations are grounded in documented community needs and system-wide analysis.

This scope of work is specifically focused on Phase 1 – Needs and Priorities Assessment. The purpose of Phase 1 is to establish a comprehensive understanding of the City's existing parks and recreation system, current and future community needs, level of service conditions, operational considerations, and strategic opportunities related to the city's two (2) existing recreation centers, two (2) existing pools, existing athletic/sports fields facilities, and beach access facilities and amenities.. The Phase 1 effort is intended to provide the city with a defensible, data-driven assessment and decision-making framework that will guide future capital investment discussions and implementation priorities.

Project Understanding

The following scope includes Kimley-Horn's recommended Phase 1 approach and incorporates opportunities for coordination, review, comments, and refinement throughout the assessment process. Phase 1 will conclude with a Needs and Priorities Assessment Summary Memorandum and presentation to the City Commission documenting key findings, level of service standards, operational considerations, community priorities, and strategic opportunities for future planning and implementation.

It is anticipated that completion of Phase 1 would be followed by development of a separate Phase 2 scope of services that would be informed directly by the findings, recommendations, and priorities identified during Phase 1. While the specific scope and level of effort for Phase 2 will be determined collaboratively with the city following completion of the assessment process, Phase 2 is anticipated to focus on implementation and master planning initiatives that may include:

- Development of site-specific conceptual recommendations for recreation facilities, athletic facilities, aquatic facilities, and beach access sites
- Development of Opinions of Probable Construction Cost (OPCC)
- Development of a comprehensive Strategic Plan and implementation framework
- Phased Capital Improvement Program (CIP) recommendations
- Phased operational and staffing recommendations
- Identification of funding and partnership strategies

- Development of implementation priorities and timelines
- Final Comprehensive Parks and Recreation Master Plan documentation, presentations, and adoption support

The scope of services will be completed as a task order under Kimley-Horn's Basic Ordering Agreement for Open Ended Civil Engineering Services (RFP 22-007).

PHASE 1 Scope of Work – Needs and Priorities Assessment

This phase is focused specifically on development of a comprehensive Needs and Priorities Assessment for the City's parks and recreation system. The assessment will evaluate the city's two (2) existing recreation centers, two (2) existing pools, existing athletic/sports fields facilities, and beach access facilities and amenities, with operational considerations to identify current and future community needs, level of service standards, investment priorities, partnership opportunities, and key decision points for future capital and operational planning.

The Phase 1 effort is intended to provide the City with a defensible and implementation-oriented assessment document that can guide future policy decisions, capital investments, operational strategies, and future master planning efforts.

1.1. Project Administration - In addition to the following specific services, Kimley-Horn will coordinate work with the City's Project Team through monthly coordination meetings, progress updates, and schedule monitoring throughout the duration of the assessment process. Services include:

- Monthly coordination calls
- Progress tracking and schedule management
- Coordination of data requests and review materials
- Ongoing coordination with City staff and project stakeholders

1.2. Project Kickoff Meeting - Kimley-Horn will facilitate an in-person or virtual kickoff meeting with City staff and project leadership to review:

- Project purpose, scope, and schedule
- Roles and expectations
- Key community issues and priorities
- Existing and planned capital projects
- Desired assessment outcomes and decision-making objectives
- Relevant guiding documents and previous studies

> Note: Kimley-Horn will be responsible for call logistics such as online hosting (MS Teams) and will document each call with meeting notes. Notes will be submitted to the City for documentation and review.

1.3. Guiding Documents and Base Mapping - Kimley-Horn will review existing plans, studies, GIS data, operational information, and recreation system documentation relevant to the assessment effort. Documents may include:

- Comprehensive Plan and Future Land Use Map

- Capital Improvements Program (most recent)
- Strategic Plan (City)
- Most recent conditional assessments for recreation centers and beach access facilities
- Transportation and Mobility Plans
- Stormwater and Resiliency Plans
- Existing recreation program information
- Existing partnership list and agreements
- Previous park and facility studies
- State Comprehensive Outdoor Recreation Plan (SCORP)

The City will provide GIS data as well as a list and table of the following existing park and recreation facilities information: addresses, acreage (by site), facility inventories. Kimley-Horn will coordinate with City staff on the format and verification of facility inventories prior to completing Task 1.5. Kimley-Horn will prepare GIS base mapping based upon available from the City, Nassau County, or other public sources. Mapping will identify the following elements where available:

- Existing parks and recreation facilities
- Beach access locations
- Trails (existing and planned)
- Athletic facilities
- Recreation centers
- Public and private recreation providers
- Existing and future growth areas
- Vacant or underutilized parcels

1.4. **Demographic and Recreation Trends Analysis -** Kimley-Horn will evaluate current and projected demographic and recreation trends analysis with the purpose of identifying trends which may influence recreation facility needs. The analysis may include:

- Population growth projections
- Age distribution trends
- Household composition
- Recreation participation trends
- Florida and national recreation trends
- Emerging recreation facility demands
- Tourism and beach recreation influences

Key findings will be summarized graphically through maps, charts, and comparative analysis.

1.5. **Facilities and Beach Access Performance Evaluation -** Kimley-Horn will conduct site evaluations of the city's two (2) existing recreation centers, two (2) existing pools, existing athletic/sports fields facilities, and beach access facilities and amenities. Evaluations will assess:

- Design and functionality
- Existing usage patterns
- Accessibility and connectivity
- Maintenance conditions
- User comfort and safety

- Operational effectiveness
- Deferred maintenance considerations
- Sustainability and resiliency considerations
- Opportunities for modernization or repurposing

The assessment will include inventory confirmation and observational evaluation summaries identifying opportunities, constraints, and potential capital improvement considerations. This task is intended as a planning-level evaluation and does not constitute an engineering or structural assessment.

1.6. **Level of Service Gap Analysis and Benchmarking -** Kimley-Horn will evaluate existing and future level of service (LOS) needs in comparison to NRPA and FL-SCORP benchmarks, and City goals. The analysis will include:

- Acreage-based LOS analysis
- Facility-based LOS analysis
- Existing versus projected 10-15-year needs
- GIS-based service area analysis
- Benchmark comparisons with peer coastal communities

The analysis will specifically evaluate recreation centers (SF per capita), sports fields and courts (per capita), pools (per capita), and beach access facilities (per capita and access) into the LOS access analysis.

1.7. **Public Engagement and Community Survey -** Kimley-Horn will conduct a targeted public engagement process focused on identifying community needs, priorities, and perspectives regarding the future of parks, recreation facilities, sports fields, aquatic facilities, and beach access. Public engagement activities will include:

- Up to ten (10) stakeholder interviews, each approximately 30–45 minutes in length
- Up to four (4) focus group meetings with community stakeholders and user groups; assumption is for two (2) meetings to be virtual opportunities and two (2) to be in-person in coordination with the in-person community workshop/open house.
- One (1) in-person community workshop/open house
- Online engagement opportunities and mapping exercises coordinated through the City's website and social media platforms using Kimley-Horn's Public Coordinate platform

Focus groups and stakeholder discussions may include representatives from:

- Youth athletics and sports organizations
- Seniors and active adults
- Parents and youth program participants
- Beach access and waterfront stakeholders
- Bicycle and pedestrian advocates
- Civic organizations and neighborhood representatives
- Recreation partners and community organizations

Kimley-Horn will also develop and administer an online community survey focused on identifying parks and recreation needs and priorities. The survey will be hosted through SurveyMonkey and

coordinated with staff for public advertisement by the City to include the following potential channels: city website posting(s), social media coordination, QR codes and other digital outreach, and community partner distribution.

Survey topics may include:

- Parks and recreation priorities
- Facility usage and satisfaction
- Beach access needs
- Aquatics and sports field demand
- Recreation trends and preferences
- Capital investment priorities

A final survey summary memorandum highlighting key findings and trends will be provided.

1.8. **Recreation Facility and Beach Access Strategic Recommendations -** Kimley-Horn will complete a focused evaluation of the City's highest-priority recreation facility and access system components, including:

- Atlantic Recreation Center
- MLK Jr. Recreation Center
- Existing public city pools and aquatic facilities
- Existing athletic and sports field facilities
- Existing beach access facilities and amenities

The assessment will include information specific to:

- A summary of facility performance evaluations from Task 1.5
- A summary of LOS analysis per Task 1.6
- A summary of relevant public engagement input per Task 1.7; inclusive of utilization, community demand, and community priorities
- Recommendations will include identification of factual-based and strategic opportunities derived from consultant assessment, site observations, public engagement, stakeholder discussions, and City staff input:
    - Opportunities for modernization, renovation, or replacement of existing facilities or other capital investments with budget-level capital cost estimates.
    - Evaluation of potential facility consolidation opportunities to improve operational efficiency and service delivery
    - Identification of potential expansion opportunities to address current and future community needs
    - Assessment of public/private partnership opportunities for facility development, programming, operations, or maintenance
    - Coordination opportunities with schools, non-profit organizations, athletic associations, and private recreation providers
    - Long-term operational sustainability considerations, including maintenance, staffing, programming, and lifecycle investment needs

1.9. **Needs and Priorities Assessment Summary Memorandum and City Commission Presentation -** Based on the analyses and public engagement completed during this phase, Kimley-Horn will prepare a Needs and Priorities Assessment Summary Memorandum (memo).

The memo will consist of a Word Doc with maps, pictures, charts, and/or tables as needed to illustrate key findings.

The memo will be submitted to city staff to review one (1) time. Staff will provide Kimley-Horn with consolidated written comments one (1) time. Kimley-Horn will facilitate a review of comments with the purpose of identifying needed actions for revisions. Kimley-Horn will incorporate agreed actions into a final memo. Kimley-Horn will submit the final memo as a digital PDF document.

Kimley-Horn will prepare and present the findings to the City Commission for review, discussion, and consideration of Phase 2 planning.

PHASE 1 DELIVERABLES

Deliverables will include:

- Kickoff Workshop Notes (Task 1.1)
- Guiding Documents Summary (Task 1.2)
- Base Map(s) (Task 1.3)
- Demographic and Trends Analysis (Task 1.4)
- Facilities Performance Evaluation Summary (Task 1.5)
- Level of Service Analysis Maps (Task 1.6)
- Public Engagement Summary Notes (Task 1.7)
- Online Community Survey and Summary (Task 1.7)
- Recreation Facility and Beach Access Strategic Recommendations (Task 1.8)
- Needs and Priorities Assessment Summary Memorandum (Task 1.9)
- City Commission Presentation PowerPoint (Task 1.9)

Services not included:

Any services not specifically identified in the above Scope of Services or changes to this scope requested by the City, will be considered additional services. These services, including but not limited to the following, are not included in this Agreement.

- Conceptual Master Plans of individual parks, facilities, or trails other than included in this SOW
- Illustrative graphic plans or renderings
- Financial advisory
- Translation services
- Meeting room or facilities booking and fees
- Development of mailers, notifications, or postage
- Social media hosting
- Any meetings not specifically identified above requested by the Client or on the Client's behalf by a third party to this Agreement

Additional Services

Any Additional Services requested by the City and approved in writing shall be billed and performed at our then current hourly rates. An allowance has been included in this Letter of Agreement as noted in Fees and Billings.

Information provided by City

Kimley-Horn shall be entitled to rely on the completeness and accuracy of all information provided by the Client or the Client's consultants or representatives. The Client shall provide all information requested by Kimley-Horn during the project, including but not limited to the following:

- Available GIS data, including: park and recreation facilities properties and inventory, city maintained streets, trails, libraries and civic facilities.
- Conditional assessments for recreation centers, pools, beach access facilities, or any other relevant facilities to this master plan
- Approved or draft plans or reports with implications to this project
- List of current partnerships, prior funding sources (including grants), community special events, current recreation programs and sports leagues (both adult and youth).

Schedule

The Consultant will develop a final project schedule following the Project Kick-Off Meeting with mutually agreed upon timelines during the call. The Consultant will provide these services as expeditiously as practicable with the goal of meeting the established schedule. A Preliminary Project Schedule is included as Exhibit A and will be reviewed with the Client at the Project Kick-Off Meeting.

The Consultant shall not be held responsible for any delays in time of completion resulting from the following:

- Client's failure to carry out any of their responsibilities in a timely manner.
- Approving agencies failure to provide timely approval of permits, encroachments, or other entitlement applications.
- Additional Services requested by the Client.
- Any other circumstances beyond the control of the Consultant.

Fees and Billing

The Consultant shall perform the services described herein as the Scope of Services for a lump sum fee below. Individual task amounts are informational only. Direct expenses such as express delivery services, fees, travel, and other direct expenses are included in lump sum fee. All room rentals, advertisements, and similar project fees will be paid directly by the Client.

TASK #	TASK NAME	LUMP SUM FEE
1.1	Project Administration	$4,500
1.2	Project Kickoff Workshop	$4,500
1.3	Guiding Documents and Base Mapping	$5,500
1.4	Demographic and Recreation Trends Analysis	$4,000
1.5	Facilities and Beach Access Performance Evaluation	$13,000
1.6	Level of Service Gap Analysis and Benchmarking	$8,500
1.7	Public Engagement and Community Survey	$24,000
1.8	Recreation Facility and Beach Access Strategic Recommendations	$20,500

1.9	Needs and Priorities Assessment Summary Memorandum and City Commission Presentation	$10,750
	Reimbursable Expenses	$3,500
	SUB-TOTAL	$98,750

Total Lump Sum Fee (including estimated expenses): $98,750.00

Fee Note: The Lump Sum Labor Fee below includes any sub-consultant fees and reimbursable expenses as per the CCNA 2024-174 agreement.

Lump sum fees will be invoiced monthly based upon the overall percentage of services performed. Payment will be due within 25 days of your receipt of the invoice and should include the invoice number and Kimley-Horn project number.

Kimley-Horn will not exceed the total maximum labor fee shown without authorization from the city. Individual task amounts are provided for budgeting purposes only. Kimley-Horn reserves the right to reallocate amounts among tasks as necessary.

With Kimley-Horn, you should expect more and will experience better. Should you have any questions. please contact me at (904) 420-4779 or matthew.jurney@kimley-horn.com .

ACCEPTED

City of Fernandina Beach, Florida

BY:_____

TITLE:_____

DATE:_____

KIMLEY-HORN AND ASSOCIATES, INC.

BY:_____

TITLE:_____

DATE:_____

APPROVED AS TO FORM AND LEGALITY:

Teresa L. Prince

CITY ATTORNEY

Exhibit A: Preliminary Phase 1 Schedule

Preliminary Schedule

City of Fernandina Beach

Comprehensive Parks and Recreation System Master Plan - Phase 1

Phase	Task/Objective	Aug 1	Sept 2	Oct 3	Nov 4	Dec 5	Jan 6
1	Needs & Priorities Assessment						
1.1	Project Administration						
1.2	Project Kickoff Meeting						
1.3	Guiding Documents and Base Mapping						
1.4	Demographic and Recreation Trends Analysis						
1.5	Facilities and Beach Access Performance Evaluations						
1.6	Level of Service Gap Analysis and Benchmarking						
1.7	Public Engagement and Community Survey						
1.8	Recreation Facilities and Beach Access Strategic Recommendations						
1.9	Needs and Priorities Assessment Summary						
1.10	City Commission Presentation (1st/3rd Tues)						

Delivery Work Period Public Engagement City Review

NO ACTION TAKEN

RESOLUTION 2026-31

A RESOLUTION OF THE CITY COMMISSION OF THE CITY OF FERNANDINA BEACH, FLORIDA, APPROVING A PROPOSAL FROM KIMLEY HORN FOR PHASE 1 OF THE COMPREHENSIVE PARKS AND RECREATION MASTER PLAN IN FISCAL YEAR 2025/2026 AND PHASE 2 IN FISCAL YEAR 2026/2027; AUTHORIZING ADMINISTRATIVE CORRECTION OF SCRIVENER'S ERRORS; AUTHORIZING EXECUTION; AND PROVIDING FOR AN EFFECTIVE DATE.

WHEREAS**,** Parks and Recreation has identified the need for a Comprehensive Parks and Recreation Master Plan to strategically guide the future development and management of parks, facilities, and programs; and

WHEREAS**,** Kimley Horn is an approved consultant on the City's Consultants' Competitive Negotiation Act ("CCNA") list who submitted a proposal for the Comprehensive Parks and Recreation Master Plan Phase 1 – Needs and Priorities Assessment and Phase 2 – Vision and Action Plan; and

WHEREAS**,** funds are budgeted in the Parks Professional Services account, 0017210 53100, Project #26014, for a Comprehensive Parks and Recreation Master Plan, in Fiscal Year 2025/2026, in the amount of $100,000; and

WHEREAS, contingent on funds being budgeted, funds will be available in the Parks Professional Services account, 0017210 53100, Project #26014, to complete the Comprehensive Parks and Recreation Master Plan, in Fiscal Year 2026/2027, in the amount of $85,000; and

WHEREAS, staff recommends approval of the Kimley Horn proposal for the Comprehensive Parks and Recreation Master Plan Phase 1 – Needs and Priorities Assessment in Fiscal Year 2025/2026, in the amount of $100,000; and

WHEREAS, staff recommends approval of the Kimley Horn proposal for the Comprehensive Parks and Recreation Master Plan Phase 2 – Vision and Action Plan in Fiscal Year 2026/2027, in the amount of $85,000 contingent on funds being budgeted.

NOW, THEREFORE, BE IT RESOLVED BY THE CITY COMMISSION OF THE CITY OF FERNANDINA BEACH, FLORIDA, THAT:

SECTION 1. The City Commission hereby approves the Kimley Horn proposal for the Comprehensive Parks and Recreation Master Plan Phase 1 – Needs and Priorities Assessment, in Fiscal Year 2025/2026, in the amount of $100,000, attached hereto as Exhibit A.

SECTION 2. The City Commission hereby approves the Kimley Horn proposal for the Comprehensive Parks and Recreation Master Plan Phase 2 – Vision and Action Plan, in Fiscal Year 2026/2027, in the amount of $85,000 contingent upon funds being budgeted, attached hereto as Exhibit A.

SECTION 3. The City Clerk and City Manager is hereby authorized to execute documents related to the Kimley Horn and Associates Comprehensive Parks and Recreation Master Plan Phase 1, upon review and approval of the City Attorney.

SECTION 4. The City Manager, or his or her designee, may administratively correct typographical and/or scrivener's errors of this Resolution which do not make substantive changes or otherwise affect the intent of the Resolution, upon receiving approval of the City Attorney, by filing a corrected or recodified copy of same with the City Clerk.

SECTION 5. This Resolution shall take effect immediately upon its adoption.

ADOPTED this 3rd day of March 2026.

CITY OF FERNANDINA BEACH

NO ACTION TAKEN

_____
JAMES ANTUN
Mayor – Commissioner

ATTEST:

NO ACTION TAKEN

_____
CAROLINE BEST
City Clerk

APPROVED AS TO FORM & LEGALITY:

NO ACTION TAKEN

_____
TERESA L. PRINCE, ESQ.
City Attorney

Kimley»Horn

February 2, 2026

Mr. Scott Mikelson, Director
Parks & Recreations Department
City of Fernandina Beach,
2500 Atlantic Ave. Fernandina Beach, FL 32034

Re: Comprehensive Parks and Recreation Master Plan – Proposal
CCNA Professional Services – 2024-174

Dear Mr. Mikelson:

Kimley-Horn is pleased to provide the following proposed scope to the City of Fernandina Beach for completion of a Comprehensive Parks and Recreation Master Plan. The approach outlined below is based on Kimley-Horn's nationwide experience in park and recreation planning and design with extensive public involvement. Through this experience, we have found that organizing the approach into two phases is a concise and effective way to stay on schedule and reach consensus.

The following scope includes Kimley-Horn's recommended approach and allows a "feedback loop" for review, comments and revisions at the end of each phase. Each phase concludes with an interim product, which ultimately forms the final Plan. The two phases included are:

Phase 1 – Needs and Priorities Assessment: Establishes community needs and priorities while identifying initial recommendations for parks and recreation capital improvements and best practices.

Phase 2 – Vision and Action Plan: Focus on the development of a long-term vision for the City's parks and recreation system in relations to community needs, including definition of action items for a phased approach at implementation. The cornerstone to Kimley-Horn's approach is thoughtful, diverse and inclusive public engagement. For any plan to become an actionable roadmap for the future, meaningful dialogue through a layering of methods that reach diverse audiences is required. Kimley-Horn has been working with emerging techniques and tools for many years and is able to incorporate robust public outreach as part of this project. It is anticipated that prior to the commencement of any project, a detailed discussion of expectations, goals and needs would occur which may require refinement of the following approach. We look forward to the opportunity to discuss this information further.

PHASE 1 – NEEDS AND PRIORITIES ASSESSMENT

Building a roadmap for action requires learning and listening. Kimley-Horn's planning process has been honed through decades of working with communities to create plans that bring parks to people and people to parks. Starting with a thorough review and analyses of the City's assets and goals, we focus on identifying community needs and priorities through facilitation of unique public engagement strategies.

1.1 Monthly Project Administration – In addition to the following specific services, Kimley-Horn will coordinate work with the City's Project Team on a monthly conference call. Kimley-Horn will also

monitor the project schedule as it relates to this scope contained herein and provide timely invoicing and reporting of project progress.

1.2 Project Kickoff Meetings – Kimley-Horn will conduct an online kickoff/orientation meeting with the Parks and Recreation Leadership Team (and City's Project Manager) to review and discuss:

- **1.2.1** Project Purpose, Scope, and Schedule
- **1.2.2** Project Roles and Expectations
- **1.2.3** Overview of the City's Parks and Recreation System Attributes
- **1.2.4** Needs, Priorities, Obstacles, Opportunities and Implementation Goals
- **1.2.5** Comprehensive Plan and other Guiding Documents
- **1.2.6** Focus Group Participants
- **1.2.7** Final Document Format

1.3 Base Map Development – Kimley-Horn will prepare a digital GIS base file in the MXD file format for the project study area (the study area is determined by expanding the City limits by one mile in each direction) which shall include relevant City layers and those of containing information regarding adjacent municipal/county facilities that are used by residents. Kimley-Horn will use data obtained to prepare a graphic map suitable for use in the Master Plan report and for public display. Data to be provided by City should include vacant or undeveloped City-owned parcels in addition to existing City owned or managed park sites and facilities. Sources for the GIS data shall be public and may include:

- **1.3.1** Nassau County GIS Data
- **1.3.2** Municipal Data
- **1.3.3** Private
- **1.3.4** Non-Profit
- **1.3.5** HOA

1.4 Guiding Documents Review – Kimley-Horn will review guiding documents and data provided by the City and compile an analysis of relevance to existing efforts. Sources may include the following:

- **1.4.1** Comprehensive Development Master Plan (CDMP), including Future Land Use Map.
- **1.4.2** Capital Improvements Program (Current Draft)
- **1.4.3** Strategic Plan (Latest Update)
- **1.4.4** Transportation Master Plan (Latest Edition)
- **1.4.5** Stormwater Master Plan (Latest Edition)
- **1.4.6** List of current partnerships, community special events, current recreation programs, and sports leagues (both adult and youth), program levels and schedules.
- **1.4.7** Other relevant studies, data, and information as available from such sources as the State of Florida, Nassau County, etc.

1.5 Demographic Analysis – Kimley-Horn will evaluate the latest public US Census data and projected population trends in the City including the size, character, ages, gender, ethnicity, income level, and education level. Kimley-Horn will review, identify and summarize trends, and graphically depict key findings in charts, graphs or maps that have specific relevance for park and recreation planning.

1.6 Parks and Facilities Evaluation – Kimley-Horn will conduct a series of site evaluations to observe City owned and managed park and trail sites as well as dune overwalk boardwalks. Using a criteria adapted from Project for Public Spaces (PPS) methodology for evaluating the effectiveness and performance of the public space, the criteria focus on elements that promote placemaking and high-quality lifestyles for communities. The specific criteria used for the City will be developed with input from City staff. Elements may include:

1.6.1 Design and Materials: Includes observations of the quality of design, materials, use of standards and incorporation of current codes or requirements, and the durability of space.

1.6.2 Use: Includes the observation of users or evidence of users of space, range of offerings, balance of activities and contextual consistency.

1.6.3 Maintenance: Includes observations of the quality of upkeep of space, evidence of pride in users and maintenance, and presence of deferred improvements.

1.6.4 Comfort: Includes observation of a space's first impression, comfort of users, visual attractiveness, and perception of safety.

1.6.5 Access and Connectivity: Includes observation of universal accessibility barriers, multi-modal connectivity, dominance of the space by transportation use other than pedestrian and bicycles and ease of access from surrounding areas.

1.6.6 Sustainability: As a three-part category, observations focus on social interactions and connections to surrounding neighborhoods, environmental considerations and promotion that result in net positive contributions, and economic viability and contributions.

The evaluation will use observational-based information collected to rate the performance of each park or open space, providing summaries of key successes, and opportunities for improvements. Existing conditions of park amenities will be identified and combined with observations to outline recommended capital and operational improvements tied to documented needs and community priorities.

NOTE: This evaluation is not intended to be an engineering review of the viability, integrity, or structural condition of existing facilities.

1.7 Existing and Future Level of Service Analysis and Benchmarking – Kimley-Horn will work with City staff to verify existing park level of service standards in coordination with current NRPA and SCORP standards as well as with the City's CDMP. The existing Level of Service (LOS) analysis will include acreage and facility level of service comparisons with peer communities selected in coordination with City staff. Using demographic projections analyzed before, Kimley-Horn will prepare estimated park acreage and facility needs for 5, 10 and 15-year increments. Kimley-Horn will also conduct a GIS-based Access service area analysis for each existing park based on City-wide provision of access. Drive-to (5 miles), bike-to (2 miles) and walk-to (1/2 mile) distances (based on

available GIS data for roads and streets within the City) will be identified, allowing the team to identify gaps in overall service area. Municipal and other provider information will be identified.

1.8 Recreation Programs Assessment and Analysis – The City's recreation programs and services will be evaluated through a recreation assessment process and inventory. In support of the City's efforts in developing high quality programs, the recreation assessment will provide best practice approaches to recreation program development. In coordination with the kickoff meeting, a series of up to two (2) Park and Recreation Department staff focus groups via online format (Zoom or MS Teams) will be completed to gather additional information regarding existing conditions and community needs. The consultant team will coordinate with staff to determine analysis areas that will be most useful for future programming and decision making. Recommendations will be made for a refined approach to the recreation program assessment to effectively utilize resources. Elements of the assessment may include:

1.8.1 Review of programs and services offered during the last year. Programs and services will be analyzed according in order to determine adequacy of current offerings to current and future service needs. Specific areas of analysis will include:

- Core Program Areas
- Age Segment Analysis
- User Fee Analysis
- Connection to Community Need
- Program Lifecycles
- Program Development Processes

1.8.2 Review of Similar Providers to Identify

- Inventory of Other Providers
- Opportunities for Partnerships
- Duplication of Services with Other Providers

1.9 Public Engagement – Kimley-Horn will conduct a series of focus group meetings, stakeholder interviews, and a community meeting to gather qualitative information regarding needs and priorities from residents. In coordination with the City, efforts will be made to reach diverse segments of the community including underserved populations, youth, elderly, and disabled park users and non-users to obtain input for the Master Plan. The public involvement task may include the following events:

1.9.1 Stakeholder Interviews (10): Each interview will be approximately 45 minutes in length. Interview notes will be provided for all officials and stakeholders. Community stakeholder interviews will be coordinated with Focus Groups for location and date/time.

- **City officials and stakeholders:** Mayor, Commissioners, City Manager, and directors of Parks and Recreation, Planning and Conservation, and Public Works, etc.

1.9.2 Virtual Focus Group meetings (5): Each online Focus Group will be approximately 60 minutes and includes between 6-10 participants. All meetings will be held virtually through either MS Teams or Zoom and hosted by Kimley-Horn. Focus Group topics may include:

- **Seniors / Active Adults:** Participants and Staff Leaders for Senior Programs
- **Parents and Youth:** 12 and under Representatives and Parent Participants in Department Programs, and Public Schools Representative(s)
- **Partners and Advocates:** City of Fernandina Beach, Nassau County, etc.
- **Civic Groups:** Rotary Club, Churches, HOA's, etc.
- **Connectivity:** Local Advocates from the Bike and Pedestrian Community

1.9.3 Community Meetings (1): One (1) in-person meeting. Kimley-Horn will engage residents via the project website (see Task 9.2) through a series of leadup questions and mapping exercises for those that may not be able to attend the community meetings or focus groups in person. All stakeholder interviews, focus groups, and community meetings are to occur over a single two (2) day period in order to build public excitement and participation. For each public meeting, City staff will be responsible for the arrangement of meeting logistics such as identification of focus group participants, invites, and meeting room for the in-person community meetings.

1.10 Public Engagement Website - Kimley-Horn will create a mobile-responsive website on the Public Coordinate platform in collaboration with City staff. The website will include discussion topics, survey(s), an interactive mapping feature, project schedule information and public event information, as well as digital postings of interim and final work products for public review and comment. Kimley-Horn will facilitate the development and posting of content to the project engagement website with two (2) primary phases of postings, initial and draft reviews.

1.11 Statistically Valid Survey – Kimley-Horn will coordinate with City staff during develop of an online statistically valid survey focused on identifying the parks and recreation needs and priorities of the community. A draft survey instrument will be provided to the City for review prior to administration. The online survey will be made available in English and Spanish Techniques utilized for administration of survey will include website posting and coordination with City social media accounts. The statistically valid survey will have a targeted sample size of 400 with a level of confidence of 95% and margin of error of +/- 5.0%. Final accuracy of survey will be based upon project schedule and total number of unique responds from residents. A final digital report will be provided with highlighting findings and cross tabulations.

1.12 Needs and Priorities Assessment Summary - Based on the tasks outlined above, Kimley-Horn will establish recommendations based on the analysis of existing conditions, public survey, stakeholder interviews, and analysis of data. This information, along with the results of the survey and public input, will provide the basis for determining the priority for provision of parks and recreation programs and services in the City.

PHASE I – DELIVERABLES INCLUDE:

- Kickoff Workshop Notes
- Guiding Documents Summary
- Base Maps

- Demographic Analysis
- Park Evaluation Summary
- Level of Service Analysis Maps
- Existing/Future Level of Service Benchmarks
- Recreation Programs Evaluations and Trends Summary
- Public Engagement Notes
- Public Engagement Website
- Statistically Valid Survey
- Needs and Priorities Assessment Summary and PowerPoint

PHASE 2 – VISION AND ACTION PLAN

Visioning allows us to identify future capital projects based upon residents' needs and priorities and through a goal of continuing to make the City of Fernandina Beach a premier place to live, work and play. Supported by a realistic Action Plan, this phase of work strives to align community goals with action items, funding sources, and recommendations. The primary goal during this phase is to provide the City with an implementable plan for the future that captures the community's input and generates enthusiasm.

2.1 Long Range Vision Plan- Kimley-Horn will develop a long-term vision plan for the City's Park and recreation facilities. Identification of capital projects will be based upon review of community needs and priorities, demographics projections, and public engagement. Plan will include preliminary identification of areas for parkland acquisition and development.

2.2 Visioning Workshop – Kimley-Horn will facilitate one visioning workshop with City staff, general public, special interest groups, stakeholder interviews/focus group participants, and community officials to develop a long-range vision for the City's parks, recreation, and open space system. The tentative agenda will be:

2.2.1 Assumed to be between 2 and 2.5 hours total time as a condensed version of the previous workshop.

2.2.2 A brief 10-15 minute presentation will be provided at the beginning of the workshop to highlight key Needs Assessment findings and instructions for the workshop.

2.2.3 Remaining time will be formatted as an open house format up to three (3) hands-on exercises

2.2.4 Focus Group participants will be invited.

2.3 Order of Magnitude Estimate of Probable Construction Cost - Kimley-Horn will prepare an "order-of-magnitude" opinion of probable construction costs (Excel) to implement each of the parks and/or other improvements identified during the Vision Workshop and the, including:

2.3.1 Land Acquisition (based on costs/acre provided by the City)

2.3.2 Park/Facility Development (based on comparable facilities)

2.3.3 Operations and Maintenance for proposed system (based on historic data provided by the City)

2.4 Action Plan – Kimley-Horn will develop a 10-Year Action Plan that will include strategies for improvements to the parks system, open spaces, trails and recreation facilities. The plan shall include, but not be limited to, the following:

2.4.1 Documentation of plan goals and objectives.

2.4.2 Key findings of demographic analysis.

2.4.3 An order of magnitude estimate of overall implementation and O&M costs for full Vision Plan.

2.4.4 A prioritized list of capital projects (parks, facilities and trails) based on established goals, performance evaluations, community input and trends for the parks and recreation into a 10-YR+ Capital Improvement Program (CIP) including suggested timelines. Projects must meet the City's criteria for inclusion in the CIP.

2.4.5 Identification of short-term (1-5 years); mid-term (6-10 years) and long-term (10+ years) recommendations and priorities into five-year increments through 2032+.

2.4.6 Level of Service (LOS) recommendations, including acreage, facilities and access standards and definitions.

2.4.7 A financial plan to include recommendations for cost recovery; estimated budget support, potential funding alternatives and phasing of CIP priorities.

2.4.8 Identification of park land for possible acquisition of new park sites (target areas) and open spaces to meet future needs for potential acquisition or partnership strategies.

2.4.9 Based upon Task 2.4, a set of immediate, short-term and long-term operational recommendations.

2.5 Operations and Maintenance Analysis – In alignment with the Action Plan, Kimley-Horn will assess the City's operations and maintenance of parks and recreation facilities to determine strengths and weaknesses in procedures, and ability to adequately maintain parks and facilities. Specific tasks may include elements such as:

2.5.1 Organization Structure and Staffing Levels

2.5.2 Work Order System

2.5.3 Maintenance Management System

2.5.4 Equipment and Vehicle Replacement

2.5.5 Use of Technology

2.5.6 Employee Scheduling, Training and Development

2.5.7 Sustainable Practices

2.5.8 Maintenance Standards

Kimley-Horn will complete the assessment by review of reports, budgets, and other information provided by the City as well as a series of up to two (2) staff focus groups with Department staff (individual or group). Interviews will be conducted online via MS Teams or Zoom. A memorandum of key findings and draft recommendations will be provided that will be refined through the implementation development phase of this scope.

2.6 Draft Master Plan Document – Kimley-Horn will prepare a draft Master Plan document and PowerPoint for review by City staff. The draft document will include an Executive Summary. City staff will provide Kimley-Horn with consolidated written comments which Kimley-Horn will incorporate into a final report document. Following completion of revisions, Kimley-Horn will post the final Master Plan document to the project website for review and comment by residents for a two (2) week period in lead up to presenting the plan to the City's Commission.

2.7 Parks and Recreation Leadership Team and Public Presentations – Kimley-Horn will present the draft Master Plan virtually two (2) times; one to the City's Parks and Recreation Leadership Team and a second virtual presentation for the general public for review, discussion and recommendations.

2.8 City Commission Presentation – Kimley-Horn will present the Final Master Plan to the City Commission for review, discussion and recommendation for approval/adoption. Includes up to two (2) City Commission presentations.

2.9 Final Report and Website Materials – Kimley-Horn will provide the final report in PDF format for posting to the City's website with an executive summary incorporated. Five (5) printed color copies of the final report will be provided to the City. Kimley-Horn will provide up to three (3) flash drives with project files to include MXD, InDesign, MS Word, and PDF files of the report, meeting notes, and graphic files.

PHASE II – DELIVERABLES INCLUDE:

- Long-Range Vision Plan
- Estimate of Probable Costs
- Action Plan
- Staff Interview Notes
- Operations and Maintenance Analysis
- One (1) Digital Report Document
- One (1) Digital Draft PowerPoint
- One (1) Digital Leadership Team and City Commission Presentation PowerPoint
- One (1) Digital PDF format Final Master Plan Report
- Five (5) Color Printed and Bound copies of Final Report and Executive Summary
- Three (3) Flash drives with Project Files

ADDITIONAL SERVICES

Any services not specifically identified in the above Scope of Services or changes to this scope requested by the city, will be considered additional services. These services, including but not limited to the following, are not included in this Agreement, but could be an additional service to the above Scope of Services.

- Conceptual Master Plans for individual parks, facilities, or trails.
- Illustrative graphic plans or renderings beyond what is included in this scope of work.
- Meeting room or facilities booking and fees

- Development of mailers, notifications, or postage
- Social media hosting

FEES AND BILLING

Lump Sum

Kimley-Horn will perform the services described herein as the Scope of Services for a lump sum fee of $185,000. Individual task amounts are informational only.

Fee Note: The Lump Sum Labor Fee below includes sub-consultant fees and reimbursable expenses as per the CCNA 2024-174 agreement.

PHASE 1 – NEEDS AND PRIORITIES ASSESSMENT		
TASK #	**TASK NAME**	**LUMP SUM FEE**
1.1	Monthly Project Administration	$4,500
1.2	Project Kickoff Meetings	$4,500
1.3	Base Map Development	$1,500
1.4	Guiding Documents Review	$1,500
1.5	Demographic Analysis	$1,500
1.6	Parks and Facilities Evaluation	$13,000
1.7	Existing and Future Level of Service Analysis and Benchmarking	$4,500
1.8	Recreation Programs Assessment and Analysis	$17,000
1.9	Public Engagement	$23,000
1.10	Public Engagement Website (Public Coordinate)	$10,000
1.11	Statistically Valid Survey	$12,500
1.12	Needs and Priorities Assessment Summary	$5,000
	Reimbursable Expenses	$1,500
	SUB-TOTAL	$100,000

PHASE 2 – VISION AND ACTION PLAN		
TASK #	**TASK NAME**	**LUMP SUM FEE**
2.1	Long Range Vision Plan	$10,000
2.2	Visioning Workshop	$7,000
2.3	Order of Magnitude Estimate of Probable Construction Cost	$8,000
2.4	Action Plan	$12,000
2.5	Operations and Maintenance Analysis	$15,000
2.6	Draft Master Plan Document	$15,000
2.7	Parks and Recreation Leadership Team and Public Presentations	$6,000
2.8	City Commission Presentation	$4,000
2.9	Final Report and Website Materials	$3,000
	Reimbursable Expenses	$5,000
	SUB-TOTAL	$85,000

With Kimley-Horn, you should expect more and will experience better. Should you have any questions. please contact me at (904) 420-4779 or matthew.jurney@kimley-horn.com.

Sincerely,

Matthew Jurney, PLA
Associate

Mark Shelton, AICP
Vice President

RESOLUTION 2024-174

A RESOLUTION OF THE CITY COMMISSION OF THE CITY OF FERNANDINA BEACH, FLORIDA, AWARDING RFQ 24-02 TO QUALIFIED PROFESSIONAL SERVICE FIRMS IN ACCORDANCE WITH THE STATE OF FLORIDA CONSULTANTS' COMPETITIVE NEGOTIATION ACT; AUTHORIZING THREE-YEAR CONTRACTS WITH EACH FIRM; AUTHORIZING EXECUTION; AND PROVIDING FOR AN EFFECTIVE DATE.

WHEREAS, from time to time, the City desires to consult with qualified outside professional service firms to assist the City with projects requiring civil, site, structural, coastal, or mechanical/electrical/plumbing (MEP) engineering services; surveying and mapping services; environmental/geotechnical/testing services; traffic studies/engineering; small-scale, large-scale or landscape architectural services; facilities assessments; and/or construction monitoring/observation/administration services; and

WHEREAS, the City published Request for Qualifications (RFQ) 24-02 on May 25, 2024 for professional services under the provisions of the Florida Consultants' Competitive Negotiation Act (CCNA), Florida Statutes, Chapter 287, Section 287.005, with the intent of entering into three-year continuing service contracts with qualified professionals in the above-listed fields; and

WHEREAS, the City Engineer evaluated and scored the submittals to identify the firms' qualifications based on their respective professional disciplines and experience; and

WHEREAS, staff recommends approval of the list of professional firms identified and attached hereto as Exhibit A for award of three-year contracts from October 1, 2024, through September 30, 2027.

NOW, THEREFORE, BE IT RESOLVED BY THE CITY COMMISSION OF THE CITY OF FERNANDINA BEACH, FLORIDA, THAT:

SECTION 1. The City Commission hereby approves the list of consultants, as presented in Exhibit A, for award of three-year continuing services contracts with the City of Fernandina Beach in accordance with the State of Florida's Consultants' Competitive Negotiation Act.

SECTION 2. The City Clerk and Interim City Manager are hereby authorized to execute continuing services contracts with the firms listed in Exhibit A, upon the review and approval of the City Attorney.

SECTION 3. This Resolution is effective immediately upon passage.

ADOPTED this 17th day of September, 2024.

CITY OF FERNANDINA BEACH

Bradley M. Bean

BRADLEY M. BEAN
Commissioner – Mayor

ATTEST:

Caroline Best

CAROLINE BEST
City Clerk

APPROVED AS TO FORM AND LEGALITY:

TAMMI E. BACH
City Attorney

CITY OF FERNANDINA BEACH **2024 CCNA CONSULTANT LIST** **Resolution 2024-174 Exhibit "A"**

NAME	ADDRESS	CONTACT/PHONE	SERVICES
Alliant Engineering, Inc.	10475 Fortune Parkway, Ste 101, Jacksonville, FL 32256	Curt Wimpee/904-647-5383	Civil/Site Engineering; Surveying/Mapping Services; Environmental/Geotechnical/Testing Services; Traffic Studies/Engineering
BGE, Inc.	10151 Deerwood Park Blvd, Bldg 200, Ste 200 Jacksonville, FL 32256	Tom Fallin/904-990-8383	Civil/Site Engineering; Surveying/Mapping Services; Environmental/Geotechnical/Testing Services; Coastal Engineering; Landscape Architecture
Bhide & Hall Architects, P.A.	1329-C Kingsley Ave, Orange Park, FL 32073	David Shively/904-264-1919	Small Scale Architecture; Large Scale Architecture; Construction Monitoring/Observation/Administration Services
Castle Bay Design Studio, LLC	3000 N Ponce De Leon Blvd, Suite C, St. Augustine, FL 32084	Brett Kuzoian/386-747-1370	Landscape Architecture
Chen Moore and Associates	501 Riverside Avenue #501, Jacksonville, FL 32202	Jennifer Smith/904-398-8636 x1030	Civil/Site Engineering; Landscape Architectural
Crawford, Murphy & Tilly, Inc (CMT)	7785 Baymeadows Way, Ste 200, Jacksonville, FL 32256	Greg Heaton/ 614-468-1201	Civil/Site Engineering; Structural Engineering; Coastal Engineering; Traffic Studies/Engineering; Small Scale Architectural; Facilities Assessments; Construction Monitoring/Observation/Administrative Services
CSI Geo, Inc.	2394 St Johns Bluff Rd S, Suite 200, Jacksonville, FL 32246	William Price/904-641-1993	Geotechnical/Environmental/Testing Services
DCCM (Matthews Design Group, LLC d/b/a Matthews DCCM)	7 Waldo Street, St Augustine, FL 32084	Rob Mathews/904-826-1334	Civil/Site Engineering; Surveying/Mapping; Traffic Studies; Small and Large Scale Architectural; Environmental/Geotechnical/Testing; Structural Engineering; Coastal Engineering; MEP Engineering
Dewberry Engineers Inc.	200 W Forsyth St, Ste 1100, Jacksonville, FL 32202	Amy Tracy/ 904-332-8601	Civil/Site Engineering; Coastal Engineering; MEP Engineering; Small and Large Scale Architecture; Landscape Architectural; Facilties Assessments
DRMP, Inc.	8001 Belfort Pkwy, Ste 200,, Jacksonville, FL 32256	Justin Hayes/904-224-2876	Civil/Site Engineering; Surveying/Mapping Services; Environmental Services; Structural Engineering; Coastal Engineering; Traffice Studies/Engineering; Construction Monitoring/Observation/Administration Services
Drummond Carpenter, PLLC	47 E Robinson Street, Ste 210, Orlando, FL 32804	Lee Mullon/ 407-575-8038	Civil Engineering; Environmental Services; Coastal Engineering
ECS Florida, LLC	11554 Davis Creek Ct, Jacksonville, FL, 32256	Chris Egan/904-880-0960	Geotechnical/Environmental/Testing; Facilities Assessments
Fisher Koppenhafer, PA	9104 Cypress Green Drive, Jacksonville, FL, 32256	Mike Koppenhafer/904-367-0077	Architecture
Florida Technical Consultants. LLC	2240 Woolbright Rd, Ste 400, Boynton Beach, FL 33426	James Barton/94-914-8488	Civil/Site Engineering; GIS Consulting Services
Four Waters Engineering, Inc. (4Waters)	324 E 6th Ave N, Jacksonville	Angela Bryan/ 414-2400	Civil/Environmental Engineering; Utility Infrastructure, Stormwater Systems; Site Development; Water and Wastewater Treatment Facilities; Construction
Geosyntec Consultants, Inc. (formerly ATM)	2201 NW 40th Terrace, Gainesville, FL 32605	Samuel Phlegar/386-256-1477	Coastal Engineering
Gillette & Associates, Inc.	31 S 4th St, Suite 1, Fernandina Beach, FL 32034	Asa Gillete/ 904- 261-8819	Civil Engineering; Environmental Engineering; Structural Engineering
GraceMark Consulting, LLC	8130 Bayberry Rd, Jacksonville, FL 32256	Mark Tarrance /904-607-9588	MEP Engineering; Network Architecture and Engineering; Data Center Design
Halff Associates, Inc.	9995 Gate Parkway N., Suite 200, Jacksonville, FL 32246	Michael Coffey/904-456-9802	Civil/Site Engineering; Surveying/Mapping; Environmental/Geotechnical/ Testing Services; Structural Engineering; Coastal Engineering; Traffic Studies/Engineering; Landscape Architectural; Facilities Assessment; Construction Monitoring/Administration
Hanson Professional Services Inc.	8075 Gate Parkway W, Ste 204, Jacksonville, FL 32216	David Kemp /904-737-0090	Transportation, Stormwater, Water and Wastewater, Structural, Geotechnical, Site, GIS, MEP Engineering; Environmental Services; Construction Oversight
Kimley-Horn and Associates, Inc.	12740 Gran Bay Pkwy W, Ste 2350, Jacksonville, FL 32258	Matthew Jurney/904-420-4779	Civil/Site Engineering; Surveying/Mapping; Environmental/Geotechnical/ Testing Services; Structural Engineering; Coastal Engineering; MEP Engineering; Small and Large Scale Architecture; Traffic Studies/Engineering; Landscape Architectural; Facilities Assessment; Construction Monitoring/Administration
Manzie & Drake Land Surveying	117 S 9th St, Fernandina Beach, FL 32034	Melanie Platt/904-491-5700	Surveying/Mapping Services
Marquis Latimer & Halback, Inc.	34 Cordova Street, Ste A, St Augustine, FL 32084	Jeremy Marquis/ 904-825-6747	Landscape Architecture, Planning ,Urban Design, Program Management
Meskel & Associates Engineering	3728 Phillips Hwy, Ste 208, Jacksonville, FL 32207	Rodney Mank/904-519-6990x203	Geotechnical; Environmental; Materials Testing
Moffat & Nichol	7899 Baymeadows Way, Ste 300, Jacksonville, FL 32256	Michael Herrman/904-421-7041	Civil Engineering; Construction Support Services; Marina Utilities; Marine Structural Engineering; Coastal Engineering Design & Analysis;
North Florida Professional Services, Inc.	4168 Southpoint PKWY, Suite 202, Jacksonville, FL 32216	Megan Carter/386-752-4675	General Engineering; Surveying
Olsen Associates, Inc.	2618 Herschel Street, Jacksonville, FL 32204	Albert Browder /904-387-6114	Coastal Engineering
Passero Associates, LLC	4730 Casa Cola Way, Suite 200, St Augustine, FL 32095	Andrew Holesko/904-757-6106	Civil/Site Engineering; Structural Engineering; Coastal Engineering; Small Scale Architecture; Large Scale Architecture; Facilties Assessments; Construction Monitoring/Obersation/Admenisitration Services
Pi Tech, Inc.	474423 SR 200, Fernandina Beach, FL 32034	Dennis Adams /904-310-9323	Structural Engineering; Coastal Engineering; Facilities Assessments
SAM Survey & Mapping, LLC (SAM)	9440 Phillips Highway, Suite 7, Jacksonville, FL 32256	Keith Bouffard /904-522-3772	Surveying/Mapping Services
Skanska USA Building Inc.	400 N Ashley Dr, Ste 400, Tampa, FL 33602	Curtis Elswick/540-423-2860	Construction Monitoring/Observation/Administration Services
Southeastern Surveying and Mapping Corporation (SSMC)	8641 Baypine Rd, Ste 5, Jacksonville, FL,	Rob Gardner /904-604-9023	Surveying & Mapping
SurvTech Solutions, Inc.	6919 Merrill Road, Jacksonville, FL 32277	Kevin Bowman/904-667-4310	Surveying
Terracon Consultants, Inc.	8001 Baymeadows Way Ste 1 Jacksonville	Kyle Hayes/904- 900-9464	Geotechnical Engineering;Environmental Consulting; Construction Materials Testing; Facilities Assessment
Thomas & Hutton Engineering Co	1208 Newcastle St, Ste 201, Brunswick, GA, 31520	Charles Ezelle/ 912-466-0536	Civil/Site Engineering, Landscape Architecture, Structural Engineering, Coasta Engineering, and Traffic Studies/Engineering
TIC - The Industrial Corporation	731 Kenilworth St, Jacksonville, FL 32208	Charles Hucks/912-235-4872	Civil/Site Engineering; Structural Engineering
TLC Engineering Solutions	1301 Riverplace Blvd, St 650, Jacksonville, FL 32207	Rafi Wartan /904-396-8370	MEP Engineering; Facility Assessment
Tocoi Engineering, LLC	714 North Orange Ave, Green Cove Springs, FL 32043	Laura Mahoney/904-215-1388	Civil/Site Engineering; Construction Monitoring/Observation/Support Services
Weston & Sampson Engineers, Inc.	11555 Central Parkway, Suite 10031004, Jacksonville, FL 32224	Joseph Zongol/ 518-375-2109	Environmental/Geotechnical/Testing Services; Civil Engineering; MEP Engineering
Wright-Pierce Eng	8647 Baypine Rd Bldg 1, Ste 103, Jacksonville, FL 32256	Walter Nickel /407 794-1734	General Civil

CITY COMMISSION AGENDA ITEM
City of Fernandina Beach

SUBJECT: Resolution 2026-85
Special Event Road Closures — Ritz-Carlton Mystery Lunch and Wells Fargo Company Block Party

ITEM TYPE: Resolution (w/o fiscal impact)

REQUESTED ACTION: Consider Resolution 2026-85.

SYNOPSIS: The City Commission, at their August 15, 2023, regular meeting, expressed a desire to approve special event permit applications that involve road closures.

The Pavilion submitted a special event permit application for a Wells Fargo Company Block Party on August 31, 2026, which includes the closure of Alachua Street between North 2nd Street and North 3rd Street. The Ritz-Carlton submitted a special event permit application for a Mystery Lunch on October 18, 2026, which includes the closure of Alachua Street between North 2nd Street and North Front Street.

The Special Events Committee is comprised of Parks and Recreation personnel, fire and police personnel, facilities maintenance personnel, the Downtown District Coordinator, and personnel from affected departments, as necessary based on the nature and/or location of the special event. The Special Events Committee meets with each applicant to ensure municipal Code Chapter 65 compliance requirements are met, review safety protocols and logistics, and communicate road closures to affected residents, businesses, and property owners.

FISCAL IMPACT: Special event applicants are responsible for paying costs and fees associated with holding special events in accordance with the master fee schedule and applicable Code.

CITY ATTORNEY COMMENTS: N/A

CITY MANAGER RECOMMENDATION(S): At the pleasure of the City Commission.

Scott Mikelson, Parks and Recreation Director	06/23/2026
Kimberly Elliott-Briley, Deputy City Clerk	06/24/2026
Teresa Prince, City Attorney	06/25/2026
Jeremiah Glisson, Deputy City Manager	06/26/2026
Sarah Campbell, City Manager	06/26/2026

Date: June 15, 2026

Submitted By: Kaitlyn Rivera, Parks and Recreation Deputy Director

COMMISSION ACTION: Adopt

RESOLUTION 2026-85

A RESOLUTION OF THE CITY COMMISSION OF THE CITY OF FERNANDINA BEACH, FLORIDA, APPROVING SPECIAL EVENT ROAD CLOSURES FOR THE RITZ-CARLTON MYSTERY LUNCH, OCTOBER 18, 2026, AND THE WELLS FARGO COMPANY BLOCK PARTY, AUGUST 31, 2026; AUTHORIZING ADMINISTRATIVE CORRECTION OF SCRIVENER'S ERRORS; AUTHORIZING EXECUTION; AND PROVIDING FOR AN EFFECTIVE DATE.

WHEREAS, the City Commission, at their August 15, 2023, regular meeting, expressed a desire to approve special event permit applications that involve road closures; and

WHEREAS, the Pavilion submitted a special event permit application for a Wells Fargo Company Block Party on August 31, 2026, which includes the closure of Alachua Street between North 2nd Street and North 3rd Street; and

WHEREAS, the Ritz-Carlton submitted a special event permit application for a Mystery Lunch on October 18, 2026, which includes the closure of Alachua Street between North 2nd Street and North Front Street; and

WHEREAS, the Special Events Committee is comprised of Parks and Recreation personnel, fire and police personnel, facilities maintenance personnel, the Downtown District Coordinator, and personnel from affected departments, as necessary based on the nature and/or location of the special event; and

WHEREAS, the Special Events Committee will meet with each applicant to ensure municipal code Chapter 65 compliance requirements are met, review safety protocols and logistics, and communicate road closures to affected residents, businesses, and property owners; and

WHEREAS, special event applicants are responsible for paying costs and fees associated with holding special events in accordance with the City's master fee schedule and applicable Code.

NOW, THEREFORE, BE IT RESOLVED BY THE CITY COMMISSION OF THE CITY OF FERNANDINA BEACH, FLORIDA, THAT:

SECTION 1. The City Commission hereby approves the special event road closure for the Ritz-Carlton Mystery Lunch: Alachua Street, between North 2nd Street and North Front Street, October 18, 2026,

SECTION 2. The City Commission hereby approves the special event road closure for the Wells Fargo Company Block Party: Alachua Street, between North 2nd Street and North 3rd Street, August 31, 2026.

SECTION 3. The City Manager, or his or her designee, may administratively correct typographical and/or scrivener's errors of this Resolution which do not make substantive changes or otherwise affect the intent of the Resolution, upon receiving approval of the City Attorney, by filing a corrected or recodified copy of same with the City Clerk.

SECTION 4. This Resolution shall become effective immediately upon passage.

ADOPTED this 7th day of July, 2026.

CITY OF FERNANDINA BEACH

_____
JAMES ANTUN
Commissioner – Mayor

ATTEST:

_____
CAROLINE BEST
City Clerk

APPROVED AS TO FORM & LEGALITY:



_____
TERESA L. PRINCE, ESQ.
City Attorney

SPECIAL EVENTS PERMIT APPLICATION

Please refer to the City of Fernandina Beach's ***Special Event Policies and Procedures*** before completing this application.

Applications submitted less than sixty (60) days prior to the proposed event are not accepted.

Organization Name: THE PAVILION

Applicant Name: KAITLYN BARNARD

Organization Address: 116 N. 2ND ST

City: FERNANDINA BEACH State: FL Zip Code: 32034

Applicant Phone Number: 570-854-2763

Applicant Email Address: Kait@thepavilionfb.com

Non-Profit: ☐ Yes ☒ No Tax ID # (501c3 must be attached)

Event Name: WELLS FARGO COMPANY BLOCK PARTY

Event Date(s): AUG 31, 2026

Repeat Event ☐ Yes ☒ No If yes, when?

Setup Date and Time: AUG 31, 2026 / 2:00pm

Actual Event Time (if multiple days, please list dates and hours for each day):

6:30-9:30pm

Breakdown Date and Time: AUG 31, 2026 / 10:00pm

Event Location: ALACHUA ST. (N 2ND - N 3RD)

Estimated Daily Attendance: 700

Event Description* (please provide detailed description for City website):

Event setup map must be submitted with the application

ELLS FARGO 2026 PROGRAM BLOCK PARTY - DUCKPINZ, CAFÉ KARIBO, GREGOR ACGREGORS & PAVILION. 700 PEOPLE EXP. WILL INCLUDE MUSIC, FOOD & EV, LAWN GAMES. REQUEST TO PROVIDE A SAFE STREET CLOSURE FOR PEDESTRIANS ENJOY THEIR EVENT ACTIVITIES AMONGST ALL FOUR BUSINESSES. 'RIVATE COMPANY EVENT. PLAN TO PUT TABLES/CHAIRS ETC ON ALACHUA (N 3RD - N 2ND

approved, your event will be placed on the City's website and calendar. Please specify a web link for the public garner additional information: PRIVATE EVENT

es your event require on-site emergency medical services: Yes____ No X Date/Time? ____

Please mark items requested (please see Policies and Procedures for fees):

City Power: ☐ City Water: ☐ Barricades: ☒ (how many? 4) Cones: ☐ (how many? ___)

Banner on Centre St./8th St.: ☐ ☐ Pole Banners: ☐ (how many? ___ 34 available):

Date for Banner (banners hang from Monday-Monday): _____

Main Beach Marquee: ☐ Atlantic Ave. West Facing Marquee: ☐ Atlantic Ave. East Facing Marquee: ☐

MLK, Jr West Facing Marquee: ☐ MLK, Jr. East Facing Marquee ☐

Dates for Marquee: _____

Message for Marquee (up to 16 characters per line, 4 lines):

_____ _____

_____ _____

Will alcohol be served? No: ☐ Yes: ☒ (if yes, City of FB Police presence is required)

Music (Amplified/Acoustic, etc)/Name of Band(s)/DJ: SCOTT

Will the event have food? Yes ☒ No ☐ Food Vendors: Yes ☐ No ☐
A fire extinguisher is required for each food booth. If a propane tank is used as a fuel source, it must be secured on the outside of the food booth. A Fire Inspector is required to inspect all food booths. If inspection is required after working hours or on weekends, an additional fee may be charged.

Membrane Structure: Yes ☐ No ☐ (Certificate of Insurance is required from company providing the membrane)

Tents larger than 10'x10': Yes ☐ No ☐ Name of Tent Company: _____
A Tent Permit is required for any tent over 10' x 10'. All tents must be weighted and not staked into the ground
Attach the *Certificate of Flame Resistance* for tents over 10' x 10'

Street Closures (please describe): CLOSING OFF FROM N. 3RD - N. 2ND ON ALACHUA ST

Parking Lot Closures* (please describe): PUBLIC PARKING LOT BEHIND CAFE KARIBO

**All handicapped parking must remain open for public use*

Overnight Parking: Yes ☐ No ☒ If yes, how many vehicles? _____
Any vehicle parked on City property overnight (for your event) will incur a $25.00 fee. Owner information must be provided to City of FB Police.

Public Safety:
Required Police and Fire presence will be determined by the City of Fernandina Beach Police and Fire Departments.
**In addition, The Fernandina Beach Police Auxiliary Corps (PAC) is a volunteer organization that assists in many city events with traffic control/pedestrian safety as determined by the FBPD. PAC is a community service; however, donations are encouraged and appreciated toward offsetting costs for uniforms and safety equipment.*

Are you requesting off duty police officers? Yes ☒ No ☐ Date/Time: 6:30 - 9:30pm

Day of Event Contact for Police/Fire (Name and Number): KAITLYN BARNARD/570-854-2703

RELEASE AND INDEMNIFICATION

I declare under penalty of perjury, that to the best of my knowledge and belief, the responses made herein are true and correct. If this application is approved, I understand that **I must furnish an original certificate of General Liability Insurance AND ADDITIONAL INSURED ENDORSEMENT PAGE naming the City of Fernandina Beach as additionally insured.** I understand that a City of Fernandina Beach sponsored activity has precedence over the above schedule, and I will be notified if any conflicts arise. I certify that the information in the foregoing application is true and correct to the best of my knowledge and belief that I have read, understand, and agree to abide by the rules and regulations governing the proposed special event under the City of Fernandina Beach, and I understand that this application is made subject to the rules and regulations established by the City Commission and/or the City Manager or the City Manager's designee. Applicant agrees to comply with all other requirements of the City, County, State, Federal Government, and any other applicable entity which may pertain to the use of the event venue, the payment of any and all taxes, and the conduct of the event. The City shall not be liable for the payment of any taxes. I further agree that the payment of such taxes shall not reduce any consideration paid to the City pursuant to this permit. I agree to abide by these rules and further certify that I, on behalf of the Host Organization, am also authorized to commit that organization and therefore agree to be financially responsible for any costs and fees that may be incurred by or on behalf of the event to the City of Fernandina Beach. I do further promise and hereby further agree to waive, release, absolve, and covenant not to sue the City of Fernandina Beach, its Mayor, Commissioners, employees, officers, volunteers, representatives, attorneys, and agents, for any and all claims, including claims for equitable or injunctive relief, damages, loss, or injury of any kind resulting from or in any way arising directly or indirectly out of _____

(describe event- name and dates including setup and breakdown) for which I am applying for this Special Event/Banner Permit and/or use of the City of Fernandina Beach's facility named above. THIS RELEASE INCLUDES A RELEASE FOR ANY AND ALL LOSSES OR INJURIES ARISING OUT OF ANY AND ALL NEGLIGENT OR WRONGFUL ACTS OR OMISSIONS OF THE CITY OF FERNANDINA BEACH, ITS MAYOR, COMMISSIONERS, EMPLOYEES, OFFICERS, VOLUNTEERS, REPRESENTATIVES, ATTORNEYS,
AND AGENTS. I further promise and agree to indemnify, defend, and hold harmless the City of Fernandina Beach, its Mayor, Commissioners, employees, representatives, officers, volunteers, attorneys, and agents from and against all liability, claims, and expense, including reasonable attorneys' fees and costs, in connection with any and all claims whatsoever for personal or bodily injury or death, including loss of use, or property damage of any kind and character in connection with and arising directly or indirectly out of

_____

(Describe event- name and dates including setup and breakdown) for which I am applying for this Special Event/Banner Permit and/or use of the City of Fernandina Beach's facility named above. This indemnity agreement encompasses all damages and claims, including claims for equitable or injunctive relief, arising out of the rental and/or use of the City of Fernandina Beach's facility named above. THIS RELEASE IS GIVEN AND SIGNED OF MY OWN FREE ACT AND WILL, AND I DO UNDERSTAND AND AGREE TO THE POLICIES OF THE CITY OF FERNANDINA BEACH FOR FACILITY RENTALS. FURTHERMORE, I HEREBY REPRESENT AND WARRANT THAT I HAVE THE AUTHORITY TO BIND.

Applicant Signature K Barnard Date 6/10/26

Applicant Name (printed) Kaitlyn Barnard

Location for returned security deposit (if other than what is listed above):

Address: 21 N. 3rd St, FB, FL 32034

City/State/Zip: Fernandina Beach, FL 32034


CLOSED PARKING LOT
EVENT AREA
ALACHUA ST.
STREET CLOSED
EVENT AREA
ALACHUA ST.
N. 3RD
N. 2ND

Wells Fargo Block Party
Road Closure Map

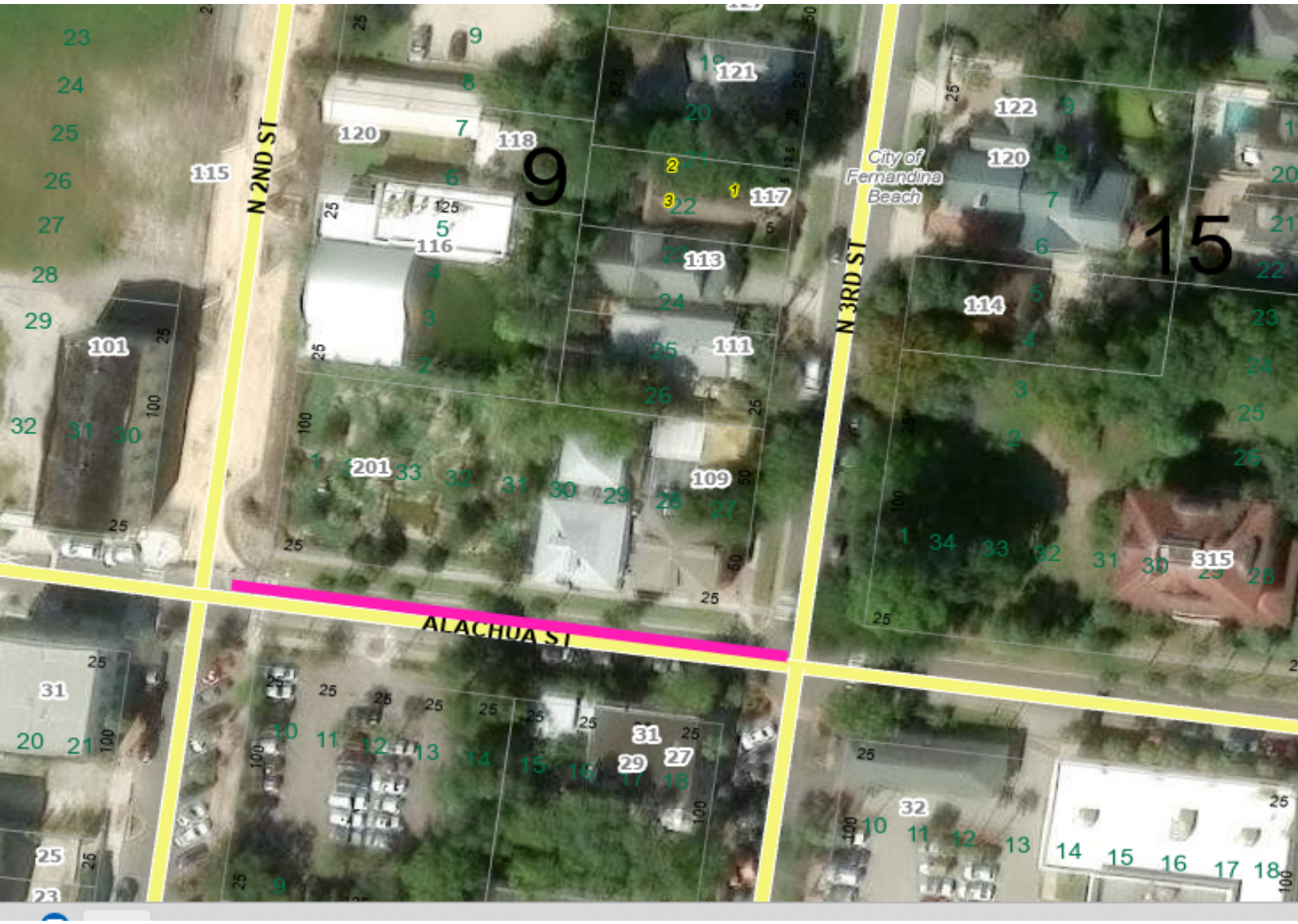

- The location of all stages, platforms, scaffolding, bleachers, grandstands, canopies, tents, and portable toilets.
- Details of all food booth and cooking area configurations, including booth identification of all vendors cooking with flammable gas or barbeque grills.
- Generator locations and/or sources of electricity.
- Identification of all event components that meet accessibility standards.
- Other related event components not listed above.

Special events permit application

Please refer to the City of Fernandina Beach's *Special Event Policies and Procedures* before completing this application.

Applications submitted less than sixty (60) days prior to proposed event are not accepted.

Organization and applicant information

Organization name:
Ethos Event Collective
Applicant name:
Anne Laxson
Organization address:
5548 First Coast Hwy
City: Fernandina Beach
State: FL
Zip code: 32034
Applicant phone number:
407-495-8842
Applicant email address:
Anne.laxson@ethoseventcollective.com

Non-profit

○ Yes ◉ No

Tax ID # (501c3 must be attached):
XX-XXXXXXX

Event details

Event name:
Ritz Carlton, Mystery Lunch
Event date(s):
October 18, 2026

Repeat event

○ Yes ◉ No

If yes, when?
Example: Annually in April

Date for banner (banners hang from Monday-Monday)
mm/dd/yyyy

☐ Main Beach marquee ☐ Atlantic Ave. West facing marquee ☐ Atlantic Ave. East facing marquee

Dates for marquee: mm/dd/yyyy
mm/dd/yyyy

Message for marquee (up to 16 characters per line, 4 lines):

Line 1 N/A

Line 2

Line 3

Line 4

Alcohol and music

Will alcohol be served? ☐ No ☑ Yes (if yes, City of FB Police presence is required)

Music (amplified/acoustic, etc.)/name of band(s)/DJ
Band (TBD)

Food

Will the event have food? ☑ Yes ☐ No Food vendors ☐ Yes ☑ No

A fire extinguisher is required for each food booth. If a propane tank is used as a fuel source, it must be secured on the outside of the food booth. A fire inspector is required to inspect all food booths. If inspection is required after working hours or on weekends, an additional fee may be charged.

Structures and tents

Membrane structure ☐ Yes ☑ No (certificate of insurance is required from company providing the membrane)

Tents larger than 10'x10' ☑ Yes ☐ No Name of tent company
TBD

A tent permit is required for any tent over 10'x10'.

All tents *must be weighted* and not staked into the ground.

Attach the *certificate of flame resistance* for tents over 10' x 10'.

Street and parking closures

Street closures (please describe)
Alachua Street (between N 2nd St and Front Street)

Additional details, if needed
(additional space if needed)

Beach as additionally insured. I understand that a City of Fernandina Beach sponsored activity has precedence over the above schedule, and I will be notified if any conflicts arise. I certify that the information in the foregoing application is true and correct to the best of my knowledge and belief that I have read, understand, and agree to abide by the rules and regulations governing the proposed special event under the City of Fernandina Beach, and I understand that this application is made subject to the rules and regulations established by the City Commission and/or the City Manager or the City Manager's designee. Applicant agrees to comply with all other requirements of the City, County, State, Federal Government, and any other applicable entity which may pertain to the use of the event venue, the payment of any and all taxes, and the conduct of the event. The City shall not be liable for the payment of any taxes. I further agree that the payment of such taxes shall not reduce any consideration paid to the City pursuant to this permit. I agree to abide by these rules and further certify that I, on behalf of the Host Organization, am also authorized to commit that organization and therefore agree to be financially responsible for any costs and fees that may be incurred by or on behalf of the event to the City of Fernandina Beach.

I do further promise and hereby further agree to waive, release, absolve, and covenant not to sue the City of Fernandina Beach, its Mayor, Commissioners, employees, officers, volunteers, representatives, attorneys, and agents, for any and all claims, including claims for equitable or injunctive relief, damages, loss, or injury of any kind resulting from or in any way arising directly or indirectly out of:

Event description

Describe event (name and dates including setup and breakdown) for which you are applying (first reference):

Ritz Carlton Mystery Lunch, October 18, 2026, 6 AM- 4 PM

for which I am applying for this Special Event/Banner Permit and/or use of the City of Fernandina Beach's facility named above. **This release includes a release for any and all losses or injuries arising out of any and all negligent or wrongful acts or omissions of the City of Fernandina Beach, its Mayor, Commissioners, employees, officers, volunteers, representatives, attorneys, and agents.**

I further promise and agree to indemnify, defend, and hold harmless the City of Fernandina Beach, its Mayor, Commissioners, employees, representatives, officers, volunteers, attorneys, and agents from and against all liability, claims, and expense, including reasonable attorneys' fees and costs, in connection with any and all claims whatsoever for personal or bodily injury or death, including loss of use, or property damage of any kind and character in connection with and arising directly or indirectly out of:

Describe event (name and dates including setup and breakdown) for which you are applying (second reference):

Ritz Carlton Mystery Lunch, October 18, 2026, 6 AM- 4 PM

for which I am applying for this Special Event/Banner Permit and/or use of the City of Fernandina Beach's facility named above. This indemnity agreement encompasses all damages and claims, including claims for equitable or injunctive relief, arising out of the rental and/or use of the City of Fernandina Beach's facility named above. **This release is given and signed of my own free act and will, and I do understand and agree to the policies of the City of Fernandina Beach for facility rentals. Furthermore, I hereby represent and warrant that I have the authority to bind.**

Applicant information

Applicant signature Anne Laxson Date 03/27/2026

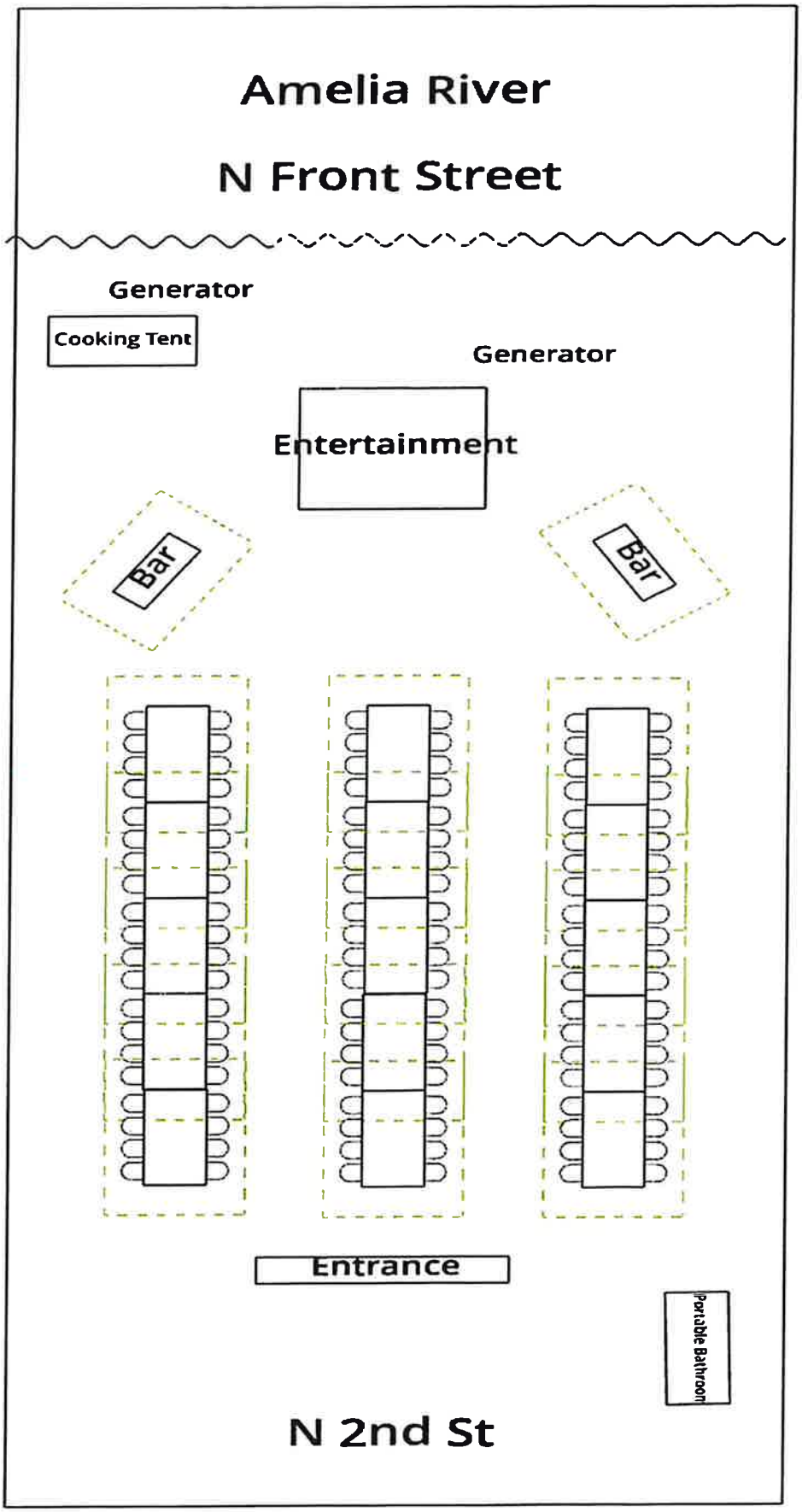
Amelia River
N Front Street
Generator
Cooking Tent
Generator
Entertainment
Bar
Bar
Entrance
Portable Bathroom
N 2nd St

Ritz-Carlton Mystery Lunch
Road Closure Map

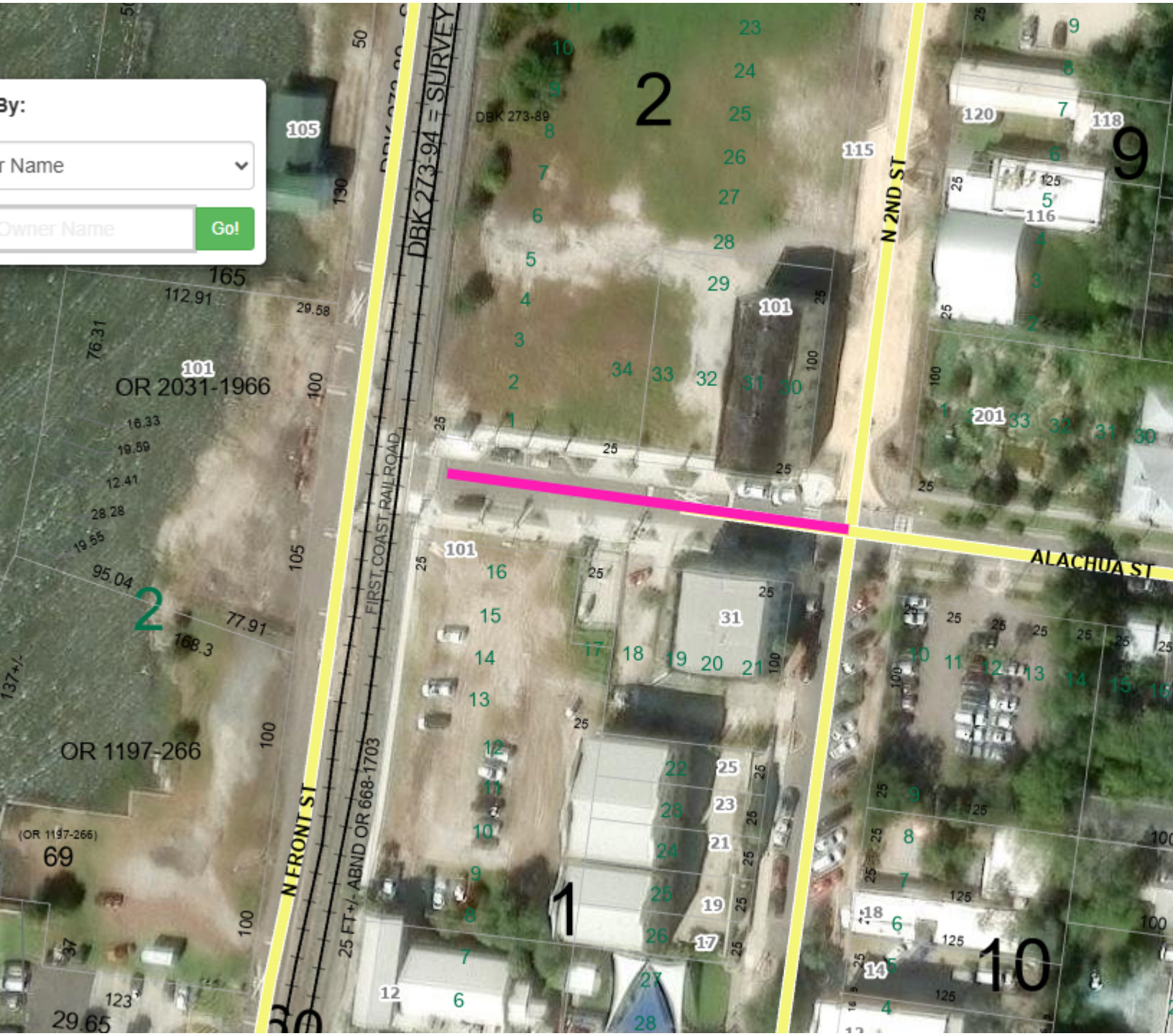

CITY COMMISSION AGENDA ITEM
City of Fernandina Beach

SUBJECT: Resolution 2026-86
Award of Request for Proposal 26-03 - Financial Advisor and Arbitrage Services Provider

ITEM TYPE: Resolution (w/ fiscal impact)

REQUESTED ACTION: Consider Resolution 2026-86.

SYNOPSIS: The City Commission, at their November 19, 2002, regular meeting adopted Resolution 2002-163 awarding financial advisory services to First Southwest Company which was later assigned to Hilltop Securities on August 30, 2016, and renewed annually per the agreement terms.

The City Commission, at their February 2, 2021, regular meeting, adopted Resolution 2021-11 entering into a five-year agreement with Hilltop Securities Asset Management, LLC to provide arbitrage and rebate calculation services for bonds and notes which expired February 2, 2026. Staff subsequently issued Request for Proposals ("RFP") 26-03 for Financial Advisor and Arbitrage Services Provider to solicit updated proposals to provide financial advice and arbitrage services which received well-qualified submittals from Hilltop Securities Inc and PFM Financial Advisors LLC.

The Evaluation Committee reviewed the submittals and unanimously recommends the award of RFP 26-03 to PFM Financial Advisors LLC.

FISCAL IMPACT: Funds will be budgeted in the appropriate City accounts annually as specific needs are identified.

CITY ATTORNEY COMMENTS: N/A

CITY MANAGER RECOMMENDATION(S): I recommend that the City Commission adopt proposed Resolution 2026-86.

Susan Carless, Comptroller	06/29/2026
Alisha Brown, Budget Analyst	06/29/2026
Kimberly Elliott-Briley, Deputy City Clerk	06/29/2026
Teresa Prince, City Attorney	06/30/2026
Jeremiah Glisson, Deputy City Manager	06/30/2026
Sarah Campbell, City Manager	06/30/2026
Annette Lumetter, Legal Assistant	06/30/2026

Date: June 29, 2026

Submitted By: Susan Carless, Comptroller

RESOLUTION 2026-86

A RESOLUTION OF THE CITY COMMISSION OF THE CITY OF FERNANDINA BEACH, FLORIDA, AWARD OF REQUEST FOR PROPOSAL 26-03 FOR FINANCIAL ADVISOR AND ARBITRAGE SERVICES PROVIDER TO PFM FINANCIAL ADVISORS LLC; AUTHORIZING ADMINISTRATIVE CORRECTION OF SCRIVENER'S ERRORS; AUTHORIZING EXECUTION; AND PROVIDING FOR AN EFFECTIVE DATE.

WHEREAS, the City Commission, at their November 19, 2002, regular meeting adopted Resolution 2002-163 awarding financial advisory services to First Southwest Company which was later assigned to Hilltop Securities on August 30, 2016, and renewed annually per the agreement terms; and

WHEREAS, the City Commission, at their February 2, 2021, regular meeting, adopted Resolution 2021-11 entering into a five-year agreement with Hilltop Securities Asset Management, LLC to provide arbitrage and rebate calculation services for bonds and notes which expired February 2, 2026; and

WHEREAS, staff subsequently issued Request for Proposals ("RFP") 26-03 for Financial Advisor and Arbitrage Services Provider to solicit updated proposals to provide financial advice and arbitrage services which received well-qualified submittals from Hilltop Securities Inc and PFM Financial Advisors LLC; and

WHEREAS, the Evaluation Committee reviewed the submittals and unanimously recommends the award of RFP 26-03 to PFM Financial Advisors LLC; and

WHEREAS, funds will be budgeted in the appropriate City accounts annually as specific needs are identified.

NOW, THEREFORE, BE IT RESOLVED BY THE CITY COMMISSION OF THE CITY OF FERNANDINA BEACH, FLORIDA, THAT:

SECTION 1. The City Commission hereby awards Request for Proposal 26-03 for Financial Advisor and Arbitrage Services Provider to PFM Financial Advisors LLC, attached hereto as Exhibit A.

SECTION 2. The City Clerk and City Manager are hereby authorized to execute all documentation related to the award of RFP 26-03, upon review and approval of the City Attorney.

SECTION 3. The City Manager, or his or her designee, may administratively correct typographical and/or scrivener's errors of this Resolution which do not make substantive changes or otherwise affect the intent of the Resolution, upon receiving approval of the City Attorney, by filing a corrected or recodified copy of same with the City Clerk.

SECTION 4. This Resolution shall become effective immediately upon passage.

ADOPTED this 7th day of July, 2026.

CITY OF FERNANDINA BEACH

_____

JAMES ANTUN
Commissioner – Mayor

ATTEST:

CAROLINE BEST
City Clerk

APPROVED AS TO FORM & LEGALITY:

TERESA L. PRINCE, ESQ.
City Attorney

Resolution 2026-86
Exhibit "A"

City of Fernandina Beach

Request for Proposals for Financial Advisor Services and Arbitrage Rebate

RFP # 26-03

June 16, 2026

PFM Financial Advisors LLC
200 South Orange Avenue, Suite 760
Orlando, Florida 32801

Jeremy Niedfeldt
Managing Director
(407) 406-5759 / niedfeldtj@pfm.com

Julie Santamaria
Director
(407) 406-5757 / santamariaj@pfm.com

June 16, 2026

City of Fernandina Beach

Request for Proposals for Financial Advisor Services and Arbitrage Rebate

RFP # 26-03

Table of Contents

1. Letter of Transmittal *1*

2. Qualifications and Availability *2*

3. Experience *23*

4. Demonstrated Knowledge *34*

5. Fees for Services *59*

Appendices 61

A. PFM's Audited Financial Statements .....

B. PFM's Florida Experience and Deal List .....

PFM Financial Advisors LLC

200 South Orange Avenue
Suite 760
Orlando, Florida 32801

407-648-2208
pfm.com

ABOUT PFM

PFM is the marketing name for a group of affiliated companies providing a range of services. All services are provided through separate agreements with each company. This material is for general information purposes only and is not intended to provide specific advice or a specific recommendation.

Financial advisory services are provided by PFM Financial Advisors LLC, a registered municipal advisor with the Securities and Exchange Commission (SEC) and the Municipal Securities Rulemaking Board (MSRB) under the Dodd-Frank Act of 2010. Swap advisory services are provided by PFM Swap Advisors LLC which is registered as a municipal advisor with both the MSRB and SEC under the Dodd-Frank Act of 2010, and as a commodity trading advisor with the Commodity Futures Trading Commission. Additional applicable regulatory information is available upon request.

Consulting services are provided through PFM Group Consulting LLC. PFM's financial modeling platform for strategic forecasting is provided through PFM Solutions LLC.

For more information regarding PFM's services or entities, please visit www.pfm.com.

1. Letter of Transmittal

Provide a brief letter of transmittal that includes the following information:
a. The proposer's understanding of the work to be performed.
b. A positive commitment to perform the service with the time period specified.
c. The names of key persons who will be the main contacts for the City.
d. Provide a statement of assurance that the firm is not presently in violation of any statutes or regulatory rules that may impact the firm's operation, including those of the Securities and Exchange Commission, Municipal Securities Rulemaking Board, National Association of Securities Dealers, etc.

June 16, 2026

Wanda Weaks, Purchasing Specialist
City of Fernandina Beach
204 Ash Street
Fernandina Beach, FL 32034

Dear Ms. Weaks:

PFM Financial Advisors LLC (PFM) appreciates the opportunity to submit our qualifications to serve as financial advisor to the City of Fernandina Beach. We are **very interested in serving as financial advisor to the City**, as we have demonstrated in our **multiple direct outreaches beginning in April 2023** to **inform the City of the savings opportunity on its 2013A Utility Bonds, request meetings, provide educational opportunities, and recommend a utility rate consultant** at the City's request. We understand that in-person connections are invaluable in establishing long-term relationships, which is why we requested meetings with the City on several occasions in hopes to meet before the issuance of this RFP.

pfm

200 South Orange Ave.
Suite 760
Orlando, Florida 32801
407-648-2208

pfm.com

Jeremy Niedfeldt and Julie Santamaria with PFM proactively contacted Fernandina Beach at least five times beginning in April 2023 to notify the City that a refunding of its Utility System Refunding Bonds, Series 2013A was generating significant savings. In 2023, 2024, 2025, and 2026, we invited staff to our complementary semi-annual virtual education seminars on government finance topics with CPE eligibility. In November 2025, PFM responded to a request from City staff for a utility rate consultant and facilitated a meeting with the consultant and the City's utility director and deputy director. A **summary of PFM's over 20 proactive communications with Fernandina Beach** to notify it of the refinancing opportunity, invite staff to our virtual educational seminars, and respond to the City's request for a recommendation of a utility rate consultant is on page 7 of this proposal.

PFM's roots in the municipal finance industry go back over 50 years.[1] As a firm that focuses on **strategic insight and forward-thinking execution**, we understand the importance of **a strong partnership**. Following are additional reasons we believe PFM is qualified to serve as financial advisor to the City.

PFM has been committed to Florida for over 30 Years. PFM serves as financial advisor to many Florida cities with similar socioeconomic profiles to Fernandina Beach, several which are included below. We routinely assist these clients in updating capital improvement programs, evaluating budgetary options, providing real estate studies to include **CRA and marina projects**, developing financial plans, evaluating stormwater and other assessment funded programs, negotiating financing terms, crafting rating strategies, monitoring refunding opportunities, negotiating P3 agreements and leading debt transactions. We have an in-depth knowledge of the issues encountered by Florida cities in today's evolving economic and legislative landscape, including **property tax reform**. This recent, relevant experience allows us to provide Fernandina Beach with multiple perspectives when providing financial advisory services, and **we will leverage this experience to benefit the City**.

Select Current PFM Florida City Clients[2]			
Boynton Beach	Boca Raton	Cocoa	Coral Springs
Daytona Beach	Delray Beach	Deltona	Fort Lauderdale
Gainesville	Groveland	Jupiter	Lakeland
Longwood	Maitland	Melbourne	Miramar
North Port	Orlando	Palm Beach	Plantation
St. Augustine	Sunrise	Tallahassee	West Palm Beach
Winter Garden	Winter Haven	Winter Park	Winter Springs

[1] Public Financial Management, Inc. (PFM, Inc.) was founded in 1975 and as of June 1, 2016, the registered municipal advisory services historically offered through former affiliate PFM, Inc. are now offered through PFM Financial Advisors LLC (PFM).
[2] Select client list as of January 2026, is for informational purposes only and does not represent an endorsement or testimonial by clients of PFM's financial advisory services.

North Florida Experience. The core PFM team committed to the City consists of senior professionals located in our Orlando office who work with many North Florida governments, including Jacksonville, St. Augustine, Tallahassee, DeFuniak Springs, Fort Walton Beach, Palatka, Lake City, Panama City, Panama City Beach, Pensacola, Destin-Fort Walton Beach Airport (VPN), Leon County, Bay County, Clay County, Columbia County, Jackson County, St. John's County, Santa Rosa County, Walton County, Bay County School District, Blueprint Intergovernmental Agency, Clay County Utility Authority, Columbia County School District, Duval County School District and Walton County School District. Our team is regularly in the Northwest Florida area and believe we can best meet our client's needs by frequent in-person communication.

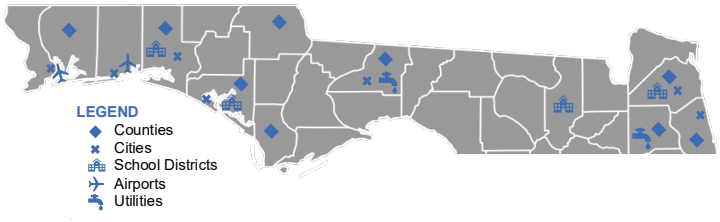

PFM's proactive approach as your strategic partner. PFM's financial advisors are invested collaborators committed to delivering tangible value to the City, and our **proactive approach** is demonstrated by our repeated outreach and commitment of resources to the City summarized on the first page of this letter. As the City considers its capital improvement needs, **PFM will work as an extension of staff** to deliver the analysis and expertise to assist policymakers in making important financial decisions. Our job is to make the City aware of all suitable options and their potential outcomes and provide a financing strategy with the lowest available cost of borrowing and consistent with the City's broader objectives. **LLS Tax Solutions Inc.**, a certified minority women-owned small business located in the Tampa Bay area, will serve as subcontractor to PFM to provide arbitrage compliance services for the City.

Track Record of Performance. PFM has ranked as the **#1 financial advisor in the country for the last 31 years** and in Florida for the last 26 years. PFM's national presence provides unparalleled resources and a depth of knowledge for our proactive **technical ability**. **PFM also completed more Florida transactions in 2025 than all of our competitors combined.**

2025 FL Municipal New Issues
Municipal Financial Advisor Ranking - Full Credit to Each Financial Advisor
Source: Ipreo

	# Issues	$ in Millions
PFM Financial Advisors LLC	73	9,207
Public Resources Advisory Group Inc	19	2,345
Kaufman Hall & Associates Inc	2	1,152
Hilltop Securities Inc	10	742
Ford & Associates Inc	6	722
Caine Mitter & Associates Inc	5	485
Building Hope Services LLC	8	236
Stephens Inc	1	235
Callowhill Capital Advisors LLC	1	184
CSG Advisors Inc	9	172

As the **largest financial advisor in Florida** based on the number of professionals providing financial advisory services, and number one financial advisor based on the number of transactions and issuance proceeds amount, PFM has demonstrated ability to meet the requirements of the City's RFP and perform the scope of work in the time specified. Our strong Florida presence over decades of work from a dedicated project team uniquely qualifies our **firm and personnel,** and our **work experience** in Florida is unmatched. Jeremy Niedfeldt and Julie Santamaria, senior financial advisors with nearly 60 years of combined experience, will serve as the lead advisors for the City. PFM is not presently in violation of any statutes or regulatory rules that may impact the firm's operation, including those of the Securities and Exchange Commission and Municipal Securities Rulemaking Board. Jeremy Niedfeldt is authorized to make representations on behalf of PFM Financial Advisors LLC.

Sincerely,

PFM Financial Advisors LLC

Jeremy Niedfeldt
Managing Director
(407) 406-5759 / niedfeldtj@pfm.com

Julie Santamaria
Director
(407) 406-5757 / santamariaj@pfm.com

2. Qualifications and Availability

Proposers must be registered with the Securities and Exchange Commission (SEC) and the Municipal Securities Rulemaking Board (MSRB).

PFM is registered as a municipal advisor with the Securities Exchange Commission (SEC) and Municipal Securities Rulemaking Board (MSRB) and is aware and undertakes requirements for individual professional registrations as well. Below is a link to the Security Exchange Commission's EDGAR system where both the Form MA (for the Firm) and Form MA-I's (for individual MA Representatives) can be retrieved.

https://www.sec.gov/cgi-bin/browse-edgar?company=pfm+financial+advisors+llc&owner=exclude&action=getcompany

PFM Financial Advisors LLC's registration number with the SEC is 867-02030 and registration number with the MSRB is K1162.

MSRB
Municipal Securities Rulemaking Board

Certificate of Current MSRB Registration

The Municipal Securities Rulemaking Board (MSRB) certifies that the organization listed below is registered with the MSRB as of October 18, 2023 02:20:49 PM ET.

Registrant's Name:	PFM Financial Advisors LLC	**Type of Registration Maintained with the MSRB:**	Municipal Advisor
MSRB ID:	K1162	**Date Registered with the MSRB:**	August 10, 2016

This certificate may be confirmed by contacting the MSRB at 202-838-1330 or by email to MSRBsupport@msrb.org

Stephanie Braddell, Product Operations Manager

©2023 Municipal Securities Rulemaking Board

1300 I Street NW, Suite 1000 | Washington, DC 20005 | 202-838-1500 | MSRB.org | EMMA.MSRB

UNITED STATES
SECURITIES AND EXCHANGE COMMISSION
WASHINGTON, D.C. 20549

OFFICE OF
THE SECRETARY

May 4, 2016

IN THE MATTER OF:

PFM Financial Advisors LLC
Two Logan Square, Suite 1600
18th & Arch Streets
Philadelphia, PA 19103-2700

SEC FILE NO.: 867-02030
Application Completion Date: May 3, 2016

ORDER GRANTING REGISTRATION PURSUANT TO SECTION 15B(a)(2) OF THE SECURITIES EXCHANGE ACT OF 1934

The above-named Applicant has completed its application with the Commission for registration as a municipal advisor pursuant to Section 15B(a)(2) of the Securities Exchange Act of 1934 (the "Act") on the above-referenced application completion date.

The Commission finds that the application contains the information prescribed under Section 15B(a)(2) of the Act and the rules thereunder. The Commission has not passed on the accuracy or adequacy of the information, and the effectiveness of Applicant's registration does not imply Commission approval or disapproval of Applicant's registration.

Accordingly, it is ORDERED, pursuant to Section 15B(a)(2) of the Act, that the Applicant's registration be, and hereby is, granted, effective forthwith.

For the Commission, by the Office of Compliance Inspections and Examinations, pursuant to delegated authority.

Brent J. Fields,
Secretary

a. Provide a statement of qualifications, abilities, experience and expertise in providing the requested services.

We want to emphasize to the City of Fernandina Beach that serving as the City's financial advisor is an extremely important engagement to PFM and **we will bring our full resources to the City with a personalized approach**. PFM is **very interested in serving as financial advisor to the Cit**y, as we have demonstrated in our **multiple direct outreaches beginning in April 2023** to **inform the City of the savings opportunity on its 2013A Utility Bonds, request meetings, provide educational opportunities, and recommend a utility rate consultant** at the City's request. We understand that in-person connections are invaluable in establishing long-term relationships, which is why we requested meetings with the City on several occasions in hopes to meet before the issuance of this RFP.

Our philosophy is to serve as part of your staff, with our project team always on call for the City. We are committed to offering the City the same high level of service we bring to other cities and municipalities in the State as demonstrated throughout this proposal. PFM has been solely focused on public finance for fifty years (2025 was the 50-year anniversary of PFM), and we continue to grow our team and capacity to serve you. **The City will have PFM's full commitment.**

Strategic Partner with the City

PFM's goal is to serve as Fernandina Beach's strategic partner and extension of staff to help achieve your specific goals. In addition to providing the full scope of services and access to affiliates that provide unique solutions beyond traditional financial advisory expertise, our approach involves partnering with our clients as outlined below:

- **Strategic Partner:**
  - Monitor legislative initiatives
  - Provide updates on new financial products/programs
  - Keep the City abreast of regulatory environment changes
- **Technical Partner:**
  - Continually update the City on changing market conditions
  - Provide superior transaction management
  - Assist with rating agency relations
  - Inform the City of new financial tools and their applicability
  - Jeremy Niedfeldt and Julie Santamaria with PFM **proactively contacted Fernandina Beach** at least five times beginning in April 2023 to notify the City that a **refunding of its Utility System Refunding Bonds, Series 2013A was generating significant savings**
- **Client Training – PFM offers:**
  - **Local training for City staff and elected officials** on Bonds 101, capital planning and reserves, debt strategies, rating agency best practices, and other public finance topics
  - Training at FGFOA and other industry conferences
  - **Annual national client training program** – virtual capital markets training for senior finance officers with eligibility for Continuing Professional Education (CPE) credits
  - **In 2023, 2024, 2025, and 2026, PFM invited Fernandina Beach's staff** to our complementary semi-annual virtual education seminars on government finance topics with CPE eligibility
  - **In April 2026, PFM invited Fernandina Beach's staff** to our webinar series with GFOA on Data Driven Decision Making: Developing a Long-Term Police Staffing Plan





PFM offers and utilizes all the resources described herein to support the City. A financial advisory contract with PFM includes:

- Continuous availability for all questions from staff and elected officials
- Assisting with drafting and updating financial and debt policies
- Reviewing City's outstanding debt and identifying refunding opportunities
- Analyzing debt capacity and providing structuring alternatives
- Assisting with development of funding sources for City's CIP
- Reviewing reports from accountants, engineers, feasibility and other consultants
- Attending meetings with staff, consultants and other professionals
- Assisting with financial presentations for public meetings and attending City Commission meetings as requested
- Providing customized rating scorecards to analyze potential effects of changes in financial position
- Assisting with rating agency meetings, presentations, and ongoing rating surveillance
- Coordinating all aspects of a financing for the City
- Assisting the City with RFPs and requests for quotes for every service involved in a transaction
- Assisting with developing an RFP for investment services for operating and capital funds if requested
- Financing/Bonds presentations to City staff and elected officials
- Annual client education sessions eligible for CPE credits

i. A description of what qualifies, financial and otherwise, to provide the City with these services for the required period of time, provide appropriate staffing, provide necessary resources, and show a history of demonstrated competence.

PFM was founded in 1975 with the mission of providing independent financial advice to state and local governments, governmental agencies and authorities in the debt issuance process and undertaking capital planning and budgeting.[3] Today, PFM has one of the largest financial advisory teams in the public finance industry, maintaining an expansive national presence. PFM currently has more than 300 employees located in 30 offices and locations across the United States.[4]



OVER 300

EMPLOYEES

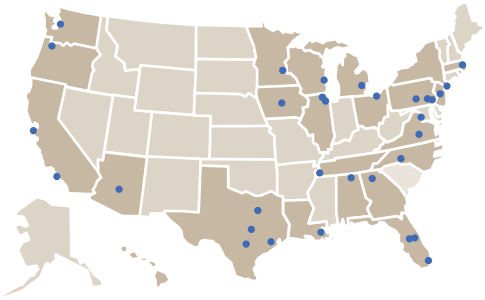

PFM Financial Advisors LLC and its affiliates are indirect, wholly-owned subsidiaries of a holding company known as PFM II, LLC. This holding company is 100% owned by the firm's Managing Directors, who set the firm's strategic direction and manage specific practice areas. As required by the Dodd-Frank Wall Street Reform and Consumer Protection Act, PFM Financial Advisors LLC is registered as a Municipal Advisor under regulations issued by the Securities Exchange Commission and the Municipal Securities Rulemaking Board. The core financial advisory services will be provided by PFM Financial Advisors LLC and will include capital

[3]PFM Financial Advisors LLC commenced operations on June 1, 2016, and all transactions prior to such date were completed through former affiliate, Public Financial Management Inc., which was founded in 1975.
[4] Number of employees, offices and locations estimated as of June 1, 2026.

planning, transaction management, debt portfolio optimization, rating strategy, and debt and financial policy development. PFM constantly strives to anticipate every client's challenge and need and has developed one of the most comprehensive service platforms in the industry. A financial advisory contract with PFM provides Fernandina Beach with access to the unique services of our affiliates outlined below, which include Management and Budget Consulting, Real Estate/Economic Development, and Treasury Consulting.[5]

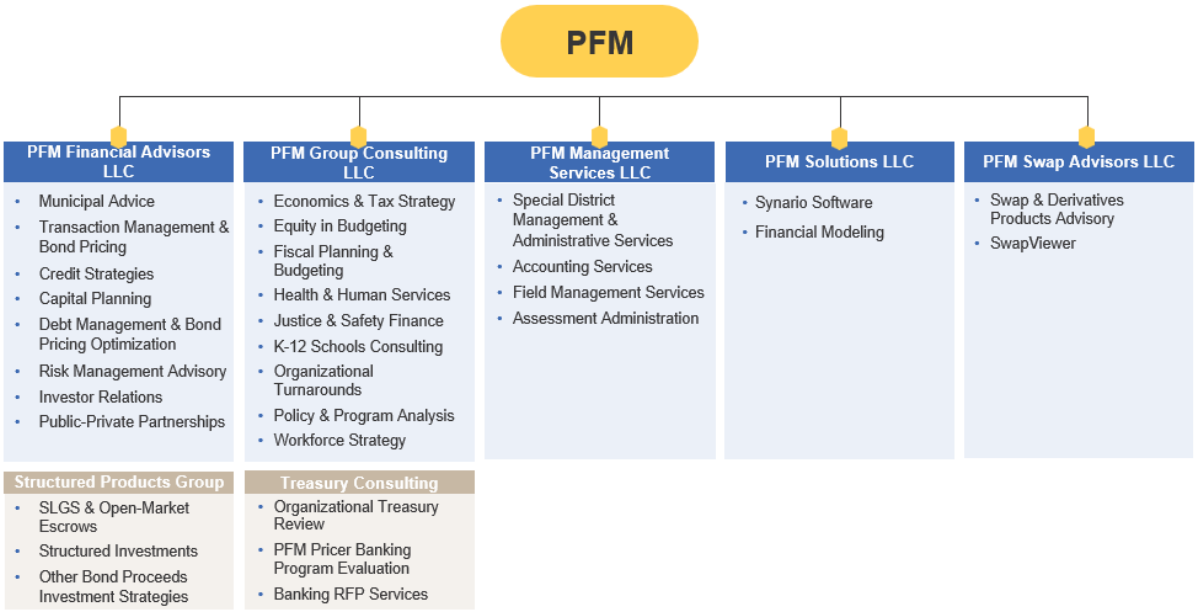

Largest Florida Financial Advisory Presence. PFM maintains **three full-time offices in Florida and eight in the southeastern United States**. The core financial advisory services for the City will be provided by **representatives based out of Orlando from PFM's 18-member Florida financial advisory team** and will consist of long-term financial planning, rating agency strategy, debt and financial policy development, financing transaction management, and debt portfolio optimization, among other services. The City and the PFM team assigned to the City have access to PFM's full national resources as needed.

Office to Provide Service:
PFM Financial Advisors LLC
200 South Orange Ave., Suite 760
Orlando, FL 32801
407-648-2208

Corporate Headquarters:
PFM Financial Advisors LLC
1735 Market Street, 42nd Floor
Philadelphia, PA 19103
215-567-6100

PFM opened its first Florida office in 1986 and has been providing independent financial advisory services to Florida issuers for over 39 years.[3] During this time, we believe we have developed an unmatched expertise in providing services to meet all the financing needs of our clients. Our **North Florida clients** include many cities and area governments such as Jacksonville, St. Augustine, Daytona Beach, Palatka, Green Cove Springs, Gainesville, Newberry, Tallahassee, Panama City, Panama City Beach, Freeport, DeFuniak Springs, Pensacola, Fort Walton Beach, Alachua, Duval County, Clay County, St. Johns County. We are fully committed to financial advisory services and have the capacity to provide the City and our Florida clients with real-time independent advice.

[5]Services provided by PFM affiliates are offered pursuant to separate agreements, including separate scope and fees.

LLS Tax Solutions Inc.

LLS Tax Solutions Inc., a certified minority women-owned small business located in the Tampa Bay area, will serve as subcontractor to PFM to provide arbitrage compliance services for the City.

Office to Provide Service:
LLS Tax Solutions Inc.
1645 Sun City Center Plz. # 5027
Sun City Center, FL 33571

LLS Tax Solutions Inc. was established in 2011 and is a certified Small Minority Women Owned CPA firm that focuses exclusively on arbitrage compliance. LLS Tax Solutions' Arbitrage Rebate team has a deep knowledge of the Internal Revenue Code and the US Treasury Regulations for arbitrage rebate requirements. The firm provides a multitude of arbitrage reports and has extensive experience with a variety of complex issue structures, including comingled funds, reserve fund allocations, variable rate issues, and transferred proceeds.

Range of Services Available to the City of Fernandina Beach

As clients' needs have evolved and expanded, PFM has developed a wide range of specialized services to assist clients. PFM Financial Advisors LLC has several affiliates that were created to provide the proper regulatory and operating structure to meet our client's evolving financial objectives. Following is a brief description of the various affiliates the City will have access to through a contract with PFM Financial Advisors:[6]

- PFM Group Consulting LLC (PFMGC): **Management and Budget Consulting** practice provides a broad range of services, including OPEB liability management, multi-year financial planning, consolidating and shared-services analysis, operational and program analysis, revenue maximization, fleet management, workforce analysis, and pension and other post-employment benefits strategies. This group has worked with South Florida cities such as Miami and Hialeah, among others.

- PFMGC's **Treasury Consulting Services** assesses a client's specific banking needs, evaluates its existing banking program, and guides the client through the rebidding process (if necessary) to help maximize services and reduce cost. In Florida, PFMGC recently worked on banking services procurement with Polk County, Hernando County, Leon County, Palm Beach Gardens, Oakland Park, Gainesville Regional Utilities, and the Broward County School District.

- PFMGC's **Economic and Real Estate Consulting** practice provides a broad range of services, including special assessment methodology (such as ad valorem, non-ad valorem, stormwater, and fire), market feasibility, economic forecasting, economic impact analysis, and fiscal impact analysis**. PFM recently assisted Fort Lauderdale in establishing a new stormwater assessment, the financing for which achieved a AAA rating from S&P in 2023. The stormwater transaction also included a Federal WIFIA loan component, which PFM assisted the City to secure.**

- PFM has extensive experience in designing and executing creative financing structures, including **Public Private Partnerships (P3)**. These transactions utilize combinations of special assessments, tax increments, and impact fees to achieve performance and lower costs. We have pioneered synthetic sales taxes called Public Improvement Fees (PIF) to help fund infrastructure for hotels and other commercial projects. PFM is currently working on or has recently advised on **P3s with Panama City (marina), Miami Beach (hotel), Vero Beach (waterfront redevelopment), Boca Raton (city hall/downtown), Lauderdale-By-The-Sea (public safety complex), and Daytona Beach (fire station). We recently helped Ft. Lauderdale implement a unique P3 for a new water treatment plant and are serving as part of the team evaluating their new City Hall redevelopment plan.** We also assisted Ft. Lauderdale in evaluating P3 financing alternatives for two fire stations, ultimately concluding that the City would save significant interest cost by issuing their own tax-exempt debt to fund the projects rather than utilizing a P3 structure for the financing.

[6]Services provided through PFM affiliates are subject to separate agreements and fees.

Proactive Outreach and Commitment of Resources to Fernandina Beach

Below is a summary of PFMs over 20 proactive communications with Fernandina Beach to notify the City of the refinancing opportunity, invite staff to our virtual educational seminars, and respond to the City's request for a recommendation of a utility rate consultant.

Summary of PFM's Proactive Communication with Fernandina Beach Since April 2023

Date	Type of Contact	Time	Direction of Contact	From	Recipient	Subject	Request / Information
4/11/2023	Email	10:02 AM	PFM to City	Julie Santamaria	Finance Director	Request for Meeting with PFM Financial Advisors on April 25	Introduced PFM as financial advisor to FL governments; requested a meeting on 4/25 while in Nassau County. Identified a current refunding of the City's Series 2013A Utility Bonds generating over $1.2M NPV savings (6.9%) and $140K in annual savings 2024-2033.
4/21/2023	Email	2:29 PM	PFM to City	Julie Santamaria	Finance Director	Request for Meeting with PFM Financial Advisors on April 25	Follow up to refunding analysis and meeting reqest
4/25/2026	In-Person Delivery	Afternoon	PFM to City	Jeremy Niedfeldt, Julie Santamaria	Finance Director, City Manager	Refunding and Market Update Analysis	Dropped off Refunding and Market Update Analyses to Finance Director's office and City Manager's Office
4/26/2023	Email	4:46 PM	PFM to City	Julie Santamaria	Finance Director, City Manager	Refinancing Opportunity for City's 2013A Utility Bonds	Followed up after dropping off materials at the City Manager's office (PFM qualifications and refinancing analysis); reiterated 2013A refunding opportunity.
10/2/2023	Email	10:24 AM	PFM to City	Julie Santamaria	Finance Director	PFM's Public Finance Seminar: Fall 2023 Session Invitation	Invited City staff to PFM's Fundamentals of Public Finance Virtual Seminar; sessions eligible for CPE credit.
1/17/2024	Email	11:10 AM	PFM to City	Julie Santamaria	Finance Director, City Manager	Refinancing Opportunity for City's 2013A Utility Bonds	Provided an updated refunding analysis; rates had declined about 1.20% over two months making a refunding of the Series 2013A bonds economical again.
3/6/2024	Email	Morrning	PFM to City	Ciara Simmons	Finance Director	PFM's Public Finance Seminar: Spring 2024 Session Invitation	Invited City staff to PFM's Fundamentals of Public Finance Virtual Seminar; sessions eligible for CPE credit.
9/30/2024	Email	Afternoon	PFM to City	Ciara Simmons	Finance Director	PFM's Public Finance Seminar: Fall 2024 Session Invitation	Invited City staff to PFM's Fundamentals of Public Finance Virtual Seminar; sessions eligible for CPE credit.
3/17/2025	Email	Afternoon	PFM to City	Ciara Simmons	Finance Director	PFM's Public Finance Seminar: Spring 2025 Session Invitation	Invited City staff to PFM's Fundamentals of Public Finance Virtual Seminar; sessions eligible for CPE credit.
9/22/2025	Email	Morrning	PFM to City	Ciara Simmons	Finance Director	PFM's Public Finance Seminar: Fall 2025 Session Invitation	Invited City staff to PFM's Fundamentals of Public Finance Virtual Seminar; sessions eligible for CPE credit.
11/4/2025	Email	11:57 AM	City to FGFOA Email List	City Senior Accountant	FGFOA Accounting/Auditing Email List	Utilities rate study	City asked for utility rate study firms beyond Raftelis/Stantec/Kimley-Horn and whether the study included an asset management plan.
11/6/2025	Email	10:40 AM	PFM to City	Jeremy Niedfeldt	City Senior Accountant	Utilities rate study	In response to City's request, PFM provided information to the City on Ryan Smith of Ryper Water (utility rate consultant); noted he would be in the area and offered to connect them.
11/7/2025	Email	4:55 PM	City to PFM	City Senior Accountant	Jeremy Niedfeldt	Utilities rate study	Thanked Jeremy; forwarded referral to City's Utilities Director and said she would speak with staff about meeting.
11/8/2025	Email	9:16 AM	Consultant to City	Ryan Smith (Ryper Water)	City Senior Accountant	Utilities rate study	Following PFM's referral, Ryan introduced himself to the City to discuss a utility rate study.
11/12/2025	Email	3:41 PM	City to Consultant	City Senior Accountant	Ryan Smith (Ryper Water)	Utilities rate study	City requested to schedule a meeting with Ryan the following week.
11/12/2025	Email	7:19 PM	Consultant to City	Ryan Smith (Ryper Water)	City Senior Accountant	Utilities rate study	Coordinating meeting for the week of November 17.
11/16/2025	Email	7:39 AM	Consultant to City	Ryan Smith (Ryper Water)	City Senior Accountant	Utilities rate study	Coordinating meeting date.
11/17/2025	Email	11:03 AM	City to Consultant	City Senior Accountant	Ryan Smith (Ryper Water)	Utilities rate study	Confirmed Thursday at 1pm worked for meeting with the Utilities Director and Deputy Director.
2/25/2026	Email	Morrning	PFM to City	Ciara Simmons	Finance Director	PFM's Public Finance Seminar: Spring 2026 Session Invitation	Invited City staff to PFM's Fundamentals of Public Finance Virtual Seminar; sessions eligible for CPE credit.
4/30/2026	Email	11:00 AM	PFM to City	Cynthia Sylva	Finance Director	PFM and GFOA's Police Staffing Webinar	Invited City staff to PFM and FGOA's Webinar Series: Data Driven Decision Making: Developing a Long-Term Police Staffing Plan

ii. A description of resources available to your firm such as access to market information, personnel with specialized knowledge, and legal expertise in the governmental (including tax exempt) field.

PFM believes that we have **unparalleled independent fiduciary resources** to keep our clients up to date on relevant market information, trends and current conditions. In addition to PFM's semi-annual client continuing education opportunities and our leadership such as our recent webinar partnership and publication with GFOA, PFM's technical resources such as our **Pricing Group, Structured Products Group**, **Quantitative Strategies Group (QSG)** and **Research Group,** are continually available to the City of Fernandina Beach. Below are summaries of these resources committed to the City.

Pricing Group. PFM's independent in-house Bond Pricing Group provides our clients an invaluable resource for market information. We offer the City a unique blend of knowledge, technical resources, and an **independent, local fiduciary perspective**. PFM is the most active financial advisor in the country and **a more frequent municipal market participant than even the largest investment banking firms.**

2025 Overall Municipal New Issues
PFM vs UW Ranking - Full Credit to Each Participant
Source: Ipreo

	# Issues	$ in Millions
PFM Financial Advisors LLC	753	103,802
BofA Securities	486	99,426
JP Morgan	350	67,242
RBC Capital Markets	398	48,743
Jefferies	474	43,785
Morgan Stanley	181	40,199
Wells Fargo	239	37,026
Goldman Sachs	74	30,738
Raymond James & Associates	636	29,861
Stifel	813	26,133

Since PFM does not underwrite municipal securities, **our pricing group is completely independent**. This independence, combined with our market-leading experience, allows PFM to provide fiduciary information on market trends, investor perspectives and our view on the appropriate structure and pricing for the City's bonds for negotiated and competitive sales. PFM's Pricing Group provides centralized access to market information and trends and leverages our knowledge of transactions firm-wide for our clients' benefit. These resources enable us to provide highly quantitative, current, and relevant market information to the City. PFM's Pricing Group uses multiple real-time and general-market data sources, which feed into proprietary models to optimally price clients' bond issues. **We have invested significantly in these pricing resources, and we do not need to canvas other underwriting desks when pricing a transaction as we provide our own market data and recommendations.**

Structured Products Group. This dedicated practice group provides comprehensive services related to the investment of bond proceeds, including the competitive procurement of structured investments, guaranteed investment contracts, and fixed income securities for escrows, construction accounts, capitalized interest funds, and reserve funds (subject to separate agreements and fees). PFM carefully considers each client's investment objectives, permitted investments, liquidity needs, and arbitrage rebate and yield restriction constraints. The SPG team draws on live market information from Bloomberg and utilizes a combination of Excel models and portfolio optimization software to develop sample portfolios and breakeven analyses to evaluate with clients. Based upon our client's feedback, we develop a customized investment strategy that may utilize any combination of United States Treasury Securities, State and Local Government Series ("SLGS"), open-market securities, structured investments, and a money market fund or local government investment pool. Structured investments and open-market securities are procured on a competitive basis that strives to get the best available pricing while also providing thorough documentation of the process conducted.

Quantitative Strategies Group. PFM provides solutions for complex financial problems through our dedicated Quantitative Strategies Group (QSG), which develops proactive models for PFM's business practices. In addition to providing ongoing support to our local and regional offices, QSG constantly monitors the municipal market for new and emerging products and strategies to develop and use for our clients. To further improve the accuracy and breadth of our leading quantitative resources, QSG maintains direct access to Bloomberg, Thomson Financial, Securities Data Corporation, Municipal Market Advisors, and other information services.

PFM's Research Group. PFM provides significant resources to keep our clients current on relevant market information and education. We offer full-time access to PFM's Municipal Advisory Research Group, which maintains an extensive library of industry publications and reports as well as news resources such as Factiva, Bond Buyer and Thomson Municipal News. In addition to our in-house technical resources, we use nationally recognized networks, database management systems, and market information repositories including Bloomberg, Refinitiv (Securities Data Corporation), Thomson Financial and Municipal Market Data, MuniStatements, Factiva, eMAXX, rating agency databases, and Municipal Market Advisors.

PFM's Municipal Advisory Research Group maintains access to the rating agency databases (Moody's, S&P, Fitch) which allows us to retrieve information such as credit/special/criteria reports, municipal financial ratio analysis (MFRA) and press releases. These resources also enable us to track municipal new issue pricings, access market interest rate scales, and monitor secondary market trading activity and holders of bonds.

Both the QSG and Municipal Advisory Research Group regularly publish whitepapers to keep our clients updated on industry trends. PFM's "Issuer Insight" is a series of short educational articles on topics of interest to our clients. We also publish special reports around such current market topics as social impact bonds, such as new GASB regulations, the Infrastructure Investment and Jobs Act (IIJA), and the Inflation Reduction Act (IRA).

Legal Support Services. With the volume of financial advisory and strategic consulting work performed by PFM, we interface and receive a considerable amount of legal support from internal and external sources. PFM's financial advisory professionals work very closely with all the major public finance bond professionals in Florida when executing various forms of financings. Additionally, we receive frequent and periodic updates from Municipal Securities Rulemaking Board (MSRB), the Securities Exchange Commission (SEC), and other publications from numerous external legal professionals along with PFM's internal legal and compliance departments.

Access to Market Information. In addition to our analytical and quantitative capabilities, we have access to leading industry market data such as Bloomberg, Ipreo's MuniAnalytics, Claritas Demographics and Municipal Market Advisors. These resources also allow us to track municipal new issue pricings, access market interest rate scales, and monitor secondary market trading activity and holders of bonds.

Using these resources, we will provide highly quantitative, current, and relevant market information to the City. PFM believes that we have **unparalleled independent fiduciary resources** to keep our clients up to date on relevant market information, trends and current conditions.

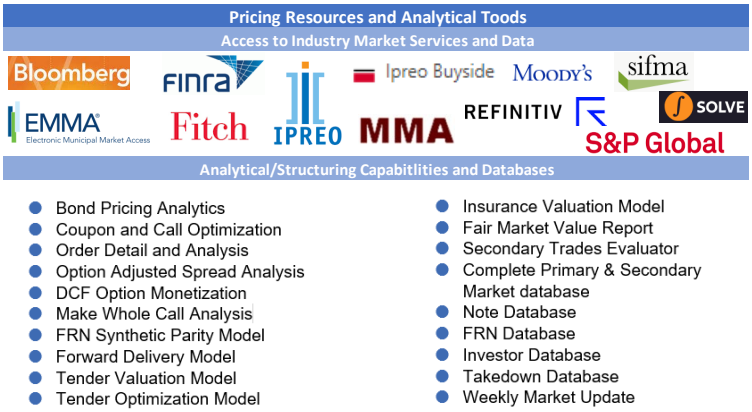

Arbitrage Rebate Services Through LLS Tax Solutions Inc. PFM has partnered with LLS Tax Solutions (LLS) to provide arbitrage rebate resources to Fernandina Beach. LLS is a certified women-owned small business based in Florida that focuses exclusively on arbitrage compliance. The firm provides a multitude of arbitrage reports, serving a long list of municipal issuers in Florida and many states across the nation. LLS's goal is to exceed the expectations of every client by offering outstanding service, flexibility, and accuracy of work, making arbitrage compliance administratively easy for LLS's clients.

The core competencies of LLS committed to the City as its arbitrage rebate provider include:

- Analyze data in complex source documents
- Assess exceptions to rebate requirements
- Determine and account for gross proceeds
- Track and calculate earnings from investment of bond proceeds
- Bond yield calculation
- Calculation of investment yield
- Uncomingling of funds
- Allocate transferred proceeds
- Calculation and determination of arbitrage rebate
- Preparation of Form 8038T
- Bond counsel consultation

DebtBook. PFM recently entered into a strategic partnership with DebtBook, a leading provider of debt, treasury management, and financial report software for the public sector.[7] The partnership combines PFM's sector leadership and forward-looking approach with DebtBook's modern debt, treasury management, and financial reporting platform to help governments and nonprofits harness the power of technology and responsible use of artificial intelligence to solve their most important challenges.

The collaboration represents a shared vision between PFM, our financial modeling business Synario, and DebtBook to empower public sector organizations with modern financial tools that drive efficiency, transparency, and long-term impact. DebtBook has applications which support PFM's clients' debt, cash, and investment management practices. Together, PFM and DebtBook will develop resources to help clients manage through revenue volatility (economic or legislative) and optimize cash and debt management.

[7] DebtBook services are subject to separate agreements and fees with DebtBook.

b. Identify key persons to be responsible for this contract, primary and backup.

The PFM team has the time, availability, and resources to provide prompt, sound, and quality financial advisory services to the City, as evidenced by our years of service with our clients throughout Florida. Your dedicated engagement manager, Jeremy Niedfeldt, has assembled a project team led by Julie Santamaria for this engagement based on the type of project and expertise needed, which enables you to leverage our capacity and expertise for the highest levels of service and availability. Our approach ensures personalized client coverage, and we encourage you to reach out to our client references to confirm this based on their experience.

It's PFM's goal to **serve as an extension of City staff**, and our resources committed to the City ensure timely responses to all of the City's needs. Emails and phone calls are usually returned within an hour and analytical requests for routine numbers are typically provided the same day. PFM's goal is to be as involved with the City as possible, with communication as frequently as the City would like. Members of our team committed to the City are always available on short notice either in person or virtually, particularly given the size of our Florida staff.

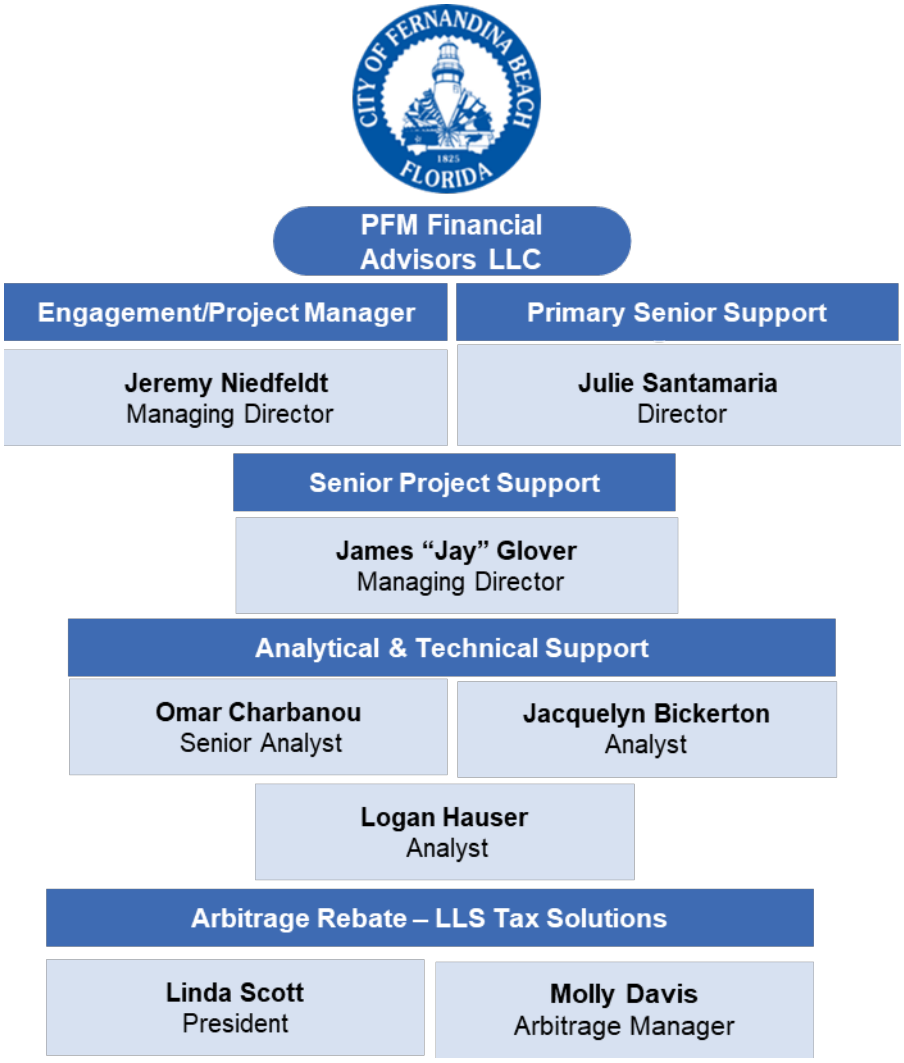

Core Advisory Team

Jeremy Niedfeldt, Managing Director in PFM's Orlando office, will serve as **Engagement/Project Manager** contact for this engagement. Jeremy has been serving municipal clients as part of the PFM team for 20 years. He has experience advising on long term capital planning projects, comprehensive modeling for specific client engagements, and complex debt structuring programs. Jeremy is a Municipal Advisor Representative (Series 50).

James "Jay" Glover, Managing Director in PFM's Orlando office, will serve as **Senior Project Support** for this relationship. He has been providing financial advisory services to Florida local governments for over 25 years. He specializes in Florida municipal finance for cities, counties, school districts, and a variety of authorities. Jay is a Municipal Advisor Representative (Series 50) and Municipal Advisor Principal (Series 54). As a Series 54 holder, Mr. Glover oversees PFM's compliance efforts for the Florida team.

Julie Santamaria, Director in the Orlando office, will also provide **Primary Senior Project Support** for this engagement. Julie has over 30 years of experience in Florida municipal finance and is a Municipal Advisor Representative (Series 50).

Omar Charbanou, Senior Analyst, **Jackie Bickerton**, Analyst, and **Logan Hauser**, Analyst in the Orlando office, will provide Analytical and Technical Support for the engagement. They are all Municipal Advisor Representatives (Series 50).

Arbitrage Rebate Services

Linda Scott, CPA and President of **LLS Tax Solutions Inc**., a certified women-owned small business located in the Tampa Bay area, and her team member **Molly Davis**, and will provide arbitrage compliance services. Linda is a certified public accountant licensed in the state of Florida and the leading technical specialist of LLS Tax Solutions Inc. with more than thirty years of arbitrage experience.

i. Provide resumes detailing education and experience.

Resumes for the PFM and LLS team are included on the following pages.

Jeremy Niedfeldt, Managing Director
PFM Financial Advisors LLC



Jeremy Niedfeldt is a Managing Director in the Orlando office and will serve as the Engagement Manager. Jeremy will provide transaction management support for the City's engagement and coordinate the firm's analytical and technical services.

Jeremy has been serving Florida municipal clients as part of the PFM team for 20 years and has experience advising on long term capital planning projects, comprehensive modeling for specific client engagements, and complex debt structuring programs. His efforts are primarily focused on general municipal issuers such as cities, counties and local agencies. He is a technical analyst at the core and enjoys the challenge of creating innovative solutions to meet clients' needs by providing specific and unique advice. Jeremy has provided transaction management through a variety of financing alternatives, including negotiated and competitive public bond offerings, privately placed bank loans, floating rate notes, commercial paper programs and lines of credit. His experience includes the use of credit facilities to secure variable rate debt, credit enhanced fixed rate debt and derivative products.

Jeremy has served as financial advisor to Florida cities such as Alachua, Casselberry, Daytona Beach, DeBary, DeFuniak Springs, Fort Meade, Fort Walton Beach, Green Cove Springs, High Springs, Jacksonville, Leesburg, Mexico Beach, Newberry, North Port, Oldsmar, Palatka, Panama City Beach, Sebring, Springfield, Tallahassee and Vero Beach; and the Town of Palm Beach. He has worked with Florida counties such as Alachua, Bay, Clay, DeSoto, Duval, Gulf, Highlands, Jackson, Lake, Leon, Okeechobee, Orange, Osceola, Santa Rosa, Walton and Washington. He has also worked with agencies and special districts such as Alachua County Library District, Blueprint Intergovernmental Agency, Clay County Utility Authority, Palm Beach County Solid Waste Authority, and the South Florida Water Management District.[8]

Prior to graduating from college, Jeremy served our country as a Sergeant in the US Army as a first line supervisor and radar technician. Jeremy graduated summa cum laude from the University of Florida with a bachelor's degree in Finance and received his Master of Business Administration Degree from the University of Florida. He has served as a Director for not-for-profits and community Boards. Jeremy is a Municipal Advisor Representative (Series 50).

Office Location

200 S. Orange Avenue
Suite 760
Orlando, FL 32801

Contacta Information

niedfeldtj@pfm.com

407.406.5759 (office)

Education

Master of Business Administration
University of Florida

Bachelor of Science in Finance
University of Florida

Professional Designations or Licenses

Municipal Advisor Representative (Series 50)

Years with PFM

20 Years

Years of Experience

25 Years

[8]Client list as of September 1, 2025, is for informational purposes only and does not represent an endorsement or testimonial by clients of PFM's financial advisory services.

Julie Santamaria, Director
PFM Financial Advisors LLC



Julie Santamaria joined PFM in 2023 and has over 30 years of experience in municipal finance. She has been involved in numerous financings for counties, cities, and other governmental entities throughout Florida totaling over $20 billion. Ms. Santamaria's current financial advisory clients include Panama City, Pensacola, DeLand, Bradenton, Cape Coral, Lakeland, Lauderhill, Weston, Homestead, Tamarac, Jupiter, Jupiter Island, Jupiter Inlet Colony, Davie, Marathon, Oakland Park, Hernando County, Lee County, Polk County, Fort Pierce Utilities Authority, Polk Regional Water Cooperative, Space Florida, and the University of Florida Athletic Association.[9]

Julie has served as financial advisor or underwriter on numerous types of financings in addition to traditional fixed rate bonds and bank loans, including State Revolving Fund (SRF) loans, WIFIA loans, bond anticipation notes, variable rate demand notes, publicly and privately placed floating rate notes, commercial paper, lines of credit, taxable advance refundings, Cinderella refundings, and cash optimizations. She has participated in numerous project financings utilizing covenant to budget and appropriate, general governmental pledged revenues, special taxes such as gas taxes, sales taxes and tourist development taxes, tax increment revenues, special assessments, fire assessments and enterprise funds.

Julie has extensive experience working with governments on capital improvement plans and enterprise funds such as water, wastewater, stormwater, solid waste, and gas utilities, airports, marinas, seaports, parking systems and convention centers. Julie regularly works with utility rate consultants to optimize funding plans and minimize the impacts of new projects to ratepayers. She has analyzed public-private partnerships as financial advisor for a marina, hotels, parking garages, wastewater treatment systems, and a courthouse. She is currently serving as financial advisor to Panama City on its Downtown Marina P3 development.

Prior to joining PFM, Julie was a financial advisor and investment banker with RBC Capital Markets serving clients in Florida and Texas. She has served as Board Member, Treasurer, and Assistant Treasurer for the National Women in Public Finance and is a Founding Member of the Florida Women in Public Finance.

Office Location

200 S. Orange Avenue
Suite 760
Orlando, FL 32801

Contact Information

santamariaj@pfm.com
727.421.6057 (cell)

Education

Master of Business Administration
Stetson University

Bachelor of Science
University of Florida

Professional Designations or Licenses

Municipal Advisor Representative (Series 50)

Years with PFM

2 Years

Years of Experience

32 Years

[9]Client list includes clients served while at a prior firm. List is for informational purposes only and does not represent an endorsement or testimonial by clients of PFM's financial advisory services.

James “Jay” Glover, Managing Director
PFM Financial Advisors LLC



Jay has assumed an active role in providing project management services to clients throughout the Southeast. He has taken an active role in working with clients on new money issuances, refundings, pooled financings, conduit borrowings, derivative products analyses, and innovative financing solutions.

The clients that Jay serves are located primarily in Florida and include cities, counties, school districts, and a variety of authorities. His project finance experience includes water and sewer, economic development, transportation, sports venues, education, public power, solid waste, pension bonds and special assessment programs. Local governments for which Jay currently serves as project manager are the cities of Port St. Lucie, Marco Island, Melbourne, Titusville, Cocoa Beach, St. Petersburg, Gainesville, Boca Raton, Boynton Beach, Ormond Beach, Delray Beach, Coral Gables, Winter Garden and Winter Park; the counties of Brevard, Volusia, Lake, Seminole, Sarasota, Orange, Marion, Flagler, St. Johns, and St. Lucie; and the School Districts of Volusia County, Sarasota County, and Seminole County[10].

Mr. Glover has expertise in conducting competitive bond sales and negotiating pricings for both tax-exempt and taxable new money and refunding bond issues. Since joining PFM in 2000, Mr. Glover has served as project manager on over 500 transactions with a total par amount of over $15 billion[11].

Mr. Glover has worked with Orange County, Florida to help improve its implied general obligation ratings to AAA from Fitch and Kroll, its tourist development tax ratings to AA/Aa2/AA- from Fitch, Moody’s and S&P and its water and sewer system ratings to AAA from S&P and Fitch.

Jay is a past speaker for the Florida Association of Counties, Florida School Finance Officers Association, Florida Government Finance Officers Association and other industry consortia. He is a Municipal Advisor Representative (Series 50) and Municipal Advisor Principal (Series 54).

Office Location

200 S. Orange Avenue
Suite 760
Orlando, FL 32801

Contact Information

gloverj@pfm.com
407.406.5760 (office)

Education

Master of Business Administration
University of South Carolina

Bachelor of Science in Business Administration
College of Charleston

Professional Designations or Licenses

Municipal Advisor Representative (Series 50)

Municipal Advisor Principal (Series 54)

Years with PFM

25 Years

Years of Experience

25 Years

[10]Client list as of September 1, 2025, is for informational purposes only and does not represent an endorsement or testimonial by clients of PFM’s financial advisory services
[11]Source: PFM internal records.

Omar Charbanouo, Senior Analyst
PFM Financial Advisors LLC



Omar joined PFM in 2023, working in the Orlando office as a financial advisory Analyst. In this role, he performs quantitative and scenario analysis regarding the sizing, structuring, timing, and pricing of new money municipal issuances, as well as performing refunding analysis on outstanding debt issuances. He assists his team in the general government sector, preparing these analyses, as well as marketing and proposal reports, for current and potential clients.

Before joining PFM, Omar worked as an educator and administrator in private education. Omar earned a Bachelor of Science in Business Administration from the University of Florida. He is a Municipal Advisor Representative (Series 50).

Office Location

200 S. Orange Avenue
Suite 760
Orlando, FL 32801

Contact Information

charbanouo@pfm.com
407.406.5767 (office)

Jacquelyn “Jackie” Bickerton, Analyst
PFM Financial Advisors LLC



Jackie joined PFM in 2025, working in the Orlando office as a financial advisory Analyst. In this role, she performs quantitative and scenario analysis regarding the sizing, structuring, timing, and pricing of new money municipal issuances, as well as performing refunding analysis on outstanding debt issuances. She assists her team in the general government sector, preparing these analyses, as well as marketing and proposal reports, for current and potential clients.

Prior to joining PFM, Jackie spent over 7 years in the financial services sector, providing brokerage transactional support to wealth management advisors and their clients. Jackie earned a Bachelor of Science in Business Administration in Finance from Auburn University. She is a Municipal Advisor Representative (Series 50).

Office Location

200 S. Orange Avenue
Suite 760
Orlando, FL 32801

Contact Information

bickertonj@pfm.com
407.406.5751 (office)

Logan Hauser, Analyst
PFM Financial Advisors LLC



Logan joined PFM's Financial Advisory business in 2024 and is staffed in the Orlando office. He works on projects for general governments, providing technical and quantitative support for various clients. Responsibilities include structuring, sizing, pricing new money, re-amortizing and refunding municipal bond issues. In addition, he is also involved in assessing municipal issuer's outstanding debt and performing analysis of refunding opportunities. He has also undergone extensive training to understand PFM's available models, analytics and resources.

Logan graduated magna cum laude from Florida State University with a Bachelor of Science in Finance and a minor in Mathematics. He is a Municipal Advisor Representative (Series 50).

Office Location

200 S. Orange Avenue
Suite 760
Orlando, FL 32801

Contact Information

hauserl@pfm.com
407.406.5769 (office)

Arbitrage Rebate Services

Linda Scott, President
LLS Tax Solutions Inc.



Linda Scott, a certified public accountant licensed in the state of Florida, is the leading technical specialist and president of LLS Tax Solutions Inc. With more than thirty years of arbitrage experience, she leads the LLS Tax team in the proficient performance of arbitrage calculations. Linda is responsible for all aspects of client services, analytical reviews, and overall operations of the compliance team. She is very knowledgeable on and has a working understanding of the Internal Revenue Code and U.S. Treasury Regulations as they apply to arbitrage and the complex issues related to municipal bonds. In addition to management responsibilities, Linda monitors the industry for compliance changes as it relates to tax-exempt financing for all type of issuers of municipal bonds and other instruments.

Linda spent fifteen years of her career leading and managing the Deloitte Tax Arbitrage practice, giving her excellent industry experience. She is a member of American Institute of Certified Public Accountants, the Florida Institute of Certified Public Accountants, Florida Government Finance Officers Association, Council of Development Finance Agencies, and an associate member of the National Association of Bond Lawyers.

Office Location

1645 Sun City Center Plz.
#5027
Sun City Center, FL 33571

Contact Information

liscott@llstax.com
850.754.0311

Molly Davis, Arbitrage Manager

LLS Tax Solutions Inc.



Molly is a leader of the LLS Tax Solutions' arbitrage team and provides a higher technical review of rebate reports for many of our more complicated tax-exempt financings. She has gained key technical and regulatory arbitrage compliance knowledge of the Internal Revenue Code and U.S. Treasury Regulations, since joining LLS Tax Solutions Inc. in 2018.

Molly is a certified public accountant licensed in the state of Florida, and obtained her BSBA in Finance, BSBA in Professional Accountancy, and MBA with a focus in Business Analytics from the University of West Florida in Pensacola, Florida. She is currently an active member of the Florida Government Finance Officers Association.

Office Location

1645 Sun City Center Plz.
#5027
Sun City Center, FL 33571

Contact Information

modavis@llstax.com
850.754.0311

ii. Highlight experience related to service in a financial advisor and arbitrage advisor role for a Florida governmental agency.

PFM and LLS are long-standing firms with a history of successful coordination providing financial advisory and arbitrage rebate services. Below is a case study on our seamless partnership with PFM as financial advisor and LLS as arbitrage rebate consultant to the City of Pensacola.

CASE STUDY: City of Pensacola, FL – Financial Advisory and Arbitrage Rebate Services. Julie Santamaria with PFM served as financial advisor to the City of Pensacola from 2017 to January 2023 while at a prior firm. In 2023, the City of Pensacola issued an RFP for financial advisor, its first in over 30 years. PFM and LLS submitted a joint proposal to provide financial advisory and arbitrage rebate services and was successfully awarded the contract by the City. As financial advisor, Julie Santamaria with PFM has played a central coordinating role in leading financings and providing post-issuance compliance working alongside LLS. Since the establishment of our partnership with the City in 2023, PFM and Linda Scott with LLS Tax Solutions Inc. have collaborated to help the City calculate and pay remittances to the IRS per the 5-year computation and to ensure all ongoing investment earnings are accurately being assessed against yields on a rolling basis for the City's remaining outstanding debt. For example, following the City's issuance of the $110 million Airport Revenue Bonds, Series 2025 (AMT), LLS Tax Solutions reviewed the associated 8038-G filings to establish the bond yield for the new debt. PFM will continue to work with LLS Tax Solutions to identify and structure refunding and defeasance opportunities for the City, monitor construction funds developed alongside debt issuances for capital projects, and help prepare files for audits and agency information requests. Please contact the below individuals for confirmation of our firms' seamless provision of services.

References:

Amy Lovoy
Finance Director
(850) 435-1821 / alovoy@cityofpensacola.com

Lakia McNeal
Accounting Services Manager
(850) 435-1832 / lmcneal@cityofpensacola.com

iii. Indicate notable achievements such as books or articles written, membership and offices held in professional organizations and outstanding accomplishments.

PFM has been a leader in providing financial advisory services nationally since 1975 and in Florida for over 35 years. The firm and our professionals are continually recognized for our contributions of talent and leadership to the industry. In addition to the achievements demonstrated throughout this proposal and in our team members' resumes, following are recent achievements by the firm and our professionals.

#1 Financial Advisor Ranking — Bond Buyer, Q1 2026. In Q1 2026, PFM ranked as the nation's top financial advisor, advising over $25 billion in par and 222 transactions — more par volume than the next three firms combined. The ranking was reported by the Bond Buyer, the leading trade publication for the public finance industry.

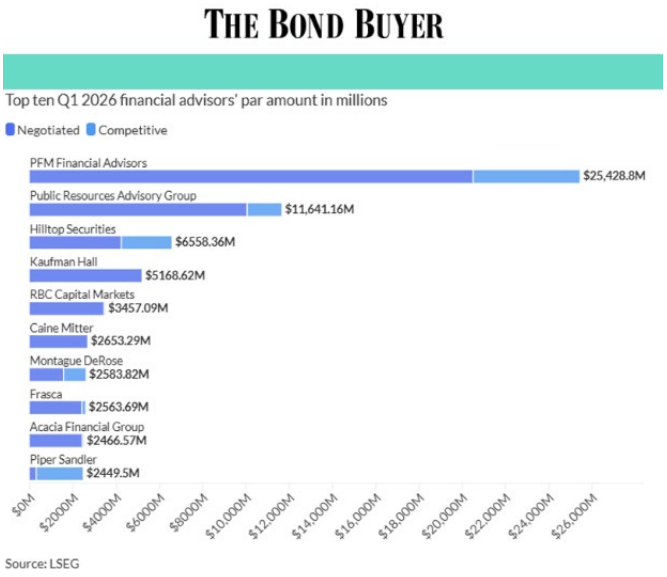

Multiple Bond Buyer Deal of the Year Awards. PFM has a strong record of executing award-winning and precedent-setting financings across the public sector. Recent accomplishments include **multiple 2025 Bond Buyer Deal of the Year awards**, such as the Alaska Railroad Corporation's cruise port financing, the Virginia Port Authority's landmark restructuring of the Virginia International Gateway terminal, and Columbus Regional Airport Authority's $1.2 billion revenue financing that generated more than $4 billion in investor orders.

In 2024, PFM advised on AlexRenew's green bond issuance, which earned **The Bond Buyer's Small Issuer of the Year award**, and supported the University of Chicago on a complex, multi-series financing that won **The Bond Buyer's Midwest Deal of the Year award**. These recognitions demonstrate PFM's ability to design creative solutions, attract strong investor demand, and deliver successful outcomes for innovative infrastructure initiatives.

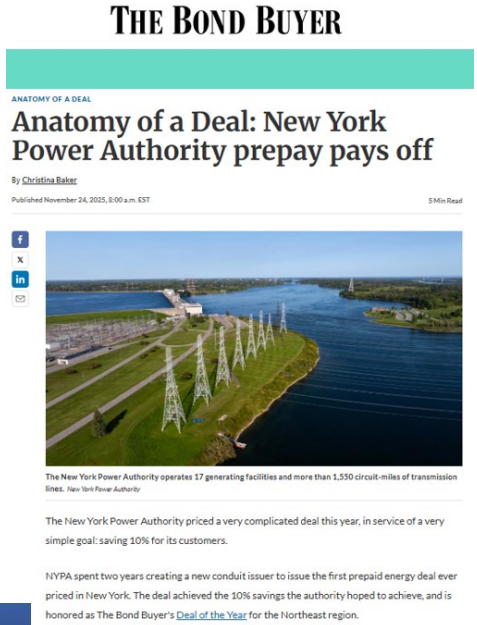

Notable Articles and Publications. PFM Group Consulting LLC and GFOA recently published an article in GOFA's April 2026 Government Finance Review entitled *A New Service Strategy: How police staffing studies guide smarter fiscal policy decisions*. PFM Group Consulting LLC and GFOA also presented a 3-part webinar series, Data-Driven Decision-Making: Developing a Long-Term Police Staffing Plan in May 2026. This series is part of an ongoing collaboration between PFM and GFOA on public safety and public policy.



Industry and Other Leadership Positions. PFM's prior CEO, Dan Hartman, is currently a board member for the Municipal Securities Rulemaking Board, which is the municipal bond industry's self-regulatory organization. Jeremy Niedfeldt and Julie Santamaria, the lead financial advisors for Fernandina Beach, regularly present at Florida GFOA conferences and chapter meetings. Jeremy served our country as a Sergeant in the US Army as a first line supervisor and radar technician. Julie has served as Board Member, Treasurer, and Assistant Treasurer for the National Women in Public Finance and is a Founding Member of the Florida Women in Public Finance.

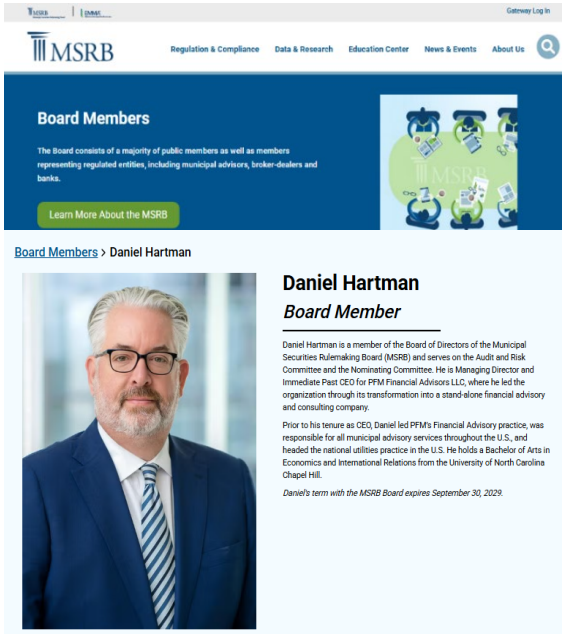

Industry Recognition for Professional Excellence. The Freda Johnson Award recognizes women in public finance who exemplify leadership, innovation, and mentorship in the industry. In 2022, JoAnne Carter, CEO, was honored as a Trailblazer at the 12th Annual Freda Johnson Awards, followed by Bethany Pugh, Managing Director, who received the same distinction in 2023.

PFM professionals have been consistently recognized among The Bond Buyer's Rising Stars, one of the public finance industry's most competitive annual honors. Recent recipients include Matt Stitt, Managing Director (2023); Mudra Patel, Senior Managing Consultant (2024); and Joe Buckshon, Senior Managing Consultant (2025).

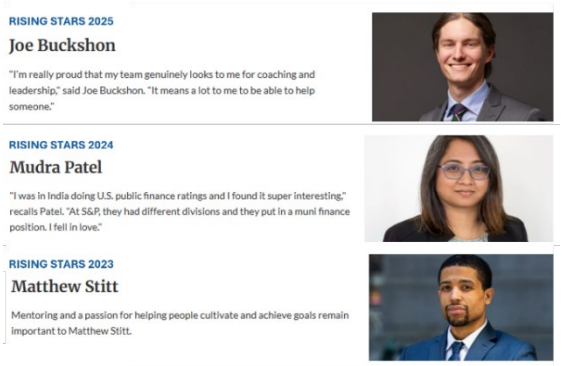

Multiple PFM professionals have been honored with a Women in Public Finance Founders Award. Isabel Singer, Senior Managing Consultant, received the Claire Goodman Rising Star Award in 2025; and Danielle Scott-Parker, Director, received the same honor in 2021.

In 2022, The Bond Buyer announced the inaugural inductees for their Hall of Fame program. Included in that class was co-founder and former PFM CEO, F. John White. This honor highlights some of the industry's most impactful careers.

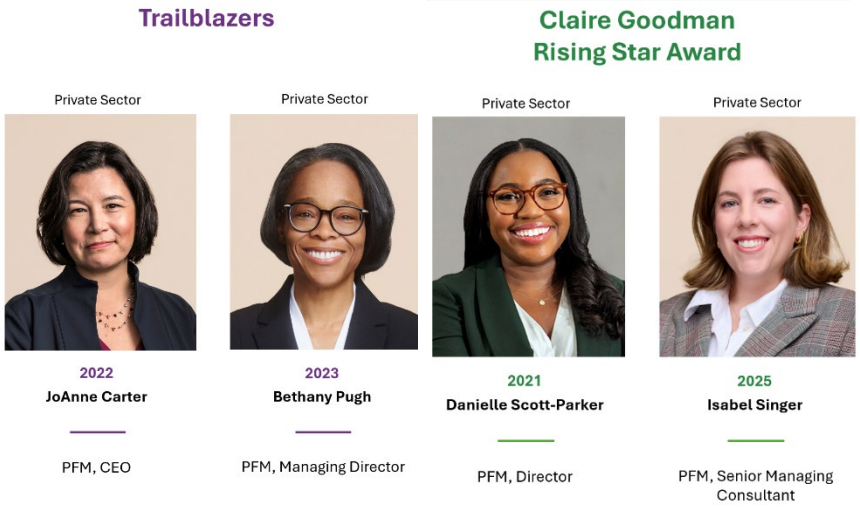



c. Provide your firm's financial information for the most recent fiscal year – not limited to a balance sheet, statement of operations and statement of changes in financial position or cash flow statement as applicable. Note: For an S-Corporation a letter providing financial adequacy and solvency of the firm may be submitted, however such letter may not be recognized at the same level of significance as the information other firms may provide.

PFM Financial Advisors LLC affirms that it is not in default under any loan, credit facility, or financing agreement with any bank, financial institution, or third-party entity. All financial obligations are being met in accordance with agreed terms and conditions.

PFM Financial Advisors LLC's most recent audited Financial Statements are provided in **Appendix A.**

d. Indicate the capability of firm to hold harmless, indemnify and defend the City of losses, costs, and expenses arising from liability claims resulting from alleged negligence of firm, its officers, employees and subcontractors; describe liability insurance coverage carried by firm.

The PFM Group, including PFM Financial Advisors LLC, PFM Group Consulting LLC, PFM Solutions LLC, and PFM Swap Advisors LLC, has the capacity to fulfill the services sought by this RFP.

PFM has a complete insurance program, including property, casualty, general liability, automobile liability and workers compensation. PFM maintains Professional (E&O)/Cyber Liability coverage which total $5 million single loss/ aggregate.

3. Experience

a. Describe Firm's national, statewide, and local service capabilities.

National Practice

We believe that PFM's leading qualifications are evident in our ranking as the nation's top financial advisor in number of transactions and dollar amount for 31 consecutive years. In 2025, we served as financial advisor on **752 publicly offered bond transactions totaling over $103 billion**.

2025 Overall Municipal New Issues
Municipal Financial Advisor Ranking - Full Credit to Each Financial Advisor
Source: Ipreo

	# Issues	$ in Millions
PFM Financial Advisors LLC	752	103,678
Public Resources Advisory Group Inc	162	67,368
Hilltop Securities Inc	651	41,483
Frasca & Associates LLC	46	36,122
Municipal Capital Markets Group Inc	25	19,694
Kaufman Hall & Associates Inc	82	18,825
Estrada Hinojosa & Co Inc	59	17,037
Acacia Financial Group Inc	119	14,637
Piper Sandler & Co	194	11,568
Caine Mitter & Associates Inc	118	10,621



*Ranked by Ipreo in terms of par amount as of December 31, 2025

Florida Practice

PFM has the largest financial advisory group in Florida and has been ranked #1 for 26 consecutive years. We have continued to grow our Florida practice while maintaining our high level of service. In 2025, we served as financial advisor on **73 Florida publicly offered long-term bond issues totaling over $9.2 billion.**

2025 Florida Municipal New Issues
Municipal Financial Advisor Ranking - Full Credit to Each Financial Advisor
Source: Ipreo

	# Issues	$ in Millions
PFM Financial Advisors LLC	73	9,207
Public Resources Advisory Group Inc	19	2,345
Kaufman Hall & Associates Inc	2	1,152
Hilltop Securities Inc	10	742
Ford & Associates Inc	6	722
Caine Mitter & Associates Inc	5	485
Building Hope Services LLC	8	236
Stephens Inc	1	235
Callowhill Capital Advisors LLC	1	184
CSG Advisors Inc	9	172



*Ranked by Ipreo in terms of Tax-Exempt par amount as of December 31, 2025

Local Practice

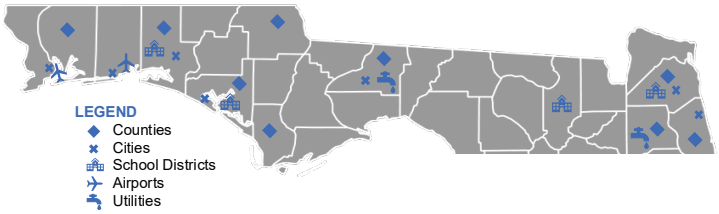

The core PFM team committed to the City consists of senior professionals who work with many North Florida governments, including Jacksonville, St. Augustine, DeFuniak Springs, Fort Walton Beach, Jacksonville, Panama City Beach, Pensacola, St. Augustine, Tallahassee, Destin-Fort Walton Beach Airport (VPN), Pensacola International Airport (PNS), Bay County, Clay County, Duval County, Gulf County, Jackson County, Leon County, St. John's County, Santa Rosa County, Walton County, Bay County School District, Blueprint Intergovernmental Agency, Clay County Utility Authority, Columbia County School District, Duval County School District and Walton County School District.[12]

[12] Client list provided for informational purposes only and does not constitute an endorsement or testimonial by clients.

b. Describe Firm's experience in serving as a financial advisor and arbitrage advisor to local municipalities.

In addition to PFM's experience in serving as financial advisor demonstrated throughout this proposal and our case study on our partnership with the City of Pensacola in our response on page 19, LLS Tax Solutions has recent and relevant experience in arbitrage compliance services. Following is an example list of LLS Tax Solutions' clients:

- City of Pensacola, Florida
- City of Mobile, Alabama
- Manatee County, Florida
- Charlotte County, Florida
- The Villages Community Development Districts
- Pinellas County Educational Facilities Authority (Barry University)
- The School Board of Seminole County, Florida
- Bonita Springs Utilities, Inc.
- Mount Sinai Medical Center of Florida
- Orange County Housing Finance Authority
- The Board of Water and Sewer Commissioners of the City of Mobile, Alabama

LLS Tax Solutions specializes in performing the following procedures with respect to each bond issue:

- Assessing whether the issue is subject to arbitrage rebate requirements (including an analysis to ascertain whether any "spending exceptions" or "small issuance exceptions" apply)
- Analyzing the data contained in source bond documents, helping to evaluate the proceeds that are included in the calculations
- Determining and separately accounting for all gross proceeds of each issue of bonds
- Calculate the bond yield (including identifying any qualified guaranteed fees when appropriate), as required under existing regulations (except where previously computed and provided to us)
- Track and calculate earnings from investment of bond proceeds (including a calculation of investment yield) to assess if any rebate to the federal government is required
- Appropriately allocating transferred proceeds under refunding transactions
- Un-commingling of funds when appropriate
- Work closely with issuer staff and bond counsel to resolve any questions that may arise
- Determination of the amount, if any, required rebate to the federal government
- Prepare a detailed report on arbitrage rebate (as of selected reporting date, June 30th, or as of another selected computation date), presenting the cumulative results of the arbitrage rebate computation since the issue date
- Preparation of necessary reports and Internal Revenue Service 8038T form to accompany any required payment to the federal government.

b. Describe Firm's experience dealing with major rating agencies during the past two years, including the extent to which governmental clients were involved.

PFM's Florida team has developed strong relationships with the rating analysts over the years and understands the information on which they focus. Cyber security, environmental factors and long-term planning have become a big focus for Florida issuers considering our coastal location and susceptibility to natural events. Formal adopted policies are helpful to demonstrate discipline and best practices to the rating agencies. PFM actively drafts and updates debt and other policies for our clients and will assist Fernandina Beach in updating its policies.

PFM's approach has resulted in improved credit ratings for communities across the nation and the maintenance of credit ratings during the pandemic. The table below illustrates upgrades that our Florida clients have achieved since 2024 with Florida cities highlighted and below is a list of PFM's AAA-rated Florida clients.

Rating Upgrades Among PFM Clients in Florida Since 2024

Issuer	Credit	Date	Upgrade: From	To	Agency
City of Jacksonville	Transportation Revenue	2/26/2026	AA-	AA	S&P
Manatee County School Board	Issuer Default Rating	2/4/2026	AA-	AA	Fitch
Manatee County School Board	Appropriation	2/4/2026	A+	AA-	Fitch
Manatee County School Board	Sales Tax	2/4/2026	AA-	AA	Fitch
St. Johns County	Water & Sewer	1/18/2026	Aa2	Aa1	Moody's
City of Deltona	Utility System	10/24/2025	A+	AA-	Fitch
City of Miami Beach	Water & Sewer	10/6/2025	AA-	AA	S&P
City of Winter Haven	Issuer Default Rating	9/12/2025	AA	AA+	Fitch
City of Winter Haven	Non-Ad Valorem Revenue	9/12/2025	AA	AA+	Fitch
Seminole County	Water & Sewer	6/30/2025	Aa2	Aa1	Moody's
City of Port St. Lucie	Water & Sewer	3/18/2025	A1	Aa3	Moody's
City of Port St. Lucie	Issuer Default Rating	3/18/2025	Aa3	Aa2	Moody's
Manatee County School Board	Issuer Default Rating	1/24/2025	A+	AA-	Fitch
Manatee County School Board	Appropriation	1/24/2025	A	A+	Fitch
Manatee County School Board	Sales Tax	1/24/2025	A+	AA-	Fitch
City of Homestead	General Obligation	12/4/2024	A+	AA-	S&P
Osceola County	Sales Tax	11/6/2024	A1	Aa1	Moody's
Osceola County	Non-Ad Valorem Revenue	11/6/2024	Aa2	Aa1	Moody's
City of Jacksonville	Transportation Revenue	10/4/2024	Aa3	Aa2	Moody's
City of Jacksonville	Non-Ad Valorem Revenue	10/4/2024	Aa3	Aa2	Moody's
City of Leesburg	Public Service Tax	9/25/2024	A1	Aa3	Moody's
City of St. Petersburg	Public Service Tax	9/18/2024	Aa3	Aa2	Moody's
Brevard County	Issuer Default Rating	8/16/2024	AA+	AAA	Fitch
City of Coral Springs	Non-Ad Valorem Revenue	8/6/2024	AA+	AAA	Fitch
City of Jacksonville	Commercial Paper	8/5/2024	AA	AA+	Fitch
City of Jacksonville	Transportation Revenue	8/5/2024	AA	AA+	Fitch
City of Jacksonville	Non-Ad Valorem Revenue	8/5/2024	AA-	AA+	Fitch
City of Jacksonville	Special Revenue	8/5/2024	AA-	AA+	Fitch
City of Jacksonville	Issuer Default Rating	8/5/2024	AA	AA+	Fitch
Miami-Dade County	General Obligation	7/1/2024	AA	AA+	Fitch
City of Alachua	Issuer Default Rating	7/1/2024	Aa3	Aa2	Moody's
City of Alachua	Non-Ad Valorem Revenue	7/1/2024	Aa3	Aa2	Moody's
Clay County	General Obligation	6/3/2024	AA+	AAA	Fitch
Osceola County	Non-Ad Valorem Revenue	4/23/2024	AA	AA+	Fitch
Osceola County	Half-Cent Sales Tax	4/23/2024	AA-	AA	Fitch
Osceola County	Tourist Development Tax	4/23/2024	A-	A	Fitch
Martin County School Board	Issuer Default Rating	4/11/2024	AA-	AA	Fitch
Martin County School Board	Appropriation	4/11/2024	A+	AA-	Fitch
Flagler County	General Obligation	4/5/2024	AA	AA+	S&P
Flagler County	Non-Ad Valorem Revenue	4/5/2024	AA	AA+	S&P
City of Delray Beach	Issuer Default Rating	4/1/2024	Aa2	Aa1	Moody's
City of Port St. Lucie	Utility System	3/13/2024	AA-	AA	Fitch
Lake County School Board	Appropriation	2/21/2024	A	A+	S&P
Martin County	Water & Sewer	2/15/2024	AA	AA+	S&P
Brevard County	Water & Sewer	1/17/2024	AA	AA+	S&P
Pasco County	General Obligation	1/17/2024	Aa2	Aa1	Moody's
Pasco County	Issuer Default Rating	1/17/2024	AA	AA+	Fitch

AAA Rated PFM Clients in Florida

Fitch	Moody's	S&P
Boca Raton	Boca Raton	Boca Raton
Broward County	Broward County	Broward County
Collier County	Coral Gables	Collier County
Coral Gables	Town of Palm Beach	Coral Gables
Coral Springs	Palm Beach Gardens	Coral Springs
Hernando County	Palm Beach County	Fort Lauderdale
Marco Island	Sarasota County	Village of Key Biscayne
Orange County	St. Johns County	Town of Palm Beach
Orlando		Palm Beach County
Palm Beach County		Sarasota County
Palm Beach Gardens		
Sarasota County		
Winter Park		

Applicability to the City of Fernandina Beach

PFM is prepared to serve as a partner to Fernandina Beach and assist in its rating strategy if it ever needs to issue public debt. We are knowledgeable on the City's outstanding debt and have prepared a Moody's rating scorecard to provide an additional assessment of the City's credit. Following is a description of how we work with our clients to analyze the potential credit impacts of financing plans.

To demonstrate how we will work with the City on its ratings, we have prepared a scorecard analysis for Fernandina Beach's general government credit based on the City's FY2025 Financial Statements and Moody's rating criteria for U.S. Cities and Counties (November 2022). We use scorecards to analyze the potential credit impacts of different borrowing scenarios and help our clients understand how the rating agencies may view policy decisions.

The City's water and sewer system recently had ratings of Aa3 (Moody's) and AA- (S&P) related to its Series 2013A Bonds, which were affirmed in 2022-2023. The Bonds were refunded with a bank loan in December 2025, and both ratings were withdrawn as the utility system no longer had publicly offered debt outstanding. The City had General Obligation ratings over 15 years ago of A+ from S&P and A- from Fitch, but those ratings have been withdrawn as the City hasn't had General Obligation debt outstanding for many years. Following is a summary of Fernandina Beach's rating history, with rating upgrades in bold and underlined.

A preliminary rating scorecard for the City's issuer rating (General Obligation equivalent) based on the City's current financial position and metrics published by Moody's is provided below. Based on our interpretation, **PFM believes that Moody's would assign the City a rating of Aaa or Aa1, which are the highest possible ratings.**

The Moody's scorecard shows an implied Fernandina Beach rating of Aaa, largely driven by the following credit strengths:

- Very high resident wealth levels and tax base
- Strong economic growth
- Excellent liquidity and high fund balances
- Low fixed costs, providing flexibility given the potential property tax reform

Rating agencies also consider the City's exposure to physical climate risks, particularly hurricanes and sea level rise. Additionally, Fernandina Beach's top ten taxpayers account for 15.7% of total taxable assessed value (TAV), with two of the five largest non-government employers accounting for 8.5% of the total TAV and concentrated in paper and wood manufacturing.

City of Fernandina Beach, FL Rating History

General Obligation

Date	Moody's	Date	S&P	Date	Fitch
-	NR	-	WR	-	WR
		5/28/2010	**A+**	8/1/2001	A-
		11/15/2007	**A**		
		7/13/2004	A-		
		6/11/2001	A-		

Water & Sewer

Date	Moody's	Date	S&P	Date	Fitch
1/29/2026	WR	12/12/2025	WR	-	NR
8/17/2022	**Aa3**	12/14/2023	AA-		
1/31/2018	**A1**	9/30/2022	AA-		
4/10/2013	A2	12/16/2019	AA-		
		2/22/2018	AA-		
		4/10/2013	AA-		

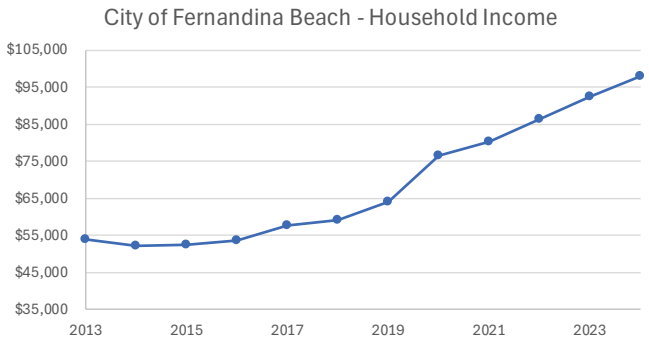

Source: US Census Bureau

City of Fernandina Beach, Florida - Moody's U.S. Cities & Counties Scorecard

	Value	Aaa	Aa	A	Baa	Ba	Weight	Implied Rating
Economy (30%)								
Resident Income Ratio	121.9%	≥120%	100% - 120%	80% - 100%	65% - 80%	50% - 65%	10%	Aaa
Full Value Per Capita ($)	$509,177	≥$180,000	$100,000 - $180,000	$60,000 - $100,000	$40,000 - $60,000	$25,000 - $40,000	10%	Aaa
Economic Growth Metric	2.6%	≥0%	(1)% - 0%	(2.5)% - (1)%	(4.5)% - (2.5)%	(7)% - (4.5)%	10%	Aaa
Financial Performance (30%)								
Available Fund Balance Ratio	68.9%	≥35%	25% - 35%	15% - 25%	5% - 15%	0% - 5%	20%	Aaa
Liquidity Ratio (%)	80.4%	≥40%	30% - 40%	20% - 30%	12.5% - 20%	5% - 12.5%	10%	Aaa
Institutional Framework (10%)								
Institutional Framework	Aa	Counties, Cities, and Towns in Florida are assigned a score of Aa					10%	Aa
Leverage (30%)								
Long-term Liabilities Ratio	108.9%	≤100%	100% - 200%	200% - 350%	350% - 500%	500% - 700%	20%	Aa
Fixed-costs Ratio (%)	8.0%	≤10%	10% - 15%	15% - 20%	20% - 25%	25% - 35%	10%	Aaa
						Implied Rating Outcome >>		**Aaa**

PFM is proactively analyzing the effect of the property tax referendum on Florida cities, and preliminary modeling indicates that Fernandina Beach could be significantly impacted if the referendum passes, like almost all Florida municipalities. According to a recent Impact Analysis publication from the Florida League of Cities, the **estimated impact to the City from increasing the Homestead tax exemption to $250,000 could be a**

reduction of up to $740M (approximately 15%) of its tax base.[13] The fiscal implications of the proposed amendment are discussed in greater detail on page 34 of this proposal. PFM is committed to working with the City to develop a fiscal plan analysis to help manage the impact of property tax reform on the budget, with the goal of finding alternative sources of revenues and keeping current levels of essential services.

The City has experienced very strong tax base growth since 2018, as illustrated by the following graphics.

City of Fernandina Beach, FL

FYE	Total Taxable Assessed Value	% Change
2016	$ 1,701,543	10.25%
2017	1,568,618	-7.81%
2018	1,722,649	9.82%
2019	1,857,147	7.81%
2020	2,099,976	13.08%
2021	2,300,263	9.54%
2022	2,503,714	8.84%
2023	2,912,931	16.34%
2024	3,313,728	13.76%
2025	3,681,929	11.11%

Source: City of Fernandina Beach FY 2025 ACFR

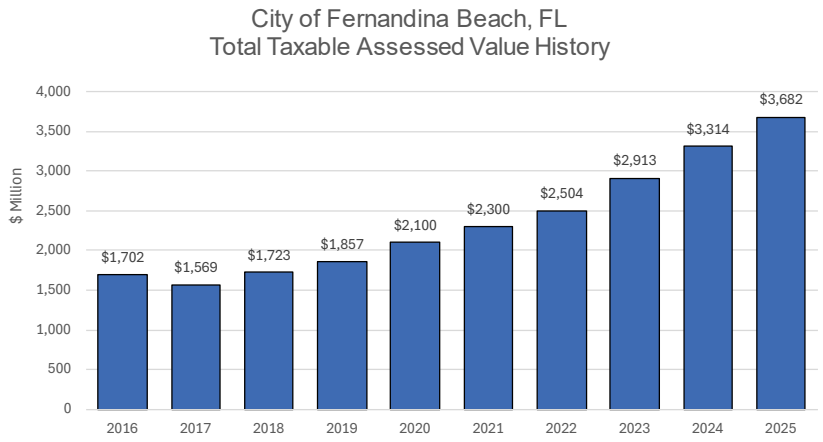

Source: City of Fernandina Beach FY 2025 ACFR

PFM also regularly prepares peer comparisons for our Florida clients, and an example peer comparison for Fernandina Beach is shown below. Compared to the median of these peers, the City has low long-term liabilities, which will provide the City with financing flexibility in achieving its capital plans, even if the proposed property tax reform passes.

Local Government Peer Comparison

	Current Rating	Population	Median Household Income ($)	Full Value Per Capita ($)	Liquidity Ratio (%)	Available Fund Balance ($000)	Available Fund Balance as % of Revenue	Total Long-term Liabilities ($000)	Long-Term Liabilities as % of Revenue	Annual Long-Term Liabilities as % of Revenue	Net OPEB Obligation ($000)
Fernandina Beach, FL	**Aa2**	**13,869**	**97,903**	**509,177**	**40%**	**43,872**	**69%**	**69,343**	**109%**	**8%**	**2,078**
Maitland, FL	Aa1	19,511	97,150	291,294	111%	59,445	96%	70,459	114%	7%	8,626
Marco Island, FL	Aa1	16,421	101,523	1,467,793	53%	66,404	78%	145,378	171%	14%	1,096
Miami Beach, FL	Aa2	81,594	72,856	996,457	133%	845,105	84%	2,925,163	290%	19%	311,250
Palm Beach, FL	Aaa	9,348	168,403	5,863,827	125%	194,719	112%	302,128	173%	14%	N/A
St. Augustine, FL	Aa2	16,141	78,151	364,557	87%	101,445	87%	86,722	76%	5%	837
Stuart, FL	Aa2	19,451	60,225	288,801	186%	56,667	77%	119,227	161%	10%	1,736
Median	Aa2	16,421	97,150	509,177	111%	66,404	84%	119,227	161%	10%	1,907

Source: Most Recent Moody's MFRA Data and Annual Comprehensive Financial Report for fiscal year ending 9/30/2025

[13] Source: Impact Analysis Summary, Florida League of Cities Research, June 2026. Aggregated from FL Department of Revenue 2025 Tax Rolls via Florida League of Cities.

d. Current clients and references.

i. Provide a list of current municipal clients within the State of Florida, the dollar amount of issues or other financing for respective client, and date(s) services were provided.

PFM opened its first Florida office in 1986 and has been providing independent financial advisory services to Florida issuers for more than 35 years. We have developed unmatched expertise and resources to meet the financial needs of our clients. Following is a list of PFM's active Florida clients as of June 11, 2026, which includes many cities and local area governments. Aggregated data reflecting the dollar amount of issues led by PFM for our Florida city clients can be found in **Appendix B**, and additional issuance data can be provided upon request.

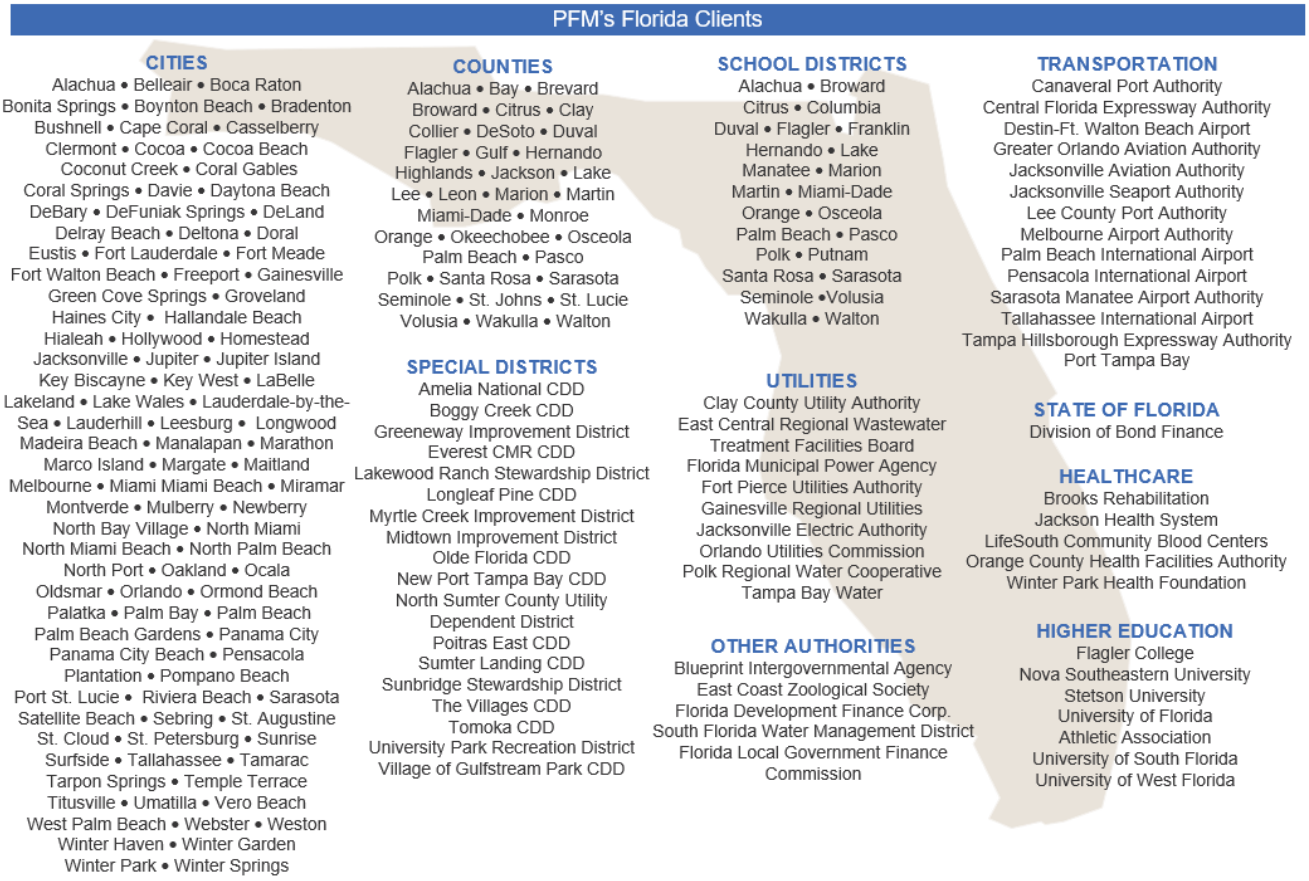

Note: Client list is as 6/11/2026 and is for informational purposes only. It does not represent an endorsement or testimonial by clients of PFM Financial Advisors LLC.

ii. References – Identify a minimum of three references in the current clients list and include contact person's names, phone numbers, e-mail addresses, and mailing addresses.

PFM has provided references for the cities of Bradenton, Clermont, Daytona Beach, DeBary, Jacksonville, Tallahassee, Winter Garden and Winter Park. It's important to note the number of years we've worked with these clients, and we encourage the City to reach out to gauge the level of service provided.

City of Bradenton
101 Old Main Street
Bradenton, FL 34205

Heidi Warnemunde
Finance Director
941-932-9475
heidi.warnemunde@bradentonfl.gov

Engagement Manager: Julie Santamaria

Services Provided: Financial Advisory, Long-Term Planning, Debt Structuring and Optimization, Credit Rating Management, Special Assessment Management Services

Dates of Service: 2023 to present

City of Daytona Beach
301 S. Ridgewood Avenue
Daytona Beach, FL 32114

Natalia Eckroth
Chief Financial Officer
386-671-8060
EckrothNatalia@DaytonaBeach.gov

Engagement Manager: Jeremy Niedfeldt

Services Provided: Financial Advisory, Long-Term Planning, Debt Structuring and Optimization, Credit Rating Management

Dates of Service: 2010 to Present

Town of Jupiter
210 Military Trail
Jupiter, Florida 33458

Scott Reynolds
Finance Director
561-741-2327
scottr@jupiter.fl.us

Engagement Manager: Julie Santamaria and Nick Rocca

Services Provided: Financial Advisory, Long-Term Planning, Debt Structuring and Optimization

Dates of Service: 2023 to Present

City of Jacksonville
117 W. Duval Street, Suite 300
Jacksonville, FL 32202

Anna Brosche
CFO, Director of Finance
(904) 255-5354
broschea@coj.net

Engagement Manager: Jeremy Niedfeldt

Services Provided: Financial Advisory, Long-Term Planning, Debt Structuring and Optimization, Credit Rating Management, Ad Valorem planning

Dates of Service: 1998 to Present

City of Tallahassee
300 South Adams Street
2nd Floor
Tallahassee, FL 32301

Jim Cooke
City Treasurer-Clerk
850-891-8146
jim.cooke@talgov.com

Engagement Manager: Jeremy Niedfeldt

Services Provided: Financial Advisory, Long-Term Planning, Debt Structuring and Optimization, Credit Rating Management

Dates of Service: 2007 to Present

In addition to the above references, we have included contact information for some additional clients to illustrate the depth of PFM's Florida client base. We encourage the City to reach out to any of our clients to gauge the level of service provided by PFM.

City of DeBary
16 Colomba Road
DeBary, FL 32713

Elizabeth Bauer
Finance Director
386-668-2040 ext. 308
lbauer@debary.org

Engagement Manager: Jeremy Niedfeldt

Services Provided: Financial Advisory, Long-Term Planning, Debt Structuring and Optimization, Credit Rating Management

Dates of Service: 2010 to Present

City of Clermont
685 W. Montrose Street, 3rd Fl
Clermont, FL 34712

Scott Borror
Director of Finance
352-394-4082
sborror@clermontfl.org

Engagement Manager: Nick Rocca

Services Provided: Financial Advisory, Long-Term Planning, Debt Structuring and Optimization, Credit Rating Management, Economic/Real Estate Consulting

Dates of Service: 2016 to present

City of Melbourne
900 E. Strawbridge Ave
Melbourne, FL 32901

Ross McGinn
Finance Director
321-608-7014
ross.mcginn@mlbfl.org

Engagement Manager: Jay Glover

Services Provided: Financial Advisory, Long-Term Planning, Debt Structuring and Optimization, Special Assessment Implementation/Utility Undergrounding, Credit Rating Management

Dates of Service: 2000 to Present

City of Port St. Lucie
121 S.W. Port St. Lucie Blvd.
Port St. Lucie, FL 34984

Stephen Okiye
Finance Director
772-871-5008
sokiye@cityofpsl.com

Engagement Manager: Jay Glover

Services Provided: Financial Advisory, Long-Term Planning, Debt Structuring and Optimization, Special Assessment Implementation/Utility Undergrounding, Credit Rating Management

Dates of Service: 2017 to Present

City of Cocoa
65 Stone Street
Cocoa, FL 32796

Rebecca Bowman
Finance Director
321-433-8626
rbowman@cocoafl.gov

Engagement Manager: Jay Glover

Services Provided: Financial Advisory, Long-Term Planning, Debt Structuring and Optimization

Dates of Service: 2023 to Present

City of Titusville
555 S. Washington Avenue
Titusville, FL 32796

Teri Butler
Finance Director
321-567-3712
Teri.Butler@Titusville.com

Engagement Manager: Jay Glover

Services Provided: Financial Advisory, Long-Term Planning, Debt Structuring and Optimization, Credit Rating Management

Dates of Service: 2004 to Present

City of Cocoa Beach
2 S. Orlando Ave
Cocoa Beach, FL 32932

Hana Juman
Finance Director
321-868-3369
Hana.Juman@CityofCocoaBeach.com

Engagement Manager: Jay Glover

Services Provided: Financial Advisory, Long-Term Planning, Debt Structuring and Optimization

Dates of Service: 2013 to Present

City of Miramar, FL
2300 Civic Center Place
Miramar, FL 33025

Kevin E. Adderley
Director of Financial Services
954-602-3049
keadderley@miramarfl.gov

Engagement Manager: Jay Glover

Services Provided: Financial Advisory, Long-Term Planning, Debt Structuring and Optimization, Credit Rating Management

Dates of Service: 2014 to Present

City of Coral Springs
9551 West Sample Road
Coral Springs, FL 33065

Kim Moskowitz
Director of Financial Services
954-344-1092
kmoskowitz@coralsprings.org

Engagement Manager: Nick Rocca

Services Provided: Financial Advisory, Long-Term Planning, Debt Structuring and Optimization, Credit Rating Management

Dates of Service: 2012 to Present

Town of Palm Beach
360 South County Road
Palm Beach, FL 33480

Bob Miracle
Deputy Town Manager-Finance & Administration
561-838-5410
rmiracle@TownOfPalmBeach.com

Engagement Manager: Jay Glover

Services Provided: Financial Advisory, Long-Term Planning, Debt Structuring and Optimization, Special Assessment Implementation/Utility Undergrounding, Credit Rating Management

Dates of Service: 2013 to Present

City of Fort Lauderdale
100 North Andrews Avenue
Fort Lauderdale, FL 33301

Linda Short
Director of Finance
954-828-5267
LShort@fortlauderdale.gov

Engagement Manager: Sergio Masvidal

Services Provided: Financial Advisory, Long-Term Planning, Debt Structuring and Optimization, Credit Rating Management

Dates of Service: 2018 to Present

City of Winter Garden
300 West Plant Street
Winter Garden, FL 34787

Laura Zielonka
Finance Director
407-656-4111 ext. 2313
lzielonka@cwgdn.com

Engagement Manager: Nick Rocca

Services Provided: Financial Advisory, Long-Term Planning, Debt Structuring and Optimization, Credit Rating Management

Dates of Service: 2016 to Present

City of Winter Haven
451 3rd Street, N.W.
Winter Haven, FL 33881

Colleen Scott
Chief Financial Officer
863-291-5667
cjscott@mywinterhaven.com

Engagement Manager: Jay Glover

Services Provided: Financial Advisory, Long-Term Planning, Debt Structuring and Optimization, Credit Rating Management

Dates of Service: 2016 to Present

City of Winter Park
401 Park Avenue South
Winter Park, FL 32789

Wes Hamil
Finance Director
407-599-3381
whamil@cityofwinterpark.org

Engagement Manager: Jay Glover

Services Provided: Financial Advisory, Long-Term Planning, Debt Structuring and Optimization, Credit Rating Management

Dates of Service: 2016 to Present

e. Provide a complete listing of any convictions or fines incurred by the firm or any of its principals for violations of any state or federal law within the past three years. Identify firm's executives who have current claims or who have participated in litigation against the City while with another firm.

PFM Financial Advisors LLC ("PFMFA") is one of many financial services firms and municipal advisory firms affected by the Securities and Exchange Commission (SEC) investigations of off-channel communications. The firm voluntarily and thoroughly cooperated with the SEC's investigation. On September 17, 2024 the SEC issued an Administrative Order regarding PFMFA (among 11 other municipal advisory firms) for use of text messaging to conduct business, which was not a PFMFA approved electronic communications method and, accordingly, was not captured by PFMFA's systems for recordkeeping purposes. To settle this civil administrative matter, PFMFA agreed, among other things, to pay a fine of $250,000 and to certain undertakings involving written procedures and employee training. None of the violations are for breach of PFMFA's fiduciary duty or involve client services. PFMFA was not required to undertake any further compliance or regulatory actions and is pleased to have this matter resolved and concluded with regard to the firm.

4. Demonstrated Knowledge

a. Explain the general financial character and environment currently impacting Florida municipalities.

PFM's commitment to the municipal industry and the State of Florida over the last several decades means we provide our clients with real time updates to impactful policies, proposed or enacted, as well as provide advocacy efforts on behalf of the public finance industry. The most pressing proposed legislation is the **proposed restructuring of Florida's property tax system**, an issue that has moved to the top of the agenda for local governments across the state.

Property Tax Reform. On June 2, 2026, the Florida Legislature passed HJR 1, the "Save Our Homes from Excessive Property Taxes" amendment. The **proposed** amendment will be on the November 2026 ballot, requiring approval of at least 60% of voters to pass. PFM is closely monitoring this measure and the broader property tax debate, and are proactively keeping our clients informed of the potential impacts as developments unfold.

For all non-school district levies, the amendment would raise the homestead exemption to $150,000 in 2027 and $250,000 in 2028, indexed for inflation thereafter. New residents relocating to Florida on or after January 1, 2027, would qualify for only a $50,000 exemption during their first five years in the state. The measure would also lower the annual cap on assessed-value increases for non-homestead property from 10% to 5% and restrict the use of property tax revenue to a defined set of purposes, including public safety, education, infrastructure, natural resources, debt service, local government employee retirement benefits, and core operations.

The Florida League of Cities recently sponsored an analysis of the fiscal impact of the amendment on Florida's municipalities using 2025 tax roll data from the Florida Department of Revenue and research conducted by Wichita State University. The proposed exemption would dramatically reduce the taxable homestead value across all Florida municipalities, **with impacts ranging from under 2% to nearly 45% reductions in total taxable value**. Larger residential communities and inland cities would have greater losses, while coastal municipalities where home values greatly exceed $250,000 would have less impacts. The research indicates that **Fernandina Beach could lose approximately 15% of its total tax value** if the measure is passed, as summarized in the adjacent table.

Example Impact of Property Tax Reform to Fernandina Beach

Municipality	Homestead Tax Base Lost ($)	Current Homestead Taxable Value	Homestead Value After Exemption	Homestead Tax Base Lost	% Total Value Impacted
Fernandina Beach	$741.4M	$4,745.3M	$4,003.9M	47.4%	**15.6%**

Source: Impact Analysis Summary, Florida League of Cities Research, June 2026. Aggregated from FL Department of Revenue 2025 Tax Rolls via Florida League of Cities. Homestead Tax Base Lost (%) reflects what percentage of the current homestead taxable value is eliminated by the $250K exemption.

Key implications of the amendment include:[14]

- **Reduced tax base:** Every homesteaded property with a taxable value above $50,000 (and below $500,000) would see its taxable value reduced, eliminating tax revenue cities rely on
- **Millage pressure:** To maintain existing service levels, cities would need to raise millage rates, potentially nearly doubling them, and shifting the tax burden to commercial, rental, and non-homesteaded properties.
- **Distributional inequity:** Higher-value homes benefit more in absolute dollar terms; renters and new homeowners receive no benefit.
- **Rural vulnerability:** Smaller communities with fewer commercial properties and alternative revenue streams would be the most impacted.

[14] Source: Impact Analysis Summary, Florida League of Cities Research, June 2026. Aggregated from FL Department of Revenue 2025 Tax Rolls via Florida League of Cities. Homestead Tax Base Lost (%) reflects what percentage of the current homestead taxable value is eliminated by the $250K exemption.

Prior State Level Proposals. During the 2025 State of Florida legislative session, PFM was monitoring SB1664, HB991, SB1242, among others, which proposed to limit the term of voter-approved sales taxes and restrict CRAs, posing an immediate threat to the vital work of CRAs across the State.

Although none of the 2025 state-level proposals were made into law, PFM was proactive in informing our clients of the potential impacts and crafting potential strategies to preemptively fund CRA and other projects before the legislation, if passed, were to take effect. Discussions with sector leaders and internal meetings helped prepare for multiple scenarios. PFM created models to show clients how SB1164 would impact debt capacity considering any debt service on existing bonds and PFM worked with bond counsel to accelerate a sales tax revenue transaction ahead of the bill's expected enactment. PFM also worked with clients to evaluate CRA debt capacity and was prepared to issue CRA debt before October 1, 2025 if the legislation was approved. Similarly, TDT legislation was also considered and analyzed by many issuers. These types of legislative options will continue to be discussed, and PFM will continue to work with Florida issuers to navigate the associated risks and opportunities.

PFM has similarly assisted industry organizations in Florida to facilitate a better understanding of the rationale and benefit of these important funding streams for local governments throughout the State.

Federal Level Changes. At the federal level, PFM recently assisted issuers in seeking support among House Ways and Means committee members, crafting the message that the municipal tax exemption helps deliver critical infrastructure projects for each of their districts and saves enormous dollars on their property taxes, water, power and sewer bills, and other user fees. Without this tax exemption, their constituents would face sizeable tax and/or use fee increases. On July 4, 2025, the President signed into law the "One Big Beautiful Bill Act" (the Act), which preserved the tax-exemption for financing public infrastructure projects, but this issue will likely come back up for discussion in future legislative sessions.

b. Describe innovations your firm has developed or been involved related to tax-exempt security issues – outlining the problem, solution, and results.

As a leading financial advisor in Florida and nationally, PFM has often been at the forefront of innovative financing structures that assisted our clients in meeting their long-term strategic vision. We offer resources to the City beyond traditional financial advisory services to develop innovative solutions, such as the ability to provide complex calculations for **assessments and tax increment revenues** to fund projects. Following are several case studies on our relevant experience working with issuers like the City or for projects under consideration by the City, including:

- Alternative Utility Financings such as Water Infrastructure Finance Innovation Act (WIFIA) and SRF Bridge Loan Financings
- Stormwater Assessments
- Tax Increment, Special Assessment and PIF Funded Projects
- Public-Private Partnerships and Economic Redevelopment

Alternative Utility and Stormwater Financings. PFM regularly assists our clients in analyzing the benefits and considerations of alternative forms of financing such as WIFIA and SRF loans. We have assisted numerous water and wastewater clients in applying for, negotiating and executing WIFIA funding. The WIFIA federal loan program provides low-cost financing for up to 49% of eligible water and wastewater projects.

Due to Fernandina Beach's size and because WIFIA only funds 49% of eligible project costs, SRF funding would likely be more cost-effective the WIFIA program for water, wastewater, and stormwater needs. SRF loans provide very cost-effective financing method although their funding amounts per issuer have recently become more limited. PFM and our professionals have been innovative in creating flexible interim financings to allow Florida governments to take advantage of as much SRF funding as possible, even if it may not be available for several years. We have recently structured lines of credit to be taken out by future SRF committed funding for issuers such as Daytona Beach, Bushnell, and LaBelle.

PFM's and team members' Florida experience includes WIFIA loans for Fort Lauderdale, Sarasota County, North Miami Beach and the Polk Regional Water Cooperative. The following case study for Fort Lauderdale also highlights our use of innovative stormwater assessment methodology to **obtain a AAA rating for a new stormwater revenue credit.**

CASE STUDY: City of Fort Lauderdale, FL WIFIA Loan and Stormwater Assessments. PFM worked with Fort Lauderdale to design and implement a **new rate methodology for its stormwater revenue credit**, and the City had never issued bonds secured by this lien. To advance the capital program prior to issuing long-term bonds, PFM formulated a plan of finance that included interim funding until the new rate setting methodology was approved and the new Bond Ordinance was validated. PFM issued an RFP for a line of credit on the City's behalf which resulted in multiple proposals from lending institutions. Once the line of credit was in place for construction needs, we worked with the City on long-term financing that included a **WIFIA loan** and **Stormwater Assessment Revenue Bonds**. The inaugural Stormwater Assessment Bond issue was assigned a **AAA rating by S&P** and closed in August 2023, with the WIFIA loan closing in October 2023.

CITY OF FORT LAUDERDALE

CASE STUDY: City of Bushnell, FL – Water and Sewer Revolving Credit Bond, Series 2025. The City of Bushnell engaged PFM to serve as financial advisor for its Series 2025 Line of Credit to provide the City with interim funding for costs related to utility projects eligible for the SRF program. The City directed PFM to issue an RFP requesting a $10 million line of credit that would include options for a 3- and 4-year draw period. The most attractive proposal was received from United Community Public Finance, Inc. for a 4-year term. The Line of Credit will serve as a bridge that allows construction to begin ahead of SRF reimbursements. **By accelerating the project, the City was able to mitigate the risk of inflated construction, personnel, and delayed service delivery costs.**

Tax Increment, Special Assessment and PIF Funded Projects. PFM's Consulting Group's (PFMCG) Real **Estate Practice** focuses working with Florida cities, counties, and special districts in all stages of the creation of tax increment, non-ad valorem assessment, and other unique revenue programs.[15] These revenue streams can help growth pay for the required supporting infrastructure, shifting funding from other constrained sources. Our real estate practice provides **market feasibility studies and tax increment analyses** for governmental clients when evaluating potential developments. Many Florida cities are finding that the size of the City warrants additional entertainment and public space destinations.



For more than 30 years, the real estate team now with PFM has prepared these analyses and special assessment methodologies for CRAs, special assessment districts, fire districts, community development districts (CDDs), and other local governments. We assisted landowners in establishing a 1% public infrastructure fee (PIF) charged to on-site retail sales for Boggy Creek (Lake Nona) and One Daytona to help fund infrastructure for the projects. PFM is currently serving as financial advisor to the City of St. Petersburg on the extensive redevelopment of the Tampa Bay Rays baseball stadium and surrounding areas, which will likely require tax increment and special assessments in addition to other sources of city funding for the public infrastructure to support new multifamily residential and intensive commercial development.

CASE STUDY: City of Pompano Beach, FL: Pier Parking Garage Financing. PFM was asked by the City and CRA to evaluate different security and tax structures for bonds to fund the construction of a municipal parking garage as part of the City's pier development project. PFM ran various scenarios for the City, including analyzing taxable, tax-exempt, and 50% taxable/tax-exempt structures. The bonds were subsequently determined to be 100% taxable by bond counsel.



Typically, parking revenues of the garage would be the assumed security structure, but since the contemplated garage would be a greenfield site, a pledge of the forecasted net revenues of the parking garage with no prior history was unlikely to achieve a strong rating or result in low interest rates for the City. In addition, per the City's charter, the City cannot pledge a covenant to budget and appropriate (CB&A) non-ad valorem revenues without a city-wide referendum. This meant that the CB&A structure widely used in Florida, which is recognized by investors and rating agencies as a safe security, was not available for this bond issuance. Recognizing this, PFM suggested structuring the issue as certificates of participation (COPs). Since the City's only contemplated financing was the Pier Parking facility, COPs provided a more cost-effective and efficient financing tool for the project. This financing structure included a lease-purchase agreement between a leasing corporation and the City, where an essential city asset was leased by the leasing corporation to the City. The City makes lease payments subject to annual appropriation by City Council to repay the COPs over the term of the financing. Upon repaying the COPs, the property would be released to the City.

While the City would first use net parking revenues to pay debt service, PFM recommended that the ability to pledge general fund revenues would strengthen the credit and marketability of COPs. Given the growing acceptance of COPs in the investor community, highly-rated COPs could also be structured without a debt service reserve fund, which would decrease the borrowing costs to the City and also increased liquidity.

This approach was confirmed when the COPs were assigned ratings of A1/AA- from Moody's and S&P, respectively, which were much higher than the anticipated BBB rating from a bond issued solely with a parking revenue security. Throughout the process, PFM's Pricing Group negotiated on the City's behalf with the

[15]Services provided by PFM's affiliates are offered pursuant to separate agreement and fees. PFM expanded its assessment and real estate/economic development expertise by acquiring the consulting business of Fishkind & Associates in 2019.

underwriter on appropriate pricing levels for a taxable parking garage COPs transaction given the lack of comparable financings in the market.

CASE STUDY: Port St. Lucie City Center Master Plan. PFM serves as financial advisor to Port St. Lucie and Kevin Plenzler with PFMGC's Real Estate Group performed a market study for the 20+ acre City Center Master Plan. PFMGC, the City, and several consultants and stakeholders completed a comprehensive Master Plan study. The Master Plan team includes the City's CRA and representatives from all City departments, the Treasure Coast Regional Planning Council leading the Master Plan, PFM providing financial and market analysis, and HVS performing the Event Center analysis. PFM analyzed the market demand and feasibility of several uses, including multi-family housing, renovation of an existing event center, retail, office space, and parks. PFM and this team provided a combined market analysis report to City Council incorporating multiple elements of the detailed Master Plan.



CASE STUDY: City of Groveland, FL - PFM serves as City's Financial Advisor and is reviewing a Tax Increment Revenue Forecast report for an Opportunity Site in the City's downtown. The report compares forecasted TIF revenues assuming status quo incremental highway commercial development vs. the City's Redevelopment Plan that includes multi-family residential, live work units, and mixed-use commercial. PFM is assisting the City in evaluating the underlying assumptions of the report and the feasibility of the TIF forecast estimates.



Public-Private Partnerships. PFM has extensive expertise in analyzing public-private partnerships for local governments in Florida and nationally with significant local experience focused on redeveloping underutilized real estate assets to stimulate private investment.

CASE STUDY: Panama City Downtown Marina P3. In 2018, Panama City experienced large-scale damage from Hurricane Michael, including the City's downtown marina and uplands. The City entered into a public-private partnership with a subsidiary of The St. Joe Company ("JoePC") for a portion of the Downtown Marina Uplands where JoePC developed the Hotel Indigo and Harrison's Restaurant.



The City recently also negotiated with a third-party marina developer/operator, City Marina Partners, LLC ("CMP"), to enter into a lease to develop and operate the Downtown Marina (the "CMP Lease"). PFM was engaged to review the proposed Downtown Marina and CMP Lease and perform an analysis of the project risks, market demand, and proforma financial results.

PFM and our report to the City assisted in the City's negotiations with CMP, and PFM participated in a City Commission workshop to discuss the findings of our analysis. After CMP requested to expand the lease to include potential additional rights to develop the marina uplands, the City decided to end negotiations with CMP and reconsider a broader project scope.

To determine the most desired and best uses of the site, the City reengaged its urban planners, Dover Kohl, and hosted public charettes in January 2026 for community engagement on the types of redevelopment (parks, multi-use, residential, etc.). Prior to the charettes, PFM provided case studies for recent Florida marina and upland redevelopments as examples of public waterfront activation. The City utilized the case studies to inform

the public of the process in advance of the charettes, and PFM presented the case studies at the open house. Dover Kohl is currently compiling the results of the public input and PFM will analyze market feasibility and advise the City as it refines its preferred uses for the transformative redevelopment.

c. For a potential proposed project, explain the firm's approach to the following:

i. Indicate the steps your firm would follow in developing a financial plan and the corresponding duties and responsibilities the firm would assume.

As a partner with the City, PFM serves as an extension of the City's staff with a long-term relationship in mind. We are not simply transaction oriented, as we are involved at each step along the way to strategically implement policy objectives and goals. This begins with discussions regarding capital needs (**such as upcoming transportation financing or utility system needs**), budget capacity, and timing of the funding (interim vs long-term). PFM takes an all-encompassing approach, ensuring that the City's best interests are the top priority throughout the engagement and during each step of the financing process.

Strategic Planning

PFM views financial planning as an essential component of an issuer's overall debt issuance and financing program. We first work with the City to understand and **develop financing and debt objectives t**o guide the process of making strategic financial decisions. Debt should be issued in accordance with a financing plan that considers the outstanding debt, proposed debt, debt capacity, debt management policies, staff resources, and rating agency criteria. Strategic planning goes into each debt issuance, and involves the following steps and actions:



- Meeting with City management to discuss the **overall CIP and near- and long-term objectives**
- Discussing project fundamentals and all anticipated capital needs
- Evaluating the revenues to be pledged and sources of capital funding
- Presenting all available funding alternatives, including **interim financing** during the construction period (commercial paper, lines of credit) and **long-term options** (including bank loans, public bonds, SRF, and WIFIA)
- Identifying strengths and challenges so debt can be structured to maximize the City's ability to finance future capital needs

Below is a summary of the City of Fernandina Beach's 5-year capital improvement program from the adopted budget.

City of Fernandina Beach Capital Improvement Program ($Mil)

	FY26	FY27	FY28	FY29	FY30	Total
General Government	$ 0.68	$ 1.07	$ 0.71	$ 0.56	$ 0.89	$ 3.91
Building Fee	-	-	0.10	0.05	-	0.15
Law Enforcement Recovery	0.14	0.07	0.14	0.14	0.15	0.64
Capital Improvement	9.25	15.73	14.95	14.51	36.18	90.61
Capital Expansion	2.23	2.43	4.33	0.09	0.09	9.15
Stormwater	2.23	-	-	-	-	2.23
Wastewater Capital Improvement	2.00	2.00	-	-	5.00	9.00
Golf Course	0.15	1.13	0.95	0.79	0.27	3.28
Airport	4.87	6.06	0.29	3.29	1.03	15.54
Sanitation	0.25	-	-	-	0.26	0.51
Wastewater	2.23	0.90	0.99	1.06	1.26	6.44
Water	1.75	0.58	0.49	0.48	2.27	5.56
Stormwater	0.32	0.98	1.26	0.33	0.19	3.07
Marina	0.67	3.34	3.07	-	1.45	8.51
Fleet	0.05	0.05	-	0.05	-	0.14
Total	**$ 26.81**	**$ 34.32**	**$ 27.26**	**$ 21.35**	**$ 49.01**	**$ 158.75**

Source: City of Fernandina Beach 5-Year Capital Improvement Plan

In the current fiscal year, the City is completing the Amelia River Waterfront Park and an Ash Street stormwater drainage improvement and recently acquired land near City Hall for future downtown use. Over the next several years, the City will advance a citywide stormwater plan, complete the first phase of beach park improvements supported mainly by the County, and an airport runway rehabilitation funded primarily through grants.

The longer-term capital improvement program, spanning five to ten years and beyond, require significant funding which will also require borrowing. A new seawall represents the largest undertaking and is a central focus of the City's long-term planning. Closely related is the redevelopment of the marina, which together with the seawall, forms a broader downtown and waterfront program that the City formally adopted in 2026. While the City has secured several state grants and appropriations toward this work, a sizable funding gap remains. The Ybor Alvarez Sports Complex is another top priority, and the City is actively moving it forward as a long-term investment in community recreation. The project would add new soccer fields and is expected to draw support from both the County and a possible voter-approved bond. The City has identified the eventual replacement of the Atlantic Recreation Center as an additional parks and recreation need.

PFM would meet with management to discuss the CIP and near- and long-term objectives, evaluate revenues proposed to pay debt service, and present the full range of funding alternatives. As Florida's largest financial advisory firm by number of clients, we regularly assist in developing plans of finance for city-wide stormwater improvements, such as Fort Lauderdale and Miami Beach, downtown enhancement and revitalization, such as Winter Park and St. Augustine, and parks and recreation such as Cape Coral and Port St. Lucie. Our recent experience related to marinas and redevelopment includes Panama City, Vero Beach, and Cape Coral.

During the planning phase, it's critical to analyze the City's current debt portfolio for structuring flexibility for new projects and refinancing opportunities. **PFM updates the City's debt profile** (a PFM proprietary model used for tracking our client's outstanding obligations) and always conducts a thorough review of our client's existing liabilities, including capital leases, notes, and bonds payable. Following is a summary of the City's outstanding debt.

City of Fernandina Beach, Florida - Summary of Outstanding Debt

Obligation	Issue Date	Issue Size	Coupons	Final Maturity	Principal Outstanding 9/30/2025
Governmental Activities					
Revenue Notes Payable	Not Specified	Not Specified	1.89%	2041	$961,839
Financed Purchases	1/1/2020	3,203,386	2.50%-5.10%	2035	2,796,276
SBITA Payable, Series 2022	12/1/2022	82,590	3.33%	2028	49,165
SBITA Payable, Series 2025	7/10/2025	49,891	2.31%	2030	28,666
Subtotal		**$3,335,867**			**$3,835,946**
Business Type Activities[1]					
Storm Water Financed Purchases	1/1/2020	Not Specified	3.00%-4.00%	2026	$80,747
Utility Systems Ref Bonds, Series 2013A[2]	9/1/2013	29,720,000	3.00%-5.00%	2033	16,330,000
Airport Ref Rev Note, Series 2017	12/1/2017	1,381,000	4.28%	2032	721,000
Cap Imp Rev Ref Notes, Series 2021	6/17/2021	Not Specified	2.45%	2029	1,835,027
Cap Imp Rev Ref Note, Series 2022	1/6/2022	4,850,000	1.89%	2041	4,058,161
Cap Imp Rev Note, Series 2023	9/22/2023	Not Specified	4.86%	2028	453,000
Subtotal		**$35,951,000**			**$23,477,935**
Total		**$39,286,867**			**$27,313,881**

[1] The City issued Capital Improvement Revenue Note, Series 2025 (LOC) on 11/7/2025 with an NTE of $7,000,000 and a maturity date of 11/6/2028.
[2] Utility Systems Refunding Bonds, Series 2013A were refunded by the Utility Systems Refunding Revenue Note, Series 2025 issued 12/12/2025 with an NTE of $17,000,000 and a maturity date of 9/1/2033.

We use the debt profile as the framework for analyzing financing alternatives and **identifying potential refunding opportunities**. Our proactive approach ensures that our clients take advantage of market opportunities and consistently produces significant reductions in interest expense. **PFM proactively contacted Fernandina Beach at least five times beginning in April 2023 to notify the City that a**

refunding of its Utility System Refunding Bonds, Series 2013A was generating significant savings. The City completed the refunding in December 2025, and based on the low interest rates of the City's outstanding debt, there are currently no refunding candidates for savings.

PFM is prepared to serve as a partner to Fernandina Beach and assist in its strategic planning immediately. We are knowledgeable on the City's outstanding debt and have prepared a Moody's rating scorecard to provide an additional assessment of the City's credit. PFM will continue to monitor potential savings through refinancing opportunities and keep the City informed.

A comprehensive **review of the legal structure**, bonding authority, and bond covenants can identify opportunities to create financing flexibility within credit constraints. As one of the most active participants in the market for Florida local governments, we have an in-depth understanding of the various credit types and structures, including sales tax programs, general obligation bonds, appropriation-backed financings, utility infrastructure projects, tax increment districts, special assessments, and state and federal initiatives (SIB and SRF). PFM consistently reviews our client's existing financial policies to ensure consistency with all formal written policies and procedures.

We believe the use of debt should be a strategic decision based on the unique opportunities and requirements of the City. It is important to have a financial advisor that can **identify financing alternatives** and outline potential financing strategies relevant to a specific project. We inform our client's of the pros and cons associated with different financing techniques, and document any pertinent policies, processes, considerations, and projected outcomes before formally recommending what we believe is the optimal financing plan.

ii. Describe the technical and legal support services available to your firm and how they would be utilized in the formulation of the financing plan.

PFM has always been a financial advisor that is very different from our competitors – an independent financial advisory firm with technical resources matching those of the most sophisticated investment banks. PFM has tremendous resources available to Fernandina Beach for both transactional and non-transactional work, which are described in detail in the response on page 8. We have the technical proficiency to perform sophisticated financial modeling directly within the assigned team, and we also have a fully staffed group that provides cutting edge technical support. **Our quantitative resources assist with revenue forecasting, capital improvement planning, determining financing tools based on current and projected market conditions, and debt modeling. Legal support services provide regulatory guidance throughout the financing process and on an ongoing basis.** PFM's relationships with all the major public finance bond professionals in Florida provide additional resources to our clients such as information on how other governments are handling common challenges. **PFM has an excellent relationship with the City's Bond Counsel, Bryant Miller Olive.**

PFM offers and utilizes all the resources described herein to support the City's financing program. We describe our process of developing the City's financing plans in the prior question in this section. Following is additional information on PFM's Pricing Group, which is a key technical resource of the firm.

Bond Pricing Group. As the nation's largest financial advisory firm, PFM will provide the City of Fernandina Beach with unparalleled market resources such as our **Pricing Group, Quantitative Strategies Group, and Research Group**. PFM's Pricing Group is led by **Todd Fraizer, CFA, Managing Director, who will negotiate on behalf of Fernandina Beach throughout its bond pricings as its fiduciary.** PFM's Pricing Group is comprised of eleven dedicated individuals whose sole responsibility is providing market intelligence

2026 YTD Overall Municipal New Issues
PFM vs UW Ranking - Full Credit to Each Participant
Source: Ipreo

	# Issues	$ in Millions
PFM Financial Advisors LLC	450	59,011
BofA Securities	235	48,381
JP Morgan	181	30,196
Morgan Stanley	71	26,228
RBC Capital Markets	186	21,793
Jefferies	204	21,289
Wells Fargo	110	18,469
Goldman Sachs	34	17,169
Raymond James & Associates	281	13,759
Stifel	355	10,464

and advocating for our financial advisory clients on their bond pricings. Their critical function is to serve as PFM's nerve center, providing real-time market knowledge to PFM's clients and national professionals. The City will have direct access and communication with our pricing team, and they will support the project managers throughout our engagement. We offer Fernandina Beach a unique blend of knowledge, technical resources, and an independent, local fiduciary perspective. PFM is the most active financial advisor in the country and **a more frequent municipal market participant than even the largest investment banking firms.**

PFM's Pricing Group provides centralized access to market information and trends and leverages our knowledge of transactions firm-wide for our clients' benefit. These resources enable us to provide highly quantitative, current, and relevant market information to the City. PFM's Pricing Group uses multiple real-time and general market data sources, which feed into proprietary models to optimally price our clients' bond issues. **We have invested significantly in these pricing resources, and we do not need to canvas other underwriting desks when pricing a transaction, as we provide our own market data and recommendations.** PFM's Pricing Group will **benefit Fernandina Beach to preserve future refunding opportunities** through bond structuring elements such as optional redemption provisions (call dates and prices) and the coupon (not yield) of each bond maturity after the call date.

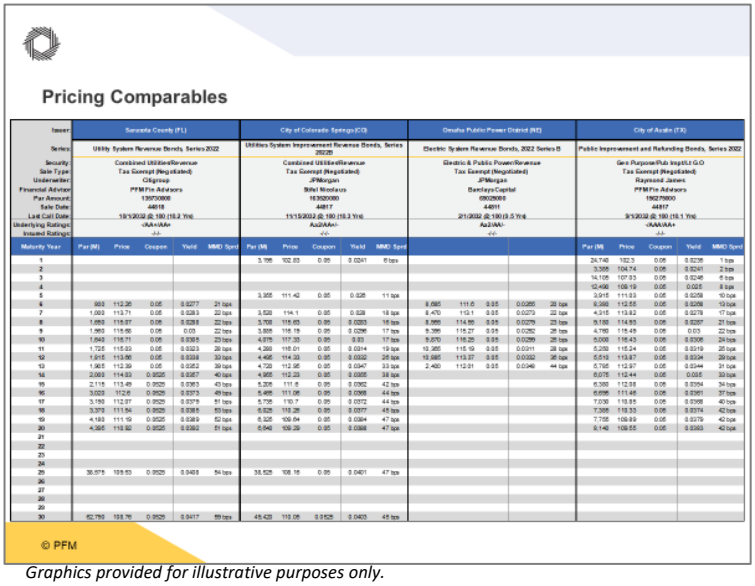

Graphics provided for illustrative purposes only.

PFM believes that we have **unparalleled independent fiduciary resources** to keep our clients up to date on relevant market information, trends and conditions.

Pricing Resources and Analytical Toods

Access to Industry Market Services and Data

Bloomberg, FINRA, Ipreo Buyside, Moody's, sifma, EMMA Electronic Municipal Market Access, Fitch, IPREO, MMA, REFINITIV, SOLVE, S&P Global

Analytical/Structuring Capabitlities and Databases

- Bond Pricing Analytics
- Coupon and Call Optimization
- Order Detail and Analysis
- Option Adjusted Spread Analysis
- DCF Option Monetization
- Make Whole Call Analysis
- FRN Synthetic Parity Model
- Forward Delivery Model
- Tender Valuation Model
- Tender Optimization Model
- Insurance Valuation Model
- Fair Market Value Report
- Secondary Trades Evaluator
- Complete Primary & Secondary Market database
- Note Database
- FRN Database
- Investor Database
- Takedown Database
- Weekly Market Update

iii. Indicate the extent to which your firm would consider alternatives to traditional municipal bonds in developing the financial plan; describe in detail your firm's related experience, identify firm members and other personnel involved in successfully designing and implementing alternative financing for municipal clients.

As the leading financial advisor in Florida and nationally,[16] PFM has experience with virtually every type of municipal debt issuance. In many cases, PFM was at the forefront of alternative financing structures that assisted our clients in meeting their long-term strategic vision. The information provided throughout this proposal highlights our involvement in an expansive range of financings rooted in unique and innovative ideas. Following are several alternatives to traditional municipal bonds where PFM has recent, relevant experience working with issuers similar to the City.

Bank Loans. Bank loans are utilized by many of our clients who look to take advantage of expedited financing timelines, reduced issuance costs and fewer continuing disclosure requirements, and PFM has been on the leading edge of negotiating favorable bank terms for our clients.

CASE STUDY: City of Homestead Electric System Revenue Note, Series 2024. As financial advisor to the City of Homestead, Julie Santamaria with PFM worked with the City to secure financing for a new electric system substation. Based on the project size of approximately $5.1 million and the City's desire to repay the loan within 15 years, PFM recommended a directly placed bank loan.

At the City's direction, PFM distributed a Request for Proposals to identify a lending institution that could provide fixed, tax-exempt interest rate options at the lowest overall borrowing cost and most favorable terms. The Electric System historically used cash on hand to fund its annual capital needs of approximately $3 million and had only used medium-term bank loans for capital in recent years. This resulted in the System having a low amount of debt, but its unrestricted cash and investments was also low at approximately $320,000, which raised concerns for several potential lenders.

The City also previously used funds from its electric, water and sewer, and solid waste systems to subsidize its general fund, and in recent years has been returning funds to the systems to reconcile this imbalance. As financial advisor to Homestead at a prior firm, Julie Santamaria worked with City staff for many years to communicate the need for structural balance to elected officials and other stakeholders and explain the improved practices to the rating agencies.

While the City requested a 15-year term, SouthState Bank offered an option for a 20-year term at a fixed rate of 4.15% through the final maturity that could be prepaid without penalty after six years. Given the System's low amount of unrestricted cash, PFM recommended that the System consider the 20-year alternative, as extending the repayment by an additional five years would provide the System with cash flow flexibility. We recommended that the System establish a days-cash-on-hand target to improve its liquidity and set aside the difference in lower debt service payments to annually build cash, in addition to using other sources of available funds to boost its reserves. The City decided to proceed with SouthState as the lender for the Note and selected the 20-year bank loan, which resulted in a final all-inclusive True Interest Cost of 4.29%.

Long-Dated Bank Loans. Given market volatility and the anticipation of rate cuts, long-dated bank loans have emerged as a practical financing method. As some banks have sought to lock in attractive yields, manage balance sheet duration, and compete with bond financing, issuers have been able to capitalize by securing long-term financing with favorable covenants and prepayment conditions. Put structures are often paired with long-dated bank loans to provide future refinancing opportunities and greater flexibility over time. For example, PFM helped Alachua County secure a bank loan for $85 million amortized over 30 years with a 15-year put at an all-in true interest cost of 3.97%. Similar financings were completed for Clay County Utility Authority, Santa Rosa County, and Gulf County.

[16] *Source: Ipreo as of 12/31/2025*

CASE STUDY: Gulf County, FL – Gas Tax Revenue and Revenue Refunding Note Series 2025A&B. Jeremy Niedfeldt with PFM worked with Gulf County to structure a bank loan that refunded the County's outstanding Series 2015 Gas Tax Bonds and provided over $9 million in funding for various road improvements. At the County's direction, PFM issued an RFP to banks requesting a 25-year term, which is considered a long maturity relative to typical bank loan structures. The County received proposals with multiple attractive options, including 25-year terms with 5-year and 10-year put features or balloon maturities, as well as a straight 25-year structure with a 7-year call provision that the County chose. PFM has implemented similar financing structures for multiple clients over the last few years.

Draw-Down Notes. Draw down notes are a flexible financing tool that allows an issuer to access funds in increments over time, rather than taking the full loan amount upfront. The borrower "draws down" only what is needed, reducing interest costs since interest only accrues on funds actually drawn. This structure offers similar benefits of a traditional bank loan but can be more cost-efficient than a lump-sum loan.

CASE STUDY: City of Daytona Beach, FL – Taxable Revolving Line of Credit Note, Series 2025. Jeremy Niedfeldt with PFM assisted the City of Daytona Beach to secure $15 million in funding for various capital improvements related to the City's Jackie Robinson Ballpark. Following a bank loan RFP process, the City received 7 proposals. Truist Bank distinguished itself by offering a drawdown feature that allowed the City to draw funds down as needed, thereby avoiding interest until each draw was utilized. The bank also offered prepayment flexibility without penalty, allowing the City to pay back on the line as funds become available.

Lease Financings. PFM has worked with many issuers to utilize lease financings to fund the purchase of vehicles, heavy equipment, technology, energy efficiency improvements and public safety equipment. This type of financing can be used as a cost-effective approach to finance assets over their useful life without the need to provide a specific pledged revenue source to secure the financing, which preserves future debt capacity for longer term capital projects. The asset vendors will also provide a financing option (vendor lease financing), but we have found that municipalities receive better financing terms, both rates and covenants, by separating the asset purchase from the financing through a PFM assisted process to procure a lease financing provider.

CASE STUDY: City of Tallahassee, FL – Master Lease. Jeremy Niedfeldt with PFM worked with Tallahassee to establish a master lease program for the purpose of purchasing energy efficient equipment, technology, and vehicles. Following the initial issuance, the program allowed subsequent financings to be streamlined throughout FY2025 – FY 2026. When comparing the master lease financing results to the original indicative financing results, thus far the City has been able to save $1.58 million by utilizing the program. PFM has implemented similar structures for dozens of clients over the last few years.

Interim Financings - Lines of Credit and Commercial Paper. A line of credit offers draw flexibility, allowing an issuer to obtain funds as needed over time. This interim financing tool can provide savings as interest accrues only on funds as they are used. A line of credit can be particularly helpful if the City needs access to funding but there is timing uncertainty for project fund disbursements. Jeremy Niedfeldt and Julie Santamaria are currently working with or has recently worked with numerous utility systems to provide lines of credit for future SRF funding, such as Bradenton, Lakeland, Bushnell, Daytona Beach, LaBelle, Marathon, and Polk Regional Water Cooperative.

Commercial paper (CP) can provide ongoing liquidity for short-term, interim financing needs. CP notes are issued with maturities ranging up to 270 days and traditional CP programs are usually structured with a liquidity facility, such as a letter of credit. The size of the City's needs would need to be sufficient to warrant the added expense and complexities associated with a CP program, and a line of credit can provide similar benefits without the increased costs and need for back-up credit support. The Florida Association of Counties also sponsors a pooled CP program, which can reduce costs.

CASE STUDY: Town of Jupiter, FL – Commercial Paper Financing. The Town of Jupiter requested PFM provide financing options to consider related to the construction of two new fire stations. The Town anticipates financing $10-$20 million over the next several years but is unsure of how much they would like to debt fund, and when the funds will be needed as it creates its own fire department. Julie Santamaria and Omar Charbanou with PFM provided a cost analysis and summary of financing options for the Town to consider, including:

- Issuing a 15-year fixed-rate bank loan for the full amount in the near future with the assumption of investing the project fund proceeds until they are spent (including the option for a draw-down feature to reduce interest expense)
- Entering into a variable rate line of credit and drawing the funds as needed with a take-out via a long-term fixed rate bank loan within 2 years when borrowing rates are expected to be lower than current rates
- Utilizing the Florida Local Government Finance Commission's (FLGFC) pooled Commercial Paper (CP) program, which provides interim financing similar to a Line of Credit but at an expected lower total borrowing cost

Upon a thorough review of the different financing options, the Town opted to proceed with the FLGFC CP program. Compared to a line of credit, the CP program has the benefit of no unutilized fee, quicker turnaround time (no RFP required as there is no other program of its type), and an expected lower borrowing rate.

Fixed Rate Bank Loan vs. CP Program w/ Take Out - $20 Million*

- Below is a comparison of a fixed rate bank loan vs. $20 million CP Program for 2 years with a bank loan take-out on 10/1/2026

Town of Jupiter, Florida
$20MM 2024 Bank Loan

Date	Principal	Interest	Debt Service	Project Fund	Net Debt Service	PV of Net Debt
10/1/2025	$959,000	$923,450	$1,882,450	($495,810)	$1,386,640	$1,332,795
10/1/2026	1,003,000	879,336	1,882,336	(145,810)	1,736,526	1,604,282
10/1/2027	1,049,000	833,198	1,882,198	-	1,882,198	1,671,338
10/1/2028	1,097,000	784,944	1,881,944	-	1,881,944	1,606,221
10/1/2029	1,148,000	734,482	1,882,482	-	1,882,482	1,544,291
10/1/2030	1,200,000	681,674	1,881,674	-	1,881,674	1,483,687
10/1/2031	1,256,000	626,474	1,882,474	-	1,882,474	1,426,680
10/1/2032	1,313,000	568,698	1,881,698	-	1,881,698	1,370,715
10/1/2033	1,374,000	508,300	1,882,300	-	1,882,300	1,317,910
10/1/2034	1,437,000	445,096	1,882,096	-	1,882,096	1,266,597
10/1/2035	1,503,000	378,994	1,881,994	-	1,881,994	1,217,347
10/1/2036	1,572,000	309,856	1,881,856	-	1,881,856	1,169,990
10/1/2037	1,645,000	237,544	1,882,544	-	1,882,544	1,124,969
10/1/2038	1,720,000	161,874	1,881,874	-	1,881,874	1,080,901
10/1/2039	1,799,000	82,754	1,881,754	-	1,881,754	1,038,862
Total	$20,075,000	$8,156,674	$28,231,674	($641,620)	$27,590,054	$20,256,584

Town of Jupiter, Florida
$20MM Commercial Paper & 2026 Bank Loan

Date	Principal	Interest	Debt Service	PV of Debt Service
10/1/2025	-	$335,030	$335,030	$322,020
10/1/2026	-	713,362	713,362	659,036
10/1/2027	1,207,000	803,000	2,010,000	1,784,822
10/1/2028	1,256,000	754,720	2,010,720	1,716,130
10/1/2029	1,306,000	704,480	2,010,480	1,649,294
10/1/2030	1,358,000	652,240	2,010,240	1,585,061
10/1/2031	1,413,000	597,920	2,010,920	1,524,026
10/1/2032	1,469,000	541,400	2,010,400	1,464,467
10/1/2033	1,528,000	482,640	2,010,640	1,407,768
10/1/2034	1,589,000	421,520	2,010,520	1,353,022
10/1/2035	1,652,000	357,960	2,009,960	1,300,121
10/1/2036	1,718,000	291,880	2,009,880	1,249,586
10/1/2037	1,787,000	223,160	2,010,160	1,201,230
10/1/2038	1,859,000	151,680	2,010,680	1,154,883
10/1/2039	1,933,000	77,320	2,010,320	1,109,839
Total	$20,075,000	$7,108,312	$27,183,312	$19,481,307

Present Value of Debt Service	
PV Date	10/1/2024
Assumed PV Rate	4.00%
PV Difference	$775,278

*Preliminary, subject to change

SRF and WIFIA Loans. PFM's Florida and nationwide utility focus provides tremendous insight on and experience with the financing tools available to utility systems such as the City's. In addition to traditional long-term financings, our firm has extensive experience with alternative forms of finance, including interim financing, SRF, and WIFIA loans**.** We have assisted numerous utilities with long-term financial planning, including pro-forma model development, scenario analysis, and capital plan optimization, and are well-versed with the issues facing Florida utilities as the state's leading municipal advisor.

- The Florida team has assisted numerous water, wastewater, and stormwater clients in applying for, negotiating, and executing WIFIA loans, including the City of Fort Lauderdale, City of North Miami Beach, Sarasota County, and Polk Regional Water Cooperative. We have assisted several clients with further leveraging the benefit of the WIFIA loan program using interim financing which can lower the overall interest cost for the project and preserve refinancing flexibility. Since the program's inception in 2017, PFM has advised clients **on 44 WIFIA loans and/or applications totaling over $7.5 billion.**[17]
- PFM is also a national leader in the development of state level SRF programs and has extensive experience assisting Florida issuers with accessing the SRF program to fund projects. While this program can provide heavily subsidized interest rates (as low as 0% in some cases), the considerations of SRF loans include limited structuring flexibility (20-year or less level debt service), potential covenant to budget and appropriate as a secondary security, FDEP consent rights on future senior lien debt, and Davis-Bacon and American Iron and Steel

[17] *Source: PFM internal records.*

requirements. The lower interest rate is sometimes worth these constraints, but PFM ensures borrowers have a clear understanding of all factors related to the SRF program before entering into a loan agreement.

PFM has experience with all of these programs and will evaluate the potential benefits of such financing alternatives with City staff in developing the plan of finance. We offer resources to Fernandina Beach beyond traditional financial advisory services to develop innovative solutions, **such as our P3 consulting for Fort Lauderdale's water treatment plant** (case study provided on page 36)**.**

iv. Describe typical circumstances under which the firm would recommend competitive versus negotiated sales of debt issues. Indicate the role your firm would play as financial advisor under each method of sale. Describe your firm's experience with each method of sale.

To determine the method of sale, PFM considers the following questions and attributes of each method to proceed in a way that best aligns the client's objectives and the market environment.

1. **Market Conditions** – is it a stable market, are investors secure or hesitant?
2. **Preference** – does Administration have a preference on type of sale?
3. **Timing** – is there a need to enter the market very quickly?
4. **Local participation** – does the client want the ability to provide residents priority access to purchase the bonds?
5. **Size** – what is the impact on the overall interest cost with changes in interest rates?
6. **Structure** – does the structure lend itself to making major structuring modifications on the day of pricing?
7. **Credit** – is it a challenged credit, or low underlying rating?
8. **Refunding** – how close is the client to its savings threshold?

	Negotiated Sale	Competitive Sale
Description	• Public offering of bonds through an underwriter-managed pricing process	• Public offering of bonds through competitive bidding process
Benefits	• Investment banks provide underwriting capability in volatile markets • Underwriter provides an extra set of eyes in POS preparation, proposed covenants, and ratings process • Marketing process assists in generating investor demand • Repricing ability to lower spreads • Ability to customize coupons at pricing	• Competitive bidding process provides maximum pricing transparency
Considerations	• Less direct transparency than competitive sales	• Lack of underwriting support in volatile markets • Less structuring flexibility than negotiated sales • No formal marketing period • Less ability to tailor structure based on feedback of interested investors

Being the leading financial advisory firm, PFM executed more transactions than all other firms combined within the state of Florida for both methods of sale in 2025. PFM's position as a market leader allows the firm to leverage its national footprint and firm-wide knowledge to provide pricing activity on par with Wall Street Investment Banks. Assisting with bond pricing is one of the most critical roles of a financial advisor. Following is a summary of how our **independent Pricing Group** works with the local advisory team to price our clients' transactions and how it benefits our clients.

Negotiated Sales: In pricing negotiated debt issues, PFM's Pricing Group compares historical transactions to various indices on a maturity-by-maturity basis, establishing relative credit spreads. PFM would enter the pricing of the City's bonds with **an independent view** of how each maturity should price. Our Pricing Group's option-adjusted yield-pricing model draws from multiple sources to clearly analyze varying coupons, call structures, and payment dates when setting pricing targets. We compare prior issues to those with similar attributes and credit structures using proprietary technologies and multiple third-party data resources. Successful marketing of the bonds requires entering the market with an appropriate pricing structure. Based on our market intelligence, we use a rigorous approach to determine target yield, coupons and call provisions. We evaluate market benchmarks, pricing history, comparable transactions and secondary trading. We also consider supply-demand dynamics, municipal-to-Treasury ratios and other relative value benchmarks in making any adjustments to the target scale.

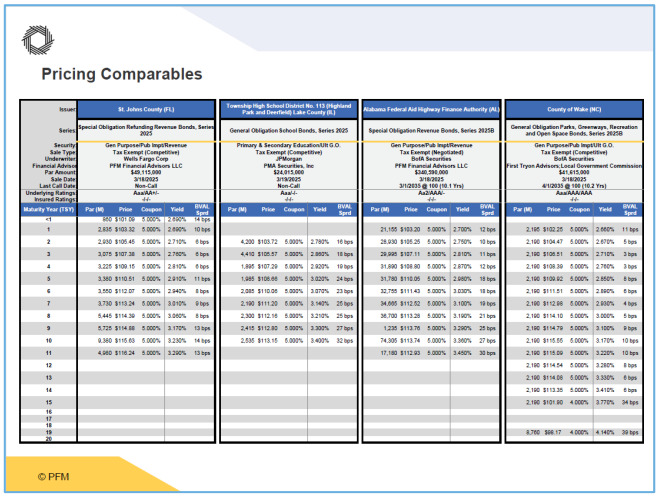

2025 FL Negotiated Municipal New Issues
Municipal Financial Advisor Ranking - Full Credit to Each Financial Advisor
Source: Ipreo

	# Issues	$ in Millions
PFM Financial Advisors LLC	51	6,859
Public Resources Advisory Group Inc	15	2,131
Kaufman Hall & Associates Inc	2	1,152
Hilltop Securities Inc	6	639
Ford & Associates Inc	3	507
Caine Mitter & Associates Inc	5	485
Building Hope Services LLC	9	240
Stephens Inc	1	235
Callowhill Capital Advisors LLC	1	184
CSG Advisors Inc	9	172

Competitive Sales: On competitive sales, PFM's pricing advice includes providing our target scales which are used in structuring the transaction. We make recommendations on the terms of sale and bidding provisions in the Notice of Sale (NOS). Bidding parameters should produce not just the lowest TIC, but also the lowest option-adjusted TIC, as different couponing structures can have a significant impact on the TIC for tax-exempt bonds. PFM would ensure that the structure and bidding parameters achieve the City's objectives and avoid underwriters submitting low TIC bids that are not as attractive on an option-adjusted basis. In addition to structuring the NOS, our role includes arranging for the electronic bidding logistics, updating the NOS prior to pricing, **marketing the sale to all the underwriting desks that typically participate**, verifying the winning bid, and providing the restructured amortization (if applicable) following pricing.

2025 FL Competitive Municipal New Issues
Municipal Financial Advisor Ranking - Full Credit to Each Financial Advisor
Source: Ipreo

	# Issues	$ in Millions
PFM Financial Advisors LLC	22	2,348
Ford & Associates Inc	3	215
Public Resources Advisory Group Inc	4	214
Hilltop Securities Inc	4	103

v. Indicate the activities your firm would undertake in facilitating the sale and marketing of the City's debt issue. Describe in detail related experience with such activities.

Once a decision has been made to issue debt, PFM leads the City and its financing team through the transaction management process. As your financial advisor, we coordinate and manage every aspect of a financing in order that the transaction comes to market according to the required timing.

Structure Debt Service and Recommend Type of Transaction. We will run multiple debt service scenarios for the City's consideration, such as level debt service compared to principal that is wrapped around existing debt, and multiple final maturities options.

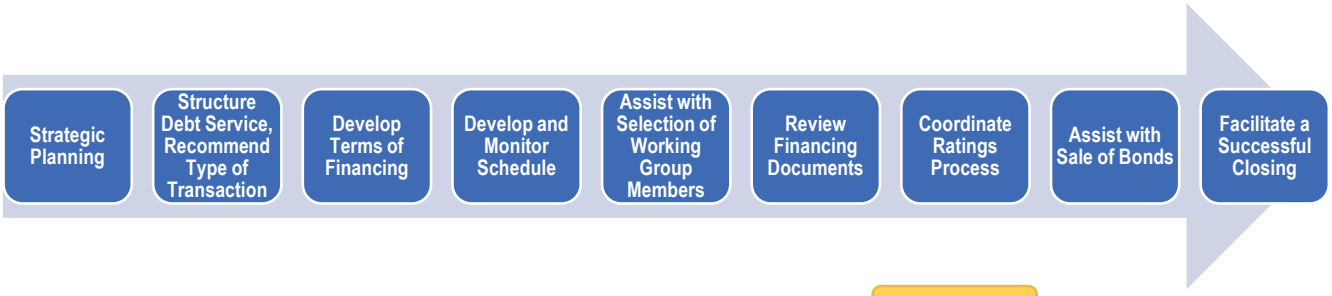

Depending on the size and length of the financing, PFM evaluates with the City the cost-effectiveness of bank loans vs. the public offering of bonds and other loan programs. Due to our level of activity in the Florida market, we have accurate knowledge of recent bank pricing and can quickly request indicative rates from competitive lenders. Our market intelligence is invaluable in working with the City to evaluate all financing options, including interim financing.

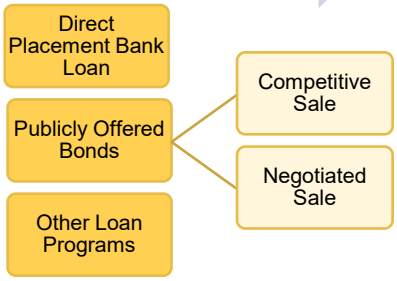

- If a **bank loan** is deemed optimal, PFM assists the City with developing and facilitating an RFP process to identify a lender. Our team keeps an extensive, current list of active competitive bank loan bidders and maintains ongoing contact with these banks to monitor any changes that may affect lending appetite and standard market rates.

  When Fernandina Beach issues a bank loan, PFM will manage the lender question and answer process. Once all questions are received by the deadline, we compile them and prepare draft responses for the City's review. After bank loan proposals are received, PFM carefully reviews the responses and prepares a summary matrix for initial discussions with City staff and Bond Counsel. Next, as part of the selection process, we make formal recommendations in a written memorandum that clearly outlines the risks and benefits of the different financing options proposed and any alternatives that best meet the City's objectives. Examples of a summary matrix and recommendation memorandum are provided on the following page.

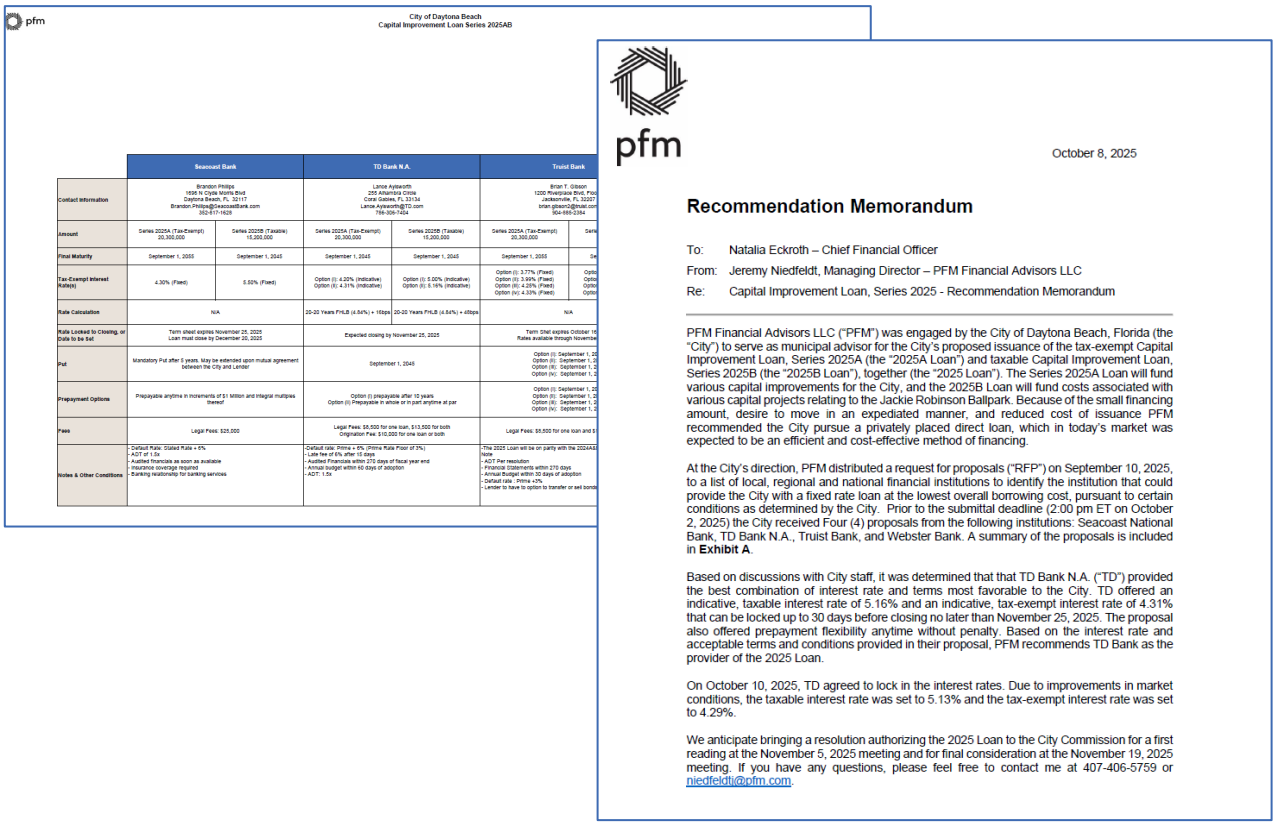

pfm

City of Daytona Beach
Capital Improvement Loan Series 2025AB

	Seacoast Bank		TD Bank N.A.		Truist Bank	
Contact Information	Brandon Phillips 1696 N Clyde Morris Blvd Daytona Beach, FL 32117 Brandon.Phillips@SeacoastBank.com 352-617-1628		Lance Aylesworth 255 Alhambra Circle Coral Gables, FL 33134 Lance.Aylesworth@TD.com 786-306-7404		Brian T. Gibson 1200 Riverplace Blvd, Floo Jacksonville, FL 32207 brian.gibson2@truist.com 904-669-2384	
Amount	Series 2025A (Tax-Exempt) 20,300,000	Series 2025B (Taxable) 15,200,000	Series 2025A (Tax-Exempt) 20,300,000	Series 2025B (Taxable) 15,200,000	Series 2025A (Tax-Exempt) 20,300,000	Se
Final Maturity	September 1, 2055	September 1, 2045	September 1, 2045	September 1, 2045	September 1, 2055	Se
Tax-Exempt Interest Rate(s)	4.30% (Fixed)	5.50% (Fixed)	Option (i): 4.20% (Indicative) Option (ii): 4.31% (Indicative)	Option (i): 5.00% (Indicative) Option (ii): 5.16% (Indicative)	Option (i): 3.77% (Fixed) Option (ii): 3.99% (Fixed) Option (iii): 4.28% (Fixed) Option (iv): 4.33% (Fixed)	Optio Optio Optio Optio
Rate Calculation	N/A		20-20 Years FHLB (4.64%) + 16bps	20-20 Years FHLB (4.64%) + 40bps	N/A	
Rate Locked to Closing, or Date to be Set	Term sheet expires November 26, 2025 Loan must close by December 20, 2025		Expected closing by November 25, 2025		Term Shet expires October 1 Rates available through Novembe	
Put	Mandatory Put after 5 years. May be extended upon mutual agreement between the City and Lender		September 1, 2045		Option (i): September 1, 20 Option (ii): September 1, 2 Option (iii): September 1, 2 Option (iv): September 1, 2	
Prepayment Options	Prepayable anytime in increments of $1 Million and integral multiples thereof		Option (i) prepayable after 10 years Option (ii) Prepayable in whole or in part anytime at par		Option (i): September 1, 20 Option (ii): September 1, 2 Option (iii): September 1, 2 Option (iv): September 1, 2	
Fees	Legal Fees: $25,000		Legal Fees: $5,500 for one loan, $13,500 for both Origination Fee: $10,000 for one loan or both		Legal Fees: $5,500 for one loan and $	
Notes & Other Conditions	- Default Rate: Stated Rate + 5% - ADT of 1.0x - Audited financials as soon as available - Insurance coverage required - Banking relationship for banking services		-Default rate: Prime + 5%, (Prime Rate Floor of 3%) - Late fee of 6% after 15 days - Audited Financials within 270 days of fiscal year end - Annual budget within 60 days of adoption - ADT: 1.0x		-The 2025 Loan will be on parity with the 2024A&E Note - ADT Per resolution - Financial Statements within 270 days - Annual Budget within 30 days of adoption - Default rate : Prime +3% - Lender to have to option to transfer or sell bonds	

pfm

October 8, 2025

Recommendation Memorandum

To: Natalia Eckroth – Chief Financial Officer

From: Jeremy Niedfeldt, Managing Director – PFM Financial Advisors LLC

Re: Capital Improvement Loan, Series 2025 - Recommendation Memorandum

PFM Financial Advisors LLC ("PFM") was engaged by the City of Daytona Beach, Florida (the "City") to serve as municipal advisor for the City's proposed issuance of the tax-exempt Capital Improvement Loan, Series 2025A (the "2025A Loan") and taxable Capital Improvement Loan, Series 2025B (the "2025B Loan"), together (the "2025 Loan"). The Series 2025A Loan will fund various capital improvements for the City, and the 2025B Loan will fund costs associated with various capital projects relating to the Jackie Robinson Ballpark. Because of the small financing amount, desire to move in an expediated manner, and reduced cost of issuance PFM recommended the City pursue a privately placed direct loan, which in today's market was expected to be an efficient and cost-effective method of financing.

At the City's direction, PFM distributed a request for proposals ("RFP") on September 10, 2025, to a list of local, regional and national financial institutions to identify the institution that could provide the City with a fixed rate loan at the lowest overall borrowing cost, pursuant to certain conditions as determined by the City. Prior to the submittal deadline (2:00 pm ET on October 2, 2025) the City received Four (4) proposals from the following institutions: Seacoast National Bank, TD Bank N.A., Truist Bank, and Webster Bank. A summary of the proposals is included in **Exhibit A**.

Based on discussions with City staff, it was determined that that TD Bank N.A. ("TD") provided the best combination of interest rate and terms most favorable to the City. TD offered an indicative, taxable interest rate of 5.16% and an indicative, tax-exempt interest rate of 4.31% that can be locked up to 30 days before closing no later than November 25, 2025. The proposal also offered prepayment flexibility anytime without penalty. Based on the interest rate and acceptable terms and conditions provided in their proposal, PFM recommends TD Bank as the provider of the 2025 Loan.

On October 10, 2025, TD agreed to lock in the interest rates. Due to improvements in market conditions, the taxable interest rate was set to 5.13% and the tax-exempt interest rate was set to 4.29%.

We anticipate bringing a resolution authorizing the 2025 Loan to the City Commission for a first reading at the November 5, 2025 meeting and for final consideration at the November 19, 2025 meeting. If you have any questions, please feel free to contact me at 407-406-5759 or niedfeldtj@pfm.com.

- In **negotiated public offerings**, PFM acts as the City's liaison with the underwriters as **we lead the working group in efficiently structuring and pricing a sound transaction that best meets the City's goals**. When a **competitive sale** is preferred, PFM assists in taking the issue to market, providing support in the bidding process, and uses our contacts with the underwriting community to seek to ensure that the issue receives widespread attention. For both competitive and negotiated sales, we provide updated debt schedules throughout the process based on current market data provided by PFM's Pricing Group and provide our clients with an independent evaluation of the pricing.

Develop Terms of Financing. PFM approaches bond issuance using a combination of overall market analysis and the City's goals and objectives, financial position, and debt portfolio. In any transaction, there are several financing issues that will need to be worked through with bond counsel (i.e., terms and conditions of the proposed sale, tax and regulatory issues, legislative and authorization procedures, and market disclosure preparation and dissemination). Because of our active presence in the Florida market, **PFM has a strong working relationship with the City's Bond Counsel, Bryant Miller Olive,** and we work as a team to identify and address any issues that need to be considered for the planned financing.

Develop & Monitor Schedule, Assist with Selection of Working Group Members. PFM creates a timetable that is designed to serve as a plan for the timely completion of the financing and identifies the party responsible for completing each task. PFM will assist the City in identifying and procuring financial-related services that may be required for a transaction. For services such as underwriters and bank loans, PFM prepares the RFP on behalf of the client with **thorough coordination with finance and procurement staff**. Working group members and services may include:

- Underwriting team, if negotiated sale or bank loan provider, if direct placement
- Financial Feasibility/Rate Consultant
- Consulting Engineer
- Ratings and bond insurance
- Official Statement electronic delivery
- Paying Agent, Verification Agent and Escrow Agent

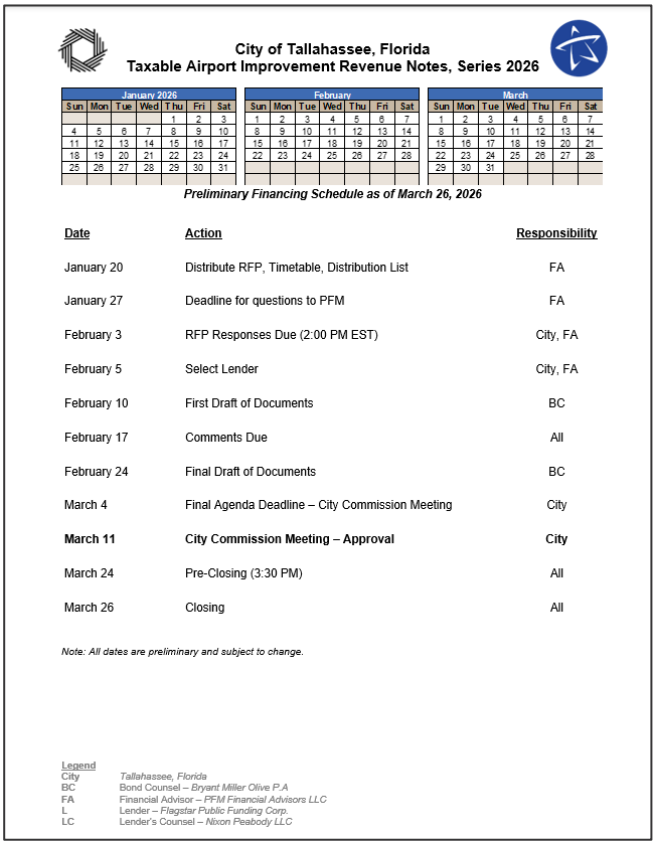

City of Tallahassee, Florida
Taxable Airport Improvement Revenue Notes, Series 2026

January 2026						
Sun	Mon	Tue	Wed	Thu	Fri	Sat
				1	2	3
4	5	6	7	8	9	10
11	12	13	14	15	16	17
18	19	20	21	22	23	24
25	26	27	28	29	30	31

February						
Sun	Mon	Tue	Wed	Thu	Fri	Sat
1	2	3	4	5	6	7
8	9	10	11	12	13	14
15	16	17	18	19	20	21
22	23	24	25	26	27	28

March						
Sun	Mon	Tue	Wed	Thu	Fri	Sat
1	2	3	4	5	6	7
8	9	10	11	12	13	14
15	16	17	18	19	20	21
22	23	24	25	26	27	28
29	30	31				

Preliminary Financing Schedule as of March 26, 2026

Date	Action	Responsibility
January 20	Distribute RFP, Timetable, Distribution List	FA
January 27	Deadline for questions to PFM	FA
February 3	RFP Responses Due (2:00 PM EST)	City, FA
February 5	Select Lender	City, FA
February 10	First Draft of Documents	BC
February 17	Comments Due	All
February 24	Final Draft of Documents	BC
March 4	Final Agenda Deadline – City Commission Meeting	City
March 11	**City Commission Meeting – Approval**	**City**
March 24	Pre-Closing (3:30 PM)	All
March 26	Closing	All

Note: All dates are preliminary and subject to change.

Legend
City – *Tallahassee, Florida*
BC – Bond Counsel – *Bryant Miller Olive P.A*
FA – Financial Advisor – *PFM Financial Advisors LLC*
L – Lender – *Flagstar Public Funding Corp.*
LC – Lender's Counsel – *Nixon Peabody LLC*

Review and Make Recommendations on Financing Documents. PFM's team **coordinates all members of the working group,** including bond counsel, underwriters' counsel, and in-house counsel to review and provide comments relating to the disclosure, security, sale and other documents associated with a financing. PFM team members have experience assisting issuers in preparing and reviewing the necessary bond indentures, legal documents, and other disclosure documents for the issuance of taxable and tax-exempt securities. For complex projects, this phase can be time-consuming, and our goal is to **serve as an extension of the City's staff and make the process as seamless as possible.** We also coordinate the providers of other documents, such as feasibility studies, use agreements, and arbitrage certificates.

Provide Expert, Fiduciary Pricing and Market Advice. As discussed in detail in our responses throughout this proposal, PFM's **Pricing Group** provides market intelligence as financing plans are created and advises our clients on every bond pricing. **Our Pricing Group and the independent fiduciary resources** such as our Research Group, to keep our clients up to date on relevant market information, trends and current conditions.

Post-Sale Performance Analysis. PFM works with issuers before and throughout pricing to evaluate the efforts of the underwriting team and if a syndicate member added value. When evaluating underwriter performance of a negotiated public bond issuance, we review the amount, number, types and timing of orders. For an underwriter to add value, it is crucial for the underwriter to place **usable** orders:

- Retail and institutional orders are valuable orders from investors that can be considered when repricing bonds.
- Member orders or stock orders are helpful for repricing if they are in maturities without significant investor orders. If member orders or stock orders are in maturities that are oversubscribed with investor orders, they are not counted towards the oversubscription as they will not be filled unless the market changes dramatically and the other orders are removed.

PFM's post-pricing analysis is very effective in evaluating underwriter performance, and we also analyze the secondary trading of the bonds from sale date to closing date to see if there are price increases (yield reductions) disproportional to any changes in market conditions. All of these data points are helpful when selecting underwriters on future transactions.[18]

Order Period Summary for the 2026A Bonds

- The order period for the 2026 Bonds was held on Tuesday, January 27, 2026 from about 9:30 AM EST to 11:00 AM EST. The order period results for the 2026A Bonds are summarized below. There was oversubscription for maturities on the shorter end and for the term bonds, but there was insufficient investor demand in other years. Overall priority subscription was 1.29x

Summary of Orders - 2026A Bonds (10-Year Call)

Maturity	Principal ($000)	Coupon	Retail ($000)	Institutional ($000)	Stock ($000)	Priority Orders ($000)	Priority Balance ($000)	Priority Subscription	Total Orders ($000)	Total Balance ($000)	Total Subscription
10/1/2027	620	5.00%	-	1,240	-	1,240	(620)	200%	1,240	(620)	200%
10/1/2028	655	5.00%	-	1,310	-	1,310	(655)	200%	1,310	(655)	200%
10/1/2029	690	5.00%	-	1,380	-	1,380	(690)	200%	1,380	(690)	200%
10/1/2030	720	5.00%	-	1,440	-	1,440	(720)	200%	1,440	(720)	200%
10/1/2031	760	5.00%	-	1,520	-	1,520	(760)	200%	1,520	(760)	200%
10/1/2032	795	5.00%	-	795	-	795	-	100%	795	-	100%
10/1/2033	835	5.00%	-	1,670	-	1,670	(835)	200%	1,670	(835)	200%
10/1/2034	180	5.00%	-	-	-	-	180	0%	-	180	0%
10/1/2035	920	5.00%	-	-	-	-	920	0%	-	920	0%
10/1/2036	965	5.00%	-	-	-	-	965	0%	-	965	0%
10/1/2037	1,015	5.00%	-	-	1,015	-	1,015	0%	1,015	-	100%
10/1/2038	1,065	5.00%	-	-	1,065	-	1,065	0%	1,065	-	100%
10/1/2039	1,115	5.00%	-	1,115	1,115	1,115	-	100%	2,230	(1,115)	200%
10/1/2040	1,175	5.00%	-	-	1,175	-	1,175	0%	1,175	-	100%
10/1/2041	1,230	5.00%	-	-	1,230	-	1,230	0%	1,230	-	100%
10/1/2042	1,295	5.00%	-	-	1,000	-	1,295	0%	1,000	295	77%
10/1/2043	1,355	5.00%	-	-	1,000	-	1,355	0%	1,000	355	74%
10/1/2044	1,425	5.00%	-	-	1,000	-	1,425	0%	1,000	425	70%
10/1/2045	1,495	5.00%	-	-	1,000	-	1,495	0%	1,000	495	67%
10/1/2046	1,570	5.00%	-	-	1,000	-	1,570	0%	1,000	570	64%
10/1/2051[1]	9,180	5.25%	-	16,480	5,000	16,480	(7,300)	180%	21,480	(12,300)	234%
10/1/2056[1]	11,855	5.25%	-	26,010	5,000	26,010	(14,155)	219%	31,010	(19,155)	262%
Totals	$40,915		-	$52,960	$20,600	$52,960	$13,690	129%	$73,560	$4,205	180%

[1]Term Bond

© PFM

Facilitate Successful Closing and Post Sale Reporting. After the sale is completed, PFM facilitates all steps needed to proceed with a **smooth closing**, from preparing the closing memorandum to **overseeing all details necessary to complete the financing in an organized and timely fashion**. After each transaction, PFM prepares a detailed Financial Advisory Report, providing the City with a summary of the transaction, including any financial alternatives considered, the financial impact of the transaction, refunding results (if applicable) and other key information about the issue. For public offerings, we also provide a post-sale narrative of the pricing process, the pricing performance of the bond sale, and comparable transactions in the market. Following are excerpts from an example Financial Advisory Report.[19]

[18] Graphics provided for illustrative purposes only.
[19] Graphics provided for illustrative purposes only.

Transaction Summaries

Solid Waste Disposal & Resource Recovery System Revenue Bonds, Series 2026A (the "2026A Bonds") Solid Waste Disposal & Resource Recovery System Revenue Bonds, Series 2026B (the "2026B Bonds")	
Purpose	The 2026A Bonds and the 2026B Bonds (together, the "2026 Bonds") were issued to (i) finance and/or reimburse the cost of acquisition and/or construction of equipment, additions, extensions, improvements, and reconstruction of the Solid Waste Disposal and Resource Recovery System, (ii) fund capitalized interest associated with the 2026 Bonds; and (ii) pay the cost of issuance related to the 2026 Bonds.
Method of Sale	Negotiated Public Offering
Sale Date	January 27, 2026
Underwriters	Senior Manager: BofA Securities | Co-Manager: Raymond James & Associates
Security	The 2026 Bonds are secured by and payable solely from the Trust Estate created under the Indenture, which is comprised of: (i) Gross Revenues of the System; (ii) the Funds and Accounts (other than the Operating Reserve Fund, the Landfill Closure Fund and the Rebate Fund) and moneys on deposit therein and investment earnings thereon; (iii) the proceeds of the 2026 Bonds, and all other amounts held under the Indenture and any Supplemental Indenture; and (iv) any and all other funds, moneys and property of any kind from time to time pledged as additional security.
Payment Dates	Principal on the 2026 Bonds will be paid annually, commencing October 1, 2027, with a final maturity of October 1, 2056. The initial interest payments on the 2025 Bonds are due April 1, 2026, and payable semi-annually on April 1 and October 1 of each year. The debt service schedules for the 2026 Bonds are included with the full set of final numbers in ***Exhibit I***.
Optional Redemption	The 2026A Bonds are subject to redemption prior to maturity on any date on or after April 1, 2036 at any time without penalty. The 2026B Bonds are subject to redemption prior to maturity on any date on or after April 1, 2031 at any time without penalty.
Credit Rating	The following credit rating was assigned to the 2026 Bonds: • S&P: "AA+" (stable outlook) A copy of the rating report is included in ***Exhibit V***.

Summary of Delegated Parameters (Resolution No. 26-100)		
Statistic	*Parameter*	*Sale Result*
Principal Amount	Not to exceed $95,000,000	$92,100,000
Underwriters' Spread	Not to exceed $5.00/bond	$3.10/bond
True Interest Cost	Not greater than 5.75%	4.89%
Summary & Recommendation	Based on the foregoing and our knowledge and experience in the issuance of tax-exempt debt, it is our opinion that the interest rate and terms of the 2024 Bonds were fair and appropriate under current market conditions for a transaction of this size and type. Based on these parameters, PFM recommended the County accept the offer from BofA Securities to underwrite the 2026 Bonds.	

Debt Profile Summary: Solid Waste System Bonds

Debt Summary		
Total Outstanding Debt		
Principal Outstanding		$92,100,000
Final Maturity		10/1/2056
Maximum Annual Debt Service		$6,178,763
Refunding Breakdown		
Callable Debt		$82,600,000
Noncallable Debt		$9,500,000
Revenues & Coverage		
FY 2024 Pledged Revenues		$83,874,211
Additional Bonds Test		1.10x
MADS Coverage		13.57x
Ratings		
S&P	**Moody's**	**Fitch**
AA+	-	-

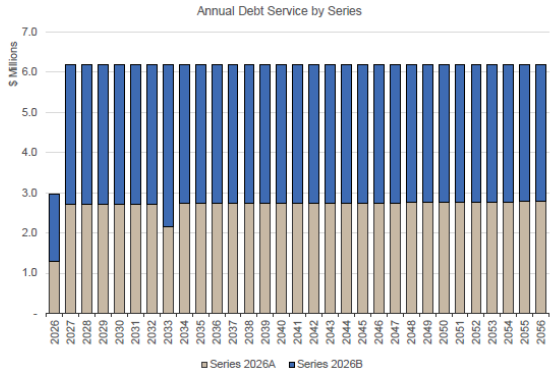

Series Name	Issue Type	Tax Status	Purpose	Issue Size	Final Maturity	Outstanding Par as of 2/19/2026	Call Date	Refunding Status		
								Forward	Current	Non-Callable
Series 2026A	Bond Offering	AMT	New Money	$40,935,000	10/1/2056	$40,935,000	4/1/2036	-	$34,670,000	$6,265,000
Series 2026B	Bond Offering	AMT	New Money	51,165,000	10/1/2056	51,165,000	4/1/2031	-	47,930,000	3,235,000
Total				$92,100,000		$92,100,000		-	$82,600,000	$9,500,000

Graphics provided for illustrative purposes only.

vi. Describe the duties and responsibilities the firm would perform and assume in a refunding operation for purposes of refinancing the City's existing debt. Indicate the firm's experience in this area.

PFM is an industry leader in analyzing and structuring a variety of current and advanced refunding techniques and has developed several models to maximize the present value debt service savings realized by the issuer. We also have the capability to perform complicated financing structures that may provide alternatives to traditional refunding techniques, including cross-over refundings, variable rate debt restructuring options, fixed rate conversions, forward refunding bonds, and synthetic fixed/synthetic variable rate securities.

The Tax Cuts and Jobs Act of 2017 eliminated tax-exempt advance refundings and reduced the maximum corporate tax rate from 35% to 21%, which reduces the tax benefit to most municipal investors. However, there are numerous tools and strategies to take advantage of low interest rates prior to the call date. Techniques such as forward refundings, taxable advance refundings and synthetic advance refundings have been around for decades and regained popularity.

The recommended savings threshold for a refunding varies depending on the type of refunding structure, the associated risks, and client preference. Many of our clients' debt policies require a minimum of 3% net present value savings for traditional refunding structures. We advocate that our clients consider higher savings thresholds for non-traditional refunding structures to compensate for the added complexity and additional risks. Following is a summary of several strategies currently being utilized in response to the elimination of tax-exempt advance refundings. PFM has considerable experience with each of these alternatives.

Risk & Considerations

	#1: Taxable Refunding	#2: Cinderella Bonds	#3: Tender	#4: Forward Delivery Bonds	#5: Forward Starting Swap
Ease of Execution	Easy	Moderate	Difficult	Easy	Difficult
Investor Demand	Good investor demand	Execution is dependent upon investor demand	Execution is highly dependent upon investor demand	Execution is dependent upon investor demand	Execution is dependent upon investor demand
Added Borrowing Cost/Features for Non-Traditional Structures	✓	✓	✓	✓	✓
Interest Rate Risk		✓			
Opportunity Risk	✓	✓		✓	✓
Tax Risk	✓	✓	✓	✓	✓
Counterparty Risk				✓	✓
Issuer Risk Profile Change/Market Perception Risk		✓		✓	✓
Increased Transactional Costs	✓	✓	✓	✓	✓
Market Dislocation		✓		✓	✓

- **Forward Delivery Refundings:** For clients that have debt issues that are not currently callable, a forward delivery, direct bank placement may provide the opportunity to capture the economic benefit of a refunding in the current market. Like traditional bank loans, a forward delivery bank loan is structured directly with a bank and may not require the use of rating agencies, offering documents, the issuer's underwriting team, or underwriter's counsel. This may result in significant savings of both time and issuance costs. The interest rate on the loan can be locked in the current market; however, the loan would not close until 90 days before the optional call date on the debt to be refunded, resulting in a current refunding for tax purposes.

- **"Cinderella" Refundings:** An alternative strategy to lock in debt service savings today by issuing a taxable advance refunding bond that subsequently converts to a tax-exempt interest rate upon the

optional call date. In our experience, this structure is referred to as a Cinderella bond and can provide better savings than a forward delivery refunding.

Following are case studies for a Forward Refunding Bank Loan for Tampa Bay Water, a Cinderella Exchange for the City of Tallahassee, and Certificates of Participation Refunding for the School District of Miami-Dade County.[20]

CASE STUDY: Tampa Bay Water – Utility System Master Bond (Forward Refunding Bank Loan). Tampa Bay Water (TBW or the Authority) is the exclusive wholesale provider for the Tampa Bay area, supplying water to over 2.5 million people represented by six member governments in Hillsborough, Pinellas and Pasco counties. PFM was hired as TBW's financial advisor in 2009 and has assisted with a wide range of financings and planning. Since our engagement, we have advised on 12 issuances, ranging from new money projects to refundings, totaling over $1.2 billion.

Of utmost importance to the Authority as they fund major water supply and distribution projects is closely monitoring its debt profile, which drives a main component of the rates charged to customers. In 2020, PFM approached the Authority regarding the refunding potential of three series of outstanding bonds, Series 2010, 2011A and 2013, totaling $128 million. While a tax-exempt advance refunding wasn't an option due to the current federal tax laws, we believed there was an opportunity for TBW to realize significant savings in the current low interest environment.

PFM requested TBW's underwriting team provide alternative proposals to refinance the three series of outstanding bonds that would become callable over the next three years. TBW received proposals from each member of the Authority's Underwriting team that ranged from a standard taxable refunding to various forward refunding structures. After carefully evaluating each response, PFM recommended the Authority proceed with an offer that utilized a forward refunding bank loan comprised of three different tranches, each closing 90 days before the respective call dates of the refunded bonds.

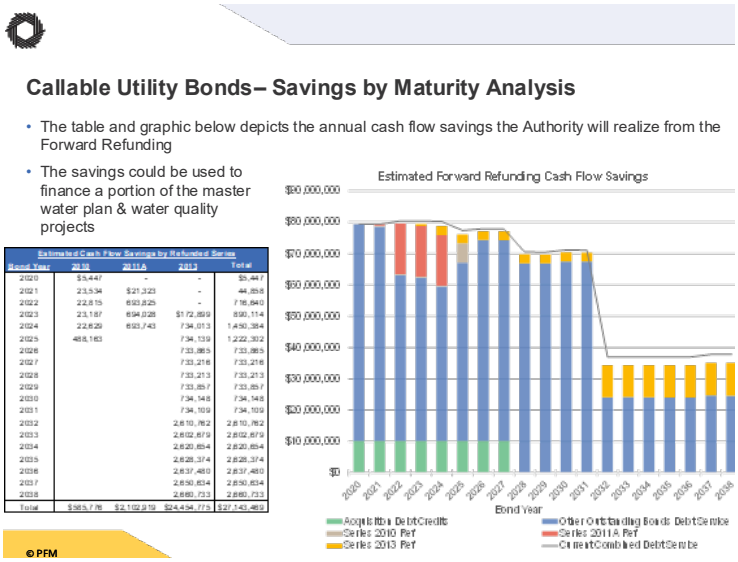

Graphics provided for illustrative purposes only.

The forward refunding bank loan structure allowed the Authority to lock-in a tax-exempt borrowing rate of 2.31% for all three tranches and achieve lower costs of issuance when compared to a standard public offering. In aggregate, the forward refunding resulted in $23 million (18%) of net present value savings to TBW.

The timing of the forward refunding was especially advantageous for the final tranche closing in July 2023 (refinancing $75 million of Series 2013 Bonds), the largest tranche of the refinancing program. We were able to close this 15-year refunding loan at a rate of 2.31% and invest the 90-day escrow deposit at a rate of 5.26%. This optimal combination of locking-in the tax-exempt borrowing rate near historic lows and investing the escrow proceeds when short-term interest rates were at historic highs, allowed TBW to earn **significant legal positive arbitrage. The escrow securities provided an additional $964,000 of savings to the Authority, resulting in a total of $20.4 million (27.1%) NPV savings on the Series 2013 Bonds refunding portion.**

[20] *Case studies throughout this proposal are for informational purposes only and do not represent an endorsement or testimonial by clients of PFM's financial advisory services. The results obtained for clients illustrated was dependent upon each client's circumstances and market conditions at the time of the transactions and should not be viewed as a guarantee of future performance results.*

CASE STUDY: City of Tallahassee, FL – Energy System Refunding Revenue Bond, Series 2023 (Cinderella Exchange). PFM served as Financial Advisor for the City of Tallahassee's $59,790,000 Energy System Refunding Revenue Bond, Series 2023 to provide for a tax-exempt exchange of the outstanding Taxable Energy System Refunding Revenue Bond, Series 2022.

CITY OF TALLAHASSEE

PFM analyzed refunding opportunities for the City's Series 2015 Bonds in May 2022. With a call date of October 1, 2023, and the attractive level of interest rates at that time, a Cinderella bank loan refunding was determined to be an efficient and cost-effective approach. On the City's behalf, PFM distributed a Request for Proposals in May 2022 and received proposals from 13 firms. Truist offered a fixed, 11-year, taxable interest rate of 3.51% with the option for a tax-exempt conversion to 2.77% on October 1, 2023.

The final pricing for the Cinderella Refunding resulted in an All-In True Interest Cost of 3.02% and net present value savings of $3 million, which was 5.20% of bonds refunded. Additional NPV savings of $2 million are being realized at the all-in conversion rate of 2.77%, for total net present value savings of $5.1 million (8.5% of bonds refunded).

With the increase in interest rates during 2023, PFM explored the possibility of the escrow (invested in SLGS) maturing early on July 1, 2023, 3 months in advance of the October 1, 2023 exchange date, to take advantage of open market securities (OMS). Our analysis determined that it was in the City's best interest leave the escrow as structured in SLGS due to the short investment period of three months and cost to facilitate an OMS investment.

pfm

City of Tallahassee, Florida
Energy System Refunding Revenue Bonds, Series 2022
RFP Summary

	BMO	Bank of America	CNB (RBC)	FHN Financial	JPMorgan
Contact Information	Hank Gay Director Hank.gay@bmo.com 312.461.2439	Joe Miller Senior Vice President j.r.miller@bofa.com 850.934.5946	Matthew Sansbury Director matthew.sansbury@rbccm.com 727.895.8894	Keith Thompson Senior Vice President keith.thompson@fhnfinancial.com 850.203.6540	Tim Bittel Executive Director timothy.j.bittel@jpmorgan.com 212.270.2169
Interest Rates **- Taxable Rate** **- Tax Exempt Rate**	4.735% 3.741%	3.44% 2.72%	Option 1) TX: 30-day rate lock: 3.55% TX: 60-day rate lock: 3.60% TE: 30-day rate lock: 2.84% TE: 30-day rate lock: 2.89% Option 2) TX: 30-day rate lock: 3.79% TX: 60-day rate lock: 3.84% TE: 30-day rate lock: 3.04% TE: 30-day rate lock: 3.09%	Option 1) Taxable Advance Refunding 3.40% Option 2) Forward Delivery Tax-Exempt Current Refunding Rate not specified	Option 1) Taxable Direct Purchase 2.45% - 3.90% Option 2) Cinderella TX: 2.45% - 3.90% TE: 1.95% - 3.15% Option 3) Tax-Exempt Forward Direct Purchase 3.55% - 3.20%
Rate Set Calculation	Indicative	Indicative	Indicative	Indicative	Indicative
Rate Locked to Closing, or Date to be Set	6/16/2022	Subject to Rate Lock Agreement	Subject to Rate Lock Agreement 30-days: free 60-days: 50ps premium	Set at close	Subject to Rate Lock Agreement or Closing Date
Prepayment Provisions	Make Whole	Make Whole	Option 1) Callable any time on or after 10/1/2025 subject to Make Whole Option 2) Callable any time on or after 10/1/2027 without penalty	Prepayable in part or full without penalty 1 year after closing	Make Whole
Legal/Other Fees	$40,000	$25,000 (legal) (22,500 at close, 2,500 at conversion) $2,500 (administrative)	$10,000 (legal) $50,000 (loan agent fee)	$8,750 (legal) $10,000 (origination fee)	$40,000 (legal)
Other Conditions & Notes	a) Bank shall take physical delivery of the Bond b) CAFR due within 240 days of fiscal year end c) no-default and covenant compliance certificate accompanied with financials d) Budget due within 30 days of beginning of fiscal year e) Rate Covenant as defined in the Resolution (1.30x) f) Maintain underlying bond ratings of no less than BBB+/Baa1 g) gross-up language in the event of taxability h) Default Rate: Base Rate + 4.00% i) Base Rate: Defined as the higher of (i) Prime Rate, (ii) Fed Funds plus 2%, (iii) Daily Simple SOFR Rate plus 3% or (iv) 5%	a) Default Rate: Lesser of maximum lawful rate and 12% b) Gross-up language in the event of taxability c) Covenants as provided in the resolution d) CAFR due within 270 days of fiscal year end e) Payments more than 15 days late subject to late fee of 4% f) Must maintain bond ratings of at least Baa3/BBB-/BBB- or default rate will apply	a) Proposed rate formula to expire on 7/15/2022 b) Subject to final credit approval	a) CAFR due within 270 days of fiscal year end b) Budget due within 60 days of fiscal year end c) Default Rate: 5%	a) Default Rate: 10% b) Subject to final credit approval c) proposal expiration: June 15, 2022

CASE STUDY: School District of Miami-Dade County, Florida – Certificates of Participation, Series 2025A. PFM served as Financial Advisor for the School District of Miami-Dade County (the "District"), Florida's Certificates of Participation, Series 2025A ($413,850,000) which provides for a current refunding of the District's Series 2014D, 2015A, and 2015B Certificates of Participation.

PFM provided an analysis of refunding opportunities to the District, specifically identifying the Series 2014D Certificates as currently refundable for net present value savings. Due to market dynamics at the time, PFM recommended a public sale to capture the highest level of debt service savings. The District agreed, and PFM created and distributed a request for underwriter proposals on behalf of the District. This proposal was sent to three underwriters that had demonstrated for support for the District in the recent past. Upon receipt of proposals, PFM provided a proposal summary to the District, including a suggestion to capture additional sets of certificates (Series 2015A and 2015B) in the refunding. The District ultimately moved forward with this suggestion.

In addition to the refunding, the District also had the opportunity to update the Master Lease with amendments that were originally contemplated in 2016. Because purchasers of the Series 2025A Certificates would be deemed to have consented to the amendments, the District would finally be able to achieve consent from over 50% of certificate holders, which is required to have the amendments become effective.

During pricing, the District was approximately 3x oversubscribed in later maturities, allowing for yield reductions in those maturities. The underwriter originally proposed for a 3-basis point adjustment in 2030 and 2 basis point adjustments in 2031 and 2032. Based on the strength of the order book, PFM's Pricing Group requested an additional basis point of adjustment in 2031 and 2032, to which the underwriter agreed. This request earned the District more than $60,000 in additional net present value savings for the refunding. The successful sale refunded over $455 million of the District's certificates and provided $22,875,000 in net present value savings, which was 5.02% of certificates refunded.

Miami-Dade County School Board 2025A Order Summary Update

Maturity	Series	Comments	Coupon	ROY	Spread	Amount	Retail	Institutional	Stock	Priority Orders	#Priority	Priority Balance	Priority Subscription
5/1/2026	2025A	0	5.00%	3.12%	27 bps	72,495	5,000	64,500	22,000	69,500	13	2,995	96%
5/1/2027	2025A	0	5.00%	3.21%	32 bps	76,015	0	93,500	5,000	93,500	12	(17,485)	123%
5/1/2028	2025A	0	5.00%	3.25%	32 bps	78,610	0	50,525	5,000	50,525	14	28,085	64%
5/1/2029	2025A	0	5.00%	3.32%	35 bps	42,295	240	72,945	0	73,185	12	(30,890)	173%
5/1/2030	2025A	0	5.00%	3.38%	36 bps	44,405	0	161,015	20,000	161,015	18	(116,610)	363%
5/1/2031	2025A	0	5.00%	3.40%	33 bps	46,625	300	147,755	35,000	148,055	12	(101,430)	318%
5/1/2032	2025A	0	5.00%	3.44%	32 bps	48,965	50	146,520	50,000	146,570	16	(97,605)	299%
Totals:						409,410	5,590	736,760	137,000	742,350	97	31,080	181%

5. Fees for Services

The cost portion of the proposal should include the following element:

a. Describe the firm's proposed fee schedule for the requested services and for various alternatives. Indicate the impact on the fee structure of a competitive sale versus a negotiated sale.

PFM proposes the following fees for services related to the issuance of debt, which will be included in the proceeds of any borrowing and calculated per $1,000 of bond proceeds, with a minimum fee per transaction of $19,500. Multi-purpose issuances with new money and refunding and/or uniquely separate projects will be billed separately.

Amount of Debt Proceeds	Fee Per $1,000
Up to $20,000,000	$1.00
$20,000,001 to $40,000,000	$0.90
$40,000,001 or More	$0.80

b. Consulting services may be requested in situations that do not involve a debt issue. Explain how the firm would bill for such services, including a proposed billing procedure and rates.

PFM proposes the following hourly fees for services not involving the issuance of debt, which would only apply upon mutual agreement for special projects. PFM would not charge for responding to questions and providing typical debt financial analyses in-between transactions.

Experience Level	Hourly Rate
Managing Director/Director	$250
Senior Managing Consultant	$225
Analyst/Senior Analyst	$200

Any hourly fee services would be upon direction from the City. Instead of hourly billing, PFM and the City may also negotiate a fixed fee for special projects if the City prefers.

Certain projects that are more in-depth and require sector specialists may be subject to a separately negotiated fee. For such special projects, a fixed fee is typically agreed to in advance and documented in a written agreement. Any requested services provided by PFM affiliates are subject to separate agreements and fees.

c. Indicate the firm's policy regarding out-of-pocket and/or indirect cost expenses; if such expenses would be reimbursable from the City, itemize the types of expenses and basis of billing by expense type.

PFM will be reimbursed by the City for necessary and reasonable out-of-pocket expenses at cost. Out-of-pocket expenses include, but are not limited to, any travel, meals, lodging, data recovery fees, and all other costs incurred by PFM, subject to City approval.

d. A listing of any and all additional charges not specifically identified herein.

Arbitrage Compliance Services

Following are the proposed fees related to arbitrage compliance services that will be provided by PFM's subcontractor, LLS Tax Solutions.

The scope of services that relates to the Arbitrage Calculation will be performed for a **fixed annual fee of $500.00**, and includes:

- Assess whether the issue is subject to arbitrage rebate requirements (including an analysis to ascertain whether any "spending exceptions" or "small issuance exceptions" apply).

- Calculate the bond yield, as required under existing regulations (except where previously computed and provided to us).
- Calculate earnings from investment of bond proceeds (including a calculation of investment yield) to assess if any rebate to the federal government is required.
- Calculate the more complicated refunding bond issues with transferred proceeds or commingled funds.
- Analyze the data contained in source documents, helping to evaluate whether bond proceeds are included in the calculations.
- Advise you of situations we become aware while completing the arbitrage calculation that bond counsel consultation is recommended.
- Work closely with bond counsel to resolve any questions that may arise.
- Prepare a detailed report on arbitrage rebate that includes cumulative results since the issue date.
- Prepare the necessary Form 8038T and reports to accompany any required payment to the U.S. Treasury.

If a Yield Reduction Payment Calculation is deemed needed, an **additional fee of $200.00** will be added when this calculation is required to be done. The related scope of services includes:

- Assess whether the issue has specific type funds outside a stated temporary period subject to yield restriction requirements (including analysis to ascertain whether any exceptions or minor portions apply).
- Calculate the materially higher bond yield as required under regulations (including a calculation of investment yield) to assess if any yield reduction payment due to the federal government is required.
- Prepare a detailed yield reduction calculation that includes cumulative results from the end of the unrestricted temporary period.
- Prepare the necessary Form 8038T and reports to accompany any required payment to the U.S. Treasury.

Appendices

A. PFM’s Audited Financial Statements

PFM II, LLC

Consolidated Financial Statements

December 31, 2025 and 2024



PFM II, LLC
December 31, 2025 and 2024

Contents

INDEPENDENT AUDITORS' REPORT	
CONSOLIDATED FINANCIAL STATEMENTS	
Consolidated Balance Sheets	1
Consolidated Statements of Operations	2
Consolidated Statements of Changes in Members' Equity	3
Consolidated Statements of Cash Flows	4
Notes to Consolidated Financial Statements	5-27

Independent Auditors' Report

The Board of Directors and Members
PFM II, LLC

Opinion

We have audited the consolidated financial statements of PFM II, LLC and its subsidiaries and affiliate, which comprise the consolidated balance sheets as of December 31, 2025 and 2024, and the related consolidated statements of operations, changes in members' equity, and cash flows for the years then ended, and the related notes to the consolidated financial statements.

In our opinion, the accompanying consolidated financial statements present fairly, in all material respects, the financial position of PFM II, LLC and its subsidiaries and affiliate as of December 31, 2025 and 2024, and the results of their operations and their cash flows for the years then ended in accordance with accounting principles generally accepted in the United States of America.

Basis for Opinion

We conducted our audits in accordance with auditing standards generally accepted in the United States of America (GAAS). Our responsibilities under those standards are further described in the Auditors' Responsibilities for the Audit of the Financial Statements section of our report. We are required to be independent of PFM II, LLC, and to meet our other ethical responsibilities, in accordance with the relevant ethical requirements relating to our audits. We believe that the audit evidence we have obtained is sufficient and appropriate to provide a basis for our audit opinion.

Responsibilities of Management for the Financial Statements

Management is responsible for the preparation and fair presentation of the consolidated financial statements in accordance with accounting principles generally accepted in the United States of America, and for the design, implementation, and maintenance of internal control relevant to the preparation and fair presentation of consolidated financial statements that are free from material misstatement, whether due to fraud or error.

In preparing the consolidated financial statements, management is required to evaluate whether there are conditions or events, considered in the aggregate, that raise substantial doubt about PFM II, LLC's ability to continue as a going concern for one year after the date that the consolidated financial statements are issued.

Auditors' Responsibilities for the Audit of the Financial Statements

Our objectives are to obtain reasonable assurance about whether the consolidated financial statements as a whole are free from material misstatement, whether due to fraud or error, and to issue an auditors' report that includes our opinion. Reasonable assurance is a high level of assurance but is not absolute assurance and therefore is not a guarantee that an audit conducted in accordance with GAAS will always detect a material misstatement when it exists. The risk of not detecting a material misstatement resulting from fraud is higher than for one resulting from error, as fraud may involve collusion, forgery, intentional omissions, misrepresentations, or the override of internal control. Misstatements are considered material if there is a substantial likelihood that, individually or in the aggregate, they would influence the judgment made by a reasonable user based on the consolidated financial statements.

In performing an audit in accordance with GAAS, we:

- Exercise professional judgment and maintain professional skepticism throughout the audit.
- Identify and assess the risks of material misstatement of the consolidated financial statements, whether due to fraud or error, and design and perform audit procedures responsive to those risks. Such procedures include examining, on a test basis, evidence regarding the amounts and disclosures in the consolidated financial statements.
- Obtain an understanding of internal control relevant to the audit in order to design audit procedures that are appropriate in the circumstances, but not for the purpose of expressing an opinion on the effectiveness of PFM II, LLC's internal control. Accordingly, no such opinion is expressed.
- Evaluate the appropriateness of accounting policies used and the reasonableness of significant accounting estimates made by management, as well as evaluate the overall presentation of the consolidated financial statements.
- Conclude whether, in our judgment, there are conditions or events, considered in the aggregate, that raise substantial doubt about PFM II, LLC's ability to continue as a going concern for a reasonable period of time.

We are required to communicate with those charged with governance regarding, among other matters, the planned scope and timing of the audit, significant audit findings, and certain internal control-related matters that we identified during the audit.



Horsham, Pennsylvania
April 16, 2026

PFM II, LLC

Consolidated Balance Sheets
December 31, 2025 and 2024

	2025	2024
ASSETS		
Current assets:		
Cash and cash equivalents	$ 11,824,884	$ 10,969,740
Accounts receivable, net of reserve of $365,352 and $415,352, respectively	12,115,741	10,199,119
Work-in-process, net of reserve of $1,175,611 and $1,175,611, respectively	9,522,741	9,469,576
Prepaid expenses and other current assets	2,303,751	2,141,492
Total current assets	35,767,117	32,779,927
Equipment and improvements, net	2,211,246	2,776,730
Right of use assets, net - operating	7,172,108	8,737,403
Intangible assets, net	2,758	19,056
Other assets	943,983	910,549
Goodwill, net	8,900,206	10,367,518
Total assets	$ 54,997,418	$ 55,591,183
LIABILITIES AND MEMBERS' EQUITY		
Current liabilities:		
Line of credit	$ 6,000,000	$ 7,000,000
Current portion of subordinated notes payable	1,329,114	1,135,714
Current portion of lease liabilities - operating	3,024,279	3,010,825
Current portion of accounts payable and accrued expenses	25,889,105	22,457,104
Current portion of deferred revenue	2,117,245	1,825,376
Total current liabilities	38,359,743	35,429,019
Subordinated notes payable, net of current portion	2,315,886	2,912,500
Lease liabilities, net of current portion - operating	5,854,051	7,694,290
Accounts payable and accrued expenses, net of current portion	841,286	1,059,520
Deferred revenue, net of current portion	-	21,055
Total liabilities	47,370,966	47,116,384
Members' equity:		
Members' equity	7,626,452	8,552,375
Non-controlling interest	-	(77,576)
Total members' equity	7,626,452	8,474,799
Total liabilities and members' equity	$ 54,997,418	$ 55,591,183

See accompanying notes to consolidated financial statements.

PFM II, LLC

Consolidated Statements of Operations
For the Years Ended December 31, 2025 and 2024

	2025	2024
Revenues:		
Professional and other fees	$ 119,789,035	$ 109,178,873
Expenses:		
Salaries, incentive compensation, and employee benefits	90,384,674	81,032,662
General and administrative	22,625,225	23,029,033
	113,009,899	104,061,695
Other income (expense):		
Interest income	427,203	418,831
Interest expense	(611,612)	(807,837)
Income taxes	(429,936)	(1,065,500)
	(614,345)	(1,454,506)
Net income	6,164,791	3,662,672
Net loss attributable to non-controlling interest	-	32,224
Net income attributable to controlling interest	$ 6,164,791	$ 3,694,896

See accompanying notes to consolidated financial statements.

PFM II, LLC

Consolidated Statements of Changes in Members' Equity
For the Years Ended December 31, 2025 and 2024

	Members' Equity	Non-Controlling Interest	Total Members' Equity
Balance, December 31, 2023	$ 11,014,361	$ (45,352)	$ 10,969,009
Members' contributions	1,600,000	-	1,600,000
Equity-based compensation expense	421,400	-	421,400
Members' distributions	(6,178,282)	-	(6,178,282)
Members' redemptions	(2,000,000)	-	(2,000,000)
Net income (loss)	3,694,896	(32,224)	3,662,672
Balance, December 31, 2024	8,552,375	(77,576)	8,474,799
Dissolution of affiliate	-	77,576	77,576
Members' contributions	600,000	-	600,000
Equity-based compensation expense	421,400	-	421,400
Members' distributions	(6,872,114)	-	(6,872,114)
Members' redemptions	(1,240,000)	-	(1,240,000)
Net income	6,164,791	-	6,164,791
Balance, December 31, 2025	$ 7,626,452	$ -	$ 7,626,452

See accompanying notes to consolidated financial statements.

PFM II, LLC

Consolidated Statements of Cash Flows
For the Years Ended Dedember 31, 2025 and 2024

	2025	2024
Cash flows from operating activities:		
Net income	$ 6,164,791	$ 3,662,672
Adjustments to reconcile net income to net cash provided by operating activities:		
Change in fair value of contingent consideration	70,656	(115,808)
Change in fair value of deferred consideration	(84,723)	-
Depreciation and amortization	2,270,527	2,773,638
Amortization of debt issuance costs	77,670	177,335
Dissolution of affiliate	77,576	-
Amortization of implementation costs	102,873	205,746
Net change in lease activity - operating	(261,490)	(262,954)
Change in accounts receivable reserve	84,249	421,997
Change in work-in-process reserve	424,507	1,086,807
Equity-based compensation expense	421,400	421,400
(Increase) decrease in:		
Accounts receivable	(2,000,871)	206,567
Work-in-process	(477,672)	(1,507,186)
Prepaid expenses and other current assets	(162,259)	(86,660)
Other assets	(21,459)	(9,016)
Increase (decrease) in:		
Accounts payable and accrued expenses	3,441,530	5,217,930
Deferred revenue	270,814	49,312
Net cash provided by operating activities	10,398,119	12,241,780
Cash flows from investing activities:		
Purchases of equipment and improvements	(221,433)	(496,619)
Cash flows from financing activities:		
Payment of contingent consideration	(231,696)	-
Net advances on (repayments of) line of credit	(1,000,000)	7,000,000
Payment for debt issuance costs	(192,518)	-
Repayments of long-term debt	-	(8,000,000)
Repayments of subordinated notes payable	(1,227,214)	(691,786)
Members' contributions	600,000	1,600,000
Members' distributions	(6,959,114)	(6,178,282)
Members' redemptions	(311,000)	(400,000)
Net cash used in financing activities	(9,321,542)	(6,670,068)
Net increase in cash and cash equivalents	855,144	5,075,093
Cash and cash equivalents, beginning of year	10,969,740	5,894,647
Cash and cash equivalents, end of year	$ 11,824,884	$ 10,969,740
Supplemental disclosure of cash flow information:		
Cash paid during the year for:		
Interest	$ 533,942	$ 630,502

Supplemental disclosure of noncash investing and financing activities:

The Company accrued distributions of $1,953,000 and $2,040,000, respectively, as of December 31, 2025 and 2024.

During 2025 and 2024, the Company issued subordinated notes payable for member redemptions of $824,000 and $1,600,000, respectively.

During 2025, the Company recorded accounts payable of $105,000 in connection with a member redemption.

During 2024, the Company disposed of $2,914,726 of fully depreciated equipment and improvements.

In connection with debt modification accounting for entering into the 2025 Credit Agreement, the Company recapitalized $81,497 of unamortized debt issuance costs and previously amortized costs of $319,515 were written off.

Supplemental disclosure of lease activity:

During 2025 and 2024, the Company recorded lease liabilities - operating and right of use assets - operating of $1,313,964 and $1,563,202, respectively.

See accompanying notes to consolidated financial statements.

B. PFM’s Florida Experience and Deal List

Sale Date	Par Amount	Issuer	Issue Description	Security
6/2/2026	5,081,000	City of Mulberry	Capital Improvement Refunding Revenue Note, Series 2026	Non-Ad Valorem Revenues
6/2/2026	30,915,000	City of Gainesville	Capital Improvement Revenue Bonds, Series 2026	Non-Ad Valorem Revenues
4/17/2026	3,500,000	City of Tallahassee	Master Lease Purchase Agreement, Series 2026 (Technology and Innovation)	CB&A Non-Ad Valorem Revenues
4/1/2026	11,915,000	City of Coral Gables	Capital Improvement Refunding Revenue Bond, Series 2026A (Miracle Mile Project)	CB&A Non-Ad Valorem Revenues
4/1/2026	2,915,000	City of Coral Gables	Capital Improvement Refunding Revenue Bond, Series 2026B (Giralda Avenue Project)	CB&A Non-Ad Valorem Revenues
3/26/2026	19,100,000	City of Tallahassee	Taxable Airport Improvement Revenue Note, Series 2026	CFC Revenues
3/17/2026	137,135,000	Community Redevelopment Agen	Tax Increment Revenue Bonds (Downtown District), Series 2026A	Tax Increment Revenues
3/10/2026	129,235,000	City of Jacksonville	Transportation Refunding Revenue Bonds, Series 2026	Sales Surtax Revenues & Gas Tax Revenues
2/27/2026	19,360,000	City of Tarpon Springs	Non-Ad Valorem Revenue Note, Series 2026	CB&A Non-Ad Valorem Revenues
2/24/2026	40,645,000	City of Orlando	Capital Improvement Refunding Special Revenue Bonds, Series 2026A	CB&A Non-Ad Valorem Revenues
2/24/2026	155,180,000	City of Orlando	Capital Improvement Special Revenue Bonds, Series 2026B	CB&A Non-Ad Valorem Revenues
2/18/2026	3,017,500	City of Tallahassee	Master Lease Purchase Agreement, Series 2026 (Refuse Trucks)	CB&A Non-Ad Valorem Revenues
2/18/2026	1,970,000	City of Tallahassee	Master Lease Purchase Agreement, Series 2026 (Technology and Innovation)	CB&A Non-Ad Valorem Revenues
1/30/2026	6,700,000	City of South Miami	Series 2026 Line of Credit	Ad Valorem Taxes
1/29/2026	7,500,000	City of Fort Walton Beach	Capital Improvement Revenue Note, Series 2026	Non-Ad Valorem Revenues
12/18/2025	7,051,000	City of Port St. Lucie	Redevelopment Trust Fund Revenue Bond, Series 2025	Net Tax Increment Revenues
12/18/2025	12,000,000	City of Homestead	Water and Sewer Utility System Revenue Note, Series 2025	Net System Revenues
12/16/2025	55,000,000	City of Vero Beach	Bond Anticipation Note, Series 2025	CB&A Non-Ad Valorem Revenues
12/12/2025	12,000,000	City of Walterboro	Waterworks and Sewer System Improvement Revenue Bond, Series 2025	System Revenues
12/10/2025	21,562,000	City of Gainesville	Capital Improvement Revenue Bond, Series 2025	CB&A Non-Ad Valorem Revenues
12/9/2025	25,535,000	City of Melbourne	Water and Sewer Refunding Revenue Bonds, Series 2026A	System Revenues
12/5/2025	5,500,000	City of Pompano Beach	Equipment Lease, Series 2025	Lease Appropriation
12/3/2025	131,250,000	City of St. Petersburg	Public Utility Refunding Revenue Bonds, Series 2025C	System Revenues
11/25/2025	20,051,000	City of Daytona Beach	Capital Improvement Bond, Series 2025A	Non-Ad Valorem Revenues
11/25/2025	15,039,000	City of Daytona Beach	Taxable Capital Improvement Bond, Series 2025B	Non-Ad Valorem Revenues
11/14/2025	3,700,000	City of Hardeeville	Installment Purchase Revenue Bond, Series 2025	Lease Appropriation
11/12/2025	32,190,000	City of Delray Beach	Public Improvement Revenue Bonds, Series 2025 (Golf Course Project)	Non-Ad Valorem Revenues
10/30/2025	63,900,000	City of Cape Coral	Water and Sewer Revenue Refunding Bonds, Series 2025A	Net System Revenues
10/23/2025	27,510,000	West Palm Beach City Center CR	Tax Increment Revenue Bond, Taxable Series 2025	Tax Increment Revenue
10/21/2025	110,055,000	City of Pensacola	Airport Revenue Bonds, Series 2025 (AMT)	General Airport Revenues & PFC Revenues
10/15/2025	10,000,000	City of Bushnell	Water and Sewer Utility Line of Credit, Series 2025	System Revenues
10/14/2025	98,270,000	City of Fort Lauderdale	Special Obligation Bonds, Series 2025	Non-Ad Valorem Revenues
9/12/2025	2,603,501	City of Titusville	Master Equipment Lease Purchase Agreement, Series 2025 (Equipment Schedule No. 4)	Lease Appropriation
9/12/2025	295,616	City of Titusville	Master Equipment Lease Purchase Agreement, Series 2025 (Equipment Schedule No. 5)	Lease Appropriation
9/12/2025	2,231,277	City of Titusville	Master Equipment Lease Purchase Agreement, Series 2025 (Equipment Schedule No. 6)	Lease Appropriation
9/8/2025	150,000,000	City of Jacksonville	Letter of Credit for Commercial Paper Notes	Excise Taxes & Half-Cent Sales Taxes
9/3/2025	148,040,000	City of Delray Beach	Water and Sewer Revenue Improvement Bonds, Series 2025	Net System Revenues
8/26/2025	58,145,000	City of Cape Coral	Water and Sewer Revenue Bonds, Series 2025	Net System Revenues
8/18/2025	142,235,000	Southeast Overtown / Park West	Tax Increment Revenue Bonds, Series 2025A	Tax Increment Revenue
8/18/2025	19,675,000	Southeast Overtown / Park West	Tax Increment Revenue Refunding Bonds, Series 2025B	Tax Increment Revenue
8/13/2025	80,440,000	City of St. Cloud	Capital Improvement Revenue Bonds, Series 2025	CB&A Non-Ad Valorem Revenues
8/6/2025	88,365,000	City of Tallahassee	Capital Refunding Bonds, Series 2025	Half-Cent Sales Tax Revenue
8/5/2025	338,160,000	City of Jacksonville	Special Revenue Bonds, Series 2025	CB&A Non-Ad Valorem Revenues
8/1/2025	7,623,000	City of Marco Island	Master Equipment Lease Purchase Agreement - Schedule No 1	Master Lease Purchase Agreement
7/31/2025	422,060,000	City of Orlando	Contract Tourist Development Tax Revenue Bonds, Series 2025 (Camping World Stadium)	Tourist Development Tax Revenues
7/24/2025	9,849,000	City of Groveland	Capital Improvement Revenue Note, Series 2025	Capital Improvement Revenue Note
7/22/2025	96,825,000	City of Tallahassee	Consolidated Utility Systems Revenue Refunding Bonds, Series 2025	Net System Revenues
7/8/2025	24,555,000	City of Port St. Lucie	General Obligation Refunding Bonds, Series 2025	Ad Valorem Taxes
7/1/2025	17,750,932	City of Miami	Series 2025 Equipment Lease (Motorola)	CB&A Non-Ad Valorem Revenues
6/26/2025	5,000,000	City of Marathon	Revolving Line of Credit Note, Series 2025A	CB&A Non-Ad Valorem Revenues
6/26/2025	5,000,000	City of Marathon	Taxable Revolving Line of Credit Note, Series 2025B	CB&A Non-Ad Valorem Revenues
6/25/2025	19,100,000	City of St. Petersburg	Public Utility Refunding Revenue Bonds, Series 2025B	System Revenues
6/17/2025	108,545,000	City of Tallahassee	Energy System Refunding Revenue Bonds, Series 2025	Net System Revenues
6/10/2025	1,129,000	City of Tarpon Springs	Master Lease Purchase Agreement - Schedule No. 1	Master Lease Purchase Agreement
6/4/2025	72,520,000	City of Lakeland	Capital Improvement Revenue and Revenue Refunding Bonds, Series 2025A	CB&A Non-Ad Valorem Revenues
6/4/2025	13,000,000	City of Lakeland	Capital Improvement Revenue and Revenue Refunding Bonds, Series 2025B (AMT)	CB&A Non-Ad Valorem Revenues
6/4/2025	25,235,000	City of Lakeland	Capital Improvement Revenue Bonds, Series 2025C (Federally Taxable)	CB&A Non-Ad Valorem Revenues
5/29/2025	60,000,000	City of Orlando	Bond Anticipation Note (Kia Center Project), Series 2025	Bond Anticipation Note
5/28/2025	45,170,000	City of St. Petersburg	Public Utility Refunding Revenue Bonds, Series 2025A	System Revenues
5/22/2025	4,761,767	City of Tallahassee	Master Lease (Energy Efficiency), Series 2025 - Schedule Nos. 2, 3 and 4	CB&A Non-Ad Valorem Revenues
5/21/2025	15,000,000	City of Groveland	Revolving Line of Credit	System Revenues
4/24/2025	9,065,000	City of Tallahassee	Master Lease (Energy Efficiency), Series 2025 - Schedule No. 1	CB&A Non-Ad Valorem Revenues
4/17/2025	85,000,000	City of St. Petersburg	Non Ad Valorem Revenue Note, Series 2025	CB&A Non-Ad Valorem Revenues
4/15/2025	70,635,000	City of Winter Garden	Water and Wastewater Revenue Bonds, Series 2025	Utility System Revenues
4/10/2025	15,000,000	City of Daytona Beach	Taxable Revolving Line of Credit Note, Series 2025	CB&A Non-Ad Valorem Revenues
4/10/2025	15,000,000	City of Daytona Beach	Taxable Revolving Line of Credit Note, Series 2025	Non-Ad Valorem Revenues
3/27/2025	8,930,000	City of Delray Beach	Master Lease Purchase Agreement (2025)	Master Equipment Lease
2/20/2025	8,600,000	City of Pompano Beach	Equipment Lease, Series 2025	Appropriation
12/30/2024	5,300,000	City of Tarpon Springs	Non-Ad Valorem Revenue Note, Series 2024	CB&A Non-Ad Valorem Revenues
12/18/2024	1,134,000	City of Cocoa	Master Lease Purchase Agreement Draw #1, Series 2024	Lease Payments
12/18/2024	1,361,000	City of Cocoa	Master Lease Purchase Agreement Draw #2, Series 2024	Lease Payments
12/17/2024	50,000,000	City of St. Petersburg	Non-Ad Valorem Revenue Note, Series 2024	CB&A Non-Ad Valorem Revenues
12/17/2024	50,000,000	City of St. Petersburg	Non Ad Valorem Revenue Note, Series 2024	CB&A Non-Ad Valorem Revenues
12/5/2024	23,000,000	City of North Miami Beach	Special Obligation Bonds, Series 2024	CB&A Non-Ad Valorem Revenues
12/4/2024	3,292,000	City of Titusville	Master Equipment Lease Purchase Agreement Draw #4, Series 2024	Lease Payments
12/3/2024	58,775,000	City of Hallandale Beach	Utility System Revenue Bonds, Series 2024	Utility Revenues
11/12/2024	79,005,000	City of Pompano Beach	Water and Wastewater Revenue Bonds, Series 2024	System Revenues
11/6/2024	46,735,000	City of Fort Lauderdale	Water and Sewer Revenue Bonds, Series 2024A	Utility Revenues
11/6/2024	81,630,000	City of Fort Lauderdale	Water and Sewer Revenue Refunding Bonds, Series 2024B	Utility Revenues
10/16/2024	132,605,000	City of Orlando	Water Reclamation System Improvement Revenue Bonds, Series 2024A	Utility Revenues
10/16/2024	17,120,000	City of Orlando	Water Reclamation System Refunding Revenue Bonds, Series 2024B	Utility Revenues
10/1/2024	53,835,000	City of North Port	Infrastructure Sales Surtax Revenue Bonds, Series 2024	Infrastructure Sales Surtax
9/26/2024	9,070,000	City of North Miami Beach	Taxable Special Obligation Bond, Series 2024	CB&A Non-Ad Valorem Revenues
9/25/2024	44,365,000	City of Miramar	Special Obligation Refunding Revenue Bonds, Series 2024	CB&A Non-Ad Valorem Revenues
9/25/2024	8,000,000	City of Miramar	Schedule of Property No. 3 (2024) -- Master Equipment Lease/Purchase Agreement	Lease Payments
9/18/2024	5,165,000	City of Homestead	Electric Utility System Revenue Note, Series 2024	Net System Revenues
9/6/2024	20,000,000	City of Lakeland	Revenue Note, Series 2024 (AMT)	Airport Revenues
9/3/2024	13,000,000	City of Ormond Beach	Water and Sewer Revenue Bonds, Series 2024	Water & Sewer Revenues
8/26/2024	2,500,000	City of Ormond Beach	Capital Improvement Revenue Bond, Series 2024	CB&A Non-Ad Valorem Revenues
8/20/2024	10,000,000	City of Haines City	Non-Ad Valorem Revenue Note, Series 2024	CB&A Non-Ad Valorem Revenues
8/15/2024	63,285,000	City of Jacksonville	Better Jacksonville Sales Tax Refunding Revenue Bond, Series 2024	Infrastructure Sales Surtax
8/13/2024	265,560,000	City of Jacksonville	Special Revenue and Refunding Bonds, Series 2024	CB&A Non-Ad Valorem Revenues
8/6/2024	30,915,000	City of Daytona Beach	Capital Improvement Revenue Bonds, Series 2024A	CB&A Non-Ad Valorem Revenues
8/6/2024	20,305,000	City of Daytona Beach	Capital Improvement Revenue Bonds, Series 2024B	CB&A Non-Ad Valorem Revenues
7/30/2024	196,100,000	City of Tallahassee	Energy System Refunding Revenue Bonds, Series 2024	Utility Revenues
7/26/2024	3,040,000	City of Titusville	Capital Improvement Revenue Bond, Series 2024	CB&A Non-Ad Valorem Revenues
7/22/2024	3,953,000	City of Cocoa Beach	Special Obligation Revenue Note, Series 2024	CB&A Non-Ad Valorem Revenues
7/16/2024	35,875,000	City of Bradenton	Capital Improvement Non-Ad Valorem Revenue and Refunding Bonds, Series 2024	CB&A Non-Ad Valorem Revenues
7/11/2024	14,795,000	City of Riviera Beach	Utility Special District Water and Sewer Revenue Refunding Bond, Series 2024 (Tax-Exempt Conversion	Utility Revenues
7/9/2024	180,995,000	City of Tallahassee	Consolidated Utility System Refunding Revenue Bonds, Series 2024A	Utility Revenues
6/26/2024	6,175,000	City of Newberry	Capital Improvement Revenue Bonds, Series 2024	CB&A Non-Ad Valorem Revenues
6/26/2024	27,000,000	City of Tallahassee	Fire Improvement Revenue Note, Series 2024	Fire Assessments
6/6/2024	9,545,000	City of Delray Beach	General Obligation Bonds, Series 2024 (Parks Projects)	Ad Valorem Taxes
5/30/2024	135,460,000	City of Miami	Limited Ad Valorem Tax Bonds (Miami Forever Infrastructure Programs) Tax-Exempt Series 2024A	Ad Valorem Taxes
5/30/2024	44,060,000	City of Miami	Limited Ad Valorem Tax Bonds (Miami Forever Infrastructure Programs) Tax-Exempt Series 2024B	Ad Valorem Taxes
5/30/2024	73,510,000	City of Miami	Limited Ad Valorem Tax Bonds (Miami Forever Infrastructure Programs) Tax-Exempt Series 2024C	Ad Valorem Taxes
5/16/2024	28,152,000	City of Clermont	Water and Sewer Revenue Bond, Series 2024	Utility Revenues
4/19/2024	25,000,000	City of Tallahassee	Public Improvement Revenue Note, Series 2024 (Senior Center Project)	Sales Tax Revenues
4/17/2024	65,110,000	City of Tallahassee	Capital Bonds, Series 2024	Half-Cent Sales Tax Revenue
4/9/2024	17,565,000	City of Cape Coral	General Obligation Bonds, Series 2024	Ad Valorem Taxes
3/15/2024	3,000,000	City of Palatka	Capital Improvement Revenue Note, Series 2024	CB&A Non-Ad Valorem Revenues
3/8/2024	53,000,000	City of St. Petersburg	Public Utility Subordinate Lien Bond Anticipation Note, Series 2024	Public Utility Revenues
1/9/2024	44,660,000	City of Tallahassee	Consolidated Utility Systems Revenue Bonds, Series 2024	Utility Revenues
1/4/2024	8,557,000	City of Green Cove Springs	Stormwater Assessment Revenue Note, Series 2024	Stormwater Assessment Revenues
12/14/2023	5,046,000	City of Titusville	Water and Sewer Revenue Bond, Series 2023	Water and Sewer Revenue
12/14/2023	24,235,000	City of Winter Haven	Non-Ad Valorem Revenue Bonds, Series 2023	CB&A Non-Ad Valorem Revenues
12/12/2023	589,000	City of Green Cove Springs	Vehicle Lease, Series 2023	Equipment Lease
11/8/2023	241,220,000	City of Miami	Special Obligation Non-Ad Valorem Revenue Bonds, Series 2023A	CB&A Non-Ad Valorem Revenues
11/8/2023	30,175,000	City of Miami	Taxable Special Obligation Non-Ad Valorem Revenue Bonds, Series 2023B	CB&A Non-Ad Valorem Revenues
11/7/2023	78,660,000	City of Melbourne	Water and Sewer Revenue Bonds, Series 2023	Water and Sewer Revenue
10/19/2023	119,994,028	City of Fort Lauderdale	WIFIA Loan (Stormwater Neighborhood Projects)	Stormwater Assessments
10/4/2023	167,345,000	City of Fort Lauderdale	Water and Sewer Revenue Bonds, Series 2023A (Enabling Works Project)	Water and Sewer Revenue
5/19/2023	343,820,000	City of Fort Lauderdale	Water and Sewer Revenue Bonds, Series 2023B (Prospect Lake Water Treatment Plant Project)	Water and Sewer Revenue
10/2/2023	50,840,000	City of Marco Island	Tax-Exempt Utility System Refunding Revenue Bond, Series 2023	Utility System Net Revenues
9/21/2023	4,995,000	City of DeLand	Revenue Note, Series 2023	CB&A Non-Ad Valorem Revenues
9/8/2023	100,000,000	City of Jacksonville	Letter of Credit for Commercial Paper Notes	Excise Taxes & Half-Cent Sales Taxes
9/8/2023	6,000,000	City of Satellite Beach	Capital Improvement Revenue Note, Series 2023	CB&A Non-Ad Valorem Revenues
9/6/2023	255,925,000	City of Jacksonville	Special Revenue and Refunding Bonds, Series 2023A	CB&A Non-Ad Valorem Revenues
9/6/2023	27,135,000	City of Jacksonville	BJP Special Revenue Bonds, Series 2023B	CB&A Non-Ad Valorem Revenues
8/29/2023	154,470,000	City of Lakeland	Energy System Revenue and Refunding Bonds, Series 2023	Utility System Revenues
8/1/2023	50,000,000	City of Jacksonville	Better Jacksonville Sales Tax Refunding Revenue Bond, Series 2023	Infrastructure Sales Surtax
7/19/2023	88,480,000	City of Fort Lauderdale	Stormwater Utility System Special Assessment Revenue Bonds, Series 2023A	Stormwater Assessments
7/13/2023	115,000	City of DeFuniak Springs	Vehicle Lease, Series 2023	Equipment Lease
7/12/2023	43,515,000	City of Miami Beach	General Obligation Bonds, Series 2023A	Ad Valorem Taxes
7/12/2023	54,035,000	City of Miami Beach	General Obligation Bonds, Series 2023B	Ad Valorem Taxes
6/22/2023	787,000	City of Sebring	Vehicle Lease, Series 2023	Equipment Lease
6/20/2023	13,450,000	City of St. Augustine	Capital Improvement Refunding Revenue Bonds, Series 2023	CB&A Non-Ad Valorem Revenues
6/20/2023	13,450,000	City of St. Augustine	Capital Improvement Refunding Revenue Bonds, Series 2023	CB&A Non-Ad Valorem Revenues
6/13/2023	21,320,000	City of Port St. Lucie	Utility System Refunding Revenue Bonds, Series 2023	Water and Sewer Revenue
5/31/2023	39,750,000	City of Port St. Lucie	General Obligation Refunding Bonds, Series 2023	Ad Valorem Taxes
5/23/2023	45,500,000	City of Fort Lauderdale	Non-Revolving Line of Credit	CB&A Non-Ad Valorem Revenues
4/20/2023	460,921	City of Titusville	Master Equipment Lease-Purchase Agreement-Draw #1(2023)	Equipment Lease
4/14/2023	9,900,000	City of South Pasadena	Capital Improvement Revenue Bond, Series 2023	CB&A Non-Ad Valorem Revenues
4/3/2023	29,925,000	City of North Port	Capital Improvement Refunding Revenue Note, Series 2023	CB&A Non-Ad Valorem Revenues
3/9/2023	20,100,000	City of Palm Beach Gardens	Public Improvement Bond, Series 2023	CB&A Non-Ad Valorem Revenues
3/1/2023	26,460,000	City of Miami	Special Obligation Non-Ad Valorem Revenue Refunding Note, Series 2023	CB&A Non-Ad Valorem Revenues
3/1/2023	88,895,000	City of Orlando	Capital Improvement Refunding Special Revenue Bond, Series 2023A	CB&A Non-Ad Valorem Revenues
2/2/2023	3,500,000	City of Pompano Beach	2023 Equipment Lease	Equipment Lease
1/12/2023	21,330,000	City of Daytona Beach	Utility System Refunding Bond, Series 2023	Utility System Revenues
Total	**7,673,261,542**			

CITY OF FERNANDINA BEACH, FLORIDA
REQUEST FOR PROPOSAL 26-03
FINANCIAL ADVISOR AND ARBITRAGE SERVICES PROVIDER

EXHIBIT "A"
CONTACT SHEET

Name: PFM Financial Advisors LLC

Federal Taxpayer ID 81-1642787

Mailing Address: 200 S. Orange Ave., Suite 760

City, State, & Zip Code: Orlando, FL 32801

Telephone: 407.406.5759 **Fax:** 407.406.1323

Email: niedfeldtj@pfm.com

Submitted By: _____

Title: Managing Director

Accounting Contact:

Name: Geraldine (Dina) Harley **Title:** Billing Specialist, Billing and Business Support

Email Address: billing_support@pfm.com **Phone:** (215) 567-6100

THIS FORM SHALL BE INCLUDED WITH BID/PROPOSAL

CITY OF FERNANDINA BEACH, FLORIDA
REQUEST FOR PROPOSAL 26-03
FINANCIAL ADVISOR AND ARBITRAGE SERVICES PROVIDER

EXHIBIT "B"

SWORN STATEMENT UNDER F.S. SECTION 287.133(3) (A), ON PUBLIC ENTITY CRIMES

THIS FORM SHALL BE SIGNED IN THE PRESENCE OF A NOTARY PUBLIC OR OTHER OFFICER AUTHORIZED TO ADMINISTER OATHS.

1. This sworn statement is submitted with Bid, Proposal or Contract for RFP 26-03.

2. This sworn statement is submitted by (entity) PFM Financial Advisors LLC whose business address is 200 S. Orange Ave., Suite 760, Orlando, FL 32801 and (if applicable) Federal Employer Identification Number (FEIN) is 81-1642787 (If a Sole Proprietor and you have no FEIN, include the last four (4) digits of your Social Security Number: _____.)

3. My name is Jeremy Niedfeldt and my relationship to the entity named above is Managing Director.

4. I understand that a "public entity crime" as defined in Paragraph 287.133(a) (g). Florida Statutes, means a violation of any state or federal law by a person with respect to and directly related to the transaction of business with any public entity or with an agency or political subdivision of any other state or with the United States, including, but not limited to, any proposal or contract for goods or services to be provided to any public entity or any agency or political subdivision of any other state or of the United States and involving antitrust, fraud, theft, bribery, collusion, racketeering, conspiracy, or material misrepresentation.

5. I understand that "convicted" or "conviction" as defined in paragraph 287.133(a) (b), Florida Statutes, means finding of guilt or a conviction of a public entity crime with or without an adjudication of guilt, in any federal or state trial court of records relating to charges brought by indictment or information after July 1, 1989, as a result of a jury verdict, non-jury trial, or entry of a plea of guilty or nolo contendere.

6. I understand that an "affiliate" as defined in Paragraph 287.133(1) (a), Florida Statutes, means:

    1. A predecessor or successor of a person convicted of a public entity crime; or

    2. An entity under the control of any natural person who is active in the management of the entity and who has been convicted of a public entity crime. The term "affiliate" includes those officers, directors, executives, partners, shareholders, employees, members, and agents who are active in the management of an affiliate. The City of Fernandina Beach, Florida ownership by one of shares constituting a controlling income among persons when not for fair interest in another person, or a pooling of equipment or income among persons when not for fair market value under a length agreement, shall be a prima facie case that one person controls another person. A person who was knowingly convicted of a public entity crime, in Florida during the preceding 36 months shall be considered an affiliate.

7. I understand that a "person" as defined in Paragraph 287.133(1) (e), Florida Statutes, means any natural person or entity organized under the laws of the state or of the United States with the legal power to enter into a binding contract for provision of goods or services let by a public entity, or which otherwise transacts or applies to transact business with a public entity. The term "person" includes those officers, directors, executives, partners, shareholders, employees, members, and agents who are active in management of an entity.

8. Based on information and belief, the statement which I have marked below is true in relation to the entity submitting this sworn statement. (Please indicate which statement applies)

   ✓ Neither the entity submitting this sworn statement, nor any officers, directors, executives, partners, shareholders, employees, members, or agents who are active in management of the entity, nor affiliate of the entity have been charged with and convicted of a public entity crime subsequent to July 1, 1989.

   ____ The entity submitting this sworn statement, or one or more of the officers, directors, executives, partners, shareholders, employees, members, or agents who are active in management of the entity, or an affiliate of the entity has been charged with and convicted of a public entity crime subsequent to July 1, 1989. (Please attach a copy of the final order.)

   ____ The person or affiliate was placed on the convicted FIRM list. There has been a subsequent proceeding before a hearing officer of the State of Florida, Division of Administrative Hearings. The final order entered by the hearing officer determined that it was in public interest to remove the person or affiliate from the convicted FIRM list. (Please attach a copy of the final order.)

   ____ The person or affiliate has not been placed on the convicted FIRM list. (Please describe any action taken by, or pending with, the Department of General Services.)

Signature _____ Date: 06/08/26

STATE OF FLORIDA
COUNTY OF Orange

Sworn to (or affirmed) and subscribed before me by means of ☑ physical presence or ☐ online notarization, this 8th day of June 20 26
by Jeremy Niedfeldlt, Managing Director,

Omar Charbanou — Omar Charbanou
Notary Public — Printed Name

My Commission Expires May 6, 2029

OMAR CHARBANOU
Notary Public-State of Florida
Commission # HH 673127
My Commission Expires
May 06, 2029

Personally Known ✓ OR Produced Identification _____ ID Produced _____

THIS FORM SHALL BE INCLUDED WITH BID/PROPOSAL

CITY OF FERNANDINA BEACH, FLORIDA
REQUEST FOR PROPOSAL 26-03
FINANCIAL ADVISOR AND ARBITRAGE SERVICES PROVIDER

EXHIBIT "C"
DRUG-FREE WORKPLACE CERTIFICATION

The below-signed INDIVIDUAL/FIRM certifies that it has implemented a drug-free workplace program. In order to have a drug-free workplace prepare, a business shall:

1. Publish a statement notifying employees that the unlawful manufacture, distribution, dispensing, possession, or use of a controlled substance is prohibited in the workplace and specifying the actions that will be taken against employees for violation of such prohibition.

2. Inform employees about the dangers of drug abuse in the workplace, the business's policy of maintaining a drug-free workplace, any available drug counseling, rehabilitation, and employee assistance programs, and the penalties that may be imposed upon employees for drug abuse violations.

3. Give each employee engaged in providing the commodities or services a copy of the statement specified in paragraph 1.

4. In the statement in paragraph 1., notify the employees that, as a condition of working on the commodities or contractual services that are under proposal, the employee will abide by the terms of the statement and will notify the employer of any conviction of, or plea of nolo contendere to, any violation occurring in the workplace no later than five (5) working days after such conviction.

5. Impose a sanction on, or require fine satisfactory participation in drug abuse assistance or rehabilitation program if such is available in the employee's community, by any employee who is convicted.

6. Make a good faith effort to continue to maintain a drug-free workplace through implementation of this section.

As the person authorized to sign this statement, I Certify that this firm complies fully with the above drug-free workplace requirements.

COMPANY: PFM Financial Advisors LLC

CITY: Orlando STATE: FL ZIP CODE: 32801

SIGNATURE: _____ PHONE: 407.406.5759

NAME (TYPED OR PRINTED): Jeremy Niedfeldt TITLE: Managing Director

THIS FORM SHALL BE INCLUDED WITH BID/PROPOSAL

CITY OF FERNANDINA BEACH, FLORIDA
REQUEST FOR PROPOSAL 26-03
FINANCIAL ADVISOR AND ARBITRAGE SERVICES PROVIDER

EXHIBIT "D"
E-VERIFY STATEMENT

Bid/Proposal Number: RFP 26-03

Project Description: RFP 26-03 for Financial Advisor and Arbitrage Services Provider

I/FIRM acknowledges and agrees to the following:

I/FIRM will utilize the U.S. Department of Homeland Security's E-Verify system, in accordance with the terms governing use of the system, to confirm the employment eligibility of:

1. All persons employed by the FIRM during the term of the Contract to perform employment duties within Florida; and

2. All persons assigned by the FIRM to perform work pursuant to the contract with the Department.

Individual/Company/Firm: PFM Financial Advisors LLC

Authorized Signature: 

Title: Managing Director

Date: 06/08/26

THIS FORM SHALL BE INCLUDED WITH BID/PROPOSAL

EXHIBIT "E"
PROPOSER ACKNOWLEDGEMENTS AND AGREEMENTS

The undersigned, as an employee or agent of the Proposer, having the authority to sign a binding agreement on behalf of the corporation, company, or firm presenting this submittal, confirms understanding and/or agreement and/or takes exception with any statement in the following sections of this RFP document.

1. INTRODUCTION AND GENERAL INFORMATION
   Understands and agrees to all terms.

2. PROPOSAL INSTRUCTIONS, TERMS AND CONDITIONS
   Understands and agrees to all terms.

3. EVALUATION AND CONTRACT OVERVIEW
   Understands and agrees to all terms.

4. PROPOSER'S RESPONSE: SUBMITTAL INFORMATION
   Understands and agrees to all terms.

5. PROPOSER'S RESPONSE: PROPOSED TEAM
   Understands and agrees to all terms.

6. PROPOSER'S RESPONSE: PROPOSED COMPENSATION
   Understands and agrees to all terms.

Name: Jeremy Niedfeldt Title: Managing Director

Signature: _____ Date: 06/02/26

THIS FORM SHALL BE INCLUDED WITH BID/PROPOSAL

EXHIBIT "F"

CONFLICT OF INTEREST STATEMENT

This sworn statement is submitted with Bid, Proposal or Contract for 26-03.

This sworn statement is submitted by (entity) PFM Financial Advisors LLC whose business address is 200 S. Orange Ave., Suite 760, Orlando, FL 32801 and (if applicable) Federal Employer Identification Number (FEIN) is 81-1642787 (If a Sole Proprietor and you have no FEIN, include the last four (4) digits of your Social Security Number: _____.)

My name is Jeremy Niedfeldt and my relationship to the entity named above is Managing Director.

1. The above-named entity is submitting a Proposal for the City of Fernandina Beach.
2. The Affiant has made diligent inquiry and provides the information contained in the Affidavit based upon his/her own knowledge.
3. The Affiant states that only one submittal for the above proposal is being submitted and that the above-named entity has no financial interest in other entities submitting proposals for the same project.
4. Neither the Affiant nor the above-named entity has directly or indirectly entered into any agreement, participated in any collusion, or otherwise taken any action in restraints of free competitive pricing in connection with the entity's submittal for the above proposal. This statement restricts the discussion of pricing data until the completion of negotiations if necessary and execution of the Contract for this project.
5. Neither the entity not its affiliates, nor anyone associated with them, is presently suspended or otherwise ineligible from participation in contract letting by any local, State, or Federal Agency.
6. Neither the entity nor its affiliates, nor anyone associated with them have any potential conflict of interest due to any other clients, contracts, or property interests for this project.
7. I certify that no member of the entity's ownership or management is presently applying for an employee position or actively seeking an elected position with the City of Fernandina Beach.
8. I certify that no member of the entity's ownership or management, or staff has a vested interest in any aspect of the City of Fernandina Beach.
9. In the event that a conflict of interest is identified in the provision of services, I, on behalf of the above named entity, will immediately notify the City of Fernandina Beach.

CITY OF FERNANDINA BEACH, FLORIDA
REQUEST FOR PROPOSAL 26-03
FINANCIAL ADVISOR AND ARBITRAGE SERVICES PROVIDER

Signature Date: 06/08/26

STATE OF FLORIDA
COUNTY OF Orange

Sworn to (or affirmed) and subscribed before me by means of ☑ physical presence or ☐ online notarization, this 8th day of June 20 26
by Jeremy Niedfeldt, Managing Director,

Omar Charbanou — Omar Charbanou
Notary Public — Printed Name

My Commission Expires May 6, 2029

Personally Known ✓ OR Produced Identification _____ ID Produced _____

OMAR CHARBANOU
Notary Public-State of Florida
Commission # HH 673127
My Commission Expires
May 06, 2029

THIS FORM SHALL BE INCLUDED WITH BID/PROPOSAL

CITY OF FERNANDINA BEACH, FLORIDA
REQUEST FOR PROPOSAL 26-03
FINANCIAL ADVISOR AND ARBITRAGE SERVICES PROVIDER

EXHIBIT "G"
NON-COLLUSION AFFIDAVIT

This sworn statement is submitted with Bid, Proposal or Contract for 26-03.

This sworn statement is submitted by (entity) PFM Financial Advisors LLC whose business address is 200 S. Orange Ave., Suite 760, Orlando, FL 32801 and (if applicable) Federal Employer Identification Number (FEIN) is 81-1642787 (If a Sole Proprietor and you have no FEIN, include the last four (4) digits of your Social Security Number: _____.)

My name is Jeremy Niedfeldt and my relationship to the entity named above is Managing Director.

1. The above named is fully informed respecting the preparation and contents of the attached proposal and of all pertinent circumstances respecting such proposal;

2. Such Proposal is genuine and is not a collusive or sham proposal;

3. Neither the said Proposer nor any of its officers, partners, owners, agents, representatives, employees, or parties in interest, including this affiant, has in any way colluded, connived, or agreed, directly or indirectly, with any other Bidder, firm or person to submit a collusive or sham Proposal in connection with such Contract, or has in any manner, directly or indirectly, sought by agreement or collusion or communication or conference with any other Bidder, firm, or person to fix the price or prices in the attached proposal or any other Bidder, or to fix any overhead, profit or cost element of the proposal price or the proposal price of any other Bidder, or to secure through any collusion, connivance, or unlawful agreement any advantage against the City of Fernandina Beach, Florida or any person interested in the proposed Contract; and

4. The price or prices quoted in the attached proposal are fair and proper and are not tainted by any collusion, conspiracy, connivance, or unlawful agreement on the part of the Bidder or any of its agents, representatives, owners, employees, or parties in interest, including this affiant.

Signature 06/08/26 Date:

STATE OF FLORIDA
COUNTY OF Orange

Sworn to (or affirmed) and subscribed before me by means of ☑ physical presence or ☐ online notarization, this 8th day of June 2026 by Jeremy Niedfeldt, Managing Director.

Omar Charbanou
Notary Public

Omar Charbanou
Printed Name

OMAR CHARBANOU
Notary Public-State of Florida
Commission # HH 673127
My Commission Expires
May 06, 2029

My Commission Expires May 6, 2029

Personally Known ✓ OR Produced Identification _____ ID Produced _____

THIS FORM SHALL BE INCLUDED WITH BID/PROPOSAL

EXHIBIT "H"
DISPUTES DISCLOSURE FORM

Answer the following questions by placing as "X" after "YES" or "NO". If you answer "YES", please explain in the space provided, or via attachment.

Has your firm or any of its officers, received a reprimand of any nature or been suspended by the Department of Professional Regulations or any other regulatory agency or professional association within the last five (5) years?
YES___ NO✓

Has your firm, or any member of your firm, been declared in default, terminated or removed from a contract or job related to the services your firm provides in the regular course of business within the last five (5) years?
YES_____NO✓

Has your firm had against it or filed any request for equitable adjustment, contract claims, bid protest, or litigation in the past five (5) years that is related to the services your firm provides in the regular course of business?
YES_____NO✓

If yes, state the nature of the request for equitable adjustment, contract claim, litigation, or protest, and state a brief description of the case, the outcome or status of the suit and the monetary amounts or extended contract time involved.

I hereby certify that all statements made are true and agree and understand that any misstatement or misrepresentation or falsification of facts shall be cause for forfeiture of rights for further consideration of this proposal for the City of Fernandina Beach.

PFM Financial Advisors LLC — 06/08/26
Firm — Date

Authorized Signature — Jeremy Niedfeldt, Managing Director
Printed or Typed Name and Title

*Please see attached explanation.

THIS FORM SHALL BE INCLUDED WITH BID/PROPOSAL

CITY OF FERNANDINA BEACH, FLORIDA
ADDENDUM NO. 1
RFP 26-03
FINANCIAL ADVISOR AND ARBITRAGE SERVICES

City of Fernandina Beach
204 Ash Street
Fernandina Beach, FL 32034

ADDENDUM No. 1

The following changes are applicable to the original documents and specifications of **RFP 26-03**. This Addendum No.1 now becomes part of the original Request for Proposal and shall be acknowledged by attaching a copy of this Addendum, signed by an authorized representative of the person or firm submitting the response. Failure to do so may disqualify the response submittal.

Submitters shall thoroughly familiarize themselves with the contents of this Addendum before submitting the response.

NAME: Jeremy Niedfeldt **TITLE:** Managing Director

ADDRESS: 200 S. Orange Ave., Suite 760

CITY: Orlando **STATE:** FL

AUTHORIZED SIGNATURE:  **DATE:** 06/08/24

CITY OF FERNANDINA BEACH, FLORIDA
ADDENDUM NO. 2
RFP 26-03
FINANCIAL ADVISOR AND ARBITRAGE SERVICES

City of Fernandina Beach
204 Ash Street
Fernandina Beach, FL 32034

ADDENDUM No. 2

The following changes are applicable to the original documents and specifications of **RFP 26-03**. This Addendum No.2 now becomes part of the original Request for Proposal and shall be acknowledged by attaching a copy of this Addendum, signed by an authorized representative of the person or firm submitting the response. Failure to do so may disqualify the response submittal.

Submitters shall thoroughly familiarize themselves with the contents of this Addendum before submitting the response.

NAME: Jeremy Niedfeldt **TITLE:** Managing Director

ADDRESS: 200 S. Orange Ave., Suite 760

CITY: Orlando **STATE:** FL

AUTHORIZED SIGNATURE:  **DATE:** 06/05/26

Insurance Statement

PFM Financial Advisors LLC (“PFM”) has a complete insurance program, including property, casualty, general liability, automobile liability and workers compensation. PFM maintains Professional (E&O)/Cyber Liability coverage which total $5 million single loss/ aggregate.

Our Professional/Cyber Liability policies are a “claims made” policy and our General Liability policy claims would be made by occurrence.

Deductibles/SIR:
Automobile $100 comprehensive & $1,000 collision
General Liability $0
Professional (E&O)/ Cyber Liability $250,000
Crime $50,000

Insurance Company & AM Best Rating

Professional Liability (E&O)..... AIG Specialty Insurance Company; (A; Stable)
Cyber Liability..... AIG Specialty Insurance Company (A; Stable)
Crime..... Berkley Regional Insurance Company; (A+; Stable)
General Liability..... The Phoenix Insurance Company; (A++ Stable)
Automobile Liability..... St. Paul Protective Insurance Company (A++ Stable)
Excess /Umbrella Liability..... Travelers Property Casualty Company of America; (A++ Stable)
Workers Compensation..... Travelers Casualty Ins Co of America; (A++ Stable)
& Employers Liability

CERTIFICATE OF LIABILITY INSURANCE

DATE (MM/DD/YYYY) 12/5/2025

12/7/2026

THIS CERTIFICATE IS ISSUED AS A MATTER OF INFORMATION ONLY AND CONFERS NO RIGHTS UPON THE CERTIFICATE HOLDER. THIS CERTIFICATE DOES NOT AFFIRMATIVELY OR NEGATIVELY AMEND, EXTEND OR ALTER THE COVERAGE AFFORDED BY THE POLICIES BELOW. THIS CERTIFICATE OF INSURANCE DOES NOT CONSTITUTE A CONTRACT BETWEEN THE ISSUING INSURER(S), AUTHORIZED REPRESENTATIVE OR PRODUCER, AND THE CERTIFICATE HOLDER.

IMPORTANT: If the certificate holder is an ADDITIONAL INSURED, the policy(ies) must have ADDITIONAL INSURED provisions or be endorsed. If SUBROGATION IS WAIVED, subject to the terms and conditions of the policy, certain policies may require an endorsement. A statement on this certificate does not confer rights to the certificate holder in lieu of such endorsement(s).

PRODUCER	Lockton Companies, LLC DBA Lockton Insurance Brokers, LLC in CA CA license #0F15767 1185 Avenue of the Americas, Ste. 2010 New York NY 10036 (646) 572-7300	**CONTACT NAME:**	PFMCertRequests
		PHONE (A/C, No, Ext):	**FAX (A/C, No):**
		E-MAIL ADDRESS:	PFMCertRequests@lockton.com
		INSURER(S) AFFORDING COVERAGE	**NAIC #**
		INSURER A : The Phoenix Insurance Company	25623
INSURED	PFM Financial Advisors LLC 1735 Market St Fl 42 Philadelphia PA 19103	**INSURER B :** St. Paul Protective Insurance Company	19224
		INSURER C : Travelers Property Casualty Company of America	25674
		INSURER D : Travelers Casualty Ins Co of America	19046
		INSURER E : AIG Specialty Insurance Company	26883
		INSURER F :	

COVERAGES **CERTIFICATE NUMBER:** **REVISION NUMBER:** XXXXXXX

THIS IS TO CERTIFY THAT THE POLICIES OF INSURANCE LISTED BELOW HAVE BEEN ISSUED TO THE INSURED NAMED ABOVE FOR THE POLICY PERIOD INDICATED. NOTWITHSTANDING ANY REQUIREMENT, TERM OR CONDITION OF ANY CONTRACT OR OTHER DOCUMENT WITH RESPECT TO WHICH THIS CERTIFICATE MAY BE ISSUED OR MAY PERTAIN, THE INSURANCE AFFORDED BY THE POLICIES DESCRIBED HEREIN IS SUBJECT TO ALL THE TERMS, EXCLUSIONS AND CONDITIONS OF SUCH POLICIES. LIMITS SHOWN MAY HAVE BEEN REDUCED BY PAID CLAIMS.

INSR LTR	TYPE OF INSURANCE	ADDL INSD	SUBR WVD	POLICY NUMBER	POLICY EFF (MM/DD/YYYY)	POLICY EXP (MM/DD/YYYY)	LIMITS	
A	X **COMMERCIAL GENERAL LIABILITY** [ ] CLAIMS-MADE [X] OCCUR GEN'L AGGREGATE LIMIT APPLIES PER: X POLICY X PRO-JECT X LOC OTHER:			H-630-B9715676-PHX-25	12/7/2025	12/7/2026	EACH OCCURRENCE DAMAGE TO RENTED PREMISES (Ea occurrence) MED EXP (Any one person) PERSONAL & ADV INJURY GENERAL AGGREGATE PRODUCTS - COMP/OP AGG 	$ 1,000,000 $ 1,000,000 $ 5,000 $ 1,000,000 $ 2,000,000 $ 2,000,000 $
B	**AUTOMOBILE LIABILITY** X ANY AUTO OWNED AUTOS ONLY / SCHEDULED AUTOS HIRED AUTOS ONLY / NON-OWNED AUTOS ONLY			BA-B9717018-25-N2-G	12/7/2025	12/7/2026	COMBINED SINGLE LIMIT (Ea accident) BODILY INJURY (Per person) BODILY INJURY (Per accident) PROPERTY DAMAGE (Per accident) 	$ 1,000,000 $ XXXXXXX $ XXXXXXX $ XXXXXXX $ XXXXXXX
C	X **UMBRELLA LIAB** X OCCUR **EXCESS LIAB** [ ] CLAIMS-MADE DED RETENTION $			CUP-B9793549-25-N2	12/7/2025	12/7/2026	EACH OCCURRENCE AGGREGATE 	$ 20,000,000 $ 20,000,000 $ XXXXXXX
D	**WORKERS COMPENSATION AND EMPLOYERS' LIABILITY** Y / N ANY PROPRIETOR/PARTNER/EXECUTIVE OFFICER/MEMBER EXCLUDED? N **(Mandatory in NH)** If yes, describe under DESCRIPTION OF OPERATIONS below	N / A		UB-B9717817	1/1/2026	1/1/2027	X PER STATUTE / OTH-ER E.L. EACH ACCIDENT E.L. DISEASE - EA EMPLOYEE E.L. DISEASE - POLICY LIMIT	 $ 1,000,000 $ 1,000,000 $ 1,000,000
E	Cyber/Tech E&O			01-420-47-31	12/7/2025	12/7/2026	Limit: $5M Retention: $250K	

DESCRIPTION OF OPERATIONS / LOCATIONS / VEHICLES (ACORD 101, Additional Remarks Schedule, may be attached if more space is required)

CERTIFICATE HOLDER

EVIDENCE OF COVERAGE

CANCELLATION See Attachments

SHOULD ANY OF THE ABOVE DESCRIBED POLICIES BE CANCELLED BEFORE THE EXPIRATION DATE THEREOF, NOTICE WILL BE DELIVERED IN ACCORDANCE WITH THE POLICY PROVISIONS.

AUTHORIZED REPRESENTATIVE

© 1988-2015 ACORD CORPORATION. All rights reserved.

Form **W-9**
(Rev. March 2024)
Department of the Treasury
Internal Revenue Service

Request for Taxpayer Identification Number and Certification

Go to *www.irs.gov/FormW9* for instructions and the latest information.

Give form to the requester. Do not send to the IRS.

Before you begin. For guidance related to the purpose of Form W-9, see *Purpose of Form*, below.

Print or type. See ***Specific Instructions*** on page 3.

1 Name of entity/individual. An entry is required. (For a sole proprietor or disregarded entity, enter the owner's name on line 1, and enter the business/disregarded entity's name on line 2.)

PFM Financial Advisors LLC

2 Business name/disregarded entity name, if different from above.

3a Check the appropriate box for federal tax classification of the entity/individual whose name is entered on line 1. Check only **one** of the following seven boxes.

☐ Individual/sole proprietor ☐ C corporation ☐ S corporation ☐ Partnership ☐ Trust/estate

☑ LLC. Enter the tax classification (C = C corporation, S = S corporation, P = Partnership) . . . . P

Note: Check the "LLC" box above and, in the entry space, enter the appropriate code (C, S, or P) for the tax classification of the LLC, unless it is a disregarded entity. A disregarded entity should instead check the appropriate box for the tax classification of its owner.

☐ Other (see instructions)

3b If on line 3a you checked "Partnership" or "Trust/estate," or checked "LLC" and entered "P" as its tax classification, and you are providing this form to a partnership, trust, or estate in which you have an ownership interest, check this box if you have any foreign partners, owners, or beneficiaries. See instructions . . . . . ☐

4 Exemptions (codes apply only to certain entities, not individuals; see instructions on page 3):

Exempt payee code (if any)

Exemption from Foreign Account Tax Compliance Act (FATCA) reporting code (if any)

(Applies to accounts maintained outside the United States.)

5 Address (number, street, and apt. or suite no.). See instructions.

1735 Market Street, 42nd Floor

6 City, state, and ZIP code

Philadelphia, PA 19103

Requester's name and address (optional)

7 List account number(s) here (optional)

Part I Taxpayer Identification Number (TIN)

Enter your TIN in the appropriate box. The TIN provided must match the name given on line 1 to avoid backup withholding. For individuals, this is generally your social security number (SSN). However, for a resident alien, sole proprietor, or disregarded entity, see the instructions for Part I, later. For other entities, it is your employer identification number (EIN). If you do not have a number, see *How to get a TIN*, later.

Note: If the account is in more than one name, see the instructions for line 1. See also *What Name and Number To Give the Requester* for guidelines on whose number to enter.

Social security number

			–		–				

or

Employer identification number

8	1	–	1	6	4	2	7	8	7

Part II Certification

Under penalties of perjury, I certify that:

1. The number shown on this form is my correct taxpayer identification number (or I am waiting for a number to be issued to me); and
2. I am not subject to backup withholding because (a) I am exempt from backup withholding, or (b) I have not been notified by the Internal Revenue Service (IRS) that I am subject to backup withholding as a result of a failure to report all interest or dividends, or (c) the IRS has notified me that I am no longer subject to backup withholding; and
3. I am a U.S. citizen or other U.S. person (defined below); and
4. The FATCA code(s) entered on this form (if any) indicating that I am exempt from FATCA reporting is correct.

Certification instructions. You must cross out item 2 above if you have been notified by the IRS that you are currently subject to backup withholding because you have failed to report all interest and dividends on your tax return. For real estate transactions, item 2 does not apply. For mortgage interest paid, acquisition or abandonment of secured property, cancellation of debt, contributions to an individual retirement arrangement (IRA), and, generally, payments other than interest and dividends, you are not required to sign the certification, but you must provide your correct TIN. See the instructions for Part II, later.

Sign Here **Signature of U.S. person**  **Date** 01/20/2026

General Instructions

Section references are to the Internal Revenue Code unless otherwise noted.

Future developments. For the latest information about developments related to Form W-9 and its instructions, such as legislation enacted after they were published, go to *www.irs.gov/FormW9*.

What's New

Line 3a has been modified to clarify how a disregarded entity completes this line. An LLC that is a disregarded entity should check the appropriate box for the tax classification of its owner. Otherwise, it should check the "LLC" box and enter its appropriate tax classification.

New line 3b has been added to this form. A flow-through entity is required to complete this line to indicate that it has direct or indirect foreign partners, owners, or beneficiaries when it provides the Form W-9 to another flow-through entity in which it has an ownership interest. This change is intended to provide a flow-through entity with information regarding the status of its indirect foreign partners, owners, or beneficiaries, so that it can satisfy any applicable reporting requirements. For example, a partnership that has any indirect foreign partners may be required to complete Schedules K-2 and K-3. See the Partnership Instructions for Schedules K-2 and K-3 (Form 1065).

Purpose of Form

An individual or entity (Form W-9 requester) who is required to file an information return with the IRS is giving you this form because they

CITY OF FERNANDINA BEACH, FLORIDA
REQUEST FOR PROPOSAL 26-03
FINANCIAL ADVISOR AND ARBITRAGE SERVICES PROVIDER

GENERAL INFORMATION

The City of Fernandina Beach, Florida (City) is accepting competitive sealed proposals for a **Financial Advisor and Arbitrage Services Provider** from Florida licensed professionals to provide financial advice and arbitrage services to the City.

The City of Fernandina Beach will receive sealed proposals from qualifying financial advisor and arbitrage service providers through **Demandstar.com** (www.demandstar.com). Proposals must be uploaded to Demandstar.com E-Bidding System prior to **2:00PM, June 16, 2026**.

Hand-delivery, mailed, faxed or emailed submissions will **not** be accepted.

Proposals must be received no later than the time and date and at the location specified in the request. No proposals shall be received later or at any other location than specified. Any response received later or at any other location than specified shall not be considered. It shall be the respondent's sole responsibility to ensure that their proposal reaches the specified time and place for receipt of proposals.

The City seeks to establish a relationship with a qualified Financial Advisor and Arbitrage Services provider. The selected provider will assist the City in developing, implementing, and maintaining strategies to meet the City's capital financing needs and arbitrage services to ensure compliance with the Rebate Requirements. Financial advisors in Florida are primarily regulated by Chapter 517 of the Florida Statutes, known as the "Florida Securities and Investor Protection Act". Arbitrage is primarily regulated by Chapter 682 of the Florida Statutes, known as Revised Florida Arbitration Code.

Exhibits A-H to this Request for Proposal are required as part of the submittal.

CONTACT

Specification questions during the proposal period shall be submitted in writing to Purchasing Specialist, Wanda Weaks, wweaks@fbfl.org. **Respondents are hereby put on notice that no contact shall be made with any of the City Commission members, City Manager other City staff, or others that may be involved in the selection process to discuss this request or to influence the outcome of the selection.**

Responses to questions considered material to the solicitation shall be distributed via formal addenda and posted to the City of Fernandina Beach's website; www.fbfl.us/bids, Bid Posting web page and to DemandStar website www.demandstar.com. It is the Responder's responsibility to check the City's website for Addenda prior to submitting their proposal.
Any interpretations, clarifications, or changes will be made in the form of written addenda issued by the Purchasing Specialist and posted on the City Website at www.fbfl.us/bids and to the DemandStar website at www.demandstar.com. Any oral communications will not be authoritative and will not be binding on the City. It is the sole responsibility of the proposer to visit the City's website prior to submitting a proposal to ascertain if any addenda have been issued, to obtain all such addenda, and to return Acknowledged Addenda with each proposal.

If there is an Addendum it becomes part of the original RFP and shall be acknowledged by

attaching a copy of the Addendum, signed by an authorized representative of the person or company submitting the proposal. Failure to do so may disqualify the submittal.

All Responders are advised that under Chapter 119, Florida Statutes, all responses are deemed a public record and open to the public as provided for in said statute.

CONTRACT PERIOD

All services shall be provided for a **five-year period**, with **two one-year renewals** by mutual agreement with negotiated changes, **for a total potential contract length of seven years**

SCOPE OF SERIVCES

The Financial Advisor shall provide a full scope of financial advisor services and demonstrate experience in preparing and marketing debt issues. The Arbitrage Services Provider shall provide services designed to evaluate all the City's debt that is subject to the Tax Code to ensure that both arbitrage rebate and the yield restriction requirements have been satisfied. The qualified professionals employed by the Financial Advisor and Arbitrage Services shall maintain current certifications, and licenses as required for Services provided to the City.

Financial Advisor Services required by the City include, but are not limited to, the following:

1. Review existing debt structure and financial resources to determine available borrowing capacity and refinancing options including refinancing opportunities.
2. Recommend appropriate financial structure for proposed projects.
3. Prepare and present workshops on financial matters, including formation of financial options and alternatives analysis on financial matters.
4. Assist the City in the preparation of cash flow forecasts for proposed issues, addressing debt service requirements and funding sources.
5. Provide advice on terms and features of bonds, both public offering and direct placement "bank loans"; timing and marketing of bond issues, market conditions as they relate to future sales.
6. Advise on benefits of negotiated versus competitively bid sales for each issue.
7. Assist the City in preparation of an official statement in conjunction with bond and disclosure counsels and the City.
8. Arrange for the widest possible distribution of the official statement to bond underwriters and potential investors on competitive sale transactions.
9. Consult, as needed, with City staff regarding various financing options or concerns.
10. Assist the City in obtaining the highest possible credit rating.
11. Assist the City with evaluating competitively bid sale transactions, and as applicable, to advise on bond market conditions, compute accuracy of bids received, and prepare formal recommendation on acceptability of preferred offer.
12. Assist the City in the preparation of soliciting underwriter proposals in a negotiated offering.
13. Assist the City with monitoring the progress of a negotiated sale on the day of pricing, and as applicable, advise regarding market conditions and acceptability of the offer.
14. Assist with bond closings and coordinate printing, signing, and delivery of bond documents.
15. Assist with the preparation of city resolutions.
16. Assist with selecting paying agents and other financial intermediaries as necessary.

17. Advise the City on proposed and actual changes in tax laws and financial market developments that could affect City bond financing plans.
18. Attend City Commission meetings and other scheduled City meetings as requested, with reasonable advance notice.
19. Provide expert testimony at validation hearings.
20. Work with counsel on transactions.
21. Assist with the preparation of written policies for debt, derivatives, and other finance related areas.
22. Other specific consulting projects and finance related tasks as requested by the City.

Arbitrage Services required by the City to include, but are not limited to, the following:
Complete a comprehensive review of each debt issuance includes:

1. Determine if arbitrage rebate and/or yield restriction calculations are required
2. Determine due dates for future calculations
3. Review past completed arbitrage rebate calculations and incorporate the findings in an analysis
4. Determine the statute of limitations to identify the date bond documents and related financial records may be destroyed
5. Resolve arbitrage related issues
6. Provide the City with an Arbitrage Rebate Compliance Policy Manual

The City's has approximately twelve (12) Debt issuances to review as of FY25/26. A summary of the issuances is attached. (Attachment A).

PROPOSAL OUTLINE

Table of Contents

The proposal should include a clear and complete identification of the materials submitted using tabs and page numbers for clear referencing.

1. Letter of Transmittal

Provide a brief letter of transmittal that includes the following information:

a. The proposer's understanding of the work to be performed.
b. A positive commitment to perform the service with the time period specified.
c. The names of key persons who will be the main contacts for the City.
d. Provide a statement of assurance that the firm is not presently in violation of any statutes or regulatory rules that may impact the firm's operation, including those of the Securities and Exchange Commission, Municipal Securities Rulemaking Board, National Association of Securities Dealers, etc.

2. Qualifications and Availability

Proposers must be registered with the Securities and Exchange Commission (SEC) and the Municipal Securities Rulemaking Board (MSRB).

a. Provide a statement of qualifications, abilities, experience and expertise in providing the requested services.
    i. A description of what qualifies, financial and otherwise, to provide the City with these services for the required period of time, provide appropriate

staffing, provide necessary resources, and show a history of demonstrated competence.

ii. A description of resources available to your firm such as access to market information, personnel with specialized knowledge, and legal expertise in the governmental (including tax exempt) field.

b. Identify key persons to be responsible for this contract, primary and backup.
   i. Provide resumes detailing education and experience.
   ii. Highlight experience related to service in a financial advisor and arbitrage advisor role for a Florida governmental agency.
   iii. Indicate notable achievements such as books or articles written, membership and offices held in professional organizations and outstanding accomplishments.

c. Provide your firm's financial information for the most recent fiscal year – not limited to a balance sheet, statement of operations and statement of changes in financial position or cash flow statement as applicable. Note: For an S-Corporation a letter providing financial adequacy and solvency of the firm may be submitted, however such letter may not be recognized at the same level of significance as the information other firms may provide.

d. Indicate the capability of firm to hold harmless, indemnify and defend the City of losses, costs, and expenses arising from liability claims resulting from alleged negligence of firm, it's officers, employees and subcontractors; describe liability insurance coverage carried by firm.

3. Experience

a. Describe Firm's national, statewide, and local service capabilities.
b. Describe Firm's experience in serving as a financial advisor and arbitrage advisor to local municipalities.
c. Describe Firm's experience dealing with major rating agencies during the past two years, including the extent to which governmental clients were involved.
d. Current clients and references.
   i. Provide a list of current municipal clients within the State of Florida, the dollar amount of issues or other financing for respective client, and date(s) services were provided.
   ii. References – Identify a minimum of three references in the current clients list and include contact person's names, phone numbers, e-mail addresses, and mailing addresses.
e. Provide a complete listing of any convictions or fines incurred by the firm or any of its principals for violations of any state or federal law within the past three years. Identify firm's executives who have current claims or who have participated in litigation against the City while with another firm.

4. Demonstrated Knowledge

a. Explain the general financial character and environment currently impacting Florida municipalities.
b. Describe innovations your firm has developed or been involved related to tax-exempt security issues – outlining the problem, solution, and results.

c. For a potential proposed project, explain the firm's approach to the following:
   i. Indicate the steps your firm would follow in developing a financial plan and the corresponding duties and responsibilities the firm would assume.
   ii. Describe the technical and legal support services available to your firm and how they would be utilized in the formulation of the financing plan.
   iii. Indicate the extent to which your firm would consider alternatives to traditional municipal bonds in developing the financial plan; describe in detail your firm's related experience, identify firm members and other personnel involved in successfully designing and implementing alternative financing for municipal clients.
   iv. Describe typical circumstances under which the firm would recommend competitive versus negotiated sales of debt issues. Indicate the role your firm would play as financial advisor under each method of sale. Describe your firm's experience with each method of sale.
   v. Indicate the activities your firm would undertake in facilitating the sale and marketing of the City's debt issue. Describe in detail related experience with such activities.
   vi. Describe the duties and responsibilities the firm would perform and assume in a refunding operation for purposes of refinancing the City's existing debt. Indicate the firm's experience in this area.

5. Fees for Services

The cost portion of the proposal should include the following element:

a. Describe the firm's proposed fee schedule for the requested services and for various alternatives. Indicate the impact on the fee structure of a competitive sale versus a negotiated sale.
b. Consulting services may be requested in situations that do not involve a debt issue. Explain how the firm would bill for such services, including a proposed billing procedure and rates.
c. Indicate the firm's policy regarding out-of-pocket and/or indirect cost expenses; if such expenses would be reimbursable from the City, itemize the types of expenses and basis of billing by expense type.
d. A listing of an and all additional charges not specifically identified herein.

Evaluation Criteria

Firms desiring consideration should fully respond to the following items. The City reserves the right to include any, all, or none of the listed items or services in any agreement resulting from this RFP. Please provide all the information required in the following sections 1–5.

1. Tab-1 Qualifications and Availability: (30 Points)

a. Qualifications and availability of key personnel to be assigned to the City.

2. Tab-3 Experience: (30 Points)

a. Experience with credit rating services, financial institutions, investors, and municipal bond credit enhancers.

3. Tab-4 Demonstrated Knowledge: (30 Points)
a. Demonstrate knowledge of the general financial character and environment currently impacting Florida municipalities, and experience servicing local governments in Florida including references.

4. Tab-5 Fees for Services: (10 Points)
a. The firm's proposed fee schedule for the requested services and for various alternative financing methods.

TENTATIVE SCHEDULE
The City will attempt to adhere to the following schedule:

May 19, 2026	Issue Request for Proposal (RFP)
June 16, 2026	Proposals Due Prior to 2:00M EST
June 23, 2026	Evaluation Committee Makes Preliminary Decision
July 07, 2026	Recommend to Commission

Proposers may be asked to make an oral presentation of their proposals to the committee.

Evaluation of proposals will be made by an Evaluation Committee. The Committee will conduct an evaluation of the information included in the response form and its attachments. A recommendation to award a contract will be made based on the criteria set forth in the Selection Process.

The City observes a "cone of silence" and policies for ethical and professional behavior on all advertised solicitations. After issuance of the solicitation, respondents shall refrain from contacting any member of the evaluation committee, the City Manager or the City Commission regarding this proposal until the Commission approves the successful proposer.

Costs of preparation of a response to this RFP are solely those of the proposer. The City assumes no responsibility for any such costs incurred by the proposer.

Award:
The evaluation committee will recommend an award to the most responsive and responsible proposer whose submission meets the requirements and criteria set forth in the request and whose award will, in the opinion of the evaluation committee, be in the best interest of and most advantageous to the City. Criteria set forth in the Request for Proposal shall be used in the evaluations. Final award will be determined by the City Commission. The recommendation of the Evaluation Committee does not bind the City Commission.

Termination:
The City may terminate the contract in whole or part with a **ninety-day written notice**, unless otherwise stated in the contract documents. If terminated, the City will be liable only for payment in accordance with the payment provisions of the Contract for those services rendered prior to termination.

GENERAL CONDITIONS REQUEST FOR PROPOSAL

1. **PREPARATION OF PROPOSAL –** REQUEST FOR PROPOSAL will be prepared in accordance with the following:
   a. The enclosed Contact Sheet/Proposal Form, attached hereto as "Exhibit A", must be used when submitting your REQUEST FOR PROPOSAL.
   b. All information required by the Contact Sheet/Proposal Form must be furnished. The Proposer must print or type his/her name and manually sign the Form and any continuation sheet on which an entry is made.
   c. Unit prices must be shown and where there is an error in extension of price, the unit price will govern.
   d. Alternate Proposals will not be considered unless authorized by the Request for Proposal.
   e. Proposers will **not** include federal taxes nor State of Florida sales, excise, and use taxes in prices, as the City is exempt from payment of such taxes. An exemption certificate will be signed where applicable upon request.
   f. Proposers must make all investigations necessary to thoroughly inform themselves about any and all conditions related to the performance of the contract. Plea of ignorance by the Proposer of conditions that exists or may hereafter exist as a result of failure or omission on the part of the Proposer to make the necessary examinations and investigations, or failure to fulfill in every detail the requirements provided for in the Purchasing Policy, Purchasing Ordinance and/or State and Federal Statutes. The City's Purchasing Ordinance is set forth in Chapter 2-420, *et seq*.
   g. Prices quoted must be FOB City of Fernandina Beach, Florida with all transportation charges prepaid unless otherwise specified in the Request for Proposal.
   h. Deliveries are to be FOB Destination unless otherwise specified in the Request for Proposal.
   i. Deliveries are to be made during regular business hours.
   j. Proposals and Proposal prices must be valid for a minimum of ninety (90) days, unless otherwise stated on the REQUEST FOR PROPOSAL.

2. **SUBMISSION OF PROPOSAL**
   a. The City of Fernandina Beach has partnered with **DemandStar using their E-bidding platform**. All submittals will be received through the **DemandStar E-bidding platform**. To register and submit through DemandStar go to www.demandstar.com/registration.

3. **REJECTION OF PROPOSAL**
   a. The City reserves the right to accept or reject any or all Proposals, to waive irregularities and technicalities, and to request resubmission or to re-advertise for the services. The City will be the sole judge of the submittals. The City's decision will be final.

4. WITHDRAWAL OF PROPOSAL

a. Proposals may not be withdrawn after the time set for the opening for a period of time as specified.
b. Proposals may be withdrawn prior to the time set for the opening. Such request must be in writing.

5. LATE PROPOSAL

a. REQUEST FOR PROPOSAL and modifications received after the time set for the opening will not be considered.
b. Modifications in writing received prior to the time set for the opening will be accepted.

6. LOCAL, STATE, AND FEDERAL COMPLIANCE

a. Proposers must comply with all local, state, and federal directives, orders and laws as applicable to the REQUEST FOR PROPOSAL and subsequent contract(s) in accordance with the requirements as stated in CFR 200.321, including but not limited to Equal Employment Opportunity (EEO), Minority Business Enterprise (MBE), and Occupational Safety and Health Administration (OSHA) as applicable to this contract.
b. A "Public Entity Crimes Statement", in accordance with Florida Statutes, Section 287.133 (3) (a), on Public Entity Crimes, attached hereto as "Exhibit B", must be received at the time of the proposal.
c. A "Drug Free Workplace Certification" attached hereto as "Exhibit C", must be received at the time of the proposal.
d. The City of Fernandina Beach requires that the Proposer selected will not discriminate under the contract against any person, in accordance with federal, state and local government regulations.
e. An "E-Verify Statement" attached hereto as "Exhibit D" must be received at the time of the proposal.

7. AWARD OF REQUEST FOR PROPOSAL

a. The REQUEST FOR PROPOSAL will be awarded to the most responsive and responsible proposer offering the best value to the City of Fernandina Beach.
b. The City reserves the right to accept and award item by item, and/or by group, or in the aggregate.
c. A written award of acceptance (Purchase Order) mailed or otherwise furnished to the successful Proposer will result in a binding contract without further action by either party.
d. Unless otherwise noted in the specifications, the length of the agreement will be one year, with two one-year renewals possible based on the mutual consent of the parties.
e. Upon award, for construction projects, the Contractor will be required to complete/execute the City's Contract and General Conditions for Construction Services.
f. Agreement may be cancelled with 60-day notice unless otherwise stated in signed contract documents.

8. NOT RESPONSIBLE FOR COSTS

a. The City will not be responsible for any cost incurred by a prospective Proposer in responding to this REQUEST FOR PROPOSAL.

9. BONDS

- If Proposal is less than $100,000 no Proposal Bond or Payment and Performance Bond required.
- If Proposal is greater than $100,000 and is for material only, a Proposal Bond is required but no Payment and Performance Bond is required.
- If Proposal is $100,000 - $200,000, and is for services, a Proposal Bond is required but no Payment and Performance Bond is required.
- If Proposal is greater than $200,000, and is for services, Proposal Bond and Payment and Performance Bond is required.

PROPOSAL BOND:

a. If the Base Proposal or the Base Proposal plus the sum of any alternates fall into the criteria above requiring a Proposal Bond, the Proposer must enclose a Certified Check or Proposal Bond with each Proposal. A Certified Check or Proposal Bond must be for an amount not less than five percent (5%) of the Proposal price and must be made payable to the CITY OF FERNANDINA BEACH as a guarantee that the Proposer will not withdraw its proposal for a period of ninety (90) calendar days after Proposal closing time. Proposal Bonds or Certified Checks will be returned to unsuccessful Proposal within 10 days of proposal award. Successful proposers will receive their Certified Check or Proposal Bond after the contract/agreement has been signed and a Performance and Payment Bond is received.

PERFORMANCE AND PAYMENT BONDS:

a. In the event the Contract is awarded to the Proposer, Proposer will thereafter enter into a written contract with the CITY OF FERNANDINA BEACH and furnish a Payment and Performance Bond in an amount equal to the contract price. The form of the bonds shall be in accordance with Section 255.05 of Florida Statutes. Failing to do so, Proposer must forfeit its proposal security.
   Payment and Performance Bond must be secured from or countersigned by an agency or surety company recognized in good standing and authorized to do business in the State of Florida. The following exceptions to proposer providing Performance and Payment Bonds are as follows: In lieu of the Performance and Payment Bonds, a contractor may file with the City an alternative form of security in the form of cash, a money order, a certified check, a cashier's check, an irrevocable letter of credit, or a security of a type listed in part II of chapter 625, Florida Statutes. Any such alternative form of security must be for the same purpose and be subject to the same conditions as those applicable to the bonds. The value of an alternative form of security must be in the amount of the proposal.

10. PUBLIC INFORMATION

a. All information contained in this Proposal is public information, and as such will be

handled in accordance with chapter 119, Florida Statutes.

11. ADDITIONAL INFORMATION

a. The City reserves the right to require Proposers to provide references and information on previous similar experience prior to award of the contract.

12. QUESTIONS

a. Any questions about the REQUEST FOR PROPOSAL should be communicated per instructions in the REQUEST FOR PROPOSAL.

13. INDEMNIFICATION AND INSURANCE

INDEMNIFICATION

The parties recognize that FIRM/LESSOR is an independent Contractor. FIRM/LESSOR agrees to assume liability for and indemnify, hold harmless, and defend the CITY, its commissioners, mayor, officers, employees, agents, and attorneys of, from, and against all liability and expense, including reasonable attorney's fees, in connection with any and all claims, demands, damages, actions, causes of action, and suits in equity of whatever kind or nature, including claims for personal injury, property damage, equitable relief, or loss of use, arising directly or indirectly out of or in connection with any negligent and/or deliberate act or omission of FIRM/LESSOR, its officers, employees, agents, and representatives. FIRM/LESSOR's liability hereunder must include all attorney's fees and costs incurred by the CITY in the enforcement of this indemnification provision. This includes claims made by the employees of FIRM/LESSOR against the CITY and FIRM/LESSOR hereby waives its entitlement, if any, to immunity under Section 440.11, Florida Statutes. The obligations contained in this provision will survive termination of this Agreement and will not be limited by the amount of any insurance required to be obtained or maintained under this Agreement. Nothing contained in the foregoing indemnification will be construed to be a waiver of any immunity or limitation of liability the CITY may have under the doctrine of sovereign immunity or Section 768.28, Florida Statutes.

INSURANCE

Prior to commencement of any work under this Contract and until completion and final acceptance of the work, the FIRM/LESSOR must, at its sole expense, maintain the following insurance on its own behalf, and furnish to the CITY certificates of insurance evidencing same and reflecting the effective date of such coverage as follows:

The term "Contractor" as used in the insurance rider, will mean and include Subcontractors of every tier.

A. Worker's Compensation and Occupational Disease Insurance in accordance with the applicable law or laws; Employer's Liability Insurance with limit of at least One Million ($1,000,000) dollars. This includes sole proprietorships and officers of corporations who will be performing work on the job.
B. Commercial General Liability with a combined Bodily Injury and Property Damage limit of not less than ONE Million ($1,000,000.00) dollars per occurrence and TWO

Million ($2,000,000) Dollars in the aggregate. The aggregate must be applicable on a per project basis. Coverage must include the following perils:

1. Broad Form Blanket Contractual Liability for liability assumed under this Contract and all other Contracts relative to the project.
2. Completed Operations/Products Liability.
3. Broad Form Property Damage
4. Personal and Advertising Injury Liability
5. Independent Contractors
6. Endorsements must be furnished reflecting the inclusion of the interests of Owner, Construction Manager, General Contractor, Contractor, (your company), their officers, directors, partners, representatives, agents and employees, and naming each as an Additional Insured on a primary and non-contributing basis.
7. Coverage is to be endorsed to reflect that insurance is to be primary and non-contributory with respect to any other collectable insurance, for the Owner, General Contractor, Contractor, (your company) and all other parties required to be named as additional insureds.
8. Coverage is to be provided on an "occurrence" basis with carriers licensed and admitted to do business in the State of [your state] or otherwise acceptable to the Contractor (your company).
9. A copy of policy and/or endorsement(s) and any other documents required to verify such insurance are to be submitted with the appropriate certificate(s), or upon the request of Contractor (your company). Failure to provide these documents is not to be construed as a waiver of the requirements to provide such insurance.

C. Commercial Automobile Liability Insurance covering the use of all Owned, Non-Owned, and Hired Vehicles with combined Bodily Injury and Property Damage Limit of at least One Million ($1,000,000) Dollars.

D. Umbrella I Excess Liability Insurance with a limit of no less than One Million ($1, 000,000) dollars minimum per occurrence.

E. During the term of this agreement, (if applicable) the FIRM/LESSOR will carry Professional Liability Insurance which will cover liability for any damage or non-performance on account of any error, omission, or other provable negligence caused by the FIRM/LESSOR. The amount of insurance must not be less than One Million ($1,000,000) Dollars per occurrence and aggregate.

F. Loss Deductible – If the insurance of any FIRM/LESSOR contains deductible(s), penalty(s) or self-insured retention(s), the FIRM/LESSOR
Whose insurance contains such provision(s) must be solely responsible for payment of such deductible(s), penalty(s) or self-insured retention(s).

G. Where an Off Project Site Property exposure exists, the Contractor at its sole expense must furnish to the Owner and Contractor (your company) Certificates of Insurance and other required documentation evidencing the following coverage which will provide for the interests of [Name of Owner] , [Name of General Contractor] and (your company) to be named as Loss Payees and will contain a provision requiring the insurance carriers to waive their rights of subrogation against all indemnities' named in the contract.

"All Risk" Property Insurance on all materials, equipment and supplies intended to become a permanent part of the construction stored on premises away from the project site and while in transit, until actually delivered to the project site. Coverage is to be provided on a replacement cost basis.

H. The above insurances must each contain the following wording verbatim: "[Name of Owner], [Name of General Contractor] , and (your company) are interested in the maintenance of this insurance and it is agreed that this insurance will not be canceled , materially changed or not renewed without at least a thirty (30) day advance written notice to [Name and address of Owner] , [Name and address of General Contractor] and [Name and address of your company] by certified mail-return receipt requested ."

I. The amount of insurance contained in the aforementioned insurance coverages will not be construed to be a limitation of the liability on the part of the Subcontractor or any of its Subcontractors.

J. The Contractor must file certificates of insurance prior to the commencement of work with the Owner and the General Contractor which will be subject to the Owner, General Contractor and (your company) approval of adequacy of protection and the satisfactory character of the Insurer.

K. Any type of insurance or any increase of limits of liability not described above which the Subcontractor requires for its own protection or on account of statute shall be its own responsibility and at its own expense.

L. The carrying of the insurance described shall in no way be interpreted as relieving the Contractor or Subcontractor of any responsibility of liability under this Contract.

M. Any policies effected by the Contractor on its Owned and/or Rented Equipment and Materials must contain a provision requiring the insurance carriers to waive their rights of subrogation against the [Name of Owner], [Name of General Contractor], [Name of Contractor (your company)] and all other indemnities named in the Contract.

N. Should the Contractor engage a Subcontractor, the same conditions will apply under this contract to each Subcontractor, however, the retained Subcontractor must be required to maintain limits of liability of not less than One Million ($1,000,000) Dollars per occurrence and Two Million ($2,000,000) Dollars in the aggregate, with said limits applicable on a per project basis, or such greater limits as may be required by the retaining Subcontractor.

14. PAYMENT

Payment due hereunder must be made by the City to FIRM/LESSOR in accordance with the Florida Prompt Payment Act. Florida Statute 218 Section 74.

15. PROPOSAL PROTESTS

Proposal protest conditions and procedures are in accordance with City Ordinances – Part 2, Chapter 2, Article VII, Division 2, Section 2-444.

16. FEDERAL GRANT MONEY

In the event this project is funded with federal grant monies, FIRM/LESSOR may not participate in the proposal if FIRM/LESSOR is listed in the Excluded Parties List System

(EPLS) a federal suspension and debarment listing. The Federal Government's Excluded Parties List System (EPL) is located at, including but not limited to, https://www.sam.gov/portal/SAM/. FIRM/LESSOR must include copy of search results with bid or proposal.

17. LOBBYING

a. Lobbying is defined as any action taken by an individual, firm, association, joint venture, partnership, syndicate, corporation, and/or all other groups who seek to influence the governmental decision of a Board Member, the City Manager, and/or any City Personnel during the solicitation process. The lobbying black-out period commences upon the issuance of this solicitation and concluded upon the signing of the agreement. CONTRACTORS must not contact any Commission Member and/or any requesting or evaluating Department/Office personnel during said black-out period. All questions and procedural matters must be directed to the City Manager. The City Commissioners and/or the City Manager may disqualify any solicitation response where any Commissioner, the City Manager, and/or City Personnel have been lobbied in violation of the black-out period.

EXHIBITS

EXHIBIT "A" **Contact Sheet**

EXHIBIT "B" **Public Entity Crimes**

EXHIBIT "C" **Drug-Free Workplace Certification**

EXHIBIT "D" **E-Verify Statement**

EXHIBIT "E" **Proposer Acknowledgements and Agreements**

EXHIBIT "F" **Conflict of Interest**

EXHIBIT "G" **Non-Collusion Affidavit**

EXHIBIT "H" **Disputes Disclosure**

EXHIBIT "A"
CONTACT SHEET

Name: _____

Federal Taxpayer ID _____

Mailing Address: _____

City, State, & Zip Code: _____

Telephone: _____ Fax: _____

Email: _____

Submitted By: _____

Title: _____

Accounting Contact:

Name: _____Title: _____

Email Address: _____ Phone: _____

THIS FORM SHALL BE INCLUDED WITH BID/PROPOSAL

EXHIBIT "B"

SWORN STATEMENT UNDER F.S. SECTION 287.133(3) (A), ON PUBLIC ENTITY CRIMES

THIS FORM SHALL BE SIGNED IN THE PRESENCE OF A NOTARY PUBLIC OR OTHER OFFICER AUTHORIZED TO ADMINISTER OATHS.

1. This sworn statement is submitted with Bid, Proposal or Contract for _____.

2. This sworn statement is submitted by (entity) _____ whose business address is _____ and (if applicable) Federal Employer Identification Number (FEIN) is _____(If a Sole Proprietor and you have no FEIN, include the last four (4) digits of your Social Security Number: _____.)

3. My name is_____and my relationship to the entity named above is _____.

4. I understand that a "public entity crime" as defined in Paragraph 287.133(a) (g). Florida Statutes, means a violation of any state or federal law by a person with respect to and directly related to the transaction of business with any public entity or with an agency or political subdivision of any other state or with the United States, including, but not limited to, any proposal or contract for goods or services to be provided to any public entity or any agency or political subdivision of any other state or of the United States and involving antitrust, fraud, theft, bribery, collusion, racketeering, conspiracy, or material misrepresentation.

5. I understand that "convicted" or "conviction" as defined in paragraph 287.133(a) (b), Florida Statutes, means finding of guilt or a conviction of a public entity crime with or without an adjudication of guilt, in any federal or state trial court of records relating to charges brought by indictment or information after July 1, 1989, as a result of a jury verdict, non-jury trial, or entry of a plea of guilty or nolo contendere.

6. I understand that an "affiliate" as defined in Paragraph 287.133(1) (a), Florida Statutes, means:

    1. A predecessor or successor of a person convicted of a public entity crime; or

    2. An entity under the control of any natural person who is active in the management of the entity and who has been convicted of a public entity crime. The term "affiliate" includes those officers, directors, executives, partners, shareholders, employees, members, and agents who are active in the management of an affiliate. The City of Fernandina Beach, Florida ownership by one of shares constituting a controlling income among persons when not for fair interest in another person, or a pooling of equipment or income among persons when not for fair market value under a length agreement, shall be a prima facie case that one person controls another person. A person who was knowingly convicted of a public entity crime, in Florida during the preceding 36 months shall be considered an affiliate.

7. I understand that a "person" as defined in Paragraph 287.133(1) (e), Florida Statutes, means any natural person or entity organized under the laws of the state or of the United States with the legal power to enter into a binding contract for provision of goods or services let by a public entity, or which otherwise transacts or applies to transact business with a public entity. The term "person" includes those officers, directors, executives, partners, shareholders, employees, members, and agents who are active in management of an entity.

8. Based on information and belief, the statement which I have marked below is true in relation to the entity submitting this sworn statement. (Please indicate which statement applies)

____Neither the entity submitting this sworn statement, nor any officers, directors, executives, partners, shareholders, employees, members, or agents who are active in management of the entity, nor affiliate of the entity have been charged with and convicted of a public entity crime subsequent to July 1, 1989.

____The entity submitting this sworn statement, or one or more of the officers, directors, executives, partners, shareholders, employees, members, or agents who are active in management of the entity, or an affiliate of the entity has been charged with and convicted of a public entity crime subsequent to July 1, 1989. (Please attach a copy of the final order.)

____The person or affiliate was placed on the convicted FIRM list. There has been a subsequent proceeding before a hearing officer of the State of Florida, Division of Administrative Hearings. The final order entered by the hearing officer determined that it was in public interest to remove the person or affiliate from the convicted FIRM list. (Please attach a copy of the final order.)

____The person or affiliate has not been placed on the convicted FIRM list. (Please describe any action taken by, or pending with, the Department of General Services.)

_____
Signature Date:

STATE OF FLORIDA
COUNTY OF _____
Sworn to (or affirmed) and subscribed before me by means of ☐ physical presence or ☐ online notarization, this _____ day of _____ 20_____
by _____,

_____
Notary Public Printed Name

My Commission Expires _____

Personally Known _____ OR Produced Identification _____ ID Produced _____

THIS FORM SHALL BE INCLUDED WITH BID/PROPOSAL

EXHIBIT "C"
DRUG-FREE WORKPLACE CERTIFICATION

The below-signed INDIVIDUAL/FIRM certifies that it has implemented a drug-free workplace program. In order to have a drug-free workplace prepare, a business shall:

1. Publish a statement notifying employees that the unlawful manufacture, distribution, dispensing, possession, or use of a controlled substance is prohibited in the workplace and specifying the actions that will be taken against employees for violation of such prohibition.

2. Inform employees about the dangers of drug abuse in the workplace, the business's policy of maintaining a drug-free workplace, any available drug counseling, rehabilitation, and employee assistance programs, and the penalties that may be imposed upon employees for drug abuse violations.

3. Give each employee engaged in providing the commodities or services a copy of the statement specified in paragraph 1.

4. In the statement in paragraph 1., notify the employees that, as a condition of working on the commodities or contractual services that are under proposal, the employee will abide by the terms of the statement and will notify the employer of any conviction of, or plea of nolo contendere to, any violation occurring in the workplace no later than five (5) working days after such conviction.

5. Impose a sanction on, or require fine satisfactory participation in drug abuse assistance or rehabilitation program if such is available in the employee's community, by any employee who is convicted.

6. Make a good faith effort to continue to maintain a drug-free workplace through implementation of this section.

As the person authorized to sign this statement, I Certify that this firm complies fully with the above drug-free workplace requirements.

COMPANY: _____

CITY: _____STATE: _____ ZIP CODE: _____

SIGNATURE: _____PHONE: _____

NAME (TYPED OR PRINTED): _____TITLE: _____

THIS FORM SHALL BE INCLUDED WITH BID/PROPOSAL

EXHIBIT "D"
E-VERIFY STATEMENT

Bid/Proposal Number: _____

Project Description: _____

_____

I/FIRM acknowledges and agrees to the following:

I/FIRM will utilize the U.S. Department of Homeland Security's E-Verify system, in accordance with the terms governing use of the system, to confirm the employment eligibility of:

1. All persons employed by the FIRM during the term of the Contract to perform employment duties within Florida; and

2. All persons assigned by the FIRM to perform work pursuant to the contract with the Department.

Individual/Company/Firm: _____

Authorized Signature: _____

Title: _____

Date: _____

THIS FORM SHALL BE INCLUDED WITH BID/PROPOSAL

EXHIBIT "E"
PROPOSER ACKNOWLEDGEMENTS AND AGREEMENTS

The undersigned, as an employee or agent of the Proposer, having the authority to sign a binding agreement on behalf of the corporation, company, or firm presenting this submittal, confirms understanding and/or agreement and/or takes exception with any statement in the following sections of this RFP document.

1. INTRODUCTION AND GENERAL INFORMATION
   Understands and agrees to all terms.

2. PROPOSAL INSTRUCTIONS, TERMS AND CONDITIONS
   Understands and agrees to all terms.

3. EVALUATION AND CONTRACT OVERVIEW
   Understands and agrees to all terms.

4. PROPOSER'S RESPONSE: SUBMITTAL INFORMATION
   Understands and agrees to all terms.

5. PROPOSER'S RESPONSE: PROPOSED TEAM
   Understands and agrees to all terms.

6. PROPOSER'S RESPONSE: PROPOSED COMPENSATION
   Understands and agrees to all terms.

Name:_____Title: _____

Signature: _____Date: _____

THIS FORM SHALL BE INCLUDED WITH BID/PROPOSAL

EXHIBIT "F"

CONFLICT OF INTEREST STATEMENT

This sworn statement is submitted with Bid, Proposal or Contract for _____.

This sworn statement is submitted by (entity) _____ whose business address is _____ and (if applicable) Federal Employer Identification Number (FEIN) is _____(If a Sole Proprietor and you have no FEIN, include the last four (4) digits of your Social Security Number: _____.)

My name is_____and my relationship to the entity named above is_____.

1. The above-named entity is submitting a Proposal for the City of Fernandina Beach.

2. The Affiant has made diligent inquiry and provides the information contained in the Affidavit based upon his/her own knowledge.

3. The Affiant states that only one submittal for the above proposal is being submitted and that the above-named entity has no financial interest in other entities submitting proposals for the same project.

4. Neither the Affiant nor the above- n a m e d entity has directly or indirectly entered into any agreement, participated in any collusion, or otherwise taken any action in restraints of free competitive pricing in connection with the entity's submittal for the above proposal. This statement restricts the discussion of pricing data until the completion of negotiations if necessary and execution of the Contract for this project.

5. Neither the entity not its affiliates, nor anyone associated with them, is presently suspended or otherwise ineligible from participation in contract letting by any local, State, or Federal Agency.

6. Neither the entity nor its affiliates, nor anyone associated with them have any potential conflict of interest due to any other clients, contracts, or property interests for this project.

7. I certify that no member of the entity's ownership or management is presently applying for an employee position or actively seeking an elected position with the City of Fernandina Beach.

8. I certify that no member of the entity's ownership or management, or staff has a vested interest in any aspect of the City of Fernandina Beach.

9. In the event that a conflict of interest is identified in the provision of services, I, on behalf of the above named entity, will immediately notify the City of Fernandina Beach.

_____
Signature Date:

STATE OF FLORIDA
COUNTY OF _____

Sworn to (or affirmed) and subscribed before me by means of ☐ physical presence or ☐ online notarization, this _____ day of _____ 20_____
by _____,

_____
Notary Public Printed Name

My Commission Expires _____

Personally Known _____ OR Produced Identification _____ ID Produced _____

THIS FORM SHALL BE INCLUDED WITH BID/PROPOSAL

EXHIBIT "G"

NON-COLLUSION AFFIDAVIT

This sworn statement is submitted with Bid, Proposal or Contract for _____.

This sworn statement is submitted by (entity) _____ whose business address is _____ and (if applicable) Federal Employer Identification Number (FEIN) is _____(If a Sole Proprietor and you have no FEIN, include the last four (4) digits of your Social Security Number: _____.)

My name is_____and my relationship to the entity named above is_____.

1. The above named is fully informed respecting the preparation and contents of the attached proposal and of all pertinent circumstances respecting such proposal;

2. Such Proposal is genuine and is not a collusive or sham proposal;

3. Neither the said Proposer nor any of its officers, partners, owners, agents, representatives, employees, or parties in interest, including this affiant, has in any way colluded, connived, or agreed, directly or indirectly, with any other Bidder, firm or person to submit a collusive or sham Proposal in connection with such Contract, or has in any manner, directly or indirectly, sought by agreement or collusion or communication or conference with any other Bidder, firm, or person to fix the price or prices in the attached proposal or any other Bidder, or to fix any overhead, profit or cost element of the proposal price or the proposal price of any other Bidder, or to secure through any collusion, connivance, or unlawful agreement any advantage against the City of Fernandina Beach, Florida or any person interested in the proposed Contract; and

4. The price or prices quoted in the attached proposal are fair and proper and are not tainted by any collusion, conspiracy, connivance, or unlawful agreement on the part of the Bidder or any of its agents, representatives, owners, employees, or parties in interest, including this affiant.

_____
Signature Date:

STATE OF FLORIDA
COUNTY OF _____

Sworn to (or affirmed) and subscribed before me by means of ☐ physical presence or ☐ online notarization, this _____ day of _____ 20_____
by _____,

_____
Notary Public Printed Name

My Commission Expires _____

Personally Known _____ OR Produced Identification _____ ID Produced _____

THIS FORM SHALL BE INCLUDED WITH BID/PROPOSAL

EXHIBIT "H"
DISPUTES DISCLOSURE FORM

Answer the following questions by placing as "X" after "YES" or "NO". If you answer "YES", please explain in the space provided, or via attachment.

Has your firm or any of its officers, received a reprimand of any nature or been suspended by the Department of Professional Regulations or any other regulatory agency or professional association within the last five (5) years?
YES___ NO____

Has your firm, or any member of your firm, been declared in default, terminated or removed from a contract or job related to the services your firm provides in the regular course of business within the last five (5) years?
YES_____NO_____

Has your firm had against it or filed any request for equitable adjustment, contract claims, bid protest, or litigation in the past five (5) years that is related to the services your firm provides in the regular course of business?
YES_____NO_____

If yes, state the nature of the request for equitable adjustment, contract claim, litigation, or protest, and state a brief description of the case, the outcome or status of the suit and the monetary amounts or extended contract time involved.

I hereby certify that all statements made are true and agree and understand that any misstatement or misrepresentation or falsification of facts shall be cause for forfeiture of rights for further consideration of this proposal for the City of Fernandina Beach.

Firm Date

Authorized Signature Printed or Typed Name and Title

THIS FORM SHALL BE INCLUDED WITH BID/PROPOSAL

Proposal to Provide Financial Advisor and Arbitrage Rebate Services RFP 26-03

City of Fernandina Beach, Florida

June 16, 2026

City of Fernandina Beach, Florida

June 16, 2026
Proposal to Provide
Financial Advisor and
Arbitrage Rebate Services

HilltopSecurities
Investment Banking Solutions

CONTACT:

Joel Tindal, Managing Director
joel.tindal@hilltopsecurities.com

450 S. Orange Avenue, Suite 225, Orlando, FL 32801

Office: 407.426.9611

© 2026 Hilltop Securities Inc. All rights reserved. Member FINRA/SIPC/NYSE

Table of Contents

1. Letter of Transmittal i

2. Qualifications and Availability 1

3. Experience 20

4. Demonstrated Knowledge 34

5. Fees for Services 57

APPENDIX A Statement of Financial Condition as of December 31, 2025

EXHIBIT 1 – Required Municipal Advisory Disclosure Statement

HilltopSecurities
Investment Banking Solutions
© 2026 Hilltop Securities Inc. All rights reserved. Member FINRA/SIPC/NYSE

Joel Tindal
Managing Director
450 South Orange Avenue, Suite 225, Orlando, FL 32801
Email: joel.tindal@hilltopsecurities.com / Phone: 407.426.9611

1. Letter of Transmittal

June 16, 2026

Submit via upload – DemandStar
The City of Fernandina Beach, Florida

Dear Selection Committee:

On behalf of Hilltop Securities Inc. ("HilltopSecurities"), we are pleased to submit our qualifications to the City of Fernandina Beach, Florida (the "City") to provide financial advisor and arbitrage rebate services. Given our extensive experience serving municipal issuers in Florida, including the City, as well as being one of the largest municipal advisor firms nationally, we thoroughly understand the work being requested of us and pledge to perform all services in a timely and cost-effective manner. We appreciate the opportunity to respond to the City's request, and we believe that our capabilities, experience, and services differentiate us from our competitors to provide value to the City.

An Industry Leader in Providing Municipal Advisory Services. During the most recent five-year period, June 1, 2021 to May 31, 2026, HilltopSecurities is the nation's number-two municipal advisory firm based on the number of transactions completed with a total of 3,297 transactions representing over $161.3 billion in par amount. Over this same time period, HilltopSecurities in Florida has served as municipal advisor on transactions totaling over $7.2 billion in aggregate (including both public and privately issued).

Institutional Knowledge of the City. HilltopSecurities has served as financial advisor to the City since 2002. We have assisted the City with numerous projects over the years from the acquisition of a water utility system from Florida Public Utilities Company in 2003 to achieving debt service refunding savings through active monitoring of the City's debt portfolio. Additionally, the firm and its affiliates have provided arbitrage rebate calculation services and continuing disclosure dissemination agent services to the City. Our professionals' hands-on experience and institutional knowledge working with the City is unmatched by our competitors.

Experience of the Team Assigned to the City. HilltopSecurities will provide the City with an experienced municipal advisory team. Our business philosophy is to implement a "team concept" comprised of senior-level personnel to provide the best possible service to our clients. Leading HilltopSecurities' engagement will be **Joel Tindal**, *Managing Director*, from our local Orlando office. Mr. Tindal has 21 years of municipal advisory experience serving a variety of issuers within the State of Florida, including the cities of **Fernandina Beach**, Oviedo, Panama City, Dunedin, Deltona, Palm Coast, Ocoee, Apopka, Mount Dora, New Smyrna Beach, Orange City, Punta Gorda, Flagler Beach, Edgewater, Naples, Hollywood, Sanford, Tavares, Fellsmere; several counties including Nassau County; and numerous other municipal issuers in Florida. Joel lives and works in Orlando, providing availability on relatively short notice to attend any City meetings. Joel is further supported by senior advisory professionals, as well as specialized experts in capital markets and

© 2026 Hilltop Securities Inc. All rights reserved. Member FINRA/SIPC/NYSE

bond pricing, credit ratings, structured products, and **arbitrage rebate** among other areas. **Mr. Brian Helming**, *Managing Director*, brings more than 33 years of experience to his role as arbitrage rebate contact.

Experience with Municipal Credit. Our team understands the unique credit characteristics associated with the City and Florida clients. HilltopSecurities' team includes a credit strategist, Ted Chapman, who was a senior rating analyst for more than two decades and who will walk the City through every aspect of its interaction with the rating agencies. HilltopSecurities' experience and unique knowledge will be extremely valuable when presenting the City's credit to the rating agencies for new bond financings and ongoing surveillance.

More than Just a Municipal Advisor. HilltopSecurities delivers the resources of a full-service firm. We have the in-house capabilities to provide virtually any service that would be requested by the City. In addition to providing municipal advisory services, we also provide **arbitrage rebate compliance services**, **continuing disclosure services**, asset management and investment advisory, hedging and reinvestment services and swap advisory, investment agreement services, and public-private-partnership advisory, among others. To that end, we are fully prepared, equipped and qualified to provide a full range of services to the City, to call upon the vast resources of our firm, and to draw upon our extensive national public finance expertise for the benefit of the City. The firm's Arbitrage Rebate Compliance team serves as an independent arbitrage rebate provider to approximately 884 clients across 42 states, on 4,344 bond issues with an aggregate par value of $330 billion, as of March 31, 2026. **Of the top ranked financial advisors in the country in 2025 (#2 by number of transactions, #3 by par volume, *Source: LSEG*), HilltopSecurities is the only firm that provides arbitrage rebate compliance services through a commonly controlled affiliate.**

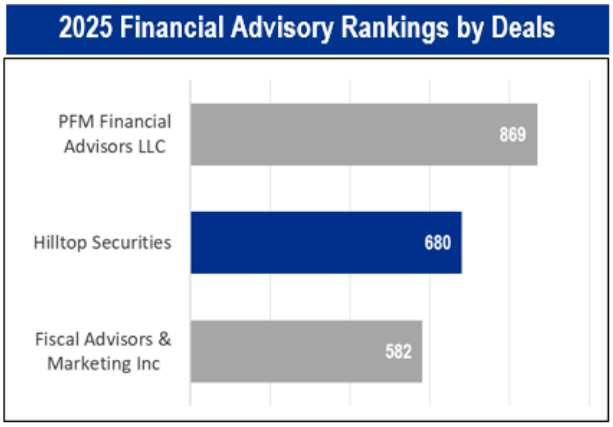

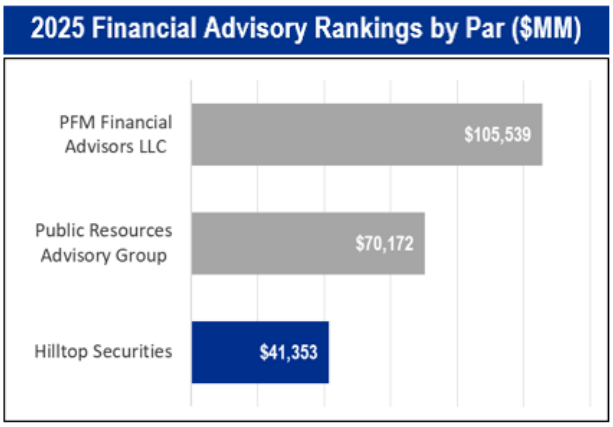

Furthermore, **HilltopSecurities will work with the City staff to help assess and respond to the evolving fiscal landscape, including potential impacts associated with the recent property tax reform**. Our team will support City staff in reviewing budget assumptions, evaluating policy considerations, and identifying practical strategies to maintain financial stability. Through a combination of data-driven analysis, best-practice policy guidance, and hands-on financial advisory support, HilltopSecurities will help the City develop strategies that position the City to effectively manage uncertainty and maintain strong fiscal health.

First-Hand Market Information. As one of the largest municipal advisors in the nation, which is also a broker-dealer, we have participated either as municipal advisor or underwriter on an average of more than

© 2026 Hilltop Securities Inc. All rights reserved. Member FINRA/SIPC/NYSE

eighteen financings per week over the last five years. Given the established rules and regulations with respect to the role and duties of a municipal advisor, we believe that the City receives a tremendous benefit from our access to firsthand market information, which is garnered through our underwriting capabilities and resources. While some non-broker dealer municipal advisory firms claim to be "independent", we believe that our ability to draw upon the expertise of our own internal capital markets professionals who are direct market makers in the primary and secondary market for municipal securities is a key benefit to our clients. These capabilities have been critical in advising our clients through volatile market conditions.

Commitment to Our Clients. At HilltopSecurities, we strive to serve as an extension to the City's staff and as an integrated partner with the City. We take a long-term view to client relationships and will work relentlessly to find solutions that not only solve immediate and short-term needs but achieve longer-term financial goals. To that end, we strive to educate our clients not only through financing transactions, but we further hold training webinars on various topics that are useful to our clients. We believe educating our clients in the nuances of public finance allows them to make more informed decisions.

To the best of our knowledge, HilltopSecurities is not presently in violation of any statutes or regulatory rules that should impact the form's operation, including those of the Securities and Exchange Commission, Municipal Securities Rulemaking Board, nor the National Association of Securities Dealers.

We very much appreciate the opportunity to present our qualifications to continue serving as financial advisor and arbitrage services provider to the City. We feel that our experience, resources, firsthand market expertise, and local knowledge of the City of Fernandina Beach and northeast Florida make us uniquely qualified to serve as financial advisor and arbitrage services provider. We commit that our service will be professional, personalized, and responsive. Above all, we attest that our service and efforts will continue to focus on serving the best interests of the City. Should you have any questions or desire additional information, please do not hesitate to contact me at 407.426.9611.

Sincerely yours,

Joel Tindal
Managing Director

Brian Helming
Managing Director

© 2026 Hilltop Securities Inc. All rights reserved. Member FINRA/SIPC/NYSE

2. Qualifications and Availability

Proposers must be registered with the Securities and Exchange Commission (SEC) and the Municipal Securities Rulemaking Board (MSRB).

Hilltop Securities Inc. is registered with the Securities and Exchange Commission (SEC) and Municipal Securities Rulemaking Board (MSRB) as a municipal advisor (MSRB ID A1290; Municipal Advisor SEC ID 867-00632) and is in compliance with recommended regulatory requirements from the SEC and the MSRB as it relates to Financial Advisors in the Municipal Market.

a. Provide a statement of qualifications, abilities, experience and expertise in providing the requested services.

i. A description of what qualifies, financial and otherwise, to provide the City with these services for the required period of time, provide appropriate staffing, provide necessary resources, and show a history of demonstrated competence.

HilltopSecurities Overview

Hilltop Securities Inc. ("HilltopSecurities") is a Delaware corporation that was formed on April 24, 1972 and was formerly known as Southwest Securities, Inc., which was founded in 1972 and was one of the first broker-dealers to enter the fully disclosed securities clearing business, becoming the "back office" for a number of other brokerage houses. In addition to developing clearing as a core business, the firm made strategic acquisitions and added complementary lines of business, entering the public finance and municipal underwriting business in 1987.

In 2015, HilltopSecurities and FirstSouthwest Company, LLC ("FirstSouthwest"), which was founded in 1946, became common control affiliates under Hilltop Holdings Inc., a Texas-based diversified financial holding company specializing in banking, mortgage origination, and financial advisory through its wholly owned subsidiaries.

On January 22, 2016, HilltopSecurities and FirstSouthwest merged to create a new, stronger firm with complementary business lines and a shared history representing more than 113 years of industry experience. The firm serves the financing needs of local municipalities and is a national firm with expertise in every sector of public finance.

Office Locations and Number of Employees

The firm is headquartered in Dallas, Texas and maintains 38 offices in 16 states including ***four offices in Florida: Boca Raton, Miami-Dade, Orlando, and Palm Beach Gardens. HilltopSecurities has maintained an office in the State of Florida since 1989.*** The following provides the firm's headquarters and locations of the City's key contacts. Additionally, the map on the following page illustrates the firm's office locations throughout the United States.

Firm Headquarters	Project Manager's Office Location	Arbitrage Rebate Contact
Hilltop Securities Inc. 717 N. Harwood Street, Suite 3400, Dallas, TX 75201 Telephone: 214.953.4000	Joel Tindal 450 S. Orange Avenue, Suite 225, Orlando, FL 32801 Telephone: 407.426.9611	Brian Helming 717 N Harwood St, Suite 3400 Dallas, TX 75201 Telephone: 214.953.8716

© 2026 Hilltop Securities Inc. All rights reserved. Member FINRA/SIPC/NYSE



Primary Business Lines

HilltopSecurities is dedicated to being a full solution provider to our clients including municipal issuers, institutional investors, broker-dealers and registered investment advisors, and individual investors. The following provides an overview of HilltopSecurities' primary business lines.

Capital Markets

Extensive knowledge and experience in fixed income underwriting, trading and sales to allow institutional investors to achieve specific liquidity and capital demands

Includes:
- Fixed Income Underwriting
- Municipal Sales & Trading
- Taxable Sales & Trading
- Portfolio & Equity trading
- Bank Advisory Services

Structured Finance

Provides municipal structured finance advisory solutions, represents more than a dozen State Housing Finance Agencies and pioneered the development of a pipeline management market rate TBA program that provides interest rate protection for housing authorities

Includes:
- Structured Products
- Housing Advisory
- Mortgage Trading/Securitization

Debt Capital Markets

Cross-sector solutions group that connects issuers and borrowers that fall outside of the high-grade public market with institutional investors

Includes:
- Specialty Situation, Project Finance and High Yield Banking & Distribution
- Private Placements
- Term Sheet Deals
- Public and Private Entity Financings

Wealth Management

Wealth management services for individual investors using a holistic approach to achieve their definitions of success

Includes:
- Private Client Group
- Independent Network
- Advisory Services Group
- Insurance

Public Finance

Financial services for entities that issue debt for public purposes, as well as private and nonprofit organizations

Includes:
- Municipal Advisory
- Municipal Underwriting
- Continuing Disclosure
- PEBTrust
- Asset Management
- Arbitrage Rebate

Clearing Services

Provides securities clearing, carrying, custodial and settlement services for registered broker-dealers and other market participants across the United States

Includes:
- Traditional Brokerage
- Research & Market Insights
- Advisory Services

© 2026 Hilltop Securities Inc. All rights reserved. Member FINRA/SIPC/NYSE

HilltopSecurities is a diversified investment banking firm focused on one mission: ***to provide superior financial advisory and related services to public entities nationwide***. HilltopSecurities is a leading national financial advisor, responding to today's increasingly complex public finance landscape by raising the bar on the services, resources, and experience our firm offers. In fact, HilltopSecurities is arguably one of the most well-equipped and resourceful investment banking firms in the nation. Our wealth of experience in servicing clients, along with our expertise and national resources, will provide the full scope of financial advisory services that the City seeks.

The firm has approximately 787 employees nationwide as of June 1, 2026. As a result of our extensive experience and analytical and human resources, HilltopSecurities can provide all of the advisory services that may be of benefit to the City in achieving your financial objectives. Our Public Finance Department is one of the largest divisions in the firm, consisting of approximately 200 employees.

While HilltopSecurities is a national firm, we emphasize client service at the regional level to provide customized assistance in a timely manner. Our long history within Florida provides brings direct expertise and experience with Florida laws impacting municipal financing and best practices with respect to the issuance of debt for Florida municipal clients. Our professionals furthermore have experience serving the financial advisory needs of cities and towns in Florida. **Over the years, HilltopSecurities has served as financial advisor to the cities of Fernandina Beach, Oviedo, Miami, Panama City, Dunedin, Deltona, Palm Coast, Ocoee, Apopka, Mount Dora, New Smyrna Beach, Orange City, Punta Gorda, Flagler Beach, Edgewater, Naples, Hollywood, Sanford, Tavares,** and **Fellsmere among others;** and many counties (including Nassau County) and other municipal issuers in Florida.

Furthermore, given the recent property tax reform impacting Florida municipalities (as mentioned in our response to question 4a.), **HilltopSecurities will work with the City staff to help assess and respond to the evolving fiscal landscape, including potential impacts associated with the recent property tax reform**. Our team will support City staff in reviewing budget assumptions, evaluating policy considerations, and identifying practical strategies to maintain financial stability. Through a combination of data-driven analysis, best-practice policy guidance, and hands-on financial advisory support, HilltopSecurities will help the City develop resilient budgeting strategies and governance frameworks that position the City to effectively manage uncertainty and maintain strong fiscal health.

Full-Service Approach and Capabilities

As a leading advisor to state and local issuers nationwide, HilltopSecurities offers our municipal advisory clients a full spectrum of services that includes client education opportunities, debt monitoring, capital planning/modeling, development of financing structures, rating agency modeling and preparation, pre-issuance continuing disclosure compliance due diligence, financing process leadership and management, pricing/execution support, asset/investment management products and strategies, post-issuance arbitrage and continuing disclosure compliance support.



© 2026 Hilltop Securities Inc. All rights reserved. Member FINRA/SIPC/NYSE

Most importantly, while some firms may provide this array of services occasionally by cross-trained professionals with limited experience, HilltopSecurities employs dedicated professionals who are part of specialized groups such as our Asset Management, **Arbitrage Rebate**, Continuing Disclosure, and quantitative groups.

Type of Service	Volume of Participation
Arbitrage Rebate Calculation Services*	Provides calculations to approximately 884 clients across 42 states, on 4,344 bond issues, totaling $330 billion par amount, as of March 31, 2026
Continuing Disclosure Services*	Assists over 884 state and local government clients in 21 states to meet their continuing disclosure obligations and to comply with SEC Rule 15c2-12, as of March 31, 2026
Investment Management*	As of March 31, 2026, actively manages $43 billion for 64 state and local governments; also serves as the investment advisor for an additional $12.43 billion for a total of $55.43 billion. ***Investment Management services are calculated based on the amount of funds under management***
Structured Finance*	For the five-year period ending March 31, 2026, the firm has served as swap advisor on 93 transactions totaling over $1.76 billion in notional amount. Additionally, the firm has served as the bidding agent for 317 municipal reinvestment transactions totaling over $24.4 billion in notional amount, including 175 escrow open market securities purchases totaling over $13.6 billion in notational amount
Underwriting	During the five-year period ending May 31, 2026, served as senior or co-managing underwriter on 1,336 issues, exceeding $98.85 billion par amount. *Source: LSEG*

**Source: Internal Records. These services provided under separate agreement.*

Expertise Across Sectors and Types

Our Florida professionals have expertise in providing financial advisory services on a wide variety of issue types commonly used by Florida municipal issuers. Our breadth of experience allows our professionals to draw on a wide knowledge base when designing financing plans, ensuring that no client receives a "one-size-fits-all" solution. HilltopSecurities has all of the necessary expertise in-house to plan, design, and execute any financing that the City might contemplate throughout the course of our engagement. There are few investment banking or financial advisory firms in the country that can challenge HilltopSecurities' experience, either in volume or variety, in municipal financing.

Experience Across A Range of Pledges for Florida Local Governments		
General Obligation	*Limited General Obligation*	*CB&A Backed Debt*
½ Sales Tax	*Infrastructure Surtax*	*CST & PST Revenue*
Gas Taxes	*Utility Revenues*	*TDT Revenues*
Special Assessments	*Franchise Fees*	*Gtd. Entitlement*
Business Taxes	*Appropriation*	*Solid Waste*

© 2026 Hilltop Securities Inc. All rights reserved. Member FINRA/SIPC/NYSE

Local Presence and Availability to City Staff

Our firm's presence in the State of Florida provides distinct advantages to the City including a) commitment of local support to the City, offering readily available resources and b) in-depth knowledge of Florida issuers, providing expertise that rivals that of any other firm. Our experience is constantly being built upon by participating in a multitude of public finance engagements for various issuer types within Florida, providing invaluable experience that will aid and benefit the City with either developing a financial capital plan or when securing funding for its infrastructure needs. As we mentioned previously, Joel Tindal will serve as Project Manager providing day-to-day coverage and will be involved in all aspects of our engagement to ensure that work is completed timely and efficiently. This allows us to provide meeting coverage on relatively short notice, and our extensive human capital provides additional assurance that the necessary resources will be available on a timely basis.

Furthermore, HilltopSecurities has significant experience serving Florida cities across various credits. As shown below, we have served on 338 issues for 41 different Florida cities (only) since 2000, including 23 transactions totaling over $164 million for the City of Fernandina Beach.

HilltopSecurities' Florida City Only Municipal Experience Since 2000

338 ISSUES FOR 41 DIFFERENT FLORIDA CITIES

City of Apopka ($9.3MM, 4 Issues)	**City of Lake Mary** ($11.4MM, 3 Issues)	**City of Oviedo** ($85MM, 14 Issues)
City of Cocoa Beach ($24.2MM, 5 Issues)	**City of Lauderhill** ($23MM, 5 Issues)	**City of Palm Bay** ($410.2MM, 25 Issues)
City of Deltona ($246.4MM, 5 Issues)	**City of Longwood** ($14.6MM, 5 Issues)	**City of Palm Coast** ($762.5MM, 17 Issues)
City of Destin ($22.3MM, 3 Issues)	**City of Marco Island** ($121MM, 4 Issues)	**City of Panama City** ($666.4MM, 20 Issues)
City of Dunedin ($76.7MM, 8 Issues)	**City of Mascotte** ($1.1MM, 2 Issues)	**City of Port St. Lucie** ($620MM, 13 Issues)
City of Edgewater ($61.9MM, 13 Issues)	**City of Miami** ($890.5MM, 20 Issues)	**City of Punta Gorda** ($135.4MM, 6 Issues)
City of Fellsmere ($2.7MM, 1 Issue)	**City of Mount Dora** ($24MM, 3 Issues)	**City of Sanford** ($91.5MM, 7 Issues)
City of Fernandina Beach ($164MM, 23 Issues)	**City of Naples** ($33.8MM, 3 Issues)	**City of Sebastian** ($10.7MM, 4 Issues)
City of Flagler Beach ($21MM, 1 Issue)	**City of New Smyrna Beach** ($123.3MM, 12 Issues)	**City of South Daytona** ($18MM, 9 Issues)
City of Fort Lauderdale ($1 Billion, 14 Issues)	**City of North Miami Beach** ($62.6MM, 3 Issues)	**City of South Miami** ($17.5MM, 3 Issues)
City of Haines City ($47.3MM, 6 Issues)	**City of North Port** ($61.8MM, 4 Issues)	**City of Tavares** ($68.8MM, 20 Issues)
City of Hialeah Gardens ($25.9MM, 6 Issues)	**City of Ocoee** ($173.4MM, 21 Issues)	**City of Venice** ($10.9MM, 2 Issues)
City of Hollywood ($402.6MM, 15 Issues)	**City of Opa Locka** ($24.7MM, 4 Issues)	**City of Wauchula** ($6.2MM, 2 Issues)
City of Inverness ($7.1MM, 2 Issues)	**City of Orange City** ($0.6MM, 1 Issue)	

© 2026 Hilltop Securities Inc. All rights reserved. Member FINRA/SIPC/NYSE

Experience of Project Manager

Over the course of his 21-year career, Joel Tindal has attended numerous meetings with Boards, Councils, and Commissions where he presented information concerning debt financing and other projects as requested by clients. He understands the importance of communicating ideas and concepts clearly and succinctly and has honed these presentation skills over the years to ensure that the governing body is well informed. Furthermore, Joel Tindal routinely attends meetings to provide staff support in answering questions that may come up at a meeting of their governing body.

ii. A description of resources available to your firm such as access to market information, personnel with specialized knowledge, and legal expertise in the governmental (including tax exempt) field.

HilltopSecurities' approach to providing financial advisory services centers on detailed analysis and continuous technical support during the planning process and throughout each transaction, often before an underwriter is selected. We develop detailed financial models to help quantify the benefits and risks of any proposed financing. We want our clients to have total confidence in the final transaction structure and to be assured that all options are analyzed thoroughly. Joel, as the primary contact in an engagement with the City, has the complete analytical capabilities and team resources necessary to assist the City with any potential financing or other analysis.

The financial structuring software package HilltopSecurities primarily utilizes for debt issuance is DBC Finance. Occasionally, specific software is built on a contract basis for clients should the complexities of transactions exceed the capabilities of the standard software packages. HilltopSecurities maintains models for the evaluation of derivative structures and investments.

Furthermore, HilltopSecurities has a quantitative group to provide departmentwide support and information including recent market opportunities such as make-whole redemption provisions of Build America Bonds and evaluating tender opportunities. Another example of the Firm's investment in technology is engaging with third party vendors such as MuniPro to provide real time data on verified outstanding debt profiles, secondary market trading activity, variable rate data, top-bond holders along with refunding and option value analyses. MuniPro's platform data and features help to supplement the knowledge, capabilities and experience of the Firm's professionals.

Quantitative and Analytical Capabilities

At HilltopSecurities we train all bankers in quantitative analysis and structuring in order to maintain depth and support for all engagements. We offer a distinctly different approach to providing technical services from that of our competitors. Oftentimes, competitors use the technical area as a training ground for new bankers. However, we believe that structuring a bond transaction requires the implementation of innovative financing techniques that is best done by experienced professionals. For that reason, we use many of senior professionals to provide the technical services necessary to structure a bond issue. We have the technical capability and experience required to evaluate virtually every type of financial structure contemplated by an issuer.

© 2026 Hilltop Securities Inc. All rights reserved. Member FINRA/SIPC/NYSE

HilltopSecurities' approach to providing financial advisory services centers on detailed analysis and continuous technical support during the planning process and throughout each transaction. We develop detailed financial models to help quantify the benefits and risks of any proposed financing. We want our clients to have total confidence in the final transaction structure and to be assured that all options are analyzed thoroughly. The software packages HilltopSecurities utilizes to structure and analyze bond transactions include DBC Finance, MUNEX Advanced Decision Support Software for Public Finance and Financial Management Systems, and Microsoft Excel. DBC Finance, which is the primary software package used to structure and analyze bond financings by HilltopSecurities, and MUNEX can each easily export cash flows to Excel and Adobe format for electronic distribution.

HilltopSecurities has the technical capability and experience required to assess virtually every type of financial structure contemplated by a government issuer. We are able to run scenarios that quantify the benefits and costs of various structuring considerations, such as: fixed versus variable rate debt, credit enhancement, optimal call dates and prices, desired maturity dates, premium versus discount bonds, and serial versus term bonds. HilltopSecurities is able to prepare cash flow forecasts that will enable the City to evaluate the annual debt service requirements associated with alternative financing structures.

HilltopSecurities prides itself on providing advanced analytical and quantitative services to inform a client's optimal capital structure and financing strategies. In certain sectors, the Firm's approach provides further support to clients as they develop, revise, and report upon long-term financial objectives. This requires a customized approach for every engagement to effectively balance the unique strengths, challenges, legal constraints, processes, culture, and mission.

Real-Time Market Data

Our continuing investment in the capital markets information technology capabilities is fundamental both to our operations and enhances the value of the financial advisory services that HilltopSecurities provides. Therefore, HilltopSecurities is committed to staying abreast of the latest developments in the digitalization of fixed income trading. Since the emergence of the Electronic Communication Networks ("ECNs") and electronic bid submission systems, we have been a pioneer, working with the leading vendors in the field to provide unique insight. Among the vendors we are actively utilizing today are: Bloomberg, i-Deal, MuniAuction, Refinitiv, MuniCenter, Bonddesk and Valubond. We also engaged a consulting firm notable for its development of the Real Time Reporting System ("RTRS") for the MSRB.

The real-time data that HilltopSecurities can access provides a distinct advantage to our financial advisory clients by allowing us to ensure that our clients' bonds are priced and sold at market levels. HilltopSecurities believes maintaining a capital markets group is essential to properly advise clients about market conditions as a financial advisor. Our capital markets group routinely provides recommendations based on its active market involvement and extensive institutional investor relationships. These capabilities provide an enormous advantage to the City and differentiate HilltopSecurities from other advisory firms that do not have actual market involvement and capabilities.

© 2026 Hilltop Securities Inc. All rights reserved. Member FINRA/SIPC/NYSE

Municipal & Economic Commentary

HilltopSecurities employs professionals that provide industry strategy and commentary along with economic commentary for the benefit of our clients. As illustrated below, these professionals routinely publish commentary on pertinent issues and topics in the municipal market.



HilltopSecurities

Municipal Commentary
June 5, 2026

U.S. Municipal Bond Market

A Stronger Jobs Report Gives the Fed Room to Wait

Summary

- The May jobs report showed an economy with more resilience than many expected, giving the Federal Reserve more room to wait on rate cuts.
- The stronger labor market is good news for growth, but it does not erase the pressure many households still feel from high everyday costs.
- For state and local governments, steady job growth matters because wages and spending help support the tax collections that underpin much of U.S. public finance.

Tom Kozlik
Head of Public Policy and Municipal Strategy
214.859.9439
tom.kozlik@hilltopsecurities.com

Stronger than Expected

The May jobs report came in stronger than expected, and the underlying details reinforced labor market strength. The U.S. economy added 172,000 jobs in May, well above the 88,000 consensus estimate, and unemployment held at 4.3%. The hospitality sector led the way with 70,000 new jobs and local government added 55,000.

March and April jobs numbers were revised higher as well. Job gains are now averaging 114,000 per month so far in 2026, compared with almost 10,000 per month in 2025. The May jobs report was not just a stronger than expected jobs report. It was a stronger than expected labor market signal and a positive sign for the broader direction of the U.S. economy.

The U.S. economy added 172,000 jobs in May, well above the 88,000 consensus estimate, and unemployment held at 4.3%.

A Stronger Jobs Number Pushes Back on Softening Fear

Source: Bureau of Labor Statistics and HilltopSecurities.

Please see disclosure starting on page 3.

Page 1



HilltopSecurities

Economic Commentary
June 5, 2026

Yields Higher as Labor Market Strength Reshapes Fed Outlook

The Bureau of Labor Statistics reported a much stronger than expected May jobs report today, pushing bond yields higher across the curve. Nonfarm payrolls rose by 172k, well above the consensus forecast of 88k and one of the largest upside surprises in recent years. Revisions added another 93k jobs to the prior two months, lifting the three-month average to 188k, a sharp rebound from just 6k in February.

Leisure and hospitality led job creation with a 70k increase, marking its strongest gain in over three years. Healthcare and social assistance, a consistent driver of employment growth, also contributed meaningfully with 37k new jobs. Manufacturing added jobs as well, alongside gains in construction, pointing to continued strength in goods-producing sectors tied to areas such as data centers, defense spending, and inventory rebuilding. Government hiring was a positive contributor for the month, with state and local employment rising by 52k. However, some sectors showed signs of weakness. Financials, information technology, trade, and transportation all posted declines.

Wage growth showed further signs of cooling. Average hourly earnings rose 0.3% in May, in line with expectations, while year-over-year growth slowed to 3.4% from 3.6% in April, matching the slowest pace since 2021. Economists have been closely watching whether tight labor market conditions would continue to drive wage gains, particularly as inflation has at times outpaced pay growth. For now, the moderation in wages suggests that while the labor market remains firm, compensation pressures are not accelerating in a way that would reinforce broader inflation, reducing the risk of a self-sustaining wage-price spiral.

Matt Harris, CFA
HilltopSecurities Asset Management
Senior Portfolio Advisor
Senior Vice President
512.340.1845
matt.harris@hilltopsecurities.com

Scott McIntyre, CFA
HilltopSecurities Asset Management
Co-Head of Investment Management
Managing Director
512.481.2059
scott.mcintyre@hilltopsecurities.com

Greg Warner, CTP
HilltopSecurities Asset Management
Co-Head of Investment Management
Managing Director
512.481.2012
greg.warner@hilltopsecurities.com

Economists have been closely watching whether tight labor market conditions would continue to drive wage gains, particularly as inflation has at times outpaced pay growth. For now, the moderation in wages suggests that while the labor market remains firm, compensation pressures are not accelerating in a way that would reinforce broader inflation, reducing the risk of a self-sustaining wage-price spiral.

Non-Farm Payrolls Total Change (in thousands)

Source: Bureau of Labor Statistics

Please see disclosure starting on page 2.

Page 1

Market Expertise

One of the many things that sets HilltopSecurities from our competition is not only that we are an experienced financial advisory firm but also that we are a registered broker-dealer and underwriter of new issue municipal securities. As one of the largest financial advisors in the nation, which is also a broker-dealer, we can draw upon the expertise of our own internal capital markets professionals who are direct market makers in the primary and secondary market for municipal securities for the benefit of our clients. While some non-broker dealer financial advisory firms claim to be "independent", we believe that our ability to draw upon the expertise of our own internal capital markets professionals is a key benefit to our clients. These capabilities have been critical in advising our clients through volatile market conditions like we have experienced in recent years. Given the established rules and regulations with respect to the role of a municipal advisor that establishes a fiduciary duty to our clients we feel this provides our clients with a tremendous benefit from our access to firsthand market information, which is garnered through our underwriting capabilities and resources.

Credit Expertise

Our team understands the unique credit characteristics associated with the City and Florida clients. HilltopSecurities' team includes a credit strategist, **Ted Chapman**, who was a senior rating analyst for more than two decades and who will walk the City through every aspect of its interaction with the rating agencies, should it choose to pursue a credit rating. HilltopSecurities' experience and unique knowledge will be

© 2026 Hilltop Securities Inc. All rights reserved. Member FINRA/SIPC/NYSE

extremely valuable when presenting the City's credit to the rating agencies for new bond financings and ongoing surveillance.

Arbitrage Rebate Expertise

Whether developing a plan of finance, structuring a new money or refunding issue, or evaluating options for the investment of bond proceeds, HilltopSecurities takes into account arbitrage rebate implications based upon the input from our Arbitrage Rebate group within our affiliate Hilltop Securities Asset Management, LLC ("HSAM"). HSAM has been a trusted provider in this space since 1987 and has built a nationally recognized practice, ***currently serving approximately 884 clients across 42 states and overseeing more than 4,344 bond issues with an aggregate par value of $330 billion***. Since inception, HSAM has completed over 73,000 rebate calculations for roughly 1,100 issuers covering more than 12,000 bond issues. Please note that members of our arbitrage rebate compliance team are not municipal advisors, will not provide municipal advice, and are not required to hold a Series 50 Municipal Advisor Representative license.

Understanding of Legal Requirements

While HilltopSecurities does not provide legal advice to our clients, our professionals have garnered significant understanding of many of the state and tax related requirements for municipal debt issuers. We work closely with our clients' internal and external counsel, including bond counsel, in developing finance plans that comply with state law and federal tax requirements. This typically includes evaluation of Florida statutory requirements for a particular financing or refinancing, ability to pledge certain revenues, requirements for refunding, and federal tax regulations among others. Our significant experience working with numerous legal counsels throughout Florida affords us a good working relationship with our clients' legal counsel including bond, disclosure, special, and internal counsels.

Training and Professional Development

As a financial advisor, we believe it is our responsibility to assist our clients in making the most informed decisions possible within the context of the current interest rate, political and regulatory environments. As part of seeking to fulfill such responsibility, we provide training and education services to our clients upon their request. A partial list of topics covered in training sessions with clients includes but is not limited to: discussion of alternative debt structures; education on derivative products; debt structuring in Excel and DBC; discussion of the role of credit rating agencies; credit analysis; continuing disclosure; arbitrage rebate; record retention; legal documentation; and current legal issues and economic considerations in tax-exempt finance.

We regularly share our knowledge through training and instruction designed specifically for local government personnel provided through organizations such as the Government Finance Officers Association on a broad range of investment topics including compliance with state investment regulations; strategy, market risks and diversification; investment reporting; economic analysis; and security analysis. Further, HilltopSecurities professionals frequently issue publications and offer insights and commentary relating to the municipal industry and other topics important to our clients, across markets and industries, that we share to keep clients well informed on the capital markets, the economy and political environment, credit rating actions and changes in rating methodologies, among other topics.

© 2026 Hilltop Securities Inc. All rights reserved. Member FINRA/SIPC/NYSE

b. Identify key persons to be responsible for this contract, primary and backup.
i. Provide resumes detailing education and experience.

Resumes and current licensing for our Engagement Team are provided below.



Joel G. Tindal
Managing Director

450 S. Orange Avenue, Suite 225
Orlando, FL 32801

Telephone: 407.426.9611
joel.tindal@hilltopsecurities.com

Areas of Focus: Specializes in public finance

Profile

- Joined the firm in 2005
- Provides financing transaction management, financial and quantitative analyses, credit and cash flow analyses, financing documentation review, rating agency presentation preparation, and credit enhancement evaluation among others
- Expertise and experience in several financing areas including general obligation, CB&A, utilities, airport, special assessment, lease/purchase, higher education, special tax, toll, seaport, parking, tax increment, and public private partnerships for issuers across Florida
- Has provided financial advisory or underwriting services for issuers including the cities and towns of **Fernandina Beach**, Kissimmee, Palm Bay, Dunedin, Fort Lauderdale, Longboat Key, Miami, Naples, North Port, Port St. Lucie, Palm Coast, Flagler Beach, Mount Dora, Punta Gorda, Deltona, South Miami, Tequesta, and Venice; the counties of Bay, Charlotte, Escambia, Indian River, Lake, Martin, Miami-Dade, **Nassau**, Okaloosa, Sarasota, and Seminole; Tohopekaliga Water Authority, Peace River/Manasota Regional Water Supply Authority, Fort Pierce Utilities Authority, Utilities Commission City of New Smyrna Beach; and several authorities including the Gasparilla Island Bridge Authority, Miami Parking Authority, Miami-Dade County Expressway Authority (now Greater Miami Expressway Agency), Tampa-Hillsborough County Expressway Authority, and the Orlando-Orange County Expressway Authority (now the Central Florida Expressway Authority) among others.
- In 2017, Mr. Tindal was named one of The Bond Buyer's "Rising Stars" in municipal finance.
- In 2021, Mr. Tindal provided financial advisory services on Miami-Dade County's $1.24 billion transaction for PortMiami, which received The Bond Buyer's Deal of the Year and Southeast Region Deal of the Year awards.

Education

- Bachelor of Science in Business Administration (Finance), cum laude, University of Florida

Licenses Held

- Registered Representative of the Financial Industry Regulatory Authority (FINRA)
  - General Securities Representative, Series 7
  - Municipal Advisor Representative, Series 50
  - Uniform Securities Agent, Series 63
  - Investment Banking Representative, Series 79

© 2026 Hilltop Securities Inc. All rights reserved. Member FINRA/SIPC/NYSE



Ali Hassan
Vice President

450 S. Orange Avenue, Suite 225
Orlando, FL 32801

Telephone: 407.428.5006
ali.hassan@hilltopsecurities.com

Areas of Focus

Specializes in public finance

Profile

- Joined HilltopSecurities in 2025
- Has over 14 years of municipal financing experience having served multiple issuers in Florida and nationally on over $10 billion of municipal financings; Included numerous credits and complex debt structures such as senior/subordinate debt, cashflow bonds, tender/exchanges, and multi-revenue stream credits
- Provides structuring, credit and quantitative financial analysis, comprehensive cash flow model preparation, due-diligence and document review, rating agency presentations, and contributes to the execution of financings
- Has provided services for issuers such as Miami-Dade County, Broward County, Okaloosa County, City of Miami, City of Miami-Beach, Miami Parking Authority, City of Port Orange, Central Florida Tourism Oversight District, City of Tampa, City of Jacksonville, Greater Orlando Aviation Authority, District of Columbia, The Villages (FL), North Sumter County Utility Dependent District, Wildwood Utility Dependent District, Charlotte County IDA, Celebration Pointe CDD, Boggy Creek Improvement District, Cabot Citrus Farms CDD, Orlando SED CDD, Aerotropolis Regional Transportation Authority (CO), Sterling Ranch Development (CO), Dominion Water & Sanitation District (CO), Rampart Range Met District (CO), Castle Rock Met District (CO), Belleview Place Met District (CO), 2000 Holly Met District (CO), Megatel (Texas MUD Forward Financing), multiple Texas and New Mexico Public Improvement Districts, Town of Queen Creek (AZ), and multiple Arizona CCDs

Education

- Bachelor of Science in Business Administration majoring in Actuarial Science and Finance, Drake University

Licenses Held

- Registered Representative of the Financial Industry Regulatory Authority (FINRA)
  - General Securities Representative, Series 7
  - Municipal Advisor Representative, Series 50
  - Municipal Securities Representative, Series 52
  - Uniform Securities Agent, Series 63
  - Investment Banking Representative, Series 79

© 2026 Hilltop Securities Inc. All rights reserved. Member FINRA/SIPC/NYSE



William Evans
Senior Managing Director
Head of Municipal Underwriting

717 N. Harwood Street, Suite 3400
Dallas, TX 75201

Telephone: 214.859.9421
william.evans@hilltopsecurities.com

Area of Focus

Long-term underwriting of municipal bonds

Profile

- Over 22 years' experience as a Municipal Bond Underwriter
- Responsible for both negotiated and competitive underwriting efforts on a taxable and tax-exempt basis
- Experience includes, but not limited to, executing on behalf of large national issuers as well as higher education, housing and high yield transactions

Education

- Executive Master of Business Administration, Fordham University
- BSBA in Finance and Accounting, Northeastern University

Licenses Held

- Registered Representative of the Financial Industry Regulatory Authority (FINRA)
  - National Commodities Futures, Series 3
  - General Securities Representative, Series 7
  - General Securities Principal, Series 24
  - Municipal Advisor Representative, Series 50
  - Municipal Securities Representative, Series 52
  - Municipal Securities Principal, Series 53
  - Uniform Securities Agent, Series 63
  - Investment Banking Representative, Series 79



Peter Druhot
Managing Director

717 N. Harwood Street, Suite 300
Dallas, TX 75201

Telephone: 214.953.4067
peter.druhot@hilltopsecurities.com

Area of Focus

Long-term underwriting of municipal bonds

Profile

- Over 29 years' experience as a Municipal Bond Underwriter

© 2026 Hilltop Securities Inc. All rights reserved. Member FINRA/SIPC/NYSE

- Responsible for both negotiated and competitive underwriting efforts on a taxable and tax-exempt basis
- Experience includes, but not limited to, executing on behalf of issuers in Transportation, Utilities, Higher Education, K-12 Education, and Project Finance

Education

- BSBA in Finance (History minor), Villanova University

Licenses Held

- Registered Representative of the Financial Industry Regulatory Authority (FINRA)
  - General Securities Representative, Series 7
  - Municipal Advisor Representative, Series 50
  - Municipal Securities Representative, Series 52
  - Municipal Securities Principal, Series 53
  - Uniform Securities Agent, Series 63



Ted Chapman
Managing Director

717 N. Harwood Street, Suite 3400
Dallas, TX 75201

Telephone: 214.859.1067
ted.chapman@hilltopsecurities.com

Areas of Focus

Specializes in Public Finance credit analysis

Profile

- Joined Hilltop Securities in 2021
- Has more than 25 years of experience in public finance with a focus on high grade, rated issuers
- Experience and expertise in broad range of sectors, including state and local government general obligation and appropriation-backed debt, municipal utilities, public power and special tax.
- Prior to joining the firm, spent 21 years as a municipal bond credit analyst at S&P Global Ratings, serving as a subject matter expert and credit rating criteria author for municipal water utility revenue bonds and ESG. Also served from 2007 as a senior credit officer for credit rating committees within S&P's U.S. Public Finance department.

Education

- Master of Public Administration, University of Texas at El Paso
- Bachelor of Arts in Political Science, University of Arizona

Licenses and Designations

- Registered with the Financial Industry Regulation Authority (FINRA)
  - Municipal Advisor Representative, Series 50
  - Municipal Securities Representative, Series 52
  - Uniform Securities Agent, Series 63

© 2026 Hilltop Securities Inc. All rights reserved. Member FINRA/SIPC/NYSE



Jim Towne
Managing Director,
Head of Debt Capital Markets Structuring

777 South Highway 101, Suite 104
Solana Beach, CA 92075

Telephone: 651.300.9799
jim.towne@HilltopSecurities.com

Areas of Focus

Debt Structuring, Investment & Hedging Advisor

Profile

- Joined the firm in 2023; started in the securities industry in 1988
- Expertise in a variety of areas including design-build-finance, investment of bond proceeds, derivatives structuring, and commodities hedging
- Sector experience in public-private partnerships structures, renewable energy, affordable housing, sports & leisure, tax increment special districts, energy savings, health care and higher education
- Financial modeling and debt structuring expertise
- Experienced banker and advisor to start-up developers and start-up non-profits to raise initial capital to fund projects

Education

- Bachelor's degree in finance from St. Cloud State University
- MBA with concentration in Finance from the University of Minnesota

Licenses and Designations

- Registered with the Financial Industry Regulation Authority (FINRA)
  - General Securities Representative, Series 7
  - Investment Banking Principal, Series 24
  - Municipal Advisor Representative, Series 50
  - Municipal Securities Representative, Series 52
  - Municipal Securities Principal, Series 53
  - Municipal Advisor Principal, Series 54
  - Investment Banking Representative, Series 79
  - National Futures Association Branch Manager, Series 30
  - Uniform Securities Agent, Series 63
  - National Futures Association – Swap Associated Person
  - Uniform Investment Advisor Law Examination, Series 65
  - Uniform Combined State Law Examination, Series 66

© 2026 Hilltop Securities Inc. All rights reserved. Member FINRA/SIPC/NYSE



Brian Helming
Managing Director

717 N. Harwood Street, Suite 3400
Dallas, TX 75201

Telephone: 214.953.8716
brian.helming@hilltopsecurities.com

Area of Focus

Arbitrage Rebate Calculations and Compliance Consulting

Experience

- Mr. Brian Helming has more than 33 years of arbitrage rebate experience.
- Responsible for supervising all aspects of calculation preparation, provides answers to technical questions, attends meetings as requested, involvement in IRS examinations, if required
- Works closely with issuers, bond counsel and trustees to determine arbitrage rebate liabilities, compliance with yield restriction requirements and strategies to maximize the amount of interest earning the firm's clients can keep
- Responsibilities include assistance in supervising staff, coordinates completion of reports and performs detailed review on arbitrage rebate engagements
- Prior to joining the firm, served as Group Manager of the BNY Mellon Arbitrage Compliance Group. Also previously worked at Pinnacle Arbitrage Compliance LLC and at Ernst & Young LLP as a member of the Arbitrage Rebate division

Education

- Bachelor of Science in Accounting and Finance, University of Arizona

2. Provide a project team organizational chart indicating the primary role and responsibility of each team member.

The below organizational chart illustrates the proposed Engagement Team and respective roles.

<table>
<tr><th colspan="2">Project Manager</th><th colspan="2">Senior Banking and Quantitative Support</th></tr>
<tr><td colspan="2">Joel Tindal, Managing Director
Orlando, FL Office
21 Years of Experience</td><td colspan="2">Ali Hassan, Vice President
Orlando, FL Office
14+ Years of Experience</td></tr>
<tr><th colspan="4">Capital Markets & Pricing Advice</th></tr>
<tr><td colspan="2">William Evans, Senior Managing Director
Dallas, TX Office
22 Years of Experience</td><td colspan="2">Peter Druhot, Managing Director
Dallas, TX Office
29 Years of Experience</td></tr>
<tr><th>Credit Expertise</th><th>Structured Finance</th><th colspan="2">Arbitrage Rebate</th></tr>
<tr><td>Ted Chapman,
Managing Director
Dallas, TX Office
25 Years of Experience</td><td>Jim Towne,
Managing Director
Solana Beach, CA
37 Years of Experience</td><td colspan="2">Brian Helming,
Managing Director
Does not provide Municipal Advice
Dallas, TX
33 Years of Experience</td></tr>
</table>

HilltopSecurities Investment Banking Solutions
© 2026 Hilltop Securities Inc. All rights reserved. Member FINRA/SIPC/NYSE

ii. Highlight experience related to service in a financial advisor and arbitrage advisor role for a Florida governmental agency.

HilltopSecurities offers the City a staff of experienced and skilled public finance professionals ready to provide top-notch financial advisory services. As is our customary approach for clients such as the City, our team approach provides a redundant senior-level commitment that ensures constant attention to the City's account. Our team will be led by Joel Tindal, Managing Director in our Orlando office with more than 20 years of public finance experience including providing financial advisory services to Florida issuers. Joel has been nationally recognized in public finance having been named one of The Bond Buyer's "Rising Stars" in municipal finance in 2017. Additionally, Joel provided financial advisory services on Miami-Dade County's $1.24 billion transaction for PortMiami, which received The Bond Buyer's Deal of the Year and Southeast Region Deal of the Year awards. As Project Manager, Joel will provide ongoing day-to-day service and coordinate the team and extensive resources of HilltopSecurities ensuring timely service are provided. Our team will strive to serve as an extension of the City staff, providing the additional resources and expertise the City desires, and coordinate the efforts of additional firm resources and City finance team members.

Project Manager: Joel Tindal brings over 20 years of public finance experience to the City's engagement. He has worked in a financial advisory capacity for issuers including the cities of Fernandina Beach, Oviedo, Miami, Panama City, Dunedin, Deltona, Palm Coast, Ocoee, Apopka, Mount Dora, New Smyrna Beach, Orange City, Punta Gorda, Flagler Beach, Edgewater, Naples, Hollywood, Sanford, Tavares, Fellsmere; the counties of Bay, Charlotte, Escambia, Indian River, Lake, Martin, Miami-Dade, Nassau, Okaloosa, Sarasota, and Seminole. His extensive experience serving Florida issuers across multiple credits will help to ensure excellent service for the City. A highlight of Joel's professional experience includes providing financial advisory services on the following nationally recognized transaction.

The Bond Buyer
Deal of the Year 2021

Miami-Dade County, Florida (PortMiami)
$800,325,000 Seaport Revenue Refunding Bonds, Series 2021A and
$442,505,000 Seaport Subordinate Revenue Refunding Bonds, Series 2021B

Senior Engagement & Project Management Support: Ali Hassan brings over 14 years of public finance experience having served various Florida and national issuers on over $10 billion of municipal financings across various credits and structures. His background and extensive experience providing quantitative support will ensure timely delivery of analytical work product for our engagement.

Furthermore, our team will be supported by the firm's Quantitative Group.

Capital Markets & Pricing Advice: William Evans and Peter Druhot each bring more than 22 years of public finance experience to our engagement. These professional underwriters assist our financial advisory clients throughout our engagements by providing current market borrowing rates, negotiation of pricing levels in a negotiated sale, and general municipal capital markets expertise. Serving in a fiduciary role for our municipal

© 2026 Hilltop Securities Inc. All rights reserved. Member FINRA/SIPC/NYSE

issuers, these professionals provide our team and clients a distinct advantage with their level of involvement and expertise directly in the capital markets. This expertise is unmatched by "independent" firms without direct market involvement, and helps to ensure that our municipal advisory clients obtain the lowest cost of financing.

Arbitrage Rebate: Our arbitrage rebate capabilities are anchored by the leadership of Brian Helming, who heads arbitrage compliance services at our affiliate, Hilltop Securities Asset Management ("HSAM"). Brian works closely with our advisory team, bringing deep technical expertise and decades of hands-on experience in rebate compliance. HSAM has been a trusted provider in this space since 1987 and has built a nationally recognized practice, ***currently serving approximately 860 clients across 41 states and overseeing more than 4,300 bond issues with an aggregate par value of $320 billion***. Since inception, HSAM has completed over 73,000 rebate calculations for roughly 1,100 issuers covering more than 12,000 bond issues.

This depth of experience is reflected both nationally and locally. **In Florida alone, HSAM serves 22 different municipalities, including long-standing client relationships such as the City of Fernandina Beach, for which we have prepared 30 rebate reports across seven bond issues since 2006**. Together, these credentials demonstrate a proven track record of delivering accurate, reliable, and comprehensive arbitrage rebate compliance services. Please see our response to Question 3 (b) for a more detailed summary of HSAM's experience.

Additional Expertise: Ted Chapman will provide credit and rating agency expertise to our project team and the City. Prior to joining HilltopSecurities, Ted spent 21 years as a municipal bond credit analyst at S&P Global Ratings and served from 2007 as a senior credit officer for credit rating committees within S&P's U.S. Public Finance department.

Michael Newman brings over 35 years of public finance experience to our engagement with expertise in public-private partnerships and other sectors.

Jim Towne will provide expertise in the areas of hedging and investment products. He brings our team and City expertise in the valuation and pricing of derivatives, and bidding proceeds investments including open market securities for refunding escrows.

iii. Indicate notable achievements such as books or articles written, membership and offices held in professional organizations and outstanding accomplishments.

HilltopSecurities has received numerous "Deal of the Year" awards for innovative and effective strategies, including receiving The Bond Buyer's initial award in 2019 in the category of **"Innovative Deal of the Year."** Our professionals have been at the forefront of several innovations in municipal finance, including the use of a forward derivative transaction, internet competitive bidding, and the issuance of municipal debt in foreign markets, specifically a yen-denominated Samurai Bond with a cross-currency swap for the State of Kentucky. The firm's recent "Deal of the Year" Awards demonstrating innovative structures tailored to our clients' needs are listed below, including the 2021 award for a ***Florida*** financial advisory client:

- **2025 / Southwest Region Deal of the Year Award** as financial advisor to the Dallas - Fort Worth (DFW) International Airport's joint revenue refunding and improvement bonds. DFW was recognized for its

© 2026 Hilltop Securities Inc. All rights reserved. Member FINRA/SIPC/NYSE

landmark bond transaction totaling $1.96 billion—the largest airport revenue bond one-day sale since 2018. As part of the transaction, DFW issued $300 million in soft put bonds maturing in 2029 and 2032. This structure was designed to take advantage of the steep yield curve and is expected to save the airport more than $27 million in interest expense through 2032. (The Bond Buyer)

- **2025 / Northeast Region Deal of the Year Award** as financial advisor to the New York Energy Finance Development Corporation's $944.15 million energy supply revenue bonds, the first ever tax exempt prepaid electricity transaction in New York State. The transaction featured a novel legal, tax, and governance structure, including creation of a new conduit issuer and achievement of triple tax exemption, to prepay approximately 30 years of power supply, delivering long term price certainty and meaningful customer savings. The financing overcame significant state statutory, tax, and energy regulatory constraints to unlock a structure previously unavailable to New York public power entities. Its complexity, scalability, and precedent setting framework earned The Bond Buyer's recognition.
- **2024 / Southwest Region Deal of the Year Awards** as financial advisor to the Dallas - Fort Worth (DFW) International Airport's subordinate lien $600 million Extendable Commercial Paper program and $723.55 million Joint Revenue Refunding and Improvement Bonds. DFW is the first U.S. airport to utilize an ECP program, generating notable cost savings by bypassing traditional bank fees. Our DFW advisory team designed an innovative finance plan using ECP for interim funding for its $8.6 billion capital program, and then executed with the 2024 Bonds, maximizing short term yield curve opportunities and setting DFW up for meaningful savings. (The Bond Buyer)
- **2023 / Southeast Region Deal of the Year Awards** as financial advisor to the City of Atlanta's $369.4 million General Obligation Public Improvement Bonds, Series 2022A-1 (Social Bonds). The bonds were recognized for the City of Atlanta's efforts to build on its longstanding and strategic focus on social equity. The bonds financed a portion of the City's $750 million initiative to fund significant investments in the City's infrastructure and economy to eliminate disparities in public infrastructure across neighborhoods. (The Bond Buyer)
- **2021 Deal of the Year and Southeast Region Deal of the Year** as financial advisor to Miami-Dade County's (PortMiami) $1.24 billion senior and subordinate seaport revenue refunding bonds which provided financing designed to accomplish restructuring objectives and to contend with lost cruise revenues related to COVID-19. When the transaction went to market, it was the largest U.S. port transaction since the pandemic began.
- **2020 Southwest Region Deal of the Year** as co-financial advisor to the Dallas-Fort Worth (DFW) International Airport's $2.05 billion taxable and tax-exempt refunding and new money bonds which marked the first time a tax-exempt entity successfully priced three separate bond deals within 16 days and was the first issuance by a major airport during the pandemic. The transaction provided the Airport over $600 million of debt service savings through refinancing and provided financing for the construction of four new terminal gates, a new Integrated Operations Center and several airfield projects
- **2020 Public-Private Partnership Deal of the Year** as financial advisor on Arizona Industrial Development Authority's $236.8 million financing for Nebraska's Lincoln South Beltway project on behalf of Hawkins Construction. The transaction was the first-of-its-kind transportation project that utilized an innovative contractor-led build finance structure to deliver the largest single-contract project in the history of the Nebraska Department of Transportation.
- **2019 Innovative Deal of the Year** as financial advisor to Dallas Fort Worth (DFW) International Airport's $1.167 billion taxable refunding. DFW refinanced a portion of its bonds that were subject to the Alternative

© 2026 Hilltop Securities Inc. All rights reserved. Member FINRA/SIPC/NYSE

Minimum Tax (AMT) in the largest taxable deal ever completed in the airport space. DFW's plan of finance included a comprehensive global marketing effort that helped broaden its investor base and positions the Airport to continue to access the taxable market going forward.

- **2018 Midwest Region Deal of the Year** for financial advisor to Wayne County, Michigan's $288.6 million bond sale, which will partially fund a $500 million criminal justice complex in Detroit. The deal was Wayne County's first long-term public bond issuance since 2010.
- **2017 Southwest Region Deal of the Year** for financial advisor to the Fort Worth Transportation Authority's first-ever transaction, a $325 million private placement to fund a commuter rail line that will alleviate traffic, provide much-needed rail service to Dallas-Fort Worth airport, connectivity to Dallas Area Rapid Transit's rail system, as well as improving air quality.
- **2017 Non-Traditional Financing Deal of the Year** for financial advisor to the City of Cambridge's (MA) $2 million sale of minibonds. The minibond structure allowed the City to respond to unmet needs of its residents, who regularly expressed interest in actively investing in capital projects throughout the City. (The Bond Buyer)
- **2016 Southwest Region Deal of the Year** for financial advisor to the initial $810 million of the 50-year, $27 billion Texas Water Development Board's SWIRFT program. (The Bond Buyer)

Case Study: Miami-Dade County, Florida (PortMiami)
$800,325,000 Seaport Revenue Refunding Bonds, Series 2021A and
$442,505,000 Seaport Subordinate Revenue Refunding Bonds, Series 2021B

PortMiami is the largest cruise port in the world and a large, containerized cargo port. As a result of the COVID-19 pandemic, PortMiami cruise operations were suspended from March 2020 until July 2021. To contend with the impact of lost cruise revenues, PortMiami reduced expenditures and pursued a debt refinancing solution to reduce financial stress and provide access to new capital to support cruise and cargo infrastructure projects.

As financial advisor, HilltopSecurities worked with the financing team for over a year to develop a financing plan, credit structure, and rating strategy that would accomplish PortMiami's restructuring objectives. The complex financing was designed to restructure PortMiami's debt to provide a more level debt service structure while also facilitating near-term debt service relief as cruise operations recover from the COVID suspension. Historically, Miami-Dade County (the "County") provided credit support for a significant portion of PortMiami's debt. One of the key objectives for the financing was to reduce PortMiami's direct support from the County while managing the unique seaport enterprise risks created by the COVID-19 pandemic.

To facilitate the restructuring, the County defeased outstanding Seaport-related debt and created a new bond ordinance. The finance team developed a two-lien financing structure that addressed near term refinancing requirements, eliminated existing variable rate risk, and provided debt service savings while also reshaping near term debt service. Bond insurance was obtained to lower the net interest expense on the senior lien refunding bonds. To supplement PortMiami's subordinate seaport revenue credit, the County provided a covenant to replenish debt service draws from the 2021 subordinate lien debt service reserve subaccount while retaining flexibility to issue subsequent seaport revenue bonds without such covenant. The 2021 senior

© 2026 Hilltop Securities Inc. All rights reserved. Member FINRA/SIPC/NYSE

lien bonds were assigned underlying credit ratings of 'A3' and 'A' from Moody's and Fitch respectively without regard to the bond insurance, and the 2021 subordinate lien bonds were assigned underlying credit ratings of 'Aa3' and 'AA-' from Moody's and Fitch respectively.

The financing ultimately achieved the County and PortMiami's financing objectives including reducing risks and locking-in a low fixed rate cost of funds. The transaction achieved an all-in true interest cost of 2.85% with a final maturity through 2050, provided debt service relief (approximately $110 million of cash flow relief during the first three years), and generated net present value savings for PortMiami (approximately $117 million).

At the time, this financing was the largest port transaction to come to market in the United States since the surge of the COVID-19 pandemic in March 2020 and represented the largest bond deal ever completed by the County. The offering was recognized by The Bond Buyer with Deal of the Year and Southeast Region Deal of the Year awards in 2021.

c. Provide your firm's financial information for the most recent fiscal year – not limited to a balance sheet, statement of operations and statement of changes in financial position or cash flow statement as applicable. Note: For an S-Corporation a letter providing financial adequacy and solvency of the firm may be submitted, however such letter may not be recognized at the same level of significance as the information other firms may provide.

HilltopSecurities includes its Statement of Financial Condition as of December 31, 2025 in ***Appendix A***.

d. Indicate the capability of firm to hold harmless, indemnify and defend the City of losses, costs, and expenses arising from liability claims resulting from alleged negligence of firm, it's officers, employees and subcontractors; describe liability insurance coverage carried by firm.

The firm has the capability to hold harmless, indemnify and defend the City of losses, costs, and expenses arising from liability claims resulting from alleged negligence of the firm, our officers, employees and subcontractors.

3. Experience

a. Describe Firm's national, statewide, and local service capabilities.

Leading National Financial Advisor

For the period June 1, 2021 through May 31, 2026, LSEG ranked us as ***the number-two municipal advisory firm in the nation*** based on the number of issues, serving as financial advisor on 3,297 transactions totaling over $161.3 billion par amount. In addition, during the same period, HilltopSecurities ranked as ***the number-one municipal advisory firm in the nation*** based on the number of City and County issues, serving as financial advisor on 2,134 transactions totaling $56.1 billion in par amount.

National Financial Advisor Rankings by # of Issues
All Issuers: 6/1/2021 - 5/31/2026

Rank	Firm	Par ($MM)	# of Issues
1	PFM Financial Advisors LLC	427,705.30	4,138
2	HilltopSecurities	161,327.94	3,297
3	Fiscal Advisors & Marketing Inc	24,952.36	2,583
4	Baker Tilly Municipal Advisors	31,228.93	1,505
5	Ehlers & Associates	14,051.58	1,343

Source: LSEG (Includes Bonds & Notes)

National Financial Advisor Rankings by # of Issues
City and County Issuers: 6/1/2021 - 5/31/2026

Rank	Firm	Par ($MM)	# of Issues
1	HilltopSecurities	56,143.14	2,134
2	PFM Financial Advisors LLC	85,192.54	1,271
3	Phoenix Advisors LLC	14,247.80	1,057
4	Ehlers & Associates	7,806.76	1,004
5	Fiscal Advisors & Marketing Inc	9,538.49	950

Source: LSEG (Includes Bonds & Notes)

© 2026 Hilltop Securities Inc. All rights reserved. Member FINRA/SIPC/NYSE

Municipal Advisory Experience

Our history of success in assisting clients in the achievement of their financial objectives and personal service is reflected in the number of transactions for which we have been privileged to serve our clients. As mentioned above, HilltopSecurities is the ***number-two municipal advisory firm*** in the nation based on the number of issues, having served as financial advisor on 3,362 transactions totaling over $162 billion par amount in the last five years. Noted below are some recent examples of transactions nationally for which HilltopSecurities has provided municipal advisor services.

HilltopSecurities' Select Recent National Municipal Advisory Experience

$82,025,000 Maine Health & Higher Ed Facilities Authority Revenue Bonds, Series 2026A&B Municipal Advisor April 2026	**$37,140,000** Maine Municipal Bond Bank Revenue Bonds, Series A 2026 Municipal Advisor April 2026	**$28,715,000** City of Commerce City (CO) Sales & Use Tax Rev Ref Bonds, Series 2026 Municipal Advisor April 2026	**$31,860,000** City of Newport (RI) General Obligation Bonds, Series 2026A Municipal Advisor April 2026	**$228,370,000** Ohio Water Development Authority Water Dev Rev & Ref Bonds, Series 2026A Municipal Advisor April 2026	**$121,235,000** Bexar Co Hospital Dt (TX) Limited Tax Refunding Bonds, Series 2026 Municipal Advisor April 2026	**$306,360,000** City of Palm Coast (FL) Utility System Ref & Rev Bonds, Series 2026 Municipal Advisor April 2026
$335,245,000 Tarrant Regional Water Dist (TX) Water Revenue Ref & Imp Bonds, Series 2026 Municipal Advisor March 2026	**$41,075,000** City of New Bedford (MA) GO BANs and GO State Qualified Muni Purp Loan, Series 2026 Municipal Advisor March 2026	**$556,660,000** Nashville-Davidson County Metro Govt (TN) GO Refunding Bonds, Series 2026D Municipal Advisor March 2026	**$304,160,000** Oklahoma Cap Imp Authority St Highways Cap Imp Rev & Ref Bonds, Series 2026A Municipal Advisor March 2026	**$53,080,000** Matanuska-Susitna Borough (AK) GO School Refdg Bonds, 2026 Series A and GO Trans Sys Bonds, 2026 Series B Municipal Advisor March 2026	**$75,950,000** Concord SD (NH) GO School Bonds Municipal Advisor March 2026	**$102,515,000** Kentucky Turnpike Authority Econ Devt Road Rev Ref Bonds, 2026 Series A Municipal Advisor March 2026
$192,980,000 Corsicana ISD (TX) School Building Bonds, Series 2026 Municipal Advisor February 2026	**$39,768,000** Lee Co Housing Finance Authority (FL) Multi-Family Housing Rev Bonds, Series 2026 Municipal Advisor February 2026	**$600,670,000** Nashville-Davidson County Metro Govt (TN) GO Improvement Bonds, Series 2026A-C Municipal Advisor February 2026	**$410,075,000** City and County of Denver (CO) GO Vibrant Denver Bonds, Series 2026A&B Municipal Advisor February 2026	**$184,495,000** Rhode Island Infrastructure Bank State Revolving Fund Rev Bonds, Series 2026A&B Municipal Advisor February 2026	**$316,665,000** Cherry Creek School District #5 (CO) General Obligation Bonds, Series 2026 Municipal Advisor February 2026	**$74,700,000** El Paso County Community College Dist (TX) Combined Fee Rev Ref Bonds, Series 2026 Municipal Advisor February 2026

Experience as Financial Advisor to City of Fernandina Beach

HilltopSecurities has served as financial advisor to the City since 2002, and Project Manager Joel Tindal has been integrally involved in our engagement with the City. From the onset of our engagement with the City we have worked extensively to assist with achieving the City's goals and finding solutions to conditions it faced. We have assisted the City over the years with a variety of challenges and opportunities. Our financing experience has included working with the City on a variety of new project funding transactions as well as refunding savings opportunities across multiple credits. Furthermore, **we are the only top three financial firm, by par volume in 2025, able to also provide arbitrage rebate compliance services under a commonly controlled affiliate.** As previously mentioned, we have prepared 30 rebate reports for the City across seven bond issues since 2006.

On the following page, we have shown our experience with the City since 2003, having served as financial advisor on 23 transactions totaling over $164 million in par amount.

© 2026 Hilltop Securities Inc. All rights reserved. Member FINRA/SIPC/NYSE

HilltopSecurities Experience as Financial Advisor to City of Fernandina Beach		
Date	**Issue**	**Par Amount**
12/12/2025	Utility System Refunding Revenue Note, Series 2025	$15,984,000
11/7/2025	Capital Improvement Revenue Note, Series 2025	$7,000,000
9/19/2023	Capital Improvement Revenue Note, Series 2023	$715,000
1/4/2022	Capital Improvement Revenue Note, Series 2022	$6,000,000
6/15/2021	Capital Improvement Refunding Revenue Note, Series 2021	$10,587,000
5/21/2019	Line of Credit Note, Series 2019	$3,000,000
8/7/2018	Line of Credit Note, Series 2018	$6,600,000
12/21/2017	Airport Refunding Revenue Note, Series 2017	$1,381,000
9/20/2016	Marina Refunding and Revenue Note, Series 2016B	$3,528,000
9/20/2016	Capital Improvement Refunding and Revenue Note, Series 2016A	$3,309,000
3/17/2015	Utility System Subordinate Refunding Revenue Note, Series 2015	$4,285,000
6/12/2013	Utility System Refunding Revenue Bonds, Series 2013A	$29,720,000
11/15/2011	Capital Improvement Revenue Note, Series 2011	$1,884,000
10/20/2010	Capital Improvement Refunding Revenue Notes, Series 2010	$6,596,000
10/20/2010	General Obligation Refunding Notes, Series 2010	$4,033,000
1/28/2010	Utility System Subordinate Revenue Bonds, Series 2010	$5,215,000
5/5/2009	Marina Revenue Note, Series 2009	$1,300,000
7/1/2008	Golf Course Revenue Note, Series 2008	$292,631
8/7/2007	Airport Revenue Bonds, Series 2007	$850,000
10/12/2005	Capital Improvement Refunding Revenue Notes, Series 2005	$9,005,000
10/5/2004	Bank Qualified Bank Line of Credit	$4,000,000
5/20/2004	Utility Revenue Refunding Bonds, Series 2004	$5,780,000
3/12/2003	Utility Acquisition and Improvement Revenue Bonds, Series 2003	$32,985,000
	Total	**$164,049,631**

b. Describe Firm's experience in serving as a financial advisor and arbitrage advisor to local municipalities.

Although a national firm, we emphasize client service at the regional level to provide customized solutions for the City. The project manager for the City's engagement is located in our Orlando, Florida office. HilltopSecurities has maintained an office in the State of Florida since 1989, and we currently have four offices in the state.

HilltopSecurities' Locations in the State of Florida

4
HilltopSecurities Offices in Florida

16
Approximate Number of Employees

4
Employees Committed to Public Finance

9
Number of Traders and Institutional Sales

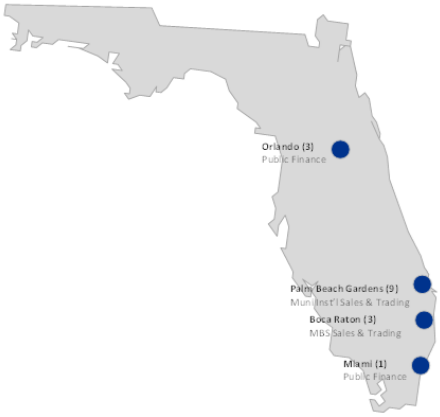

In addition to HilltopSecurities, our sister company Prime Lending has 7 locations and 61 employees in the State

Our firm's presence in the State of Florida and extensive experience in northeast Florida, *including serving as the financial advisor and arbitrage services provider to the City*, provides distinct advantages to the City including a) commitment of local support to the City, offering readily available resources, b) existing relationship and familiarity with current City staff, c) in-depth knowledge of the City's debt and financing goals, and d) significant experience providing advice and

© 2026 Hilltop Securities Inc. All rights reserved. Member FINRA/SIPC/NYSE

solutions to issues facing Florida municipalities e.g. property tax reform. Our experience is constantly being built upon by participating in a multitude of public finance engagements for various issuer types within Florida, providing invaluable experience that will aid and benefit the City with either developing a financial plan or when securing funding for its infrastructure needs. Joel Tindal will continue to serve as Project Manager providing day-to-day coverage and will be involved in all aspects of our engagement to ensure that work is completed timely and efficiently. This allows us to provide meeting coverage on relatively short notice, and our extensive human capital provides additional assurance that the necessary resources will be available on a timely basis.

Recent Florida Financial Advisory Experience

Since 2020, HilltopSecurities has served as financial advisor on over 130 financing and related transaction with an aggregate par amount of over $7.2 billion ***for Florida issuers***, according to LSEG and our internal database. A list of these documents is included below. These transactions include Miami-Dade County's $1.24 billion transaction for PortMiami, which received The Bond Buyer's Deal of the Year and Southeast Region Deal of the Year awards in 2021. Below we have provided select tombstones of our recent Florida municipal advisory experience.

HilltopSecurities' Select Recent Florida Municipal Advisory Experience

$27,205,000 **Indian River County** General Obligation Bonds, Series 2026 Competitive Transaction June 2026	$9,760,000 **Nassau County** General Obligation Bonds, Series 2026 Competitive Transaction June 2026	$21,000,000 **City of Punta Gorda** Line of Credit Note, Taxable Series 2026 Bank Loan April 2026	$306,375,000 **City of Palm Coast** Utility System Refunding and Revenue Bonds, Series 2026 Negotiated Transaction April 2026	$300,000,000 **Miami-Dade County** Aviation Commercial Paper Notes, Series 2026AB&C Commercial Paper February 2026	$12,000,000 **City of Dunedin** Non-Ad Valorem Revenue Note, Series 2026 Bank Loan February 2026	$15,984,000 **City of Fernandina Beach** Utility System Refunding Revenue Note, Series 2025 Bank Loan December 2025
$5,500,000 **City of New Smyrna Beach** General Obligation Note, Series 2025 Bank Loan November 2025	$7,000,000 **City of Fernandina Beach** Capital Improvement Revenue Note, Series 2025 Bank Loan November 2025	$11,800,000 **Indian River County** Capital Improvement Revenue Bonds, Series 2025 Competitive Transaction October 2025	$36,205,000 **Florida Comm Services Corp of Walton County** Water & Sewer Revenue and Refunding Bonds, Series 2025 Negotiated Transaction September 2025	$150,000,000 **City of Panama City** Capital Improvement Revenue Refunding Note, Series 2025 Bank Loan September 2025	$33,115,000 **Okaloosa County** Water & Sewer Revenue Bonds, Series 2025 Competitive Transaction July 2025	$58,225,000 **Okaloosa County** Capital Improvement Rev Bonds & Rev Refunding Bonds, Series 2025A&B Competitive Transaction July 2025
$2,239,000 **City of Apopka** Special Assessment Revenue Note, Series 2025 Bank Loan June 2025	$9,500,000 **City of Oviedo** Utility Revenue Note, Series 2025 Bank Loan May 2025	$21,000,000 **City of Flagler Beach** Capital Improvement Non-Ad Valorem Revenue Note, Series 2024 Bank Loan April 2025	$521,910,000 **Miami-Dade County** Aviation Revenue Bonds, Series 2025AB&C Negotiated Transaction February 2025	$105,000 **Town of Longboat Key** Cash Redemption of Special Assessment Revenue Bonds, Series 2018A Cash Redemption February 2025	$16,000,000 **City of Mount Dora** Redevelopment Revenue Note, Series 2025 Bank Loan January 2025	$13,000,000 **Sanford Airport Authority** Airport Facilities Revenue Note, Series 2024 Bank Loan December 2024

© 2026 Hilltop Securities Inc. All rights reserved. Member FINRA/SIPC/NYSE

Since 2020, HilltopSecurities has been involved in transactions totaling over $7.2 billion for Florida issuers (including both public and private/bank loans)

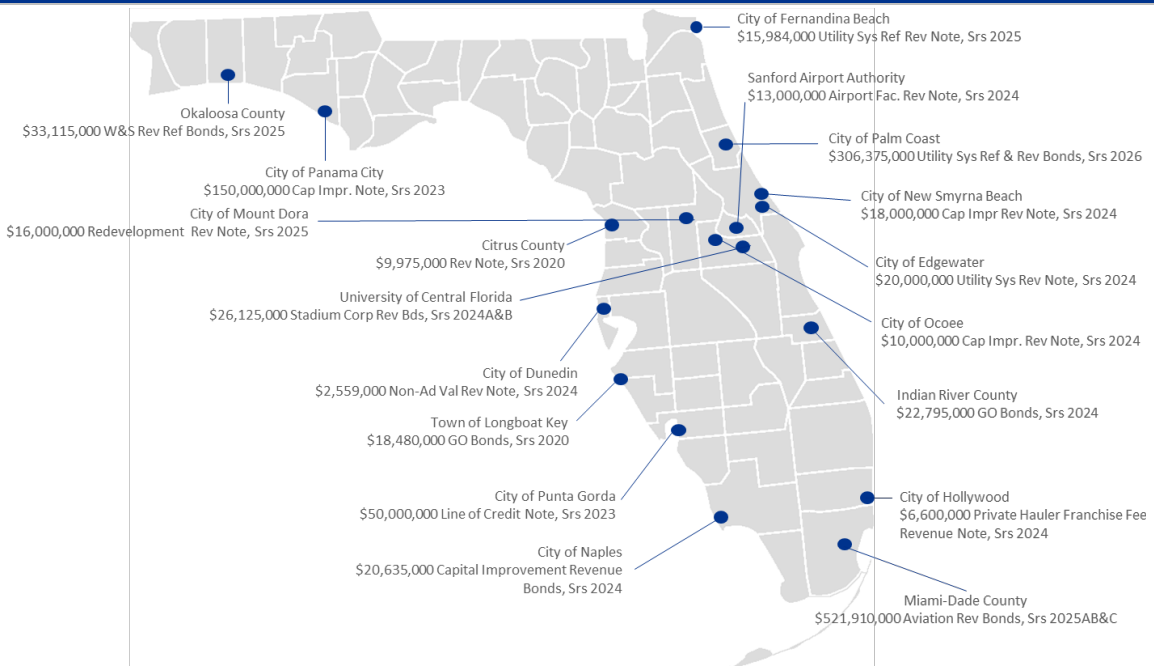

Market Leader for Arbitrage Rebate Services

As mentioned above, HSAM has been a trusted provider for arbitrage rebate services since 1987 and has built a nationally recognized practice, ***currently serving approximately 860 clients across 41 states and overseeing more than 4,300 bond issues with an aggregate par value of $320 billion***. Since inception, HSAM has completed over 73,000 rebate calculations for roughly 1,100 issuers covering more than 12,000 bond issues. This depth of experience is reflected both nationally and locally. **In Florida alone, HSAM serves 22 different municipalities, including long-standing client relationships such as the City of Fernandina Beach, for which we have prepared 30 rebate reports across seven bond issues since 2006**.

HilltopSecurities' Current Florida Arbitrage Rebate Clients

Citrus County	Miami Parking Authority
City of Edgewater	City of Mount Dora
City of Fernandina Beach	Okaloosa County
City of Miami Beach	Peace River/Manasota Regional Water Supply Authority
City of Ocoee	RC Housing I, LLC
City of Sanford	Santa Rosa County School District
City of West Palm Beach	School District of Broward County
DeSoto County	School District of Putnam County
Elite Pharmaceuticals	Town of Longboat Key
Florida Community Services Corp.	University of Central Florida
Lake Highland Preparatory School	Miami Parking Authority

© 2026 Hilltop Securities Inc. All rights reserved. Member FINRA/SIPC/NYSE

Florida Case Studies

The following are case studies that highlight HilltopSecurities' transactional experience with recent Florida issuers, including the City of Fernandina Beach:

Case Study:
City of Fernandina Beach, Florida
$15,984,000 Utility System Refunding Revenue Note, Series 2025
Not-to-Exceed $7,000,000 Capital Improvement Revenue Note, Series 2025
HilltopSecurities Services: Financial Advisory Services

HilltopSecurities has served as financial advisor to the City of Fernandina Beach since 2002. As part of our routine monitoring of the City's outstanding debt, HilltopSecurities identified a refunding opportunity for the City's outstanding Utility System Refunding Revenue Bonds, Series 2013A. HilltopSecurities evaluated the potential refunding under alternative bond and bank loan scenarios and presented the analysis to the City for consideration. After the City determined to proceed, HilltopSecurities assisted the City throughout the process by developing a bank loan solicitation document, evaluating proposals and providing recommendations, coordinating the financing team, reviewing documentation, attending the City Commission meeting to provide expert support as needed, preparation of final numbers and analysis, assistance with escrow reinvestment in SLGS, and coordination of closing.

The City successfully closed on the Series 2025 refunding in December 2025. The refunding ultimately produced present value savings over $738,000 or 4.5% of the principal amount refunded. Additionally, the bank loan further provides the City with the ability to prepay without penalty beginning in 2029 without penalty, providing the City with additional flexibility.

Also, in 2025, HilltopSecurities served as financial advisor on the City's not-to-exceed $7,000,000 Capital Improvement Revenue Note, Series 2025. The Series 2025 note was structured as a draw-down tax-exempt line of credit, with proceeds intended to be used for the demolition of Brett's Waterway Cafe and repairs to the seawall and Marina facility. The line of credit allowed the City to proceed expeditiously with the project while only paying interest as funds are drawn down. The line of credit additionally provides flexibility to prepay without penalty, providing the City flexibility to fix-out the line into a long term fixed rate financing at the appropriate time. HilltopSecurities assisted the City throughout the process including determining the appropriate financing type and structure, developing a bank loan solicitation document, evaluating proposals and providing recommendations, coordinating the financing team, reviewing documentation, attending the City Commission meeting to provide expert support as needed, and coordination of closing. The City successfully closed on the Series 2025 Note on November 7, 2025 at a variable interest rate equal to 79% of 1-Month Term SOFR + 0.54%, which equated to an initial rate of approximately 3.69%.

© 2026 Hilltop Securities Inc. All rights reserved. Member FINRA/SIPC/NYSE

Case Study:
Okaloosa County, Florida
$46,325,000 Capital Improvement Revenue Bonds, Series 2025A
$11,900,000 Capital Improvement Revenue Refunding Bonds, Series 2025B
HilltopSecurities Services: Financial Advisory Services

In 2025, HilltopSecurities served as financial advisor to Okaloosa County on its issuance of $46,325,000 Capital Improvement Revenue Bonds, Series 2025A and $11,900,000 Capital Improvement Revenue Refunding Bonds, Series 2025B. The Series 2025A Bonds were issued to finance County projects including a Tax Collector project, Public Works project, and the Brackin renovation. As financial advisor, HilltopSecurities assisted the County in developing the security and financing structure, allowing the County to finance the various projects through a single combined issuance. In addition, HilltopSecurities identified a refunding opportunity for the County outstanding Sales Tax Revenue Bonds, Series 2014. This refunding was incorporated into the overall transaction through the issuance of the Series 2025B Bonds.

The Series 2025A&B Bonds were secured by a covenant to budget and appropriate legally available non-ad valorem revenues (CB&A), which allowed the County to fund portions of the debt service from various legally available sources. In addition, the Series 2025A&B Bonds did not include a traditional anti-dilution test commonly found in CB&A bond transactions. Despite the lack of this typical anti-dilution covenant, the County still obtained strong credit ratings of 'AA' from S&P Global and 'AAA' from Fitch Ratings.

HilltopSecurities assisted the County throughout the financing process including coordinating the competitive sale. Each series of bonds were sold under their own official notice of sale, and the sale occurred 30-minutes apart. Separating the sale of the bonds into two series provides flexibility given the market conditions to not award the Series 2025B Bonds if the savings did not meet the threshold parameters for savings. Ultimately, the County successfully sold the Series 2025A&B Bonds on July 15, 2025 and closed on bonds on July 30, 2025. The Series 2025A Bonds achieved an All-In TIC of 4.70% through their 2055 maturity. The Series 2025B Bonds achieved an All-In TIC of 3.16% through their 2034 maturity, and the refunding generated net present value savings to the County of $824 thousand representing 6.3% of the par amount of bonds refunded.

Case Study:
Citrus County, Florida
$26,680,000 Capital Improvement Revenue and Refunding Bonds, Series 2020
HilltopSecurities Services: Financial Advisory Services

In 2020, the County needed to fund approximately $14.9 million for improvements.to County Road 491. As part of our financing plan HilltopSecurities proposed the County consider refunding the remaining Capital Improvement Revenue Bonds, Series 2010B for debt service savings and to wrap around the existing debt to reduce the financial impact to the County. The Series 2020 Bonds were secured by a covenant to budget and appropriate from non-ad valorem revenues. Due to a recent ratings upgrade to AA- from Fitch and S&P, HilltopSecurities recommended the County proceed with a competitively bid vs a negotiated sale. Bonds. However, due to volatility in the capital markets due to the outbreak of the COVID-19, HilltopSecurities

© 2026 Hilltop Securities Inc. All rights reserved. Member FINRA/SIPC/NYSE

recommended the County consider a negotiated sale. HilltopSecurities assisted the County in preparing RFP for underwriters and assisted in their evaluation. By negotiating the sale of the bonds, the County was able to take advance of a temporary drop in interest rates allow for the County not only to obtain approximately $ 1.7 million in debt service savings on the Series 2010 B refunding but also was able to save the County significant interest expense on the new money bonds. The 17-year bonds had a TIC of 2.71%.

Case Study:
Panama City, Florida
$150,000,000 Capital Improvement Revenue Refunding Note, Series 2025
HilltopSecurities Services: Financial Advisory Services

The City of Panama City previously issued it's $150 million Capital Improvement Revenue Note, Series 2023 in August 2023. The Series 2023 proceeds were originally issued to refund a previous debt obligation of the City in the amount of approximately $24.5 million, and to provide approximately $125.5 million of capital to fund a portion of the City's estimated $275 million of projects that were awarded grant funding and other appropriations. The Series 2023 Note was issued on a fixed rate basis, had a final maturity in September 2027, and provided for the ability to prepay without penalty.

In the summer of 2025, the City indicated it had approximately $88 million of proceeds remaining from the Series 2023 and that the timeline for completing certain projects was expected to extend beyond the current repayment term of the loan. HilltopSecurities advised the City on options including refunding the existing Series 2023 with an extended term and a reduced interest rate based upon current market conditions.

The City successfully closed on its Capital Improvement Revenue Refunding Note, Series 2025 in September of 2025. The Series 2025 Note provided for a variable interest rate, no prepayment penalty, and a one-year extended maturity beyond the existing Series 2023 Note. The maturity extension provided additional time for the City to complete the projects, and the variable interest rate provided the City with the ability to reduce negative arbitrage by having the interest rate more closely track the City's reinvestment earnings on the project funds. Upon closing, it was estimated that the City would save approximately $2 million in interest cost in the first year versus the existing Series 2023 Note assuming the initial variable rate was held constant.

© 2026 Hilltop Securities Inc. All rights reserved. Member FINRA/SIPC/NYSE

c. Describe Firm's experience dealing with major rating agencies during the past two years, including the extent to which governmental clients were involved.

HilltopSecurities' Rating Experience

During the two years ending May 31, 2026, HilltopSecurities served as financial advisor on 1,024 long-term bond issues nationwide (LSEG). Of these, 874 were rated by at least one of the major agencies, representing 85% of the issues. As part of each rated transaction, our professionals interact closely with the rating agencies throughout the credit rating process. This experience has led our firm to develop an in-depth understanding of how a rating agency presentation should be structured and what information is necessary to obtain the best possible credit rating. The table at right illustrates the impressive percentage of transactions assigned a credit rating for which HilltopSecurities served as financial advisor.

HilltopSecurities as Financial Advisor Long-Term Bonds, Rated Transactions June 1, 2024 – May 31, 2026		
Type of Transaction	Volume	Par Amt ($bil)
Overall Bond Issues	1,024	$71.99
Rated Bond Issues	874	$69.34
Percentage of Bond Issues that were rated	85%	96%

As a result of our experience, HilltopSecurities has unparalleled relationships with Moody's Investors Service, S&P Global Ratings, Fitch Ratings, and Kroll Bond Rating Agency. This continual "hands-on" exposure to all aspects of the rating process affords the City a major advantage: an in-depth understanding of the rating agencies' typical concerns regarding municipal governments. As in the past, we will closely guide the City through the presentation process.

In the current capital markets environment, the importance of the City's credit ratings has never been greater. Consequently, we take great care in preparing information required to be submitted to credit rating agencies. We will consult continually with the City on the credit rating process, establish credit-rating goals, monitor the credit-rating progress, and assist and participate in presentations to help the City achieve the best result possible.

Credit and Ratings

- HilltopSecurities' support team includes a credit strategist that was a senior analyst at a rating agency for more than two decades. Most of his tenure was as co-head of the team that rates utility infrastructure revenue bonds.
- Our strategist will act not only as an extension of the City's staff by providing answers to credit-related matters, but also devise a custom gameplan of how to maintain or improve the existing ratings as well as the most likely rating outcome from each rating agency, even if the City is not currently rated by them.

Rating Strategies and Support

Ted Chapman, Managing Director, joined HilltopSecurities in 2021 after more than two decades at S&P Global Ratings. In his tenure at S&P, Ted served as co-head of their nation-wide water and sewer utility rating team, as well as a senior member of the public power team. While there he authored rating criteria and built the related scorecard still in use today. At Hilltop, Ted supports our entire advisory practice and the banking

© 2026 Hilltop Securities Inc. All rights reserved. Member FINRA/SIPC/NYSE

team by developing strategies to help our clients earn the best potential rating outcome from whichever rating agency(ies) are ultimately selected by the client and its financing team. The HilltopSecurities team guides the Client through what rating agencies and potential investors will view as credit strengths and areas of opportunity that could help or hinder the transaction. This includes the specific debt and financial metrics that matter most, and any adjustments that credit analysts make in their calculations. We will also provide suggestions as to how to communicate with the rating agencies, such as if a virtual meeting will suffice and whether or not a formal presentation is needed.

Our credit-related support is not transactional. We provide direct answers to common questions that often arise from staff such as, "What happens if we use some of our fund balance in next year's budget?" or, "What is a 'good' days cash on hand for the utility fund to maintain?" Between our extensive rating agency experience as well as access to vast amounts of data, we are able to provide on-demand research such as peer comparisons; industry medians; commentaries on the latest hot topics; and examples of financial and risk management policies from other municipalities.

Telling the Credit Story

Because our credit strategist maintains relationships with all the rating agencies, HilltopSecurities has a finger on the pulse of the municipal credit market. Examples include:

- pinpointing the most likely rating outcome – even if the City is not currently rated by that agency – because sometimes one rating agency simply understands a particular debt instrument better than the others;
- staying abreast of any criteria updates or revisions they use to assign ratings, and if any of these methodology updates could be impactful to the City's existing ratings;
- being able to put context around their use of 'scorecards.' In our view, Scored criteria reduces the credit story to an exercise in checking boxes. We believe any number is just a number without proper context and our credit team will support the City on how to provide that context.
- providing a plain English 'translation' of rating agency terminology as well as how and why they make certain adjustments to some of the key ratios and metrics they use in their analyses.

HilltopSecurities has a demonstrated history of helping clients with their ratings. This includes earning upgrades, avoiding downgrades and correctly predicting the outcome of a rating. No matter to whom it is being told, nor the type of security being offered by the City, we are uniquely poised to assist in telling the City's credit story, which we believe is a good story.

d. Current clients and references.
i. Provide a list of current municipal clients within the State of Florida, the dollar amount of issues or other financing for respective client, and date(s) services were provided.

From 2022 to 2026YTD, HilltopSecurities has served as financial advisor on 56 transactions with an aggregate transaction amount exceeding $4.4 billion ***for Florida issuers***, according to LSEG and our internal database. Provided below is a list of our Florida financial advisory experience since 2022, which includes four transactions totaling approximately $30 million for the City of Fernandina Beach.

© 2026 Hilltop Securities Inc. All rights reserved. Member FINRA/SIPC/NYSE

HilltopSecurities' Florida Financial Advisory Experience 2022 – 2026YTD				
Client	**Description of Work**	**Par Amount ($ in mils)**	**Sale Date**	**Results / Deliverables**
City of Apopka	Special Assessment Revenue Note, Series 2025	$2.239	06/06/2025	Bank Loan
City of Dunedin	Non-Ad Valorem Revenue Note, Series 2026	$12.000	02/10/2026	Bank Loan
	Non-Ad Valorem Revenue Note, Series 2024	$2.559	03/21/2024	Bank Loan
City of Edgewater	Utility System Revenue Note, Series 2024	$20.000	12/02/2024	Bank Loan
City of Fellsmere	Capital Improvement Revenue Refunding Note, Series 2022	$2.764	05/19/2022	Bank Loan
City of Fernandina Beach	Utility System Refunding Revenue Note, Series 2025	$15.984	12/12/2025	Bank Loan
	Capital Improvement Revenue Note, Series 2025	$7.000	11/07/2025	Bank Loan
	Capital Improvement Revenue Note, Series 2023	$0.715	09/19/2023	Bank Loan
	Capital Improvement Revenue Note, Series 2022	$6.000	01/04/2022	Bank Loan
City of Flagler Beach	Capital Improvement Non-Ad Valorem Revenue Note, Series 2024	$21.000	04/09/2025	Bank Loan
City of Hollywood	Private Hauler Franchise Fee Revenue Note, Series 2024	$6.600	06/12/2024	Bank Loan
	General Obligation Bonds, Series 2022	$89.660	09/28/2022	Competitive Bond Financing
	Electric Franchise Fee Revenue Notes, Series 2022A	$8.500	04/19/2022	Bank Loan
	Electric Franchise Fee Revenue Notes, Series 2022B	$1.500	04/19/2022	Bank Loan
City of Mount Dora	Redevelopment Revenue Note, Series 2025	$16.000	01/24/2025	Bank Loan
	Non-Ad Valorem Revenue Note, Series 2024	$8.000	11/19/2024	Bank Loan
City of Naples	Capital Improvement Revenue Bonds, Series 2024	$20.635	08/06/2024	Competitive Bond Financing
City of New Smyrna Beach	General Obligation Note, Series 2025	$5.500	11/14/2025	Bank Loan
	Capital Improvement Revenue Note, Series 2024	$18.000	03/26/2024	Bank Loan
City of Ocoee	Capital Improvement Revenue Note, Series 2024	$10.000	03/05/2024	Bank Loan
City of Oviedo	Utility Revenue Note, Series 2025	$9.500	05/28/2025	Bank Loan
City of Palm Coast	Utility System Refunding and Revenue Bonds, Series 2026	$306.375	04/07/2026	Negotiated Bond Financing
	Stormwater Revenue Note, Series 2024	$18.392	10/15/2024	Bank Loan
	Stormwater Revenue Note, Series 2022	$8.000	04/05/2022	Bank Loan
City of Panama City	Capital Improvement Revenue Refunding Note, Series 2025	$150.000	09/04/2025	Bank Loan
	Capital Improvement Revenue Note, Series 2023	$150.000	08/21/2023	Bank Loan
	Hurricane Recovery Revenue Note, Series 2023A	$24.407	03/28/2023	Bank Loan
	Hurricane Recovery Revenue Note, Series 2023B (Line of Credit)	$10.000	03/28/2023	Bank Loan
City of Punta Gorda	Line of Credit Note, Series 2026 (Taxable)	$21.000	04/24/2026	Bank Loan
	Line of Credit Note, Series 2023	$50.000	08/23/2023	Bank Loan
City of Sanford	Capital Improvement Revenue Bonds, Series 2023	$19.180	04/11/2023	Negotiated Bond Financing
City of Tavares	Capital Improvement Revenue Note, Series 2022A	$0.976	12/21/2022	Bank Loan
	Capital Improvement Revenue Note, Series 2022	$4.550	08/03/2022	Bank Loan
Florida Community Services Corp. of Walton County	Water & Sewer Revenue and Refunding Bonds, Series 2025	$36.205	09/23/2025	Negotiated Bond Financing
Indian River County	Capital Improvement Revenue Bonds, Series 2025	$11.800	10/21/2025	Competitive Bond Financing

© 2026 Hilltop Securities Inc. All rights reserved. Member FINRA/SIPC/NYSE

HilltopSecurities' Florida Financial Advisory Experience 2022 – 2026YTD				
	General Obligation Bonds, Series 2024	$22.795	06/20/2024	Competitive Bond Financing
Miami-Dade County	Aviation Commercial Paper Notes, Series 2026 (AMT), Series 2026 (Non-AMT) & Series 2026 (Taxable)	$300.00	02/11/2026	Commercial Paper
	Aviation Revenue Bonds, Series 2025A (AMT)	$262.505	02/20/2025	Negotiated Bond Financing
	Aviation Revenue Bonds, Series 2025B (Non-AMT)	$71.255	02/20/2025	Negotiated Bond Financing
	Aviation Revenue Bonds, Series 2025C (Taxable)	$188.150	02/20/2025	Negotiated Bond Financing
	Aviation Revenue Refunding Bonds, Series 2024A	$779.730	07/16/2024	Negotiated Bond Financing
	Aviation Revenue Refunding Bonds, Series 2024B	$138.455	07/16/2024	Negotiated Bond Financing
	Seaport Revenue Bonds, Series 2023	$448.640	11/30/2023	Negotiated Bond Financing
	Seaport Revenue Refunding Bonds, Series 2022A	$522.000	01/18/2023	Negotiated Bond Financing
	Seaport Revenue Refunding Bonds, Series 2022B	$12.810	01/18/2023	Negotiated Bond Financing
	Seaport Commercial Paper Notes, Series B-1 (AMT) and B-2 (Taxable)	$200.000	09/29/2021	Commercial Paper
Okaloosa County	Water & Sewer Revenue Bonds, Series 2025	$33.115	07/24/2025	Competitive Bond Financing
	Capital Improvement Revenue Bonds, Series 2025A	$46.325	07/15/2025	Competitive Bond Financing
	Capital Improvement Revenue Refunding Bonds, Series 2025B	$11.900	07/15/2025	Competitive Bond Financing
Sanford Airport Authority	Airport Facilities Revenue Note, Series 2024	$13.000	12/03/2024	Bank Loan
	Airport Facilities Refunding Revenue Note, Series 2022	$25.363	05/03/2022	Bank Loan
	Amended & Restated Taxable Airport Facilities Rev. Note	$60.500	03/02/2021	Bank Loan
University of Central Florida	Stadium Corp - Revenue Bonds, Series 2024A	$10.975	12/03/2024	Negotiated Bond Financing
	Stadium Corp - Taxable Revenue Bonds, Series 2024B	$15.150	12/03/2024	Negotiated Bond Financing
	Stadium Corp - Promissory Note (Stadium Tower Project), Series 2024	$63.194	10/24/2024	Bank Loan
	Convocation Corp - Capital Improvement Ref. Revenue Bonds, Series 2018 (Interest Rate Modification - 2022)	$85.970	06/01/2022	Bank Loan

ii. References – Identify a minimum of three references in the current clients list and include contact person's names, phone numbers, e-mail addresses, and mailing addresses.

HilltopSecurities believes that strong recommendations from our clients are the most accurate indications of our firm's level of service and expertise. Provided below are seven references for clients that have similar scopes of work as the City is desiring.

© 2026 Hilltop Securities Inc. All rights reserved. Member FINRA/SIPC/NYSE

City of Oviedo, Florida
Contact Name/Title: Jerry Boop, Finance Director
Address: 400 Alexandria Boulevard, Oviedo, FL 32765
Phone/Fax/Email: (407) 971-5544 / (407) 971-5805 / jboop@cityofoviedo.net
Description of Services Provided: Since 2013, HilltopSecurities has provided financial advisory services to the City of Oviedo. Most recently, Hilltop Securities completed a $9.5 million utility revenue bank loan for Oviedo. In total, HilltopSecurities has completed 14 financings for Oviedo at an aggregate par value in excess of $84 million.
Performance Period: 2013 – Present
Total Annual Amount of Project: Annual cost varies depending on projects

City of Apopka, Florida
Contact Name/Title: Blanche Sherman Finance Director
Address: 120 E. Main Street, Apopka, FL 32703
Phone/Fax/Email: (407) 703-1709 / (407) 703-1723 / bsherman@apopka.net
Description of Services Provided: Since 2015, HilltopSecurities has provided financial advisory services to the City of Apopka. HilltopSecurities has completed four financings totaling $9.269 million in par value, including recently completing a $2.239 million special assessment bank loan.
Performance Period: 2015 – Present
Total Annual Amount of Project: Annual cost varies depending on projects

City of Dunedin, Florida
Contact Name/Title: Les Tyler, Finance Director
Address: 737 Louden Avenue, Dunedin, FL 34698
Phone/Fax/Email: (727) 298-3060 / (727) 298-3078 / les.tyler@dunedin.gov
Description of Services Provided: HilltopSecurities has provided financial advisory services on 7 financings for the City of Dunedin totaling over $76.7 million in par value. This includes a $12 million non-ad valorem bank loan that is scheduled to close on February 10, 2026.
Performance Period: 2018 – Present
Total Annual Amount of Project: Annual cost varies depending on projects

Nassau County, Florida
Contact Name/Title: Marshall Eyerman, Assistant County Manager
Address: 96135 Nassau Place, Yulee, FL 32097
Phone/Fax/Email: (904) 530-6010 / (904) 321-5784 / meyerman@nassaucountyfl.com
Description of Services Provided: HilltopSecurities has provided financial advisory services on 2 financings for Nassau County totaling $26.635 million in par value. This includes a $10.035 million general obligation bond issuance that is scheduled to close on June 25, 2026.
Performance Period: 2020 – Present
Total Annual Amount of Project: Annual cost varies depending on projects

© 2026 Hilltop Securities Inc. All rights reserved. Member FINRA/SIPC/NYSE

City of Ocoee, Florida
Contact Name/Title: Vanna Lawitzke, Assistant Finance Director
Address: 1 N. Blueford Avenue, Ocoee, FL 34761
Phone/Fax/Email: (407) 905-3100 ext. 1518 / (407) 905-3194 / vlawitzke@ocoee.org
Description of Services Provided: For 25 years, HilltopSecurities has continually provided financial advisory services to the City of Ocoee. Over this time period, we have assisted Ocoee in completing 18 financings (including both bank loans and bond financings) valued at over $173 million.
Performance Period: 2002 – Present
Total Annual Amount of Project: Annual cost varies depending on projects

City of New Smyrna Beach, Florida
Contact Name/Title: Jo-Anne Drury, Finance Director
Address: 210 Sams Avenue, New Smyrna Beach, FL 32168
Phone/Fax/Email: (386) 410-2651 / (386) 424-2270 / jdrury@cityofnsb.com
Description of Services Provided: HilltopSecurities began providing financial advisory services to the City of New Smyrna Beach in 2002. Over nearly two decades, HilltopSecurities has worked on eleven financings for New Smyrna Beach, totaling $116.2 million in par value. Most recently, HilltopSecurities helped New Smyrna Beach issue its $5,500,000 General Obligation Note, Series 2025 in November 2025.
Performance Period: 2002 – Present
Total Annual Amount of Project: Annual cost varies depending on projects

City of Flagler Beach, Florida
Contact Name/Title: Hollie Harlan, Finance Director
Address: 105 S. 2nd Street, Flagler Beach, FL 32136
Phone/Fax/Email: (386) 517-2000 ext. 229 / (386) 517-2008 / hharlan@cityofflaglerbeach.com
Description of Services Provided: HilltopSecurities has provided financial advisory services on 1 financing for the City of Flagler Beach totaling $21 million in par value.
Performance Period: 2024 – Present
Total Annual Amount of Project: Annual cost varies depending on projects

e. Provide a complete listing of any convictions or fines incurred by the firm or any of its principals for violations of any state or federal law within the past three years. Identify firm's executives who have current claims or who have participated in litigation against the City while with another firm.

From time to time in the ordinary course of its business, HilltopSecurities is called upon to respond to inquiries or is subject to investigations or proceedings by federal, state or industry self-regulatory organizations. To the best of our knowledge, information and belief based upon the facts available at this time, there is no threatened or pending inquiry, investigation, or regulatory proceeding that we believe would have a material adverse impact on the ability of HilltopSecurities to perform public finance advisory services. The Financial Industry Regulatory Authority (FINRA) maintains a public database known as BrokerCheck© that discloses reportable regulatory matters for HilltopSecurities. BrokerCheck© may be found at www.FINRA.org.

© 2026 Hilltop Securities Inc. All rights reserved. Member FINRA/SIPC/NYSE

4. Demonstrated Knowledge

a. Explain the general financial character and environment currently impacting Florida municipalities.

Florida municipalities operate in a rapidly evolving environment shaped by state-level policy shifts, economic growth pressures, climate risk, and increasing infrastructure and affordability challenges. For the City, these dynamics are significant given its coastal location, aging infrastructure, strong population growth, and rising costs. Understanding these issues will allow the City to develop sound financial strategies, maintain credit strength, and execute capital plans in a fiscally sustainable manner. Provided below are our thoughts on just some of the major issues impacting Florida municipalities, and specifically the City:

- **Property Tax Reform and Municipal Revenue Risk.** Property tax reform has emerged as a significant political and fiscal issue in Florida, driven by rising home values and affordability concerns. Florida municipalities are closely monitoring ongoing property tax reform discussions that could significantly affect local government revenues and financial planning. During 2025 and 2026, the Florida Legislature considered multiple proposals aimed at reducing property taxes through expanded homestead exemptions, limits on property assessment increases, restrictions on local millage rates, and potential reductions in ad valorem taxes on homesteaded properties.

  Subsequently, Governor Ron DeSantis called a special legislative session on property tax reform beginning June 1, 2026. During that session, the Legislature approved a proposed constitutional amendment that, if ultimately approved by voters, would significantly revise Florida's ad valorem tax structure. Key provisions include increasing the homestead exemption from $50,000 to $150,000 beginning January 1, 2027, and to $250,000 beginning January 1, 2028 (excluding school district levies), reducing the annual assessment cap on non-homestead property from 10% to 5%, modifying maximum millage calculation methodologies, and limiting certain local government expenditures funded by ad valorem taxes. The proposal is expected to appear on the November 2026 statewide ballot and would require approval by at least 60% of Florida voters to become effective. If approved, these changes could reduce future property tax revenues for Florida municipalities and affect operating capacity, capital planning, and debt affordability.

- **Infrastructure and Storm Resilience.** Like many coastal Florida municipalities, including those in Northeast Florida, the City faces ongoing challenges related to aging infrastructure, storm recovery, and climate resilience. Continued investment in water and sewer systems, stormwater and drainage infrastructure, transportation networks, and public facilities remains critical, particularly following major storm events. While state and federal funding programs provide important support for recovery and resiliency initiatives, the magnitude of long-term capital needs continues to place pressure on municipal budgets and financial planning, underscoring the importance of sustainable financing strategies. Additionally, although Florida municipalities have historically received substantial FEMA and other federal assistance following natural disasters, potential federal policy changes and reimbursement timing delays may impact future funding availability and cash flow management.

- **Fiscal Pressures and Budget Constraints.** Florida municipalities are experiencing increased fiscal pressure from rising personnel costs, insurance expenses, maintenance needs, and service demands.

© 2026 Hilltop Securities Inc. All rights reserved. Member FINRA/SIPC/NYSE

In many cases, revenue growth has not kept pace with expenditure increases, limiting financial flexibility. Additionally, revenue pressure on upcoming fiscal year budgets at the State level will have meaningful repercussions to funding/lending programs like the State Infrastructure Bank, State Revolving Funds and others. For some of these programs, funding capacity has already been capped at levels equivalent to a fraction of current and ongoing applications.

- **Broader Economic Trends.** The City's economy is influenced by tourism, service-sector employment, population in-migration, and exposure to climate and insurance market volatility. These factors directly affect the City's tax base, housing market, and overall fiscal resilience. Coastal exposure and rising insurance costs add additional risk to property values and long-term revenue stability, making conservative forecasting and risk management essential.

b. Describe innovations your firm has developed or been involved related to tax- exempt security issues – outlining the problem, solution, and results.

Unique or Innovative Solutions

As detailed in our response to question 2 (b)(iii), HilltopSecurities has received numerous "Deal of the Year" awards for innovative and effective strategies, including receiving The Bond Buyer's initial award in 2019 in the category of **"Innovative Deal of the Year",** as well as the 2021 award for a ***Florida*** financial advisory client. Below we have included tombstones of the transactions with brief summaries included in our prior response to question 2 (b)(iii).

2025	2025	2025	2024	2023
SMITH'S RESEARCH & GRADINGS	The Bond Buyer DEAL of the YEAR	The Bond Buyer DEAL of the YEAR	The Bond Buyer DEAL of the YEAR	The Bond Buyer DEAL of the YEAR
All-Star Team Rankings	**Southwest Region**	**Northeast Region**	**Southwest Region**	**Southeast Region**
Three HilltopSecurities Municipal Finance Professionals Elected to 2025 Municipal Analysts All-Star Team	Dallas-Fort Worth International Airport $1.97 billion Joint Revenue & Improvement Bonds	New York Energy Finance Development Corporation $944.15 million Energy Supply Revenue Bonds	Dallas-Fort Worth International Airport $600 million Extendable Comm Paper & $723.55 million revenue bonds	City of Atlanta (GA) $370 million General Obligation Bonds Inaugural Social Bond Issuance
	Role: Municipal Advisor	Role: Municipal Advisor	Role: Co-Municipal Advisor	Role: Co-Municipal Advisor

2021	2020	2020	2019	2019
The Bond Buyer DEAL of the YEAR	The Bond Buyer DEAL of the YEAR	The Bond Buyer DEAL of the YEAR	The Bond Buyer DEAL of the YEAR	The Bond Buyer DEAL of the YEAR
Southeast Region	**Southwest Region**	**Public-Private Partnership**	**Innovative**	**Midwest Region**
Miami-Dade County Seaport Department (FL) $1.24 billion Seaport Revenue Refunding Bonds	Dallas-Fort Worth International Airport $2.05 billion First Issuance by Major Airport During Pandemic	Lincoln So. Beltway Project (Hawkins Construction) $236.8 million Contractor-Led Build/Finance Structure	Dallas-Fort Worth International Airport $1.167 billion Taxable Refunding Largest Taxable Airport Deal	Wayne County (MI) $288.6 million Criminal Justice Complex
Role: Municipal Advisor	Role: Co-Municipal Advisor	Role: Municipal Advisor	Role: Municipal Advisor	Role: Municipal Advisor

Additional Innovative Solutions for Florida Clients

HilltopSecurities professionals have a long history of developing solutions to meet their clients' financing needs. In some cases, innovative solutions are developed to meet the unique needs of a particular financing. Provided below are five examples that we believe highlight the forward-thinking and creative ideas that our professionals have explored, with case studies for each included after.

© 2026 Hilltop Securities Inc. All rights reserved. Member FINRA/SIPC/NYSE

- **City of Panama City.** Provided an alternative for managing unassigned cash reserves post hurricane related expenditures while waiting for FEMA reimbursements.
- **City of Dunedin.** Structured a publicly issued CB&A (non-ad valorem revenues) bond issuance without an anti-dilution test, a covenant that has historically been included within Florida CB&A debt issuance. The lack of this covenant provided the City greater financing flexibility in the future.
- **Town of Longboat Key.** Designed a plan of finance for a large utility undergrounding project that would take advantage of special assessment and General Fund revenues, as well as provide flexibility for a potential public-private partnership (P3) component.
- **Tohopekaliga Water Authority.** Developed and privately placed an interim financing in anticipation of a WIFIA loan draw, reducing overall interest cost, while blending limited documentation and rating requirements typical of a bank loan with an interest rate closer to a public offered bond issuance at the time.
- **City of Clearwater.** Discovered an opportunity to lower the cost of debt and increase future financing flexibility by eliminating restrictive covenants.

Case Study: City of Panama City, Florida
Project Description: Hurricane Recovery Revenue Note

The City of Panama City incurred damages from Hurricane Michael in October 2018. As clean-up from the devastating storm took place, the City was forced with the dilemma of determining the cost of debris removal and other hurricane related items, calculating the amount of reserves available for emergency use and attempting to figure out how much of the funds used that FEMA would ultimately reimburse. HilltopSecurities assisted the City with developing a short-term financing plan, which included reviewing the City's outstanding debt and debt covenants, examining the available revenue pledges, and determining the timing/terms of a request for proposal ("RFP"). It was quickly decided that a CB&A revenue pledge was most appropriate to back the loan. However, in order to secure the debt with this pledge, the City was required to meet the terms of the anti-dilution test on an existing CB&A backed bank loan, which included: (a) 1.2x maximum annual debt service of all debt then outstanding and all proposed debt, and (b) test calculations for variable rate debt which were set at a 12% interest rate with 20-year level debt service amortization.

The City issued an RFP for a not-to-exceed amount of $50 million. The RFP requested the option of a 3-year or 5-year interest only loan with principal paid at maturity and the ability to prepay the loan at any time without a prepayment penalty. After receiving multiple proposals and with our guidance, the City elected to issue a 3-year, $50 million drawn down line of credit. The Series 2018 Note was issued at a variable rate of 79% of 1-Month Libor plus 42 basis points, which equated to 2.34% at the time of closing. The City was able to secure the loan with its CB&A backing and meet the terms of the anti-dilution test. The City decided on the 3-year option due to the expectation of receiving FEMA reimbursement during that timeframe.

In January 2019, the City determined another $25 million was needed for additional hurricane related items. While the $50 million issued in 2018 met the anti-dilution test, adding another $25 million did not meet the test requirements. The City received a waiver from the bank that originally required the anti-dilution test given

© 2026 Hilltop Securities Inc. All rights reserved. Member FINRA/SIPC/NYSE

the nature of the financing and was able to refund the existing $50 million line of credit and increase the total loan size to $75 million. In March 2019, the City issued its Hurricane Recovery Refunding Revenue Note, Series 2019 with the same terms and variable interest rate as the refunded Series 2018 Notes.

Case Study: Town of Longboat Key, Florida
Project Description: Undergrounding Utilities Project with Potential P3 Component

HilltopSecurities began serving as financial advisor to the Town of Longboat Key in 2016. Initially, we were tasked with assisting the Town with its extensive utilities undergrounding project throughout the island. The undergrounding project included components of electrical, communications/fiber optics, and instillation of street lighting.

The plan of finance for the undergrounding project included several integral sources to fund the total project related costs, which were estimated to be in excess of $45 million. The primary funding mechanism developed for the project consisted of the levy of special assessments on the properties within the Town, with two phases being the Gulf of Mexico Drive project and the Remaining Neighborhoods project. In addition, the Town provided a portion of project funding through an ongoing contribution of legally available Town revenue, which partially reduced the required assessment funding amounts. The special assessment and Town contribution components culminated in the issuance of the Town's $15,765,000 Special Assessment Revenue Bonds, Series 2018 (Gulf of Mexico Drive Project) and $18,865,000 Tax-Exempt & Taxable Special Assessment Revenue Bonds, Series 2018A&B (Neighborhoods Project).

Concurrently with the bond financing process relating to the special assessment and Town contribution, the Town began negotiations with P3 partners relating to the street lighting and communications/fiber optic components of the project. The Town's ongoing P3 negotiations were not anticipated to be completed by the time the bonds were issued. HilltopSecurities assisted the Town in review and analysis of the various project sources, security for the financings, and the development of unique bond features to accommodate the Town's ongoing P3 negotiations and potential contribution. The bonds were structured to provide flexibility to the Town in the event the P3 partners contributed funding to the project. Custom features include the ability to modify, without bondholder consent, the pledged assessments to eliminate or reduce the component of the assessments attributable to the components of the project for street lighting and/or communications/fiber optics for which the P3 partners may end up funding. In addition, the neighborhoods project bonds were structured with a taxable series of bonds that provided the Town the ability to extraordinarily redeem this series of bonds through December 2019 if the P3 partners agreed to pay for all or a portion of the components of the project related to street lighting and/or communications/fiber optics.

Case Study: City of Dunedin, Florida
Project Description: Maximizing Financial Flexibility with CB&A Backed Debt

HilltopSecurities served as the financial advisor to the City of Dunedin on the sale of Taxable Non-Ad Valorem Revenue Bonds, Series 2018A (the "Taxable Series 2018A Bonds"), Non-Ad Valorem Refunding Revenue Bonds, Series 2018B (the "Series 2018B Bonds"), and State

© 2026 Hilltop Securities Inc. All rights reserved. Member FINRA/SIPC/NYSE

Sales Tax Payments Revenue Bonds, Series 2018 (the "State Sales Tax Series 2018 Bonds"), which were brought to market on November 29, 2018. The Taxable Series 2018A Bonds and State Sales Tax Series 2018 Bonds were sold to provide a portion of the funds necessary to construct improvements to the City's Major League Baseball spring training facilities, which house the spring training and Minor League Baseball operations of the Toronto Blue Jays (the "Team"). The Taxable Series 2018A Bonds were used to fund private use projects at these same facilities. As agreed upon by both parties involved, the City will receive annual capital payments from the Team for 25 years to cover debt service payments sufficient to generate $20 million in funding for the project.

In order to keep interest rates and debt service payments low, the City secured its Taxable Series 2018A Bonds with a covenant to budget and appropriate (CB&A) from legally available non-ad valorem revenues of the City. To provide additional future financing flexibility, HilltopSecurities advised the City to structure the Taxable Series 2018A Bonds without an anti-dilution test, a security covenant usually included in CB&A bonds that would require the City to meet certain coverage tests before issuing future additional non-ad valorem backed debt. In order to create further flexibility going forward, the City also determined to eliminate the anti-dilution test associated with an outstanding CB&A loan by refunding this loan in conjunction with the issuance.

The Taxable Series 2018A Bonds and the Series 2018B Bonds were both sold with no anti-dilution test, yet still received an AA+ rating from S&P, which was on par with the City's implied general obligation rating. The Taxable Series 2018A Bonds were sold at an all-in TIC of 4.62% and the Series 2018B Bonds were sold at an all-in TIC of 3.22%. It is our belief that this was the first public issue completed in Florida secured only by a CB&A without the inclusion of anti-dilution covenant, and which received no credit rating penalty.

The State Sales Tax Series 2018 Bonds were sold to finance public use portions of the spring training facility. These bonds are secured by a distribution of the State of Florida's sales tax revenues that are earmarked specifically for spring training facilities. The State agreed to distribute $83,333 monthly for a period of 20 years to the City to fund capital improvements to the stadium, which will pay debt service on the State Sale Tax Series 2018 Bonds. Because of this strong security backing, these bonds were sold at a coverage ratio of just over 1.00 times debt service and with no debt service reserve fund in order to maximize the amount of proceeds that could be generated to fund the public use project. The State Sales Tax Series 2018 Bonds received an Aa2 rating from Moody's and were sold at an all-in TIC of 3.66%.

Case Study: Tohopekaliga Water Authority, Florida
Project Description: Structured Interim Financing with Requirements similar to a Bank Loan

The Tohopekaliga Water Authority is the largest provider of water, wastewater, and reclaimed water services in Osceola County with over 100,000 customers. In February 2020, the Authority entered into a $40.1 million WIFIA loan agreement for its accelerated gravity sewer assessment and rehabilitation project. The WIFIA loan provided a long-term (2057 final maturity), low interest rate (2.01%) financing that was subordinate to the Authority's outstanding senior lien bonds, which carried senior lien ratings of AAA from both S&P and Fitch. In addition,

© 2026 Hilltop Securities Inc. All rights reserved. Member FINRA/SIPC/NYSE

the WIFIA loan allowed the flexibility for the Authority to make draws subsequent to closing, with the interest rate on the loan determined based upon the average life of the loan from the anticipated initial draw. This characteristic provided the Authority the ability to utilize an interim financing, via bank loan or capital markets solution, in advance of drawing on the WIFIA loan thereby delaying the anticipated initial draw and reducing the average life and interest rate on the WIFIA loan. By structuring the principal repayment of an interim financing to closely match the anticipated draw on the WIFIA loan, the Authority could then utilize the future proceeds from the WIFIA loan draw to repay an interim financing.

In January 2020, the Authority issued a bank loan RFP seeking a $40 million interim financing to be repaid at maturity in approximately five years. At the time proposals were received, the lowest bank bid provided for an interest rate of 1.61%. As the Authority's underwriter, HilltopSecurities was provided an opportunity to propose an alternative capital markets solution to the Authority. HilltopSecurities proposed two alternatives for the Authority: 1) a traditional publicly offered bond issuance that would necessitate the traditional documentation and credit ratings process; and 2) understanding the importance of timing to closing given the competing bank proposals, a private placement alternative that would bridge the gap by reducing traditional documentation and ratings requirements. Upon further discussion with the Authority and HilltopSecurities' Debt Capital Markets group ("DCM"), a private placement alternative was developed that would significantly reduce typical publicly offered documentation and eliminate the need for ratings. At the time of our proposal to the Authority, we proposed an indicative TIC of approximately 1.25% for the private placement alternative, which was significantly lower than the bank loan proposals received.

The Authority selected HilltopSecurities to serve as placement agent with the direction to proceed with the private placement option. Upon receiving the mandate, our DCM group and the Orlando banking team worked diligently to prepare and distribute a term sheet for prospective purchasers of the bonds. The term sheet provided that potential purchasers were required to propose a locked spread to the interpolated MMD curve prior to closing, which would be held for a period not to exceed 30 days. HilltopSecurities' DCM group was able to solicit and obtain six bids, including the winning bid at a spread of 27 basis points to the October 2025 interpolated MMD. This winning bid was five basis points lower than our preliminary estimate in our initial indication to the Authority. After receiving the Authority's final approval of the financing documents, on March 12, 2020 the Authority locked in the final coupon and yield for the bonds based upon the proposed spread to MMD with a closing on March 31, 2020. On March 31, 2020, the Authority successfully closed on the $38,160,000 privately placed bond issue, achieving a TIC of 1.18%. Despite the significant market volatility that occurred between the time that the interest rate was locked in and closing as a result of COVID-19, HilltopSecurities' DCM group was able to work diligently with the entire team to ensure a successful closing with the purchaser

© 2026 Hilltop Securities Inc. All rights reserved. Member FINRA/SIPC/NYSE

Case Study: City of Clearwater, Florida
Project Description: Debt Service Reserve Fund Release

Prior to 2014, the City of Clearwater's Water and Sewer Revenue Bonds were secured by an aggregate debt service reserve fund ("DSRF"), meaning the City was legally required to set aside funds equal to the maximum annual debt service on all of the City's outstanding Water and Sewer Revenue Bonds. In 2014, the amount set aside in the DSRF was $13.7 million. When the City's original ordinance was written in 1984 (the "1984 Ordinance"), funding a DSRF of this type was the norm for essential service credits. However, as investors got more comfortable with these types of credits, especially ones rated in the "AA" category like that of the City, these types of security requirements were either replaced with less stringent requirements or deleted all together. Unfortunately, the City's legal framework under the 1984 Ordinance did not allow for such a change or deletion.

Prior to issuing its Series 2014 Bonds, the City approved Ordinance No. 8620-14 which amended the 1984 Ordinance and allowed the City to choose to fund a DSRF on a deal-by-deal basis (rather than an aggregate basis) and at $0 if it so chooses. These new provisions did not take effect immediately, however, due to a provision in the 1984 Ordinance which required two-thirds of the existing bondholders and any outstanding bond insurer on the Water and Sewer Revenue Bonds to agree to the new provisions before they were initiated.

As part of City's 2014 and 2017B bank loans and its 2017 bond financing, the new DSRF language was included in the financial documents so that any investor who purchased these loans/bonds was automatically agreeing to the new DSRF language. In addition, in correlation with the 2017 bank loan financing, Assured Guaranty, who provided credit enhancement on the City's outstanding Series 2003 Bonds, was approached and gave their consent to the new DSRF language. All of this effort resulted in the City being able to release $5.4 million of cash sitting in the DSRF, which was brought into the Series 2017B financing to downsize the transaction and thereby significantly decrease debt service paid over the life of the loan. In addition, more cash will be released as the bonds that were issued under the 1984 Ordinance continue to be paid off until finally all of the $1.37 million that was in the DSRF in 2014 is released and used for any legally available purposes, per bond counsel approval.

© 2026 Hilltop Securities Inc. All rights reserved. Member FINRA/SIPC/NYSE

c. For a potential proposed project, explain the firm's approach to the following:

i. Indicate the steps your firm would follow in developing a financial plan and the corresponding duties and responsibilities the firm would assume.



As one of the largest municipal advisory firms nationwide with significant Florida experience, HilltopSecurities has the necessary experience to thoroughly perform the scope of services that are being requested by the City, including developing a thorough financial plan for each credit. While our financial advisory experience is large and diverse, our professionals understand that no two clients or two financings are exactly alike. The philosophy of HilltopSecurities' financial advisory team is to serve as an extension of the City's staff and therefore, we customize our approach to be consistent with the City's goals, objectives, strengths and challenges. Our financial advisory approach will give consideration to engineering and feasibility studies of proposed projects, revenue projections and the existing corporate, financial and legal structure of the City. Provided below is an outline of our general approach which highlights the range of activities that HilltopSecurities performs during the typical financing process. We believe our approach will help the City obtain the most efficient and beneficial financing for any credit.

Phase 1: Capital Planning & Development of Financing Program. Our team will review the City's current outstanding debt obligations, analyze debt policies, the need for arbitrage rebate, legal structures, borrowing capacity, budgetary impacts, and others. We will analyze the City's existing debt structure, capital improvement program, revenue projections and the existing financial covenants, budgets and ratings to help design a desirable plan of finance. In order to determine available borrowing capacity, we will evaluate the current debt structure and financial resources of the City. This process begins with an understanding of the City's current financial position, including its debt profile and credit position.

City of Fernandina Beach Outstanding Debt (as of January 1, 2026)

Non-Utility Debt

Non-Utility Debt Outstanding	Original Par	Par Amount Outstanding	Security	Purpose	Interest Rates	Bank	Call Date	Final Maturity
Airport Revenue Note, Series 2017	1,381,000	721,000	Airport Net Rev/CB&A	Ref. Series 2007	2.89%	Ameris	Anytime	9/1/2032
Capital Improvement Ref Rev Note, Series 2021	10,587,000	1,576,381	CB&A/NAV	Ref. 2018/2019/2016B	2.45%	Sterling	Varies by Date	9/1/2028
Capital Improvement Ref Rev Note, Series 2022	4,850,068	4,057,666	CB&A/NAV	Fire Station @ Airport	1.89%	First Federal	Anytime	9/1/2041
Capital Improvement Ref Rev Note, Series 2022	1,149,932	962,334	CB&A/NAV	Road Imp. to Alachua St.	1.89%	First Federal	Anytime	9/1/2041
Capital Improvement Revenue Note, Series 2023	715,000	418,000	CB&A/NAV	Golf Course Carts	4.86%	Flagstar	Anytime @ 101%	9/1/2028
Capital Improvement Revenue Note, Series 2025*	up to 7,000,000	up to 7,000,000	CB&A/NAV	Amelia River Restaurant	3.68%	Pinnacle	Anytime	11/1/2028
Total Non-Utility Debt Outstanding		***$ 14,735,381***						

** Reflects line of credit up to $7,000,000.*

Utility Debt Outstanding

Utility Fund Debt Outstanding	Original Par	Par Amount Outstanding	Security	Purpose	Interest Rat	Bank	Call Date	Final Maturity
Utility System Ref Rev Note, Series 2025	15,984,000	15,984,000	Net Revs.	Ref. of Series 2013A	3.45%	Regions	9/1/2029	9/1/2033
Total Utility Fund Debt Outstanding		***$ 15,984,000***						

Phase 2: Set Financing Terms. Our team will determine the optimal conditions of each financing by running scenarios that quantify the benefits and costs of various structuring considerations, and prepare cash flow forecasts that will enable the City to evaluate the expected annual debt service requirements associated with

© 2026 Hilltop Securities Inc. All rights reserved. Member FINRA/SIPC/NYSE

those structuring considerations, including the sensitivity of the City's revenue forecast, operating expenses, capitalized interest, debt service reserve requirement, and impact on debt coverage. As we have performed for certain Florida enterprises, our team has the capabilities to develop capital planning models to quickly and efficiently evaluate various financing plans.

When applicable for a particular client, our capital planning models have incorporated revenue consultant projections and engineers' renditions of the capital improvement plan. They have included operational, maintenance and debt service projections and the funding requirements of reserves (general and rate stabilization) as well as pay-as-you-go capital project funding. Our analytical approach has allowed us to efficiently evaluate the impact of alternative capital plans, revenue and expense structures, and market conditions among many other factors while evaluating key financial metrics including liquidity and coverage over the plan horizon.

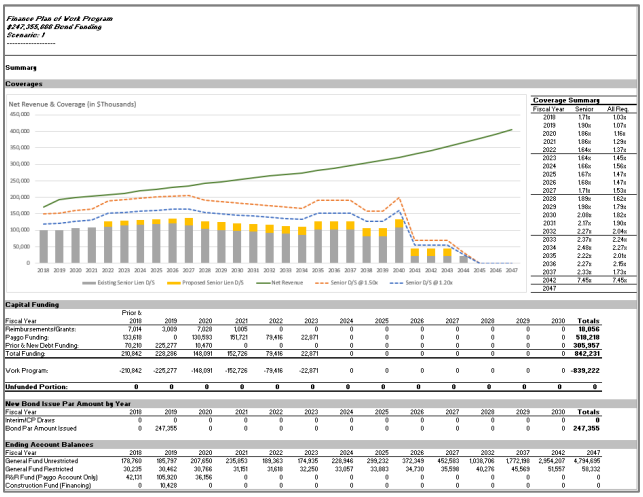
Finance Plan of Work Program
$247,355,688 Bond Funding
Scenario: 1

Summary

Coverages

Net Revenue & Coverage (in $Thousands)

Coverage Summary

Fiscal Year	Senior	All Req.
2018	1.71x	1.02x
2019	1.90x	1.07x
2020	1.86x	1.19x
2021	1.86x	1.29x
2022	1.84x	1.37x
2023	1.84x	1.45x
2024	1.66x	1.56x
2025	1.67x	1.47x
2026	1.68x	1.47x
2027	1.71x	1.53x
2028	1.89x	1.62x
2029	1.98x	1.73x
2030	2.08x	1.82x
2031	2.17x	1.90x
2032	2.27x	2.04x
2033	2.37x	2.24x
2034	2.48x	2.27x
2035	2.22x	2.01x
2036	2.27x	2.15x
2037	2.23x	1.72x
2042	7.45x	7.45x
2047		

Capital Funding

Fiscal Year	Prior & 2018	2019	2020	2021	2022	2023	2024	2025	2026	2027	2028	2029	2030	Totals
Reimbursements/Grants:	7,194	3,000	7,020	1,005	0	0	0	0	0	0	0	0	0	18,056
Paygo Funding:	133,618	0	130,593	151,721	79,416	22,871	0	0	0	0	0	0	0	518,218
Prior & New Debt Funding:	70,230	225,277	10,470	0	0	0	0	0	0	0	0	0	0	305,957
Total Funding:	210,042	225,286	148,091	152,726	79,416	22,871	0	0	0	0	0	0	0	842,231
Work Program:	-210,042	-225,277	-148,091	-152,726	-79,416	-22,871	0	0	0	0	0	0	0	-839,222
Unfunded Portion:	0	0	0	0	0	0	0	0	0	0	0	0	0	0

New Bond Issue Par Amount by Year

Fiscal Year	2018	2019	2020	2021	2022	2023	2024	2025	2026	2027	2028	2029	2030	Totals
Interim/CP Draws	0	0	0	0	0	0	0	0	0	0	0	0	0	0
Bond Par Amount Issued	0	247,355	0	0	0	0	0	0	0	0	0	0	0	247,355

Ending Account Balances

Fiscal Year	2018	2019	2020	2021	2022	2023	2024	2025	2026	2027	2032	2037	2042	2047
General Fund Unrestricted	178,760	185,797	207,650	235,953	189,363	174,935	228,946	299,232	372,349	452,583	1,038,706	1,772,198	2,954,207	4,794,695
General Fund Restricted	30,235	30,462	30,766	31,151	31,618	32,250	33,057	33,883	34,730	35,598	40,276	45,569	51,557	58,332
R&R Fund (Paygo Account Only)	42,131	105,920	36,156	0	0	0	0	0	0	0	0	0	0	0
Construction Fund (Financing)	0	10,428	0	0	0	0	0	0	0	0	0	0	0	0

Phase 3: Coordinate Related Service Providers. Our team will assist with the evaluation of proposals from financial printers, paying agents/registrars, trustees, underwriters, lenders, and other private parties. We will assist bond and disclosure counsel in the coordination of the offering, prepare information as necessary for the rating agencies and will help the City maintain ongoing relationships with credit rating agencies.

Phase 4: Prepare Documentation. Our team will coordinate with the City's legal counsel to assist in providing the proper disclosure of any offering document that fully describes all terms and conditions of the transaction. Our participation ensures the creation of documents that will provide credit strength and operating flexibility to the City, security to the investors, and marketability for the underwriter. Additionally, we will assist with the preparation of an Official Statement and other disclosure documents. We will also assist in the preparation board materials and investor presentations as applicable.

Phase 5: Rating & Credit Strategy. HilltopSecurities brings a credit team with more than two decades of experience at a rating agency. Our credit strategist for the engagement, **Ted Chapman**, will provide granular feedback to the City on how to maintain or improve its ratings as it funds future improvements and expansions. Mr. Chapman, a credit strategist who was a senior rating analyst for more than two decades, will walk the City through every aspect of its interaction with the rating agencies, should it choose to pursue a rating.

Phase 6: Conduct Marketing and Sale of Debt. The Team will take the steps necessary to obtain the broadest possible participation. For a negotiated sale, we will represent the City in all areas of pricing and sale. We will assist with negotiating covenants, coupons, expenses, takedowns and yields to ensure that the City's bonds are sold at market rates. Our capital markets professionals are involved in 18 deals every week,

© 2026 Hilltop Securities Inc. All rights reserved. Member FINRA/SIPC/NYSE

and will bring their unmatched expertise to bear in negotiating with the City's underwriters. In a competitive sale, they will provide mock bids to ensure the appropriate structure for a notice of sale. In summary, our underwriting and capital markets professionals will be invaluable to ensure fair market pricing, and we believe this is unmatched by firms without the expertise of an actual underwriter who risks capital. We will recommend approval of final pricing only after our underwriting desk has assured the City that the borrowing has achieved a fair cost of capital for the sale date, based on to-the-minute, real-time market conditions for that type of security.

Upon the marketing and sale of a financing, HilltopSecurities will coordinate closing activities with the financing team. We routinely prepare closing memorandums outlining the movement of monies and activities necessary for closing.

Phase 7: Ongoing Services. As part of HilltopSecurities' comprehensive service, we will assist the City by 1) commenting on the credit implications of federal and local actions and events, 2) reviewing and/or updated a debt management policy; 3) evaluating financing alternatives, 4) participating in long-range strategic planning for capital improvements and debt structure, 5) developing financial models to analyze the full range of debt funding alternatives, 6) identifying cost savings or debt service restructuring opportunities, 7) providing an ongoing link between such parties as underwriters, bankers, insurers, investors, regulators, trade groups, and other issuers.

Independent Pricing Advice During Sale

As a large participant in the municipal market, HilltopSecurities will represent the City in all areas of bond pricing and sale. In our role as financial advisor, the firm's capital markets group routinely provides recommendations regarding the following matters based on its active market involvement and extensive institutional investor relationships:

- Structure
- Call options and premiums
- Yields
- Coupons
- Placement of Term Bonds and pricing
- Serial Bonds and Pricing
- Capital Appreciation Bonds and pricing
- Cost effectiveness of insurance
- Credit aspects
- Underwriters' takedown and spread
- Syndicate rules
- Allocation of bonds

In short, our capital markets capabilities and expertise provide an enormous advantage to the City and differentiate Hilltop from "independent" advisory firms, which do not have principal market involvement and capabilities.

Because HilltopSecurities is a registered broker-dealer and underwriter of new issue municipal securities, we are uniquely qualified among financial advisory firms to monitor existing transactions, provide timely market developments, recommend appropriate structures, and provide advice on the timing of offerings for our financial advisor clients. Importantly, however, the firm will not underwrite any of the City's securities while serving as financial advisor. In many ways, our financial advisory clients have the advantage of drawing upon the advice and recommendations of not only their own underwriters, but also the underwriters on HilltopSecurities' desk, as seasoned professionals spend as much of their time assisting Hilltop's financial

© 2026 Hilltop Securities Inc. All rights reserved. Member FINRA/SIPC/NYSE

advisory clients. HilltopSecurities, on average, is involved in more than 18 deals per week as financial advisor or underwriter. Our underwriting professionals work in partnership with our financial advisory professionals from the beginning preliminary structuring, updating with current scales and coupon ideas, call features, to priority of order decisions and final allocations of the senior managing underwriter. They understand all facets of the underwriting process, from how to capture the largest retail sales percentage to working with the most difficult institutional orders. This unparalleled expertise has provided our financial advisory clients superior services compared to "independent" financial advisors that do not employ these professionals.

We strongly believe that this approach distinguishes our services from our competitors, but most importantly, it provides a higher quality service to our clients and allows them to achieve the lowest possible cost of borrowing. The City can be confident that when the time arrives to price its issue, our professional capital markets staff will assist over every detail of the transaction and obtain the most value for the securities the market will allow.

Additional Guidance Pre & Post Sale

In addition to our extensive capital markets support during the sale process, HilltopSecurities routinely provides our clients with pre- and post-sale analyses. This includes market information and news, economic data, and comparables that are used for benchmarking purposes. This information provides our clients with both current market information around the sale date as well as a historical record as it relates to a particular bond pricing. For some clients and complex credits, we have further provided assistance with investor roadshows. Often this has taken the form of pre-recorded presentation material that investors can review in conjunction with the preliminary official statement prior to sale.

Non-Transactional Reports

HilltopSecurities routinely prepares various non-transactional reports ranging from municipal commentary, market updates, and educational information. We prepare presentational material for clients on a variety of topics ranging from an intro to municipal bonds to credit rating overviews and sector updates.





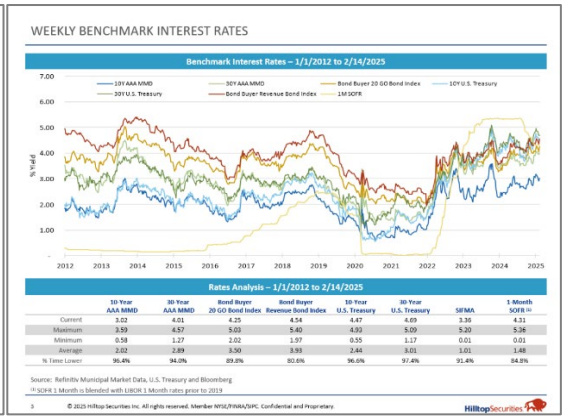

© 2026 Hilltop Securities Inc. All rights reserved. Member FINRA/SIPC/NYSE

ii. Describe the technical and legal support services available to your firm and how they would be utilized in the formulation of the financing plan.

Technical Capabilities

HilltopSecurities quantitative analysis group is led by a seasoned professional with more than 35 years of experience, and we train all bankers in quantitative analysis and structuring to maintain depth and support for all engagements. We have the technical capability and experience required to evaluate virtually every type of financial structure contemplated by an issuer. HilltopSecurities performs analyses to determine the timing of the offering, appropriate size of the bond issue and structure of each financing based on our client's objectives and within their financial constraints. In addition, we evaluate the cost effectiveness of various financing alternatives so that we may recommend the structure that achieves the highest possible credit rating within the constraints of an obligor.

Representative analyses, which we are able to perform to best establish the fundamentals of each transaction, include the following:

- Produce cash flow models with the flexibility to calculate bond capacities based on debt service installments; utilize forecasted revenues, expenditures and growth factors; model construction drawdowns and interest earnings; and project tax rates and user charges.
- Size a financing including allowance for capitalized interest, construction costs, escrow requirements, insurance costs, interest earnings, issuance costs and reserve funds.
- Structure a payment amortization to a tailored schedule based on projected revenue and expenditure constraints.
- Defease outstanding debt utilizing a state-of-the-art advance refunding software system that will structure an optimal escrow fund, structure new debt on a level, front-end or tail-end savings basis, and provide as necessary other structures.
- Calculate the issue price of an issue and, using this price, calculate the arbitrage yield as defined by the Tax Reform Act of 1986.
- Calculate an internal rate of return or "True Interest Cost" and provide present value schedules based on such yield for use in evaluating bids or modeling present values of cash flow projections.
- Devise debt capacity models that can be used to detail the issuer's existing debt service requirements; forecast proposed debt service requirements; and project the impact of the proposed requirements on financial ratios.
- Develop debt service schedules, which can be used to illustrate the debt service requirements on an actual, bond, or fiscal year basis while assuming annual, semi-annual, or monthly payments. Our schedules also can accommodate serial and term bonds, discount and premium bonds, and zero coupon bonds, including premium capital appreciation bonds.
- Provide refunding analysis, which can be used to illustrate savings on a gross basis or a present value basis.

© 2026 Hilltop Securities Inc. All rights reserved. Member FINRA/SIPC/NYSE

We perform these analyses both for individual transactions as well as model potential future issuance and debt capacity within the context of an issuer's overall capital improvement plan, credit ratings and existing debt portfolio.

HilltopSecurities maintains its clients' existing debt portfolios in DBC Finance on an on-going basis as a means of providing clients with various types of analysis including but not limited to refunding analyses on a timely and pro-active basis. We keep on-hand all current rating reports of a client, for each type of security assigned a credit rating. In many cases we maintain our own internal versions of rating agency scorecard metrics in order to assess the impact of changing financial positions or market dynamics on client credit ratings.

Refunding strategies have evolved over time as a result of legislative changes and market dynamics alike. Innovative structures to replace tax-exempt advance refundings include but are not limited to, refundings through a forward delivery; "Cinderella" bonds; tenders for outstanding bonds and to an extent, cash defeasance with prior planned "pay-go" expenditures bond funded. Each structure will present advantages and disadvantages under various market conditions, with HilltopSecurities well versed in all such structures.

Software

The software packages utilized by HilltopSecurities to assist with technical analysis include DBC Finance, the suite of Microsoft Office Products, SharePoint Services for collaboration and a number of applications designed and built by the firm. HilltopSecurities maintains models for the evaluation of derivative structures and investments along with our Arbitrage Rebate compliance system.

Rebate Analysis

Whether developing a plan of finance, structuring a new money or refunding issue, or evaluating options for the investment of bond proceeds, HilltopSecurities takes into account arbitrage rebate implications based upon the advice of its Arbitrage Rebate Department. As of September 30, 2024, the Arbitrage Rebate Department of HilltopSecurities provides arbitrage rebate calculations to approximately 680 clients on more than 3,650 bond issues, totaling $254 billion par amount.

Understanding of Legal Requirements

While HilltopSecurities does not provide legal advice to our clients, our professionals have garnered significant understanding of many of the state and tax related requirements for municipal debt issuers. We work closely with our clients' internal and external counsel, including bond counsel, in developing finance plans that comply with state law and federal tax requirements. This typically includes evaluation of Florida statutory requirements for a particular financing or refinancing, ability to pledge certain revenues, requirements for refunding, and federal tax regulations among others. Our significant experience working with numerous legal counsels throughout Florida affords us a good working relationship with our clients' legal counsel including bond, disclosure, special, and internal counsels.

© 2026 Hilltop Securities Inc. All rights reserved. Member FINRA/SIPC/NYSE

iii. Indicate the extent to which your firm would consider alternatives to traditional municipal bonds in developing the financial plan; describe in detail your firm's related experience, identify firm members and other personnel involved in successfully designing and implementing alternative financing for municipal clients.

Generally speaking, the financing alternatives to traditional municipal bonds include bank loans, direct purchase financing, governmental programs, and public-private partnerships (P3) among others which encompasses a variety of financial arrangements between a government and the private sector. HilltopSecurities has experience across the platform with assisting issuer clients' secure financing using these alternative methods. Each financing alternative should be evaluated within the context of the specific project(s) being financed as well as a number of considerations including, but not limited to, an assessment of cost vs. benefit, structure, risk, covenant requirements, disclosure and reporting requirements and the internal policies and procedures necessary to adequately meet them. The traditional bond market is fairly uncomplex and straightforward. Most alternatives to that contain covenants and/or terms and conditions that an issuer may be less familiar with as well as require the establishment of a long-term relationship with a counterparty which an issuer should consider carefully.

The role we play related to advising on these financing alternatives can vary. We can assist the City in evaluating alternatives from a cost perspective. We have the ability to analyze the estimated cost of financing alternatives as well as provide a comparison of the advantages and disadvantages of each, based on market conditions as well as our experiences with other similar transactions. We can also assist the City to evaluate what, if any, credit impact a particular financing alternative may have.

Below is an overview of several types of financings a local government may consider to traditional bonds.

Financing Type	General Overview
Bank Loans	- Often utilized for shorter duration financings, or where the issue size may smaller - Typically do not require debt service reserve fund - Do not require as much documentation and may only require minimal annual reporting - May contain gross-up provisions and/or capital adequacy provision
Bond Issues	- Allow municipalities to borrow through a payment structure of 30-years or longer - Typically carry higher issuance costs than loans, which include rating fees and underwriting fees - Longer duration and efficiency in the capital markets can help to offset the higher issuance costs - Debt service reserve funds equal to one year worth of debt service may be required
Pooled Loan Programs	- Various programs exist to provide economies of scale for smaller borrowings - Fixed and variable rate and commercial paper programs are available - Lower rated credits have historically been subsidized by the higher credits in the pools
Commercial Paper	- Can provide low interest, short-term or construction financing for projects - May need economies of scale in order to overcome credit and professional costs - Short-term credit ratings and liquidity are important, often requiring a letter of credit
Governmental Loans	- SRF loans have historically provided a relatively low cost of capital to utilities in Florida - SIB loans can provide low financing costs for transportation related projects in addition to other federal type loans - TIFIA and WIFIA loans may be available as a low cost option for certain infrastructure
Leases	- COPS can provide for an annual appropriation structure that does not receive a long-term obligation classification - Equipment lease-purchase financing may be available for certain assets - Structure introduce concept of appropriate risk to lenders and investors

© 2026 Hilltop Securities Inc. All rights reserved. Member FINRA/SIPC/NYSE

Sample Alternative Financings to Traditional Bonds

HilltopSecurities has many clients in evaluating and obtaining alternative financing solutions to traditional bonds, including our prior experience with the City of Fernandina Beach. The following provides a brief example of some alternatives discussed above where we have assisted clients.

Case Study: City of Fernandina Beach, Florida

$15,984,000 Utility System Refunding Revenue Note, Series 2025

HilltopSecurities has served as financial advisor to the City of Fernandina Beach since 2002. As part of our routine monitoring of the City's outstanding debt, HilltopSecurities identified a refunding opportunity for the City's outstanding Utility System Refunding Revenue Bonds, Series 2013A. HilltopSecurities evaluated the potential refunding under alternative bond and bank loan scenarios and presented the analysis to the City for consideration. After the City determined to proceed, HilltopSecurities assisted the City throughout the process by developing a bank loan solicitation document, evaluating proposals and providing recommendations, coordinating the financing team, reviewing documentation, attending the City Commission meeting to provide expert support as needed, preparation of final numbers and analysis, assistance with escrow reinvestment in SLGS, and coordination of closing.

The City successfully closed on the Series 2025 refunding in December 2025. The refunding ultimately produced present value savings over $738,000 or 4.5% of the principal amount refunded. Additionally, the bank loan further provides the City with the ability to prepay without penalty beginning in 2029 without penalty, providing the City with additional flexibility.

Case Study: City of Fernandina Beach, Florida

Not-to-Exceed $7,000,000 Capital Improvement Revenue Note, Series 2025

In 2025, HilltopSecurities served as financial advisor on the City's not-to-exceed $7,000,000 Capital Improvement Revenue Note, Series 2025. The Series 2025 note was structured as a draw-down tax-exempt line of credit, with proceeds intended to be used for the demolition of Brett's Waterway Cafe and repairs to the seawall and Marina facility. The line of credit allowed the City to proceed expeditiously with the project while only paying interest as funds are drawn down. The line of credit additionally provides flexibility to prepay without penalty, providing the City flexibility to fix-out the line into a long term fixed rate financing at the appropriate time. HilltopSecurities assisted the City throughout the process including determining the appropriate financing type and structure, developing a bank loan solicitation document, evaluating proposals and providing recommendations, coordinating the financing team, reviewing documentation, attending the City Commission meeting to provide expert support as needed, and coordination of closing. The City successfully closed on the Series 2025 Note on November 7, 2025 at a variable interest rate equal to 79% of 1-Month Term SOFR + 0.54%, which equated to an initial rate of approximately 3.69%.

© 2026 Hilltop Securities Inc. All rights reserved. Member FINRA/SIPC/NYSE

Case Study: Bay County, Florida

$35,145,000 Tourist Development Tax Revenue Note, Series 2018

HilltopSecurities served as financial advisor to Bay County on a financing for which the proceeds acquired a sports arena and stadium complex located within the County. The financing is secured by a levy of tourist development tax revenues within a sub-district of the County. In developing a plan of finance, HilltopSecurities assisted the County in creating a request for proposal seeking both investment banks for a capital markets bond financing and commercial banks for a bank loan financing. The dual-faceted request allowed the County to obtain and compare financing alternatives based upon actual proposals in determining the desired plan of finance. The County eventually determined to utilize a bank loan rather than a capital markets financing. HilltopSecurities assisted the County in evaluating the proposals and educated the County on the risks and potential consequences of various potential covenants. HilltopSecurities prepared a summary bid matrix to compare the various proposals, assisted the County in determining the best overall proposal, and provided general assistance which led to a successfully closing of the transaction in Mach 2018.

Case Study: Miami-Dade County, Florida

$200,000,000 Seaport Commercial Paper Notes, Series B-1 (AMT) and B-2 (Taxable)

HilltopSecurities served as financial advisor on the issuance of the County's Series B-1 and B-2 commercial paper notes program, which was established to provide interim capital funding for seaport capital projects. The program was structured with both tax-exempt AMT and taxable series providing flexibility to PortMiami in funding its projects. HilltopSecurities assisted the County throughout the financing process including developing the security structure for the program, obtaining credit support through a direct-pay bank letter of credit, selection of a commercial paper dealer, and obtaining short-term credit ratings on the Series B-1 and B-2 notes. The County closed on the commercial paper notes program on September 29, 2021.

Case Study: City of Punta Gorda, Florida

$24,000,000 Line of Credit Note, Series 2018 & 2021 Allonge

In September of 2017 the City of Punta Gorda was impacted by Hurricane Irma, which cause significant damage to City-owned seawalls. The storm-related seawall damage was estimated up to $30 million, and the City began seeking reimbursement through FEMA and State sources. The expectation for the repair was that 87.5% of the project cost would be funded through FEMA and State reimbursements. After discussion and planning with City regarding their needs, including timing of reimbursement and extent of available funds on hand, HilltopSecurities assisted the City in obtaining an interim non-revolving line of credit facility in an amount up to $24 million. The credit facility allowed the City to address its immediate need to make repairs to the seawalls and was structured with a 5-year term to provide insulation against uncertainty in timing and availability of reimbursements from FEMA and the State. The facility structure allowed the City to draw funds as needed, allowed the City to make prepayments without penalty once reimbursements are received, and was secured by a covenant to budget and appropriate from legally available non-ad valorem revenues of the City. HilltopSecurities assisted the City in the development of the financing plan, preparation of the request for credit facilities, review of the proposal responses, coordination of the financing team and schedule, review and input on financing documents, and coordination of closing activities.

© 2026 Hilltop Securities Inc. All rights reserved. Member FINRA/SIPC/NYSE

By early 2021, the City had drawn down and repaid approximately $15.9 million of an original line of credit. However, due to permitting delays with a portion of the project the City was nearing the end of the draw period for the line of credit in April 2021 for the remaining $8.14 million of availability. To provide additional time to draw upon and repay the line of credit due to the project delay, HilltopSecurities assisted the City in negotiating with its bank lender for the extension of both the draw period and the final repayment term of the credit line. Because the line of credit did not have an unused fee, extending the draw period requirement would allow funds to be drawn as needed saving interest versus early draws or costs associated with a future credit facility if needed. The City's lender ultimately agreed to the extensions, and HilltopSecurities worked with the City and its financing team to execute the allonge. The allonge became effective on April 28, 2021, providing the City with additional time to draw upon and repay the remaining $8.14 million available.

Case Study: Escambia County, Florida

$78,060,000 Sales Tax Revenue Bonds, Series 2017

In June 2017, Escambia County issued its $78,060,000 Sales Tax Revenue Bonds, Series 2017 for the primary purpose of financing the costs of the acquisition and construction of improvements to County facilities, including a new County jail. In addition to proceeds from the Series 2017 Bonds, FEMA funds and local option sales tax revenues were expected to provide sources of funding for the jail project. As financial advisor, HilltopSecurities assisted in developing the plan of finance including the security and structure for the Series 2017 Bonds and provided credit rating and transaction support throughout the financing process. HilltopSecurities assisted the County in coordinating the financing team, evaluating various financing alternatives including the use of bond insurance, and providing advice and guidance during the sales process. The Series 2017 Bonds were secured by the County's half-cent sales tax revenues, did not require the funding of a debt service reserve fund, and ultimately achieved credit ratings of Aa3 and A+ from Moody's and S&P, respectively. The Series 2017 Bonds amortized over a term of approximately 30-years at a true interest cost of 3.84%.

State & Federal Programs

HilltopSecurities extensive reach and experience both in Florida as well as nationally lends itself to assisting a variety of clients obtain financing through governmental lending programs. We have advised clients on sources of capital relating to State Revolving Fund (SRF) loans, State Infrastructure Bank (SIB) loans, TIFIA loans, and WIFIA loans to name several.

HilltopSecurities Sample Experience Related to Governmental Programs		
Client	**Financing Type & Role**	**Summary**
City of Atlanta, Georgia	WIFIA Loan Co-Financial Advisor	▪ Not-to-Exceed $61.9 million ▪ Wastewater Draw-Down Revenue Bond (North Fork Project), Taxable Series 2020 ▪ Used to pay up to 49% of the eligible project cost of a new off-line storage tank, on-site pump station, diversion structure, micro-tunnel gravity sewers, dewatering chamber, control building and related infrastructure for the temporary storage of peak wet

© 2026 Hilltop Securities Inc. All rights reserved. Member FINRA/SIPC/NYSE

HilltopSecurities Sample Experience Related to Governmental Programs		
Client	**Financing Type & Role**	**Summary**
		weather sewage flow from the Peachtree Creek North Fork trunk sewer, located in the Peachtree Creek Basin
Gasparilla Island Bridge Authority (FL)	State Infrastructure Bank (SIB) loan Financial Advisor	▪ Not-to-Exceed $30 million ▪ State-Funded State Infrastructure Bank Loan Agreement ▪ Used to fund fixed capital outlay portions of repair and replacement of the Boca Grande Swing and Fixed Bridges over Gasparilla Pass and the Gasparilla causeway ▪ Part of a larger financing plan lowering overall interest cost
California Infrastructure and Economic Development Bank	State Revolving Fund (SRF) Bonds Financial Advisor	▪ $83.92 million Green Bonds ▪ Clean Water and Drinking Water State Revolving Fund Revenue Bonds Series 2019 (Green Bonds) ▪ Used for the purpose of financing a portion of the DWSRF program administered by the State Water Board to provide financial assistance to local governments for safe drinking water projects

iv. Describe typical circumstances under which the firm would recommend competitive versus negotiated sales of debt issues. Indicate the role your firm would play as financial advisor under each method of sale. Describe your firm's experience with each method of sale.

Competitive Bids versus Negotiated Sales

HilltopSecurities has a great deal of experience with both competitively bid and negotiated bond transactions. During the most recent five-year period ending May 31, 2026, our national volume of participation with each bond transaction type is 1,789 competitive and 1,508 negotiated. Details on our philosophy and approach for each issue type follows.

When evaluating between competitive bids and negotiated sales, every situation must be evaluated independently. HilltopSecurities' overall goal is to advise the City on the sale method that provides the lower all-in cost of funds. We have developed a comparison of the two methods that helps us determine the all-in cost of each method:

Negotiated Sale

- Pre-selected syndicate negotiates the rates and terms with the financial advisor
- Pricing typically occurs 1 day prior to the sale/award date
- Size and structure can be finalized at pricing
- Underwriting spreads are generally less since there is less uncertainty involved in the process

© 2026 Hilltop Securities Inc. All rights reserved. Member FINRA/SIPC/NYSE

Competitive Bid

- Bonds sold at a certain date and time
- Once announced, the date, time, and size cannot be as easily changed
- Underwriter's discount is imputed in the interest rate
- Cost is likely higher during volatile markets
- Cost is likely higher with more complex credits

Competitively Bid Process

These characteristics indicate that competitively bid issues are generally best for highly rated, new money bond issues with easy-to-understand credit. The most obvious example of this is voted general obligation bonds sold for new money projects in a relatively calm market environment.

Even for these types of issues, market volatility can lead to competitive bids with a higher implied underwriter's discount built into the bid. Generally, we ask our desk to prepare a "mock bid" for issues when there is a question. We compare the all-in cost of the mock bid to the cost of a negotiated underwriting and present the results to the client.

The one cost that we cannot calculate is the political cost sometimes associated with not bidding a bond issue. To help clients make that cost determination, we compare the all-in cost of the two alternatives and present it to the client.

HilltopSecurities role in either issue is to assist the client in executing the transaction with the lowest all-in cost. On a negotiated transaction, we would serve as pricing representative for the client. All pricings are negotiated by our underwriting and trading desk. We feel that it is of utmost importance that an issuer be represented by a broker/dealer on a negotiated transaction. An independent firm simply has no way of understanding the market without the assistance of a registered broker/dealer. HilltopSecurities underwrites and trades municipal bonds on a daily basis.

With regard to competitive bid bond issues, we help clients to understand the cost of structures, call dates and coupon by mock bidding each reasonable alternative. We feel that it is important that a client carefully reviews the bidding specifications as well as each constraint placed on bidders. Carelessness during evaluation, even on one small detail, can lead to unnecessary interest costs to the issuer. HilltopSecurities works with online bidding services to ensure that each client's bidding documents are properly distributed to the marketplace.

Negotiated Process

HilltopSecurities will take the steps necessary to obtain the broadest possible participation. We ensure that investors and underwriters understand the City's credit and the mechanics of the sale, evaluating such to determine the most beneficial financing structure.

As previously discussed, for a negotiated sale, we will represent the City in all areas of pricing and sale. We will assist with the negotiation of coupons, expenses, takedowns, and yields to ensure that the City's bonds

© 2026 Hilltop Securities Inc. All rights reserved. Member FINRA/SIPC/NYSE

are sold at market rates. Our professionals will conduct pre-pricing calls with the City and the underwriters, set marketing priorities, monitor all orders, and balance requests for re-pricing.

HilltopSecurities constant evaluation of alternatives to re-marketing and the implementation of those alternatives, when appropriate, will be highly beneficial to the City. We will recommend approval of final pricing only after our underwriting desk has assured the City that the borrowing has achieved a fair cost of capital for the sale date, based on to-the-minute market conditions for that type of security.

As noted in the diagram to the right, HilltopSecurities relies on three sources of information when negotiating with underwriters. HilltopSecurities has the technological resources and personnel to gather data from all three of these sources, and as such, we do not have to rely on outside or third-party firms to gather such data. Each resource provides insight into the value of an issuer's bonds on any given market day. Many of our competitors simply rely on spread to Municipal Market Data ("MMD"), and while MMD has its uses, it has proven faulty in down and volatile markets.

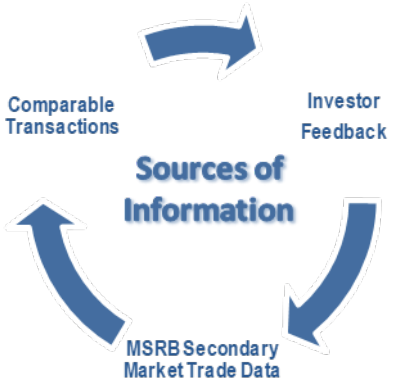

Prior to each transaction, we will send the City pre-pricing information regarding how the City's outstanding bonds priced initially with a spread to MMD, along with information as to how those bonds have traded in the secondary market. We also will give the City current market data and scales reflecting what our underwriting desk believes are the current trading values for the City's new issue. This information will provide the basis of professional negotiations with the underwriters.

	Conditions Favoring Competitive Sale	Conditions Favoring Negotiated Sale
Debt Structure ❖ Pledge ❖ Debt Instrument	✓ General Obligation ✓ Serial or term CIBs	✓ System or project supported revenues ✓ Derivatives, discounts, CABs, PACs
Credit Quality ❖ Rating ❖ Outlook	✓ Highly Rated ✓ Stable	✓ Lower Rated ✓ Weak or negative
Market Conditions ❖ Interest Rates ❖ Supply & Demand	✓ Stable, predictable ✓ Strong investor demand, good liquidity, light forward calendar	✓ Volatile or declining market ✓ Oversold Market /heavy supply
Policy Considerations ❖ Participation in Sale of Bonds ❖ Stimulation of Investor Interest	✓ Broad Market Participation desired for Sale of Bonds/Notes ✓ Broad Market Participation desired for Purchase of Bonds/Notes	✓ Desire to ensure the participation of MBE/WBE and/or regional and retail firms ✓ Desire to make bonds/notes available to regional investors

© 2026 Hilltop Securities Inc. All rights reserved. Member FINRA/SIPC/NYSE

The determination as to whether to issue through a negotiated sale of a competitive sale has vexed governmental issuers for generations. Our philosophy is that there is no one method which produces the best results across all markets. Rather, we would recommend that the City consider the following variables when choosing a method of sale for a particular issuance.

- **Market Conditions**. In volatile market conditions, a negotiated sale provides the City with more control over pricing. In an improving market or stable market, a competitive sale may offer some savings.
- **Timing**. The need to move quickly would argue for negotiated sale. A competitive transaction would be more appropriate for a deliberate financing schedule.
- **Type and Rating of Bonds**. A higher rated, seasoned credit is more appropriate for a competitive process. Lower rated or new credits would call for a negotiated sale.
- **Maturities**. Shorter maturities are more appropriate for competitive sale. Longer maturities can be better sold as negotiated sale, as there are fewer buyers and may require a tailored approach.
- **Nature of Sale**. General obligations are usually ripe for competitive sale. Revenues bonds are often sold by negotiated sale as the universe of buyers may be reduced.
- **Refunding Opportunities**. Refunding opportunities are usually best executed as negotiated financings, although they can be completed on a competitive basis.
- **Desire to Include MBE/DBE**. Often a goal of our clients is to include MBE/DBE in a financing. A negotiated sale is the best vehicle to have MBE/DBE include meaningful participation.
- **Time of Year**. Often firms are willing to bid more aggressively as the year closes to improve year end statistics.

v. Indicate the activities your firm would undertake in facilitating the sale and marketing of the City's debt issue. Describe in detail related experience with such activities.

Independent Pricing Advice During Sale

As a large participant in the municipal market, HilltopSecurities will represent the City in all areas of pricing and sale of its debt instruments. In our role as financial advisor, the firm's capital markets group routinely provides recommendations regarding the following matters based on its active market involvement and extensive institutional investor relationships:

- Structure
- Call options and premiums
- Yields
- Coupons
- Placement of Term Bonds and pricing
- Serial Bonds and Pricing
- Capital Appreciation Bonds and pricing
- Cost effectiveness of insurance
- Credit aspects
- Underwriters' takedown and spread
- Syndicate rules
- Allocation of bonds

In short, our capital markets capabilities and expertise provide an enormous advantage to the City and differentiate Hilltop from "independent" advisory firms, which do not have principal market involvement and capabilities.

© 2026 Hilltop Securities Inc. All rights reserved. Member FINRA/SIPC/NYSE

Because HilltopSecurities is a registered broker-dealer and underwriter of new issue municipal securities, we are uniquely qualified among financial advisory firms to monitor existing transactions, provide timely market developments, recommend appropriate structures, and provide advice on the timing of offerings for our financial advisor clients. **Importantly, however, the firm will not underwrite any of the City's securities while serving as financial advisor.** In many ways, our financial advisory clients have the advantage of drawing upon the advice and recommendations of not only their own underwriters, but also the underwriters on HilltopSecurities' desk, as seasoned professionals spend as much of their time assisting Hilltop's financial advisory clients. HilltopSecurities, on average, is involved in more than 18 deals per week as financial advisor or underwriter. Our underwriting professionals work in partnership with our financial advisory professionals from the beginning preliminary structuring, updating with current scales and coupon ideas, call features, to priority of order decisions and final allocations of the senior managing underwriter. They understand all facets of the underwriting process, from how to capture the largest retail sales percentage to working with the most difficult institutional orders. This unparalleled expertise has provided our financial advisory clients superior services compared to "independent" financial advisors that do not employ these professionals.

We strongly believe that this approach distinguishes our services from our competitors, but most importantly, it provides a higher quality service to our clients and allows them to achieve the lowest possible cost of borrowing. The City can be confident that when the time arrives to price its issue, our professional capital markets staff will assist over every detail of the transaction and obtain the most value for the securities the market will allow.

Additional Guidance Pre & Post Sale

In addition to our extensive capital markets support during the sale process, HilltopSecurities routinely provides our clients with pre- and post-sale analyses. This includes market information and news, economic data, and comparables that are used for benchmarking purposes. This information provides our clients with both current market information around the sale date as well as a historical record as it relates to a particular bond pricing.

For some clients and complex credits, we have further provided assistance with investor roadshows. Often this has taken the form of pre-recorded presentation material that investors can review in conjunction with the preliminary official statement prior to sale.

Bank Loans and Other Private Debt

For bank loans and other private debt, HilltopSecurities would assist in the development of a request for lending proposals that provides concise terms and conditions associated with a proposed loan. We would provide assistance with the evaluation and comparison of responses and provide input and recommendations as to the most advantageous proposal based upon responses received considering factors such as interest cost and fees, prepayment provisions, covenants, and other conditions proposed. We would further provide analysis including analytical comparisons of the proposals and provide financing schedules.

© 2026 Hilltop Securities Inc. All rights reserved. Member FINRA/SIPC/NYSE

vi. Describe the duties and responsibilities the firm would perform and assume in a refunding operation for purposes of refinancing the City's existing debt. Indicate the firm's experience in this area.

As financial advisor, HilltopSecurities routinely monitors our clients' debt portfolios for refunding savings opportunities. Historically, tax-exempt to tax-exempt advance refundings have been a significant amount of the municipal issuance in the market. However, with the passage of the federal tax reform this is no longer an option.

HilltopSecurities will assist the City with monitoring and executing refunding opportunities that achieve net economic benefit. We utilize industry-leading financial software packages to easily monitor our client's debt portfolios in order to capitalize on refunding opportunities when favorable market conditions are present. Refundings may include current refundings (short escrow period), taxable advance refundings, Cinderella refundings, forward delivery refundings, tender refunding, and other alternatives available in the market. Our team possesses a wealth of knowledge and decades of experience with many of these types of refunding transactions, and we routinely provide alternative options to our clients for consideration. Knowing the integral tax implications, such as transferred proceeds, and other considerations are key to successfully identifying and executing the most efficient refunding transactions.

When evaluating a particular refunding, we provide our financial advisory clients analysis and advice on the best approach to refunding, and the type of financing that would provide optimal savings, timing, and efficiency. The analysis that we perform provides savings schedules comparing existing debt service both on a future value and present value basis taking into consideration all costs and expenses associated with a particular financing. In addition, we provide our clients input on levels of present value savings as a percentage of bonds refunded as well as the efficiency of the escrow (negative arbitrage).

While a refunding transaction has many components similar to a new money financing, instead of funding project cost the financing is funding the cost of redeeming or defeasing existing debt obligations. We have the technical expertise to efficiently size an escrow fund incorporating interest earnings on securities purchased and placed in the escrow account. Furthermore, our structured finance group has extensive experience serving as bidding agent for open market escrow securities as an alternative to State and Local Government Series securities (SLGS). This capability allows us to compare the options for economic purposes, and the ability to complete a refunding when the federal government closes the SLGS window.

City of Fernandina Beach's Refunding Opportunities

As shown in the City's outstanding debt table included in our response to question 4(c)(i), the City has minimal refunding opportunities given that many of the financings have interest rates that are not currently economical to refinance. HilltopSecurities has assisted the City in the past with identifying and achieve debt service savings through refunding transactions, including the City's last Utility System refunding transaction in December 2025 which generated over $738K in NPV savings or 4.52% of refunded par. Below is a brief summary where we assisted the City with refunding transactions in the past.

© 2026 Hilltop Securities Inc. All rights reserved. Member FINRA/SIPC/NYSE

HilltopSecurities Experience as Financial Advisor to City of Fernandina Beach on Refundings			
Date	Refunding Issue	PV Savings	PV Savings %
12/12/2025	Utility System Refunding Revenue Note, Series 2025	$738,130	4.52%
9/20/2016	Marina Refunding and Revenue Note, Series 2016B	$78,320	3.27%
9/20/2016	Capital Improvement Refunding and Revenue Note, Series 2016A	$23,943	1.54%
3/17/2015	Utility System Subordinate Refunding Revenue Note, Series 2015	$647,025	14.91%
6/12/2013	Utility System Refunding Revenue Bonds, Series 2013A	$1,969,415	6.07%
10/20/2010	Capital Improvement Refunding Revenue Notes, Series 2010	$426,514	6.54%
10/20/2010	General Obligation Refunding Notes, Series 2010	$490,232	12.35%
5/20/2004	Utility Revenue Refunding Bonds, Series 2004	$344,806	5.71%

5. Fees for Services

The cost portion of the proposal should include the following element:

a. Describe the firm's proposed fee schedule for the requested services and for various alternatives. Indicate the impact on the fee structure of a competitive sale versus a negotiated sale.

Annual Retainer Fees

HilltopSecurities will charge an annual retainer of $10,000 for services provided not related to the specific issuance of debt instruments. Such retainer will be paid quarterly, in arrears, and shall cover up to 10-hours per quarter.

Debt Transaction Fees

HilltopSecurities proposes fees in the following table for financial advisory services related to specific issuances of debt instruments including competitive and negotiated bonds, bank loans, etc. Transaction fees will not exceed those contained in the following fee schedule.

Debt Transaction Fee	
Principal Amount	**Fee**
First $15 million of Debt Issuance	$1.25 per $1,000
Plus: For Amounts between $15 million - $40 million	$1.00 per $1,000
Plus: For Amounts over $40 million	$0.75 per $1,000
Minimum Fee	$18,000

These debt transaction fees are contingent upon the successful closing of the debt transaction. Multiple series or new money and refunding issuance completed at the same time will be treated as separate transactions.

Arbitrage Rebate Compliance Services Fees

HilltopSecurities proposes the following fees in connection with providing arbitrage rebate compliance services. Arbitrage rebate calculation services will be provided through our affiliate, Hilltop Securities Asset Management, LLC.

© 2026 Hilltop Securities Inc. All rights reserved. Member FINRA/SIPC/NYSE

Debt Transaction Fee	
Description	**Fee**
Base Fee per Computation Year (fee per issue per computation year)	$1,600
Other Services Available: - IRS Refund Request	$3,000

The Base Fee includes commingled funds analysis and calculation, spending exception analysis and calculations, yield restriction analysis and calculations, parity reserve fund calculations, transferred proceeds calculations, universal cap calculations, debt service fund calculations, preparation of all required IRS paperwork for making a rebate payment / yield reduction payment, retention of records provided for arbitrage computations, IRS audit assistance, delivery of rebate calculations each year that meets the timing requirements of the audit schedule, and on-site meetings (as appropriate) to discuss calculation results / subsequent planning items.

b. Consulting services may be requested in situations that do not involve a debt issue. Explain how the firm would bill for such services, including a proposed billing procedure and rates.

HilltopSecurities proposes an annual retainer outlined above that will provide the City up to 10-hours per quarter for non-debt transaction related financial advisory services. HilltopSecurities proposes the following hourly fees for services requested that exceed the allotted hours under the annual retainer. Due to the nature of financial advisory services and our business, HilltopSecurities bills in half-hour increments.

Position	Discounted Hourly Rate
Managing Director / Director / Senior Vice President	$300
Vice President / Assistant Vice President	$250
Associate / Analyst	$200

c. Indicate the firm's policy regarding out-of-pocket and/or indirect cost expenses; if such expenses would be reimbursable from the City, itemize the types of expenses and basis of billing by expense type.

Reimbursable Expenses

The City would be responsible for typical transaction-related expenses, **if and when applicable**, whether they are charged directly to the City as expenses or by HilltopSecurities as reimbursable expenses. The payment of reimbursable expenses that HilltopSecurities has assumed on behalf of the City are NOT contingent upon the delivery of bonds or debt instrument and are due at the time that services are rendered and payable upon receipt of an invoice submitted by HilltopSecurities. Proposed charges may include items as listed below.

- Travel, lodging and meals, provided travel occurs in coach class
- Courier services and photocopies
- Third party expenses, such as advertising, incurred on behalf of the County

© 2026 Hilltop Securities Inc. All rights reserved. Member FINRA/SIPC/NYSE

For reimbursable expenses, HilltopSecurities proposes to cap the out-of-pocket expenses per issue at the lesser of actual cost or $1,000, excluding out-of-state travel which will be billed at cost.

d. A listing of an and all additional charges not specifically identified herein.

Other Services and Fees

If ancillary services are requested by the City, fees for services including continuing disclosure, asset management or advisory, swap advisory, bidding agent, and other non-traditional services (e.g. P3) will be based on a mutually agreed upon fee schedule.

© 2026 Hilltop Securities Inc. All rights reserved. Member FINRA/SIPC/NYSE

Appendix A

Statement of Financial Condition as of December 31, 2025

Appendix A

HilltopSecurities
Investment Banking Solutions

© 2026 Hilltop Securities Inc. All rights reserved. Member FINRA/SIPC/NYSE



Hilltop Securities Inc.

Statement of Financial Condition
As of December 31, 2025
With Report of Independent Registered Public Accounting Firm

Filed pursuant to Rule 17a(3)(3) under the
Securities Exchange Act of 1934
as a PUBLIC DOCUMENT

UNITED STATES
SECURITIES AND EXCHANGE COMMISSION
Washington, D.C. 20549

OMB APPROVAL
OMB Number: 3235-0123 Expires: Nov. 30, 2026 Estimated average burden hours per response: 12

SEC FILE NUMBER

ANNUAL REPORTS
FORM X-17A-5
PART III

FACING PAGE

Information Required Pursuant to Rules 17a-5, 17a-12, and 18a-7 under the Securities Exchange Act of 1934

FILING FOR THE PERIOD BEGINNING January 1, 2025 (MM/DD/YY) AND ENDING December 31, 2025 (MM/DD/YY)

A. REGISTRANT IDENTIFICATION

NAME OF FIRM: Hilltop Securities Inc.

TYPE OF REGISTRANT (check all applicable boxes):

☒ Broker-dealer ☐ Security-based swap dealer ☐ Major security-based swap participant

☐ Check here if respondent is also an OTC derivatives dealer

ADDRESS OF PRINCIPAL PLACE OF BUSINESS: (Do not use a P.O. box no.)

717 N. Harwood Street, Suite 3400
(No. and Street)

Dallas | TX | 75201
(City) | (State) | (Zip Code)

PERSON TO CONTACT WITH REGARD TO THIS FILING

Laura Leventhal | 214-859-1026 | laura.leventhal@hilltopsecurities.com
(Name) | (Area Code – Telephone Number) | (Email Address)

B. ACCOUNTANT IDENTIFICATION

INDEPENDENT PUBLIC ACCOUNTANT whose reports are contained in this filing*

PriceWaterhouse Coopers LLP
(Name – if individual, state last, first, and middle name)

2121 N. Pearl Street | Dallas | TX | 75201
(Address) | (City) | (State) | (Zip Code)

October 20, 2003 | 238
(Date of Registration with PCAOB)(if applicable) | (PCAOB Registration Number, if applicable)

FOR OFFICIAL USE ONLY

* Claims for exemption from the requirement that the annual reports be covered by the reports of an independent public accountant must be supported by a statement of facts and circumstances relied on as the basis of the exemption. See 17 CFR 240.17a-5(e)(1)(ii), if applicable.

Persons who are to respond to the collection of information contained in this form are not required to respond unless the form displays a currently valid OMB control number.

OATH OR AFFIRMATION

I, Bradley Winges, swear (or affirm) that, to the best of my knowledge and belief, the financial report pertaining to the firm of Hilltop Securities Inc., as of 12/31, 2025, is true and correct. I further swear (or affirm) that neither the company nor any partner, officer, director, or equivalent person, as the case may be, has any proprietary interest in any account classified solely as that of a customer.

Signature: M. Bradley Winges

Title: President and Chief Executive Officer

Vilma I. Galvan

Notary Public

VILMA I GALVAN
Notary Public, State of Texas
Comm. Expires 02-17-2030
Notary ID 10749327

This filing contains (check all applicable boxes):**

- ☒ (a) Statement of financial condition.
- ☒ (b) Notes to consolidated statement of financial condition.
- ☐ (c) Statement of income (loss) or, if there is other comprehensive income in the period(s) presented, a statement of comprehensive income (as defined in § 210.1-02 of Regulation S-X).
- ☐ (d) Statement of cash flows.
- ☐ (e) Statement of changes in stockholders' or partners' or sole proprietor's equity.
- ☐ (f) Statement of changes in liabilities subordinated to claims of creditors.
- ☐ (g) Notes to consolidated financial statements.
- ☐ (h) Computation of net capital under 17 CFR 240.15c3-1 or 17 CFR 240.18a-1, as applicable.
- ☐ (i) Computation of tangible net worth under 17 CFR 240.18a-2.
- ☐ (j) Computation for determination of customer reserve requirements pursuant to Exhibit A to 17 CFR 240.15c3-3.
- ☐ (k) Computation for determination of security-based swap reserve requirements pursuant to Exhibit B to 17 CFR 240.15c3-3 or Exhibit A to 17 CFR 240.18a-4, as applicable.
- ☐ (l) Computation for Determination of PAB Requirements under Exhibit A to § 240.15c3-3.
- ☐ (m) Information relating to possession or control requirements for customers under 17 CFR 240.15c3-3.
- ☐ (n) Information relating to possession or control requirements for security-based swap customers under 17 CFR 240.15c3-3(p)(2) or 17 CFR 240.18a-4, as applicable.
- ☐ (o) Reconciliations, including appropriate explanations, of the FOCUS Report with computation of net capital or tangible net worth under 17 CFR 240.15c3-1, 17 CFR 240.18a-1, or 17 CFR 240.18a-2, as applicable, and the reserve requirements under 17 CFR 240.15c3-3 or 17 CFR 240.18a-4, as applicable, if material differences exist, or a statement that no material differences exist.
- ☐ (p) Summary of financial data for subsidiaries not consolidated in the statement of financial condition.
- ☒ (q) Oath or affirmation in accordance with 17 CFR 240.17a-5, 17 CFR 240.17a-12, or 17 CFR 240.18a-7, as applicable.
- ☐ (r) Compliance report in accordance with 17 CFR 240.17a-5 or 17 CFR 240.18a-7, as applicable.
- ☐ (s) Exemption report in accordance with 17 CFR 240.17a-5 or 17 CFR 240.18a-7, as applicable.
- ☐ (t) Independent public accountant's report based on an examination of the statement of financial condition.
- ☒ (u) Independent public accountant's report based on an examination of the financial report or financial statements under 17 CFR 240.17a-5, 17 CFR 240.18a-7, or 17 CFR 240.17a-12, as applicable.
- ☐ (v) Independent public accountant's report based on an examination of certain statements in the compliance report under 17 CFR 240.17a-5 or 17 CFR 240.18a-7, as applicable.
- ☐ (w) Independent public accountant's report based on a review of the exemption report under 17 CFR 240.17a-5 or 17 CFR 240.18a-7, as applicable.
- ☐ (x) Supplemental reports on applying agreed-upon procedures, in accordance with 17 CFR 240.15c3-1e or 17 CFR 240.17a-12, as applicable.
- ☐ (y) Report describing any material inadequacies found to exist or found to have existed since the date of the previous audit, or a statement that no material inadequacies exist, under 17 CFR 240.17a-12(k).
- ☐ (z) Other: _____

***To request confidential treatment of certain portions of this filing, see 17 CFR 240.17a-5(e)(3) or 17 CFR 240.18a-7(d)(2), as applicable.*

Hilltop Securities Inc.
Statement of Financial Condition
Index
December 31, 2025

Report of Independent Registered Public Accounting Firm 1

Financial Statement

Statement of Financial Condition 2

Notes to Financial Statement 3

Report of Independent Registered Public Accounting Firm

To the Board of Directors and Stockholder of Hilltop Securities Inc.

Opinion on the Financial Statement – Statement of Financial Condition

We have audited the accompanying statement of financial condition of Hilltop Securities Inc. (the "Company") as of December 31, 2025, including the related notes (collectively referred to as the "financial statement"). In our opinion, the financial statement presents fairly, in all material respects, the financial position of the Company as of December 31, 2025 in conformity with accounting principles generally accepted in the United States of America.

Basis for Opinion

The financial statement is the responsibility of the Company's management. Our responsibility is to express an opinion on the Company's financial statement based on our audit. We are a public accounting firm registered with the Public Company Accounting Oversight Board (United States) (PCAOB) and are required to be independent with respect to the Company in accordance with the U.S. federal securities laws and the applicable rules and regulations of the Securities and Exchange Commission and the PCAOB.

We conducted our audit of this financial statement in accordance with the standards of the PCAOB. Those standards require that we plan and perform the audit to obtain reasonable assurance about whether the financial statement is free of material misstatement, whether due to error or fraud.

Our audit included performing procedures to assess the risks of material misstatement of the financial statement, whether due to error or fraud, and performing procedures that respond to those risks. Such procedures included examining, on a test basis, evidence regarding the amounts and disclosures in the financial statement. Our audit also included evaluating the accounting principles used and significant estimates made by management, as well as evaluating the overall presentation of the financial statement. We believe that our audit provides a reasonable basis for our opinion.

PricewaterhouseCoopers LLP

February 20, 2026

We have served as the Company's auditor since 2013.

Hilltop Securities Inc.
Statement of Financial Condition
December 31, 2025

(dollars in thousands, except par and redemption values)

Assets		
Cash	$	97,200
Assets segregated for regulatory purposes		20,211
Receivable from brokers, dealers and clearing organizations		1,751,277
Receivable from clients, net of allowance for credit losses of $26		244,905
Securities owned, at fair value		608,595
Securities purchased under agreements to resell		55,976
Goodwill		7,008
Customer intangibles, net of accumulated amortization of $16,383		417
Operating lease right-of-use assets		32,507
Fixed assets, at cost, less accumulated depreciation of $47,009		13,564
Deferred tax asset, net		9,988
Other assets and receivables, net of allowance for credit losses of $1,887 (including $5,554 due from affiliates)		69,857
Total assets	$	2,911,505
Liabilities and Stockholder's Equity		
Payable to brokers, dealers and clearing organizations (including $4,787 due to affiliate)	$	1,523,291
Payable to clients (including $404 clearing deposit due to affiliates)		210,041
Drafts payable		13,735
Securities sold, not yet purchased, at fair value		37,955
Securities sold under agreements to repurchase		273,055
Commercial paper		254,363
Note payable due to Hilltop Holdings Inc.		11,250
Operating lease liabilities		42,762
Subordinated debt due to Hilltop Holdings Inc.		42,000
Accrued expenses and other liabilities (including $29,620 due to affiliates)		159,537
Total liabilities		2,567,989
Stockholder's equity:		
Series A preferred stock, $20 par value, $1,000 redemption value; authorized 100,000 shares; no shares issued and outstanding		-
Class A voting common stock of $1 par value; authorized 10,000 shares; issued and outstanding 2,820 shares		3
Class B nonvoting common stock of $1 par value; authorized 10,000 shares; no shares issued and outstanding		-
Additional paid-in capital		302,539
Retained earnings		40,974
Total stockholder's equity		343,516
Total liabilities and stockholder's equity	$	2,911,505

The accompanying notes are an integral part of this financial statement.

1. Organization

Hilltop Securities Inc. (the "Company"), a Delaware Company and a wholly owned subsidiary of Hilltop Securities Holdings LLC ("Securities Holdings"), a wholly owned subsidiary of Hilltop Holdings Inc. ("Parent"), is a New York Stock Exchange ("NYSE") member broker-dealer, a registered investment advisor, a member of the Financial Industry Regulatory Authority ("FINRA") and a member of the Securities Investor Protection Corporation ("SIPC"). The Company is registered with the Securities and Exchange Commission (the "SEC") as a broker-dealer under the Securities Exchange Act of 1934 ("Exchange Act") and as a registered investment advisor under the Investment Advisors Act of 1940. The Company is also registered with the Commodity Futures Trading Commission ("CFTC") as a non-guaranteed introducing broker and is a member of the National Futures Association ("NFA").

2. Summary of Significant Accounting Policies

Securities Transactions
Proprietary securities transactions are recorded on trade date. Clients' securities and commodities transactions are reported on a settlement date basis.

Marketable securities are valued at fair value, based on quoted market prices, and securities not readily marketable are valued at fair value as determined by management**.** The Company evaluates fair value measurements by considering observable data that may include prices from independent pricing services, dealer quotes, market spreads, cash flows, the U.S. Treasury yield curve, live trading levels, trade execution data, and the financial instruments' terms and conditions, among other factors.

The net receivable or payable arising from unsettled trades is reflected in receivable from or payable to brokers, dealers and clearing organizations in the statement of financial condition.

Fixed Assets and Depreciation
Fixed assets are comprised of furniture and equipment ($5,183) and leasehold improvements ($8,381) which are stated at cost, less accumulated depreciation. Depreciation of furniture and equipment is provided over the estimated useful lives of the assets (from three to seven years), and depreciation on leasehold improvements is provided over the shorter of the useful life or the lease term (up to eleven years) using the straight-line method. Additions, improvements and expenditures for repairs and maintenance that significantly extend the useful life of an asset are capitalized.

Goodwill and Customer Intangibles
Goodwill represents the excess of cost over the fair value of the net assets acquired. The Company performs required annual impairment tests of its goodwill as of October 1st. The goodwill impairment test requires the Company to make judgments in determining what assumptions to use in the calculation. The process consists of estimating the fair value of the Company based on valuation techniques, including a discounted cash flow model using revenue and profit forecasts and recent industry transactions and trading multiples of the Company's peers, and comparing those estimated fair values with the carrying values of the assets and liabilities of the Company, which includes goodwill. If the estimated fair value is less than the carrying value, the Company recognizes an impairment charge for the amount by which the carrying amount exceeds the Company's fair value; however, the loss recognized will not exceed the total amount of goodwill recorded.

At October 1, 2025, the Company determined that the estimated fair value of the Company exceeded its carrying value. As a result, the Company concluded that the Company's goodwill was not impaired.

The Company has a customer relationship intangible as part of the merger of SWS Group, Inc., the former parent of the Company, with the Parent in January 2015, which is being amortized over a 14 year period, at a rate based on the sum of the year's digits.

The Company determined that no impairment for the Company's intangible asset was necessary as of December 31, 2025.

To the extent the future operating performance of the Company remains challenged and below forecasted projections during 2026, significant assumptions such as expected future cash flows or the risk-adjusted discount rate used to estimate fair value are adversely impacted, or upon the occurrence of what management would deem to be a triggering event that could, under certain circumstances, cause the Company to perform impairment tests on its goodwill and other intangible asset, an impairment charge may be recorded for that period.

While certain valuation assumptions and judgments may change to account for operating performance of the Company and overall economic conditions, the Company does not anticipate significant changes in methodology used to determine the fair value of its goodwill, intangible asset and other long-lived assets. The Company will continue to monitor developments regarding future operating performance, overall economic conditions, market capitalization, and any other triggering events or circumstances that may indicate an impairment in the future.

Resale and Repurchase Agreements
Transactions involving purchases of securities under agreements to resell (reverse repurchase agreements or reverse repos) or sales of securities under agreements to repurchase (repurchase agreements or repos) are accounted for as collateralized financings. It is the policy of the Company to obtain possession of collateral with a fair value equal to or in excess of the principal amount loaned under resale agreements. Collateral is valued daily, and the Company may require counterparties to deposit additional collateral or return collateral pledged when appropriate. Interest payable and interest receivable on these amounts are included in the statement of financial condition in accrued expenses and other liabilities and other assets and receivables, respectively.

Leases
The Company determines if an arrangement is a lease at inception. Operating leases with a term of greater than one year are included in operating lease right-of-use ("ROU") assets and operating lease liabilities on the Company's statement of financial condition. The Company has lease agreements with lease and non-lease components, which are generally accounted for as a single lease component. Leases of low-value assets are assessed on a lease-by-lease basis to determine the need for statement of financial condition capitalization.

ROU assets represent the Company's right to use an underlying asset for the lease term and lease liabilities represent its obligation to make lease payments arising from the lease. Operating lease ROU assets and liabilities are recognized on the lease commencement date based on the present value of lease payments over the lease term. As most of the Company's leases do not provide an implicit rate, the Company uses the incremental borrowing rate commensurate with the lease term based on the information available at the lease commencement date in determining the present value of lease

payments. No significant judgments or assumptions were involved in developing the estimated operating lease liabilities as the Company's operating lease liabilities largely represent the future rental expenses associated with operating leases, and the incremental borrowing rates are based on publicly available interest rates. The operating lease ROU asset also includes any lease payments made and excludes lease incentives. The Company's lease terms may include options to extend or terminate the lease. These options to extend or terminate are assessed on a lease-by-lease basis, and the ROU assets and lease liabilities are adjusted when it is reasonably certain that an option will be exercised.

The Company has subleases with the Parent and its subsidiaries, which are accounted for as operating leases.

Internal Use Software
The Financial Accounting Standards Board's ("FASB") Accounting Standards Update ("ASU") 2018-15 aligns the requirements for capitalizing implementation costs incurred in a hosting arrangement that is a service contract with the requirements for capitalizing implementation costs incurred to develop or obtain internal-use software (and hosting arrangements that include internal-use software licenses). The Company's service contracts in a cloud computing arrangement (hosting arrangement) are capitalized according to policy, amortized over the term of the hosting arrangement and included in the statement of financial condition in other assets and receivables.

Securities Borrowing and Lending Activities
Securities borrowed and securities loaned transactions are generally reported as collateralized financings. Securities borrowed transactions require the Company to deposit cash, letters of credit, or other collateral with the lender. With respect to securities loaned, the Company receives collateral in the form of cash in an amount generally in excess of the fair value of securities loaned. The Company monitors the fair value of securities borrowed and loaned on a daily basis, with additional collateral obtained or refunded as necessary. Securities borrowed and securities loaned transactions are recorded at the amount of cash collateral advanced or received adjusted for additional collateral obtained or received. Securities borrowed and securities loaned, as well as the interest accrued on such transactions are included in the statement of financial condition in receivables from and payables to brokers, dealers and clearing organizations.

Drafts Payable
In the normal course of business, the Company uses drafts to make payments relating to its brokerage transactions. These drafts are presented for payment through an unaffiliated bank and are sent to the Company daily for review and acceptance. Upon acceptance, the drafts are paid.

Cash Flow Reporting
The Company considers cash to include cash on hand and in bank accounts. In addition, highly liquid debt instruments purchased with maturities of three months or less, when acquired, are considered to be cash equivalents. The Federal Deposit Insurance Corporation ("FDIC") insures deposit accounts up to $250. At December 31, 2025, the cash balances included $96,195 that was not federally insured because they exceeded federal insurance limits. This at-risk amount is subject to fluctuation on a daily basis.

Derivative Financial Instruments
The Company uses various derivative financial instruments to mitigate interest rate risk. The Company uses forward commitments to both purchase and sell mortgage backed securities to facilitate customer transactions and as a means to hedge related exposure to interest rate risk in certain inventory positions.

Additionally, the Company uses U.S. treasury bond and interest rate futures related contracts, credit default swaps and municipal market data ("MMD") rate locks to hedge changes in the fair value of its securities.

Derivative financial instruments arise from the execution of forward purchase commitments of mortgage-backed securities with certain clients, which allow those clients to make mortgage loans at agreed-upon rates. The Company hedges the interest rate risk generated by the forward purchase commitments by executing forward sales of to-be-announced mortgage-backed securities (TBA). The amount hedged is influenced by the Company's expected ratio of the forward purchase commitments that will not be securitized into mortgage-backed securities as part of the program (fallout rate). The Company uses historical experience, changes in interest rates, and other factors to project the fallout rate.

While the forward purchase commitments, TBAs, and U.S. treasury bonds and interest rate futures contracts, credit default swaps and MMD rate locks meet the definition of a derivative under the provisions of FASB's Accounting Standards Codification ("ASC") 815 "*Derivatives and Hedging*," they do not qualify for hedge accounting. These derivative securities are carried at fair value and recorded in other assets and receivables and accrued expenses and other liabilities in the statement of financial condition.

Certain financial instruments, including resale and repurchase agreements, securities lending arrangements and derivatives, may be eligible for offset in the statement of financial condition and/or subject to master netting arrangements or similar agreements. The Company generally enters into master netting agreements and collateral agreements with its counterparties. These agreements provide the Company with the right, in the event of a default by the counterparty, to net a counterparty's rights and obligations under the agreement, and to liquidate and set off collateral against any net amount owed by the counterparty. The Company presents required disclosures related to collateral and derivative positions on a gross basis.

Derivative contracts expose the Company to credit risk, the risk that derivative counterparties may fail to meet their payment obligations under the derivative contracts and the collateral, if any, held by the Company proves to be of insufficient value to cover the payment obligation. While derivative receivables expose the Company to credit risk, derivative payables expose the Company to liquidity risk, as the derivative contracts typically require the Company to post cash or securities collateral with counterparties as the fair value of the contracts move in the counterparties' favor.

Income Taxes
The Company files consolidated federal return and combined state income tax returns with its Parent, including its taxable income or losses in the Parent's returns. Under a written tax-share agreement, the Parent collects from or refunds to the Company federal and state income taxes determined as if the Company filed separate income tax returns. The Company generally settles with the Parent on a quarterly basis for federal and unitary state income tax estimated payments, yearly for the tax provision and yearly when the federal and unitary state tax returns are finalized. In certain states, the Company pays and files on a separate company basis.

For purposes of this financial statement, income taxes are computed on the benefits-for-loss method. Income taxes are accounted for under the asset and liability method. Deferred tax assets and liabilities are recognized for the estimated future tax consequences attributable to differences between the financial statement carrying amounts of existing assets and liabilities and their respective tax bases and operating loss and tax credit carryforwards. Deferred tax assets and liabilities are measured using enacted tax rates

in effect for the year in which those temporary differences are expected to be recovered or settled. The effect on deferred tax assets and liabilities of a change in tax rates is recognized in income in the period that includes the enactment date.

The Company assesses the ability to realize its deferred tax assets based upon the weight of available evidence, both positive and negative. To the extent the Company believes that it is more likely than not that some portion or all of the deferred tax assets will not be realized, the Company will establish a valuation allowance.

On July 4, 2025, legislation referred to as "H.R. 1: One Big Beautiful Bill Act" ("OBBBA") was signed into law and, among other changes, will modify the tax year in which certain business deductions, primarily depreciation of capital asset additions, are allowed and therefore will influence the time within which income tax payments must be made. The Company presently expects the permanent disallowance of certain business expenses under the OBBBA and related rules will increase the Company's future effective income tax rate slightly. The Company is continuing to evaluate the enacted provisions of the new law including additional regulatory or interpretive guidance as that becomes available for potential impacts on the Company's financial statement as appropriate.

Fair Value of Financial Instruments
Fair value accounting establishes a framework for measuring fair value. Under fair value accounting, fair value refers to the price that would be received to sell an asset or paid to transfer a liability in an orderly transaction between market participants on the measurement date in the principal market in which the reporting entity transacts. Further, fair value should be based on the assumptions market participants would use when pricing the asset or liability. In support of this principle, fair value accounting establishes a fair value hierarchy that prioritizes the information used to develop those assumptions. The fair value hierarchy gives the highest priority to quoted prices in active markets and the lowest priority to unobservable data. Under the standard, fair value measurements are separately disclosed by level within the fair value hierarchy.

The standard describes three levels of inputs that may be used to measure fair value:

- Level 1 — Quoted prices in an active market for identical assets or liabilities. Assets and liabilities utilizing Level 1 inputs include certain inventories held in the Company's securities owned and securities sold, not yet purchased portfolio. Valuation of these instruments does not require a high degree of judgment as the valuations are based on quoted prices in active markets that are readily available.

- Level 2 — Observable inputs other than Level 1 prices, such as quoted prices for similar assets or liabilities in active markets; quoted prices in markets that are not active; or other inputs that are observable or can be corroborated by observable market data for substantially the full term of the assets or liabilities. Assets and liabilities utilizing Level 2 inputs include certain inventories held in the Company's securities owned and securities sold, not yet purchased portfolio and the Company's derivative securities. These financial instruments are valued by quoted prices that are less frequent than those in active markets or by models that use various assumptions that are derived from or supported by data that is generally observable in the marketplace. Valuations in this category are inherently less reliable than quoted market prices due to the degree of subjectivity involved in determining appropriate methodologies and the applicable underlying observable market assumptions.

- Level 3 — Unobservable inputs that are supported by little or no market activity and that are significant to the fair value of the assets and liabilities. These assets and liabilities would have significant inputs that could not be validated by readily determinable market data and generally would involve considerable judgment by management. The Company does not have any financial instrument assets or liabilities utilizing Level 3 inputs.

Recurring basis:
The following is a description of the valuation methodologies used for instruments measured at fair value on a recurring basis and recognized in the accompanying statement of financial condition, as well as the general classification of such instruments pursuant to the valuation hierarchy.

Securities Owned and Securities Sold, Not Yet Purchased Portfolio and Derivatives (which are included in other assets and receivables and accrued expenses and other liabilities on the statement of financial condition).
Securities classified as Level 1 securities primarily consist of financial instruments whose values are based on quoted market prices in active markets such as U.S. government and government agency obligations primarily in U.S. treasury securities and equity securities.

Securities classified as Level 2 securities include financial instruments that are valued using models or other valuation methodologies. These models are primarily industry standard models that consider various assumptions, including time value, yield curve, volatility factors, current market and contractual prices for the underlying financial instruments, as well as other relevant economic measures. Substantially all of these assumptions are observable in the marketplace, can be derived from observable data or are supported by observable levels at which transactions are executed in the marketplace. Securities in this category include corporate obligations, U.S. government and government agency obligations, municipal obligations, certificates of deposit and the Company's derivatives.

Non-recurring basis:

The following methods and assumptions are typically used in estimating the fair value disclosures for financial instruments:

Cash — For cash, the carrying amount is a reasonable estimate of fair value.

Assets Segregated for Regulatory Purposes — Assets segregated for regulatory purposes may consist of cash and securities with carrying amounts that approximate fair value.

Broker, Dealers and Clearing Organizations Receivables and Payables — The carrying amount approximates their fair value.

Client Receivables and Payables – The carrying amount approximates their fair value.

Securities Purchased Under Agreements to Resell and Securities Sold Under Agreements to Repurchase — Securities purchased under agreements to resell are carried at the amounts at which the securities will subsequently be resold as specified in the agreements. Securities sold

under repurchase agreements are reflected at the amount of cash received in connection with the transactions. The carrying amounts approximate fair value due to their short-term nature.

Other Assets and Receivables - The carrying amounts of other assets and receivables approximate their fair values.

Drafts Payable — The carrying amounts approximate their fair values.

Commercial Paper — The carrying amounts approximate fair value due to their short-term nature.

Note Payable Due to Hilltop Holdings Inc.—The fair values are estimated using discounted cash flow analysis based on current incremental borrowing rates for similar types of borrowing arrangements.

Subordinated Debt Due to Hilltop Holdings Inc. — The carrying amounts approximate fair value. The subordinated debt has no maturity date and may be paid at any time by the Company.

Accrued Expenses and Other Liabilities - The carrying amounts of accrued expenses and other liabilities approximate their fair values.

Allowance for Credit Losses

The FASB's ASC 326 "*Financial Instruments-Credit Loss"* ("CECL") sets forth a "current expected credit loss" model that requires entities to measure all credit losses expected over the life of an exposure (or pool of exposures) for financial instruments held at the reporting date based on historical experience, current conditions and reasonable and supportable forecasts.

Receivable from brokers, dealers and clearing organizations
The Company utilizes the collateral maintenance practical expedient for the broker-dealer and clearing organizations accounts that are included in the "receivable from brokers, dealers and clearing organizations" financial statement line item in the statement of financial condition. The accounts in this financial statement line item, which includes securities borrowed, are fully secured by securities and are appropriately marked-to-market on a daily basis to facilitate collateral movements in accordance with underlying agreements. As a result, no reserve was recorded on this balance at December 31, 2025. The Company's receivables from broker-dealers and clearing organizations also include amounts receivable from unsettled trades, including amounts related to futures and options on futures contracts executed on behalf of customers, amounts receivable for securities failed to deliver, accrued interest receivables and cash deposits.

The Company's trades and contracts are cleared through clearing organizations and settled daily. Because of this daily settlement, the amount of unsettled credit exposures is limited to the amount owed the Company for a very short period of time. The Company continually reviews the credit quality of its counterparties and has not experienced a default. The correspondent receivable account represents the net receivable from correspondents for the financing of the correspondents' securities inventory. The receivable is secured by the securities inventory held in custody by the Company.

Receivables from Clients
The allowance for credit losses for receivables from clients includes the allowance for credit losses for customer margin loan losses and represents management's estimate of the expected credit losses in the company's margin loan portfolio. The margin loan portfolio is monitored daily by Company personnel and is evaluated on an individual basis using the collateral maintenance practical expedient as described in CECL, with any unsecured or partially unsecured account balances at the end of the period reserved at 100%. The collateral maintenance practical expedient allows the Company to compare the fair value of the collateral of each loan as of the reporting date to loan value. The underlying collateral of the loans to customers and correspondents is marked to market daily and any required additional collateral is collected. The allowance for customer margin loan losses represents the amount of unsecured loan balances at the end of the period.

Securities purchased under agreements to resell
As stated above under *Resale and Repurchase Agreements*, it is the Company's policy to obtain possession of collateral with a fair value equal to or in excess of the principal amount. The collateral is valued daily, and the Company may require counterparties to deposit additional collateral or return collateral pledged when appropriate. As such, the Company evaluated the securities purchased under agreements to resell using the collateral maintenance practical expedient as described in CECL, with any unsecured or partially unsecured account balances at the end of the period reserved at 100%.

Other assets and receivables
The primary accounts included in other assets and receivables financial statement line item of the statement of financial condition that are subject to CECL are broker notes receivable, public finance services receivables, and various miscellaneous receivable amounts. For the broker notes receivable, the Company estimates the allowance for credit losses by considering credit quality indicators, such as historical recoverability of an outstanding broker note balance from employees that left the Company. As such, management uses a loss rate methodology to determine the required reserve. As of December 31, 2025, the reserves were $1,570. The broker notes receivable represents advances to new brokers that are hired. The broker notes are amortized on a straight-line basis over a period ranging from 2-10 years. These accounts are reserved at 100% if the broker has terminated employment and the advance repayment is in question. Past loss history is used to estimate the reserve required for the actively employed brokers.

For the public finance services receivables and various other smaller accounts grouped in other assets and receivables, the amount of unsettled credit exposures is limited to the amount owed the Company for a very short period of time. The Company has not experienced a default with the counterparties. As a result, the reserves are estimated using a loss rate methodology. These reserves totaled $317. Total CECL reserves included in the other assets and receivables financial statement line item on the statement of financial condition totaled $1,887 at December 31, 2025.

At December 31, 2025, the Company had allowances for credit losses recorded in the statement of financial condition related to the following:

	Balance December 31, 2025	*Allowance for Credit Losses*
Receivable from brokers, dealers and clearing organizations	$ 1,751,277	$ -
Receivable from clients	244,931	(26)
Securities purchased under agreements to resell	55,976	-
Other assets and receivables:		
Broker notes receivables	8,969	(1,570)
Public finance receivables	4,503	(45)
Other	58,272	(272)
	$ 2,123,928	$ (1,913)

Segments
The Company is engaged in a single line of business as a securities broker-dealer, which generates a majority of its revenues from fees and commissions earned from investment advisory and securities brokerage services. The Company has identified its Chief Executive Officer as the chief operating decision maker ("CODM"), who uses pre-tax income, in order to evaluate segment performance, develop strategy and allocate resources. Additionally, the CODM uses excess net capital, which is not a measure of profit and loss, to ensure capital adequacy. Excess net capital is measured in accordance with SEC Rule 15c3-1 (see **Note 13**) and is reconciled to GAAP measures. The Company's operations constitute a single operating segment and therefore, a single reportable segment, because the CODM manages the business activities using information of the Company as a whole. Segment asset balances are presented in the statement of financial condition.

Use of Estimates
The preparation of this financial statement in conformity with accounting principles generally accepted in the United States of America requires management to make estimates and assumptions that affect the reported amounts of assets and liabilities and disclosure of contingent assets and liabilities at the date of the financial statement.

Subsequent Events
The Company has performed an evaluation of subsequent events from January 1, 2026 through February 20, 2026, the date of issuance of the financial statement. There have been no subsequent events that would require recognition and/or disclosure in the financial statement as of December 31, 2025.

3. Assets Segregated For Regulatory Purposes

At December 31, 2025, the Company held cash of $20,211 segregated in special reserve bank accounts for the exclusive benefit of customers under Rule 15c3-3 under the Securities Exchange Act of 1934 ("Exchange Act Rule 15c3-3").

4. Receivable from and Payable to Brokers, Dealers and Clearing Organizations

At December 31, 2025, the Company had receivable from and payable to brokers, dealers and clearing organizations related to the following:

Receivable:		
Securities borrowed	$	1,501,548
Correspondent broker-dealers		108,562
Trades in process of settlement, net		63,811
Clearing organizations		60,612
Securities failed to deliver		5,899
Other		10,845
	$	1,751,277
Payable:		
Securities loaned	$	1,495,133
Correspondent broker-dealers		14,091
Securities failed to receive		3,517
Other		10,550
	$	1,523,291

The Company participates in the securities borrowing and lending business by borrowing and lending securities. Securities borrowed and loaned represent deposits made to or received from other broker-dealers relating to these transactions. These deposits approximate the market value of the underlying securities. All open positions are adjusted to market values daily. The Company obtains or releases collateral as prices of the underlying securities fluctuate.

The Company clears securities transactions for correspondent broker-dealers. Proprietary settled securities amounts relating to transactions for these correspondents are included in the receivable from and payable to brokers, dealers and clearing organizations. Securities owned by customers are held as collateral for receivables. At December 31, 2025, the Company held securities as collateral for the receivables from correspondents with an estimated fair value in the amount of $166,701. Financing of the correspondent proprietary securities transactions is discussed in **Note 10**, Borrowings and Commercial Paper.

Securities failed to deliver and receive represent the contractual value of securities that have not been delivered or received subsequent to settlement date.

Certain securities lending arrangements may be eligible for offset in the statement of financial condition and /or subject to master netting arrangements or similar agreements.

The following table provides information about these receivables and payables subject to an enforceable master netting arrangement or similar agreements with offsetting rights and related collateral amounts at December 31, 2025:

				Gross amounts not offset in the statement of financial condition		
Description	Gross amounts of recognized assets/ liabilities [2]	Gross amounts offset in the statement of financial condition	Net amounts of assets/liabilities presented in the statement of financial condition	Financial instruments [3]	Cash Collateral	Net Amount
Securities borrowed [1]	$ 1,501,548	$ -	$ 1,501,548	$ (1,425,084)	$ -	$ 76,464
Securities loaned	1,495,133	-	1,495,133	(1,418,288)	-	76,845

[1] The Company repledged $1,481,879 of securities borrowed in connection with securities lending activities.
[2] Securities borrowed and loaned are not presented net on the statement of financial condition.
[3] Amounts reflect fair value of underlying collateral.

Securities Lending Activities. The Company's securities lending activities includes lending securities for other broker-dealers, lending institutions and its own clearing and retail operations. These activities involve lending securities to other broker-dealers to cover short sales, to complete transactions in which there has been a failure to deliver securities by the required settlement date and as a conduit for financing activities.

When lending securities, the Company receives cash or similar collateral and generally pays interest (based on the amount of cash deposited) to the other party to the transaction. Securities lending transactions are executed pursuant to written agreements with counterparties that generally require securities loaned to be marked-to-market on a daily basis. The Company receives collateral in the form of cash in an amount generally in excess of the fair value of securities loaned. The Company monitors the fair value of securities loaned on a daily basis, with additional collateral obtained or refunded, as necessary. Collateral adjustments are made on a daily basis through the facilities of various clearinghouses. The Company is a principal in these securities lending transactions and is liable for losses in the event of a failure of any other party to honor its contractual obligation. The Company's management sets credit limits with each counterparty and reviews these limits regularly to monitor the risk level with each counterparty. The Company is subject to credit risk through its securities lending activities if securities prices decline rapidly because the value of the Company's collateral could fall below the amount of the indebtedness it secures. In rapidly appreciating markets, credit risk increases due to short positions. The Company's securities lending business subjects the Company to credit risk if a counterparty fails to perform or if collateral securing its obligations is insufficient. In securities transactions, the Company is subject to credit risk during the period between the execution of a trade and the settlement by the customer.

The following table presents the remaining contractual maturities of securities lending transactions accounted for as secured borrowings at December 31, 2025:

	Remaining Contractual Maturity of the Agreements				
	Overnight and Continuous	Up to 30 days	30-90 days	Greater than 90 days	Total
Securities lending transactions					
Corporate securities	$ 52	$ -	$ -	$ -	$ 52
Equity securities	1,495,081	-	-	-	1,495,081
Total borrowings	$ 1,495,133	$ -	$ -	$ -	$ 1,495,133
Gross amount of recognized liabilities for securities lending					$ 1,495,133
Amount related to agreements not included in offsetting disclosure					$ -

5. Receivable from and Payable to Clients

Receivable from and payable to clients include amounts due on cash and margin transactions. Included in these amounts are receivable from and payable to noncustomers (as defined by Exchange Act Rule 15c3-3, principally officers, directors and related accounts), which aggregated approximately $2,604 and $21, respectively, at December 31, 2025. Securities owned by customers and noncustomers that collateralize the receivables are not reflected in the accompanying financial statement.

The Company pledges client securities as collateral in conjunction with the Company's securities lending activities. At December 31, 2025, the Company had $335,230 of client securities under customer margin loans that were available to be pledged, of which the Company had repledged approximately $13,254 under securities loan agreements.

The Company pays interest on certain customer balances available for reinvestment. The aggregate balance of such funds was approximately $190,470 at December 31, 2025. During the year ended December 31, 2025, the interest rates paid on these balances was 0.05% to 0.80%. While the Company pays interest on these funds at varying rates, the rate paid at December 31, 2025 was 0.05% and the weighted average interest rate paid during the year ended December 31, 2025 was 0.63%.

Money Market Programs. The Company offers clients money market investments in a fund family and the ability to sweep excess cash held in their brokerage accounts to invest in a savings account called Bank Insured Deposits at various participating banking institutions, including at the Bank. The amounts held in the money market fund are interest bearing and are covered by the SIPC. Clients' assets are subject to coverage thresholds of a maximum of $500 per client. The swept cash held in client savings accounts is FDIC insured up to $250.

At December 31, 2025, $79,105 and $1,848,579 of customer funds were invested in a money market fund and in the FDIC insured programs, of which the Bank, held $100,127, respectively.

The amount of excess cash swept to these investment products is not reported in the statement of financial condition and is not included in the computation for determination of reserve requirement pursuant to

Rule 15c3-3 as client dollars are the obligations of the respective institutions and the money market fund families and are investment options that represents customer owned securities.

6. Securities Owned and Securities Sold, not yet Purchased

At December 31, 2025, securities owned and securities sold, not yet purchased, both of which were carried at fair value, included the following:

ASSETS		
Securities owned:		
U. S. treasury securities	$	123
U. S. government agencies:		
Bonds		37,222
Residential mortgage-backed securities		152,309
Collateralized mortgage obligations		58,611
States and political subdivisions		295,615
Corporate debt securities		41,136
Private-label issuers		9,547
Certificates of deposit		13,988
Options on U.S. treasury futures		31
Equity securities		13
	$	608,595

LIABILITIES		
Securities sold, not yet purchased:		
U. S. treasury securities	$	29,391
Corporate debt securities		7,540
Certificates of deposit		1,024
	$	37,955

At December 31, 2025, none of the above securities were pledged as security deposits at clearing organizations for the Company's clearing business.

7. Derivative Financial Instruments

The Company uses various derivative financial instruments to mitigate interest rate risk. The Company uses forward commitments to both purchase and sell mortgage backed securities to facilitate customer transactions and as a means to hedge related exposure to interest rate risk in certain inventory positions. Additionally, the Company uses U.S. treasury bond and interest rate futures, credit default swaps and MMD rate locks to hedge changes in the fair value of its securities.

As described in **Note 2**, the Company participates in various hedging activities and at December 31, 2025, the Company's derivative positions associated with these activities and the changes in fair value of these derivatives, which are recorded in principal transactions and commissions on the statement of income, for the year ended December 31, 2025 are presented below:

	Notional Amount	Estimated Fair Value
Commitments to purchase TBAs	$ 1,586,198	$ 7,311
Commitments to sell TBAs	1,343,340	(4,504)
Interest rate swaps	53,470	(666)
Credit default swaps	40,000	7
U.S. treasury futures	180,620	-
Interest rate and other futures	9,250	-

At December 31, 2025, the Company advanced cash collateral totaling $5,849 on its U.S. treasury bond and interest rate futures. This amount is included in other assets and receivables within the statement of financial condition.

Certain derivative arrangements may be eligible for offset in the statement of financial condition and /or subject to master netting arrangements or similar agreements.

The following table provides information about these derivative arrangements subject to an enforceable master netting arrangement or similar agreements with offsetting rights and related collateral amounts at December 31, 2025:

				Gross amounts not offset in the statement of financial condition		
Description	Gross amounts of recognized assets/ liabilities	Gross amounts offset in the statement of financial condition	Net amounts of assets/liabilities presented in the statement of financial condition	Financial instruments	Cash Collateral	Net Amount
Assets:						
Forward mortgage backed securities derivatives	$ 7,338	$ -	$ 7,338	$ -	$ -	$ 7,338
Interest rate swaps	228	-	228	-	-	228
Credit default swaps	7	-	7	-	-	7
Liabilities:						
Forward mortgage backed securities derivatives	$ 4,531	$ -	$ 4,531	$ -	$ -	$ 4,531
Interest rate swaps	894	-	894	-	-	894

8. Fair Value of Financial Instruments

Recurring Basis:

The following table summarizes by level within the fair value hierarchy securities owned, at fair value, securities sold, not yet purchased, at fair value and derivatives as of December 31, 2025:

	Level 1	Level 2	Level 3	Total
ASSETS				
Securities owned, at fair value				
U. S. treasury securities	$ 123	$ -	$ -	$ 123
U. S. government agencies:				
Bonds	-	37,222	-	37,222
Residential mortgage-backed securities	-	152,309	-	152,309
Collateralized mortgage obligations	-	58,611	-	58,611
States and political subdivisions	-	295,615	-	295,615
Corporate debt securities	-	41,136	-	41,136
Private-label issuers	-	9,547	-	9,547
Certificates of deposit	-	13,988	-	13,988
Options on U.S. treasury futures	-	31	-	31
Equity securities	13	-	-	13
	$ 136	$ 608,459	$ -	$ 608,595
Derivative financial instruments				
Forward mortgage backed securities	$ -	$ 7,338	$ -	$ 7,338
Interest rate swaps	-	228	-	228
Credit default swaps	-	7	-	7
	$ -	$ 7,573	$ -	$ 7,573
LIABILITIES				
Securities sold, not yet purchased, at fair value				
U. S. treasury securities	$ 29,391	$ -	$ -	$ 29,391
Corporate debt securities	-	7,540	-	7,540
Certificates of deposit	-	1,024	-	1,024
	$ 29,391	$ 8,564	$ -	$ 37,955
Derivative financial instruments				
Forward mortgage backed securities	$ -	$ 4,531	$ -	$ 4,531
Interest rate swaps	-	894	-	894
	$ -	$ 5,425	$ -	$ 5,425

Non-Recurring Basis:
The following table presents the carrying values, estimated fair values at December 31, 2025, of financial assets and liabilities, excluding financial instruments that are carried at fair value on a recurring basis, and their classification within the fair value hierarchy:

	Carrying Value	Level 1	Level 2	Level 3	Total
FINANCIAL ASSETS					
Cash	$ 97,200	$ 97,200	$ -	$ -	$ 97,200
Assets segregated for regulatory purposes	20,211	20,211	-	-	20,211
Receivable from brokers, dealers and clearing organizations	1,751,277	60,612	1,690,665	-	1,751,277
Receivable from clients, net of allowance for credit losses of $26 [(1)]	244,905	-	244,905	-	244,905
Securities purchased under agreements to resell	55,976	-	55,976	-	55,976
Other assets and receivables	62,284	-	62,284	-	62,284
	$ 2,231,853	$ 178,023	$ 2,053,830	$ -	$ 2,231,853

	Carrying Value	Level 1	Level 2	Level 3	Total
FINANCIAL LIABILITIES					
Payable to brokers, dealers, and clearing organizations	$ 1,523,291	$ -	$ 1,523,291	$ -	$ 1,523,291
Payable to clients	210,041	-	210,041	-	210,041
Drafts payable	13,735	-	13,735	-	13,735
Securities sold under agreements to repurchase	273,055	-	273,055	-	273,055
Commercial paper	254,363	-	254,363	-	254,363
Notes payable due to affiliate	11,250	-	11,250	-	11,250
Subordinated debt due to affiliate	42,000	-	42,000	-	42,000
Accrued expenses and other liabilities	154,112	-	154,112	-	154,112
	$ 2,481,847	$ -	$ 2,481,847	$ -	$ 2,481,847

[(1)] Balance includes $2,296 of related party margin/cash accounts discussed in **Note 14**.

9. Securities Purchased/Sold Under Agreements to Resell/Purchase

At December 31, 2025, the Company held reverse repurchase agreements, collateralized by U.S. government and government agency obligations and securities sold under repurchase agreements. These securities are reported on a gross basis in the statement of financial condition.

Securities sold under repurchase agreements, which are secured borrowings, generally mature overnight with some maturing up to 90 days from the transaction date. Securities sold under repurchase agreements are reflected at the amount of cash received in connection with the transactions. The Company may be required to provide additional collateral based on the fair value of the underlying securities. The Company monitors the fair value of the underlying securities on a daily basis.

Certain reverse repurchase and repurchase agreements may be eligible for offset in the statement of financial condition and /or subject to master netting arrangements or similar agreements.

The following table provides information about these instruments subject to an enforceable master netting arrangement, repurchase agreements or similar agreements with offsetting rights and any related collateral amounts at December 31, 2025:

				Gross amounts not offset in the statement of financial condition		
Description	**Gross amounts of recognized assets/ liabilities**	**Gross amounts offset in the statement of financial condition**	**Net amounts of assets/liabilities presented in the statement of financial condition**	**Financial instruments** [1][3]	**Cash Collateral**	**Net Amount**
Reverse repurchase agreements	$ 55,976	$ -	$ 55,976	$ (55,601)	$ -	$ 375
Repurchase agreements	273,055 [2]	-	273,055	(273,055) [2]	-	-

[1] Amounts reflect fair value of underlying collateral.
[2] $4,250 transacted with the Bank.
[3] The amount of collateral pledged by the Company may exceed the financial liability.

The following table presents the remaining contractual maturities of repurchase agreements accounted for as secured borrowings at December 31, 2025:

	Remaining Contractual Maturity of the Agreements				
	Overnight and Continuous	**Up to 30 days**	**30-90 days**	**Greater than 90 days**	**Total**
Repurchase agreements					
Asset backed securities	$ 65,954	$ 204,993	$ -	$ -	$ 270,947
Other	2,108	-	-	-	2,108
Total borrowings	$ 68,062	$ 204,993	$ -	$ -	$ 273,055
Gross amount of recognized liabilities for repurchase agreements					$ 273,055
Amount related to agreements not included in offsetting disclosure					$ -

10. Borrowings and Commercial Paper

Uncommitted lines of credit

The Company has credit arrangements with commercial banks, which include broker loan lines up to $425,000. These lines of credit are used primarily to finance securities owned, securities held for correspondent broker-dealer accounts, receivables in customers' margin accounts and underwriting activities. These lines may also be used to release pledged collateral against day loans. These credit arrangements are provided on an "as offered" basis and are not committed lines of credit. These arrangements can be terminated at any time by the lender. Any outstanding balances under these credit arrangements are due on demand and bear interest at rates indexed to the federal funds rate (3.64% at December 31, 2025). At December 31, 2025, there were no outstanding amounts under these secured arrangements, which were collateralized by securities held for correspondent broker-dealer and firm accounts valued at $169,124.

Committed lines of credit

At December 31, 2025, the Company had two committed revolving credit facilities with unaffiliated banks totaling $125,000. When drawn, the interest rate charged on the outstanding amounts is equal to the federal funds rate plus 100 basis points. Both of the agreements require the Company to maintain a tangible net worth of at least $250,000. At December 31, 2025, there were no outstanding amounts under the committed revolving credit facilities.

The Company pledges customer securities to the Option Clearing Corporation to support open customer positions. At December 31, 2025, the Company had pledged $56,729 to support these open customer positions.

The Company has a revolving promissory note with the Parent to borrow up to $35,000. The Company pays an interest rate equal to the prime rate published in *The Wall Street Journal* plus 2.0% per annum on any outstanding borrowings. Additionally, the Company paid an annual commitment fee of 0.60% per annum, which is payable on a quarterly basis. The revolving promissory note matures in August 2026. At December 31, 2025, there were no amounts outstanding on the revolving promissory note.

Commercial Paper

The Company uses the net proceeds (after deducting related issuance expenses) from the sale of two commercial paper programs for general corporate purposes, including working capital and the funding of a portion of its securities inventories. The commercial paper notes ("CP Notes") may be issued with maturities of 14 days to 270 days from the date of issuance. The CP Notes are issued under two separate programs. The Series 2019-2 CP Notes ("Series 2019-2 CP Notes") are issued in maximum aggregate amounts of $200 million. The CP Series 2024-1 CP Notes ("Series 2024-1 CP Notes) were initiated in December 2024 with the first issuances under this new program occurring in the first quarter of 2025. The Series 2024-1 CP notes are issued in maximum aggregate amounts of $300 million. The CP Notes are not redeemable prior to maturity or subject to voluntary prepayment and do not bear interest, but are sold at a discount to par. The CP Notes are secured by a pledge of collateral owned by the Company, guaranteed by the Company, see **Note 17** and the maintenance by the Company of a minimum of $100,000 in excess regulatory net capital. The Company is required to maintain a level of collateral in a control account held by the indenture trustee that exceeds the principal amount of the CP Notes outstanding by a percentage determined by the type of eligible collateral pledged on any business day.

As of December 31, 2025, the weighted average maturity of the CP Notes was 145 days at a rate of

4.45%, with a weighted average remaining life until maturity of 67 days. At December 31, 2025, the amount outstanding under these secured arrangements was $254,363, which was collateralized by securities held for firm accounts valued at $279,037.

11. Note Payable and Subordinated Debt Due to Hilltop Holdings Inc

In August 2021, the Company entered into a promissory note agreement with the Parent to borrow $75,000. The Company pays interest quarterly at a rate of 3.0% per annum. The note matures in August 2026. At December 31, 2025, there was $11,250 outstanding under this note.

In January 2016, the Company entered into an agreement with First Southwest Holdings LLC for a $42,000 subordinated loan agreement with Securities Holdings paying interest semi-annually at a rate of 4.35% per annum. The agreement had a scheduled maturity date in January 2021 with automatic one year extensions unless notified by "lender" that the maturity date would not be extended. The agreement was entered into as part of the merger of FSC with the Company. In August of 2018, the subordinated loan with Securities Holdings were contributed to the Parent, with a balance of $42,000, at the time of the contribution, plus interest to be paid to the Parent. As such, at December 31, 2025, there was $42,000 outstanding under the subordinated loan agreement.

The subordinated debt is available in computing net capital under the SEC's uniform net capital rule. To the extent that such borrowings are required for the Company's continued compliance with minimum net capital requirements, they may not be repaid, unless approved by FINRA.

12. Income Taxes

The tax effects of temporary differences that give rise to significant portions of the deferred tax assets and deferred tax liabilities at December 31, 2025 are presented below:

Deferred tax assets:		
Operating lease liabilities	$	9,704
Compensation and benefits		9,272
Reserves		6
Other		28
Total gross deferred tax asset		19,010
Deferred tax liabilities:		
Operating lease assets		(7,091)
Fixed assets		(1,730)
Intangible assets		(97)
Other		(104)
Total gross deferred tax liability		(9,022)
Net deferred tax asset	$	9,988

The Company evaluated the realizability of its deferred tax assets and concluded, based on the Company's history of profitability and future earnings projections, that a valuation allowance was not required.

Management is required to determine whether a tax position of the Company is more likely than not to be sustained upon examination by the applicable taxing authority, including resolution of any related appeals or litigation processes, based on the technical merits of the position. The tax benefit to be recognized is measured as the largest amount of benefit that is greater than fifty percent likely of being realized upon ultimate settlement, which could result in the Company recording a tax liability. At December 31, 2025, the total amount of gross unrecognized tax benefits was $435, if recognized.

The aggregate changes in gross unrecognized tax benefits, which exclude interest and penalties, are as follows:

Balance at December 31, 2024	$	373
Increases related to tax positions taken during a prior year		68
Increases related to tax positions taken during the current year		127
Lapse of applicable statute of limitations		(133)
Balance at December 31, 2025	$	435

With limited exception, the Company is no longer subject to U.S. federal tax examinations for tax years preceding 2022. The Company is open for various state tax examinations for tax years 2021 and later.

The amount of current federal taxes payable to the Parent included in accrued expenses and other liabilities on the statement of financial condition was $2,930 at December 31, 2025. The amount of current state taxes receivable from the Parent included in other assets and receivables on the statement of financial condition were $126 at December 31, 2025.

13. Net Capital Requirements

The Company is subject to the Securities and Exchange Commission's Uniform Net Capital Rule (the "Rule"), which requires the maintenance of minimum net capital. The Company has elected to use the alternative method, permitted by the Rule, which requires that it maintains minimum net capital, as defined in Rule 15c3-1 under the Exchange Act, equal to the greater of $1,000 or 2% of aggregate debit balances, as defined in Exchange Act Rule 15c3-3. The Company is also subject to the net capital requirements of the CFTC Regulation 1.17 ("Rule 1.17") and the NFA, and is required to maintain "adjusted net capital" equal to or in excess of the greater of $45 or the amount of net capital required by Rule 15c3-1. At December 31, 2025, the Company had net capital of $220,566, which is $214,438 in excess of its minimum net capital requirement of $6,128 at that date. Additionally, the Rule provides that equity capital may not be withdrawn, or cash dividends paid if resulting net capital would be less than 5% of aggregate debit items. At December 31, 2025, the Company had net capital of $205,246 in excess of 5% of aggregate debit items.

14. Related Party Transactions

The Company clears customer transactions for MIN, an affiliate, and the Bank's wealth management business. Based on an agreement with these entities, the Company receives a fee for clearing MIN and Bank trades.

The Company, as clearing broker for its affiliates, has the right to charge customer losses back to the affiliates. Additionally, at December 31, 2025, MIN had money market investments of $8,779, held at the Company.

The Company provides accounting, administrative services, management services and office facilities to MIN, Hilltop Securities Asset Management ("HSAM") and Hilltop Securities Insurance Agency Inc. ("HSIA"), affiliates of the Company, in accordance with expense sharing agreements (the "Agreements"). Under the Agreements, the Parent processes invoices and the Company pays expenses on behalf of MIN, HSAM and HSIA. Under informal agreements, the Company collects revenues and processes receipts on behalf of MIN, HSAM and HSIA. The net effects of these transactions are recorded in either receivable from or payable to brokers, dealers, and clearing organizations and other assets and receivables or accrued expenses and other liabilities, respectively, on the statement of financial condition. In accordance with the Agreements, net intercompany amounts are settled periodically with the Company and the affiliates. Additionally, the Company has informal agreements with First Southwest Holdings LLC and its subsidiaries, FSC Asset Administrator, LLC, FSC Asset Administrator, LLC and First Southwest Leasing Company. According to these agreements, the Company acts as collecting and paying agent for certain revenues and expenses of these affiliated entities.

The Company receives insurance fees from third-party insurance carriers for sales of insurance products facilitated by HSIA, at no cost to the Company. This entity holds insurance agency licenses to facilitate the sale of insurance and annuity products. The Company retains no underwriting risk related to the insurance and annuity products sold.

Clients and correspondents of the Company have the option to invest in a savings account at the Bank, (**Note 4)**.

The Company makes loans to employees, primarily financial advisors, mainly for recruiting and retention purposes. The amount of loans to employees is included in other assets and receivables in the statement of financial condition in the amount of $8,969. The Company has recorded an allowance for credit losses, included in other assets and receivables in the statement of financial condition, of $1,570. See discussion of the Company's CECL considerations in **Note 2**.

The Company maintains cash and margin accounts for the officers and directors of the Parent's subsidiaries. As of December 31, 2025, the Company had $2,296 due on cash and margin transactions included in receivable from clients or these officers and directors in the statement of financial condition.

Securities Holdings loaned the Company $42,000 as part of a merger transaction between the Company and First Southwest Company, LLC ("FSC"). In August of 2018, the subordinated loan was contributed to the Parent. The Company paid interest at a rate of 4.35% per annum. Additionally, the Company has a promissory note agreement and a revolving promissory note with the Parent to borrow $75,000 and up to $35,000, respectively. The Company paid interest at a rate of 3.0% per annum on the promissory note agreement and an interest rate equal to the prime rate published in *The Wall Street Journal* plus 2.0% per annum on any outstanding borrowings of the revolving promissory note. Additionally, the Company paid an annual commitment fee of 0.60% per annum (see **Note 10** & **Note 11**).

At December 31, 2025, the Company had $4,250 repurchase agreement with the Bank. (see **Note 9**).

On the statement of financial condition, the total receivable includes $5,184 from HSIA, $334 from the Bank and $36 from FSC Asset Administrator, LLC. The total payable includes $16,494 to HSAM, $456 to First Southwest Leasing Company and $214 to First Southwest Holdings LLC, $9,910 to Securities Holdings, $2,544 to the Parent, which includes $91 of accrued interest on the notes payable to the Parent discussed above,, $2 to PrimeLending, a subsidiary of the Parent, $4,787 to MIN, which is reported in payable to brokers, dealers and clearing organizations on the statement of financial condition, and a $300 clearing deposit to MIN and a $104 clearing deposit to the Bank, which are reported in payable to clients on the statement of financial condition.

15. Employee Benefits

The Parent has a defined contribution retirement plan pursuant to Section 401 of the Internal Revenue Code (the "Code") whereby eligible participants may elect to contribute a percentage of their compensation up to a maximum allowed under the Code. In addition, the plan also provides for a matching contribution by the Company based on a percentage of participants' contributions. The Company's matching contributions vest in three equal annual installments and the expense totaled approximately $3,131 and was included in commissions and other employee compensation in the statement of income for the year ended December 31, 2025.

In July 2020, pursuant to stockholders' approval, the Company adopted the Hilltop Holdings Inc. 2020 Equity Incentive Plan (the "2020" Plan). The 2020 Plan provides for the grant of nonqualified stock options, stock appreciation rights, restricted stock, ("RSUs"), performance awards, dividend equivalent rights and other awards to employees of the Parent, its subsidiaries and outside directors of the Parent. Outstanding awards under the 2020 Plan continues to be subject to the terms and conditions of the 2020 Plan. The number of shares authorized for issuance pursuant to awards under the 2020 Plan is 3,650,000. At December 31, 2025, 1,309,749 shares of common stock remained available for issuance pursuant to awards granted under the 2020 Plan, excluding shares that may be delivered pursuant to outstanding awards.

The following table summarizes information about non-vested RSU activity:

	RSU	
	Outstanding	Weighted Average Grant Date Fair Value
Balances at December 31, 2024	202,830	$ 32.30
Granted	82,893	32.28
Vested/Released	(70,082)	32.87
Balances at December 31, 2025	215,641	$ 32.11

Upon vesting of the shares granted under the Parent's restricted stock plans, the grantees may choose to sell a portion of their vested shares to the Parent to cover the tax liabilities arising from the vesting.

In July 2020, pursuant to stockholders' approval, the Parent adopted the Hilltop Holdings Inc. Employee Stock Purchase Plan (the "ESPP") to provide a means for eligible employees of the Company to purchase

shares of the Parent's common stock at a discounted price by accumulating funds, normally through payroll deductions and is intended to qualify under Section 423 of the Code. Participating employees may purchase shares of common stock at 90% of the fair market value on the last day of each quarterly offering period. The initial offering period commenced on January 1, 2021.

16. Leases

The Company leases space, primarily for corporate offices, branch facilities and certain equipment under operating lease agreements. Certain of the Company's leases have options to extend, with the longest extension option being ten years, and some of the Company's leases include options to terminate within one year. The Company's leases contain customary restrictions and covenants. The Company has certain intercompany leases and subleases with the Parent's other subsidiaries and are reflected in the table and information presented below.

The Company had cash payments for operating leases of $8,516 for the year ended December 31, 2025.

The Company's weighted average remaining lease term and weighted average discount rate as of December 31, 2025 were 5.5 years and 5.54%, respectively.

Future minimum lease payments under the leasing standard as of December 31, 2025 are presented below:

2026	$	10,473
2027		9,654
2028		8,118
2029		7,209
2030		6,134
Thereafter		8,386
Total Minimum lease payments	$	49,974
Amount representing interest		(7,212)
Present value of minimum lease payments	$	42,762

17. Commitments and Contingencies

Underwriting. Through its participation in underwriting corporate and municipal securities, the Company could expose itself to material risk that securities the Company has committed to purchase cannot be sold at the initial offering price. Federal and state securities laws and regulations also affect the activities of underwriters and impose substantial potential liabilities for violations in connection with sales of securities by underwriters to the public. At December 31, 2025, the Company had no liabilities due under outstanding underwriting arrangements.

Litigation. The Company may be involved, in the normal course of business, in legal, regulatory and arbitration proceedings concerning matters arising in connection with the conduct of its operations. These include proceedings specific to the Company, as well as proceedings generally applicable to business practices in the industries in which it operates. Uncertain economic conditions, volatility in the financial markets, and significant recently enacted financial reform legislation may increase the likelihood that clients and other persons or regulators may present or threaten legal claims or that

regulators increase the scope or frequency of examinations of the Company or the financial services industry generally.

As with other financial services firms, the level of regulatory activity and inquiry concerning the Company's businesses remains elevated. From time to time, the Company receives requests for information from, and/or has been subject to examination or claims by, the SEC, the FINRA, and other governmental and quasi-governmental authorities concerning the Company's business activities and practices. These legal and regulatory inquiries, proceedings and potential disputes are subject to uncertainties and, as such, the Company is unable to predict the ultimate resolution or range of loss that may result. In accordance with applicable accounting standards, the Company establishes an accrued liability for contingent litigation and regulatory matters when those matters present loss contingencies that are both probable and can be reasonably estimated. In such cases, there still may be an exposure to loss in excess of any amounts reasonably estimated and accrued. When a loss contingency is not both probable and estimable, the Company does not establish an accrued liability, but continues to monitor, in conjunction with any outside counsel handling a matter, further developments that would make such loss contingency both probable and reasonably estimable. Once the Company establishes an accrued liability with respect to a loss contingency, the Company continues to monitor the matter for further developments that could affect the amount of the accrued liability that has been previously established, and any appropriate adjustments are made each quarter.

Guarantees. The Company provides representations and warranties to counterparties in connection with a variety of commercial transactions and occasionally indemnifies them against potential losses caused by the breach of those representations and warranties. The Company's customer securities activities are transacted on a delivery versus payment, cash or margin basis. In delivery versus payment transactions, the Company is exposed to risk of loss in the event of the customers' or brokers' inability to meet the terms of their contracts. In margin transactions, the Company extends credit to clients collateralized by cash and securities in their account. In the event the customers or brokers fail to satisfy their obligations, the Company may be required to purchase or sell securities at prevailing market prices in order to fulfill the obligations. The Company's exposure to credit risk can be directly impacted by volatile securities markets, which may impair the ability of counterparties to satisfy their contractual obligations. The Company seeks to control its credit risk through a variety of reporting and control procedures, including establishing credit limits based upon a review of the customers' financial condition and credit ratings. The Company seeks to control the risk associated with its customer margin transactions by requiring customers to maintain margin collateral in compliance with various regulatory and internal guidelines.

The Company also monitors required margin levels daily and, pursuant to its guidelines, requires customers to deposit additional collateral, or reduce positions, when necessary. The maximum potential amount of future payments that the Company could be required to make under these indemnifications cannot be estimated. However, the Company believes that it is unlikely it will have to make material payments under these arrangements and has not recorded any contingent liability in the financial statement for these indemnifications.

The Company is a member of multiple exchanges and clearinghouses. Under the membership agreements, members are generally required to guarantee the performance of other members. Additionally, if a member becomes unable to satisfy its obligations to the clearinghouse, other members would be required to meet shortfalls. To mitigate these performance risks, the exchanges and clearinghouses often require members to post collateral. The Company's maximum potential liability under these arrangements cannot be quantified. However, the potential for the Company to be required to make payments under these

arrangements is unlikely. Accordingly, no contingent liability is recorded in the financial statement for these arrangements.

18. Financial Instruments with Off-Balance-Sheet Risk

In the normal course of business, the Company executes, settles and finances various securities transactions that may expose the Company to off-balance sheet risk in the event that a customer or counterparty does not fulfill its contractual obligations. Examples of such transactions include the sale of securities not yet purchased by customers or for the account of the Company, use of derivatives to support certain non-profit housing organization clients, clearing agreements between the Company and various clearinghouses and broker-dealers, secured financing arrangements that involve pledged securities, and when-issued underwriting and purchase commitments.

As part of its normal brokerage activities, the Company sells securities not yet purchased (short sales) for its own account. The establishment of short positions exposes the Company to market risk if prices increase, as the Company may be obligated to acquire the securities at prevailing market prices. The Company seeks to control the risks associated with its customers' activities, including those of customer accounts of its correspondents for which it provides clearing services, by requiring customers to maintain margin collateral in compliance with various regulatory and internal guidelines. The required margin levels are monitored daily and, pursuant to such guidelines, customers are required to deposit additional collateral or to reduce positions when necessary.

A portion of the Company's customer activity involves short sales and the writing of option contracts. Such transactions may require the Company to purchase or sell financial instruments at prevailing market prices in order to fulfill the customers' obligations.

At times, the Company lends money using reverse repurchase agreements. These positions are collateralized by U.S. government and government agency securities. Such transactions may expose the Company to off-balance-sheet risk in the event such borrowers do not repay the loans and the value of collateral held is less than that of the underlying receivable. These agreements provide the Company with the right to maintain the relationship between market value of the collateral and the receivable.

The Company arranges secured financing by pledging securities owned and unpaid customer securities for short-term borrowings to satisfy margin deposits of clearing organizations. The Company also actively participates in the borrowing and lending of securities. In the event the counterparty in these and other securities loaned transactions is unable to return such securities pledged or borrowed or to repay the deposit placed with them, the Company may be exposed to the risks of acquiring the securities at prevailing market prices or holding collateral possessing a market value less than that of the related pledged securities. The Company seeks to control the risks by monitoring the market value of securities pledged and requiring adjustments of collateral levels where necessary.

19. Preferred Stock

On October 17, 1997, the Company's Board of Directors ("Board") authorized 100,000 shares of preferred stock. Simultaneously, the Board designated 5,000 shares of the authorized preferred stock as Series A Preferred Stock. Up to 50 shares of the Series A Preferred Stock, which has a par value of $20, can be issued to each of up to 100 qualified participants. Qualified participants are broker-dealers registered under the Exchange Act who clear their proprietary transactions through the Company and who

represent that they are subject to net capital rules of the SEC and other self-regulatory organizations to which such broker-dealers report. The Series A Preferred Stock is nonvoting and nonconvertible to common stock, and it is entitled to noncumulative cash dividends when, as and if declared by the Board. The Series A Preferred Stock is redeemable at any time by the Company at a redemption price of $1,000 per share.

20. Proprietary Accounts of Broker-Dealers ("PAB") Reserve Requirements

The Company performs calculations of PAB reserve requirements in accordance with SEC Rule 15c3-3. At December 31, 2025, the Company did not have a PAB reserve requirement and has no amount on deposit.

City of Fernandina Beach, Florida

Exhibit 1

Municipal Advisory Disclosure Statement

Exhibit 1



© 2026 Hilltop Securities Inc. All rights reserved. Member FINRA/SIPC/NYSE

HilltopSecurities
Investment Banking Solutions

MUNICIPAL ADVISOR DISCLOSURE STATEMENT

This disclosure statement ("Conflict Disclosures") is provided by Hilltop Securities Inc. ("the Firm") to disclose information regarding conflicts of interest and legal or disciplinary events of the Firm that are required to be disclosed to potential clients pursuant to MSRB Rule G-42(b) and (c)(ii).

PART A – Disclosures of Conflicts of Interest

MSRB Rule G-42 requires that municipal advisors provide to their clients disclosures relating to any actual or potential material conflicts of interest, including certain categories of potential conflicts of interest identified in Rule G-42, if applicable.

Material Conflicts of Interest – The Firm makes the disclosures set forth below with respect to material conflicts of interest in connection with the Scope of Services under the Agreement with the Firm, together with explanations of how the Firm addresses or intends to manage or mitigate each conflict.

General Mitigations – As general mitigations of the Firm's conflicts, with respect to all of the conflicts disclosed below, the Firm mitigates such conflicts through its adherence to its fiduciary duty to clients, which includes a duty of loyalty to clients in performing all municipal advisory activities for clients. This duty of loyalty obligates the Firm to deal honestly and with the utmost good faith with client and to act in the client's best interests without regard to the Firm's financial or other interests. In addition, because the Firm is a broker-dealer with significant capital due to the nature of its overall business, the success and profitability of the Firm is not dependent on maximizing short-term revenue generated from individualized recommendations to its clients but instead is dependent on long-term profitably built on a foundation of integrity, quality of service and strict adherence to its fiduciary duty. Furthermore, the Firm's municipal advisory supervisory structure, leveraging our long-standing and comprehensive broker-dealer supervisory processes and practices, provides strong safeguards against individual representatives of the Firm potentially departing from their regulatory duties due to personal interests. The disclosures below describe, as applicable, any additional mitigations that may be relevant with respect to any specific conflict disclosed below.

I. Affiliate Conflict. The Firm, The Firm, directly and through affiliated companies, provides or may provide services/advice/products to or on behalf of clients that are related to the Firm's advisory activities. Hilltop Securities Asset Management (HSAM), a SEC-registered affiliate of the Firm, provides post issuance services including arbitrage rebate and treasury management. The Firm's arbitrage team verifies rebate and yield restrictions on the investments of bond proceeds on behalf of clients in order to meet IRS restrictions. The treasury management division performs portfolio management/advisor services on behalf of public sector clients. The Firm, through affiliate Hilltop Securities Asset Management (HSAM), provides a multi-employer trust tailor-made for public entities which allows them to prefund Other Post-Employment Benefit liabilities. The Firm has a structured products desk that provides advice to help clients mitigate risk though investment management, debt management and commodity price risk management products. These products consist of but are not limited to swaps (interest rate, currency, commodity), options, repos, escrow structuring and other securities. Continuing Disclosure services provided by the Firm work with issuers to assist them in meeting disclosure requirements set forth in SEC rule 15c2-12. Services include but are not limited to ongoing maintenance of issuer compliance, automatic tracking of issuer's annual filings and public notification of material events. The Firm administers government investment pools. These programs offer governmental entities investment options for their cash management programs based on the entities' specific needs. The Firm and the aforementioned affiliate's business with a client could create an incentive for the Firm to recommend to a client a course of action designed to increase the level of a client's business activities with the affiliates or to recommend against a course of action that would reduce or eliminate a client's business activities with the affiliates. This potential conflict is mitigated by the fact that the Firm and affiliates are subject to their own comprehensive regulatory regimes.

II. PlainsCapital Bank Affiliate Conflict. The Firm, directly and through affiliated companies, provides or may provide services/advice/products to or on behalf of clients that are related to the Firm's advisory activities. Affiliate, PlainsCapital Bank, provides banking services to municipalities including loans and custody. The Firm and the aforementioned affiliate's business with a client could create an incentive for the Firm to recommend to a client a course of action designed to increase the level of a client's business activities with the affiliates or to recommend against a course of action that would reduce or eliminate a client's business activities with the affiliates. This potential conflict is mitigated by the fact that the Firm and affiliates are subject to their own comprehensive regulatory regimes.

III. Other Municipal Advisor or Underwriting Relationships. The Firm serves a wide variety of other clients that may from time to time have interests that could have a direct or indirect impact on the interests of other clients. For example, the Firm serves as municipal advisor to other municipal advisory clients and, in such cases, owes a regulatory duty to such other clients just as it does to all its municipal advisory clients. These other clients may, from time to time and depending on the specific circumstances, have competing interests, such as accessing the new issue market with the most advantageous timing and with limited competition at the time of the offering. In acting in the interests of its various clients, the Firm could potentially face a conflict of interest arising from these competing client interests. In other cases, as a broker-dealer that engages in underwritings of new issuances of municipal securities by other municipal entities, the interests of the Firm to achieve a successful and profitable underwriting for its municipal entity underwriting clients could potentially constitute a conflict of interest if, as in the example above, the municipal entities that the Firm serves as underwriter or municipal advisor have competing interests in seeking to access the new issue market with the most advantageous timing and with limited competition at the time of the offering. None of these other engagements or relationships would impair the Firm's ability to fulfill its regulatory duties to any specific client.

IV. Secondary Market Transactions in Client's Securities. The Firm, in connection with its sales and trading activities, may take a principal position in securities, including securities of its clients, and therefore the Firm could have interests in conflict with a client with respect to the value of the client's securities while held in inventory and the levels of mark-up or mark-down that may be available in connection with purchases and sales thereof. In particular, the Firm or its affiliates may submit orders for and acquire a municipal advisory client's securities issued in an issue under a municipal advisory agreement from members of the underwriting syndicate, either for its own account or for the accounts of its customers. This activity may result in a conflict of interest with the client in that it could create the incentive for the Firm to make recommendations to the client that could result in more advantageous pricing of the client's bond in the marketplace. Any such conflict is mitigated by means of such activities being engaged in on customary terms through units of the Firm that operate independently from the Firm's municipal advisory business, thereby reducing the likelihood that such investment activities would have an impact on the services provided by the Firm to any client under a municipal advisory agreement.

V. Broker-Dealer and Investment Advisory Business. The Firm is dually registered as a broker-dealer and an investment advisor that engages in a broad range of securities-related activities to service its clients, in addition to serving as a municipal advisor or underwriter. Such securities-related activities, which may include but are not limited to the buying and selling of new issue and outstanding securities and investment advice in connection with such securities, including securities of the firm's municipal advisory clients, may be undertaken on behalf of, or as counterparty to, the client, personnel of the client, and current or potential investors in the securities of the client. These other clients may, from time to time and depending on the specific circumstances, have interests in conflict with those of the Firm's municipal advisory clients, such as when their buying or selling of the municipal advisory client's securities may have an adverse effect on the market for municipal advisory client's securities, and the interests of such other clients

HilltopSecurities
Investment Banking Solutions
© 2026 Hilltop Securities Inc. All rights reserved. Member FINRA/SIPC/NYSE

could create the incentive for the Firm to make recommendations to the municipal advisory client that could result in more advantageous pricing for the other clients. Furthermore, any potential conflict arising from the firm effecting or otherwise assisting such other clients in connection with such transactions is mitigated by means of such activities being engaged in on customary terms through units of the Firm that operate independently from the Firm's municipal advisory business, thereby reducing the likelihood that the interests of such other clients would have an impact on the services provided by the Firm to its municipal advisory client.

VI. Compensation-Based Conflicts. Fees that are based on the size of the issue are contingent upon the delivery of the Issue. While this form of compensation is customary in the municipal securities market, this may present a conflict because it could create an incentive for the Firm to recommend unnecessary financings or financings that are disadvantageous to its clients, or to advise clients to increase the size of the issue. This conflict of interest is mitigated by the general mitigations described above.

Fees based on a fixed amount are usually based upon an analysis by the client and the Firm of, among other things, the expected duration and complexity of the transaction and the scope of municipal services to be performed by the Firm. This form of compensation presents a potential conflict of interest because, if the transaction requires more work than originally contemplated, the Firm may suffer a loss. Thus, the Firm may recommend less time-consuming alternatives, or fail to do a thorough analysis of alternatives. This conflict of interest is mitigated by the general mitigations described above.

Hourly fees are calculated with, the aggregate amount equaling the number of hours worked by Firm personnel times an agreed-upon hourly billing rate. This form of compensation presents a potential conflict of interest if the client and the Firm do not agree on a reasonable maximum amount at the outset of the engagement, because the Firm does not have a financial incentive to recommend alternatives that would result in fewer hours worked. This conflict of interest is mitigated by the general mitigations described above.

PART B – Disclosures of Information Regarding Legal Events and Disciplinary History

MSRB Rule G-42 requires that municipal advisors provide to their clients certain disclosures of legal or disciplinary events material to its client's evaluation of the municipal advisor or the integrity of the municipal advisor's management or advisory personnel.

Accordingly, the Firm sets out below required disclosures and related information in connection with such disclosures.

I. Material Legal or Disciplinary Event. The Firm discloses the following legal or disciplinary events that may be material to a client's evaluation of the Firm or the integrity of the Firm's management or advisory personnel:

- For related disciplinary actions please refer to the Firm's BrokerCheck webpage.
- From July 2011 to October 2015, Hilltop failed to submit required MSRB Rule G-32 information to EMMA in connection with 122 primary offerings of municipal securities for which the Firm served as placement agent. During the period January 2012 to September 2015, the Firm failed to provide MSRB Rule G-17 letters to issuers in connection with 119 of the 122 offerings referenced above. From October 2014 to September 2015, the Firm failed to report on Form MSRB G-37 that it had engaged in municipal securities business as placement agent for 45 of these 122 offerings. This failure was a result of a misunderstanding by one branch office of Southwest Securities. Hilltop discovered these failures during the merger of FirstSouthwest and Southwest Securities and voluntarily reported them to FINRA. The Firm paid a fine of $100,000 for these self-reported violations.
- In connection with a settlement on July 9, 2021 , the U.S. Securities and Exchange Commission found that, between January 2016 and April 2018, the Firm bought municipal bonds for its own account from another broker-dealer and that, on occasion during that time period, the other broker-dealer mischaracterized the Firm's orders when placing them with the lead underwriter. The SEC found that, among other things, the Firm lacked policies and procedures with respect to how stock orders were submitted for new issues bonds to third parties, including the broker-dealer that mischaracterized the Firm's orders. The SEC found violations of MSRB Rules G-27, G-17, and SEC rule 15B(c)(1) and a failure to reasonably supervise within the meaning of Section 15(b)(4)(E) of the Securities Exchange Act of 1934. The Firm was censured and ordered to pay disgorgement of $206,606, prejudgment interest of $48,587 and a penalty of $85,000.
- On August 14, 2024, the Securities and Exchange Commission ("SEC") entered into a settlement order with Hilltop Securities Inc. ("Hilltop") to settle an administrative action finding that Hilltop failed to (1) maintain and preserve off-channel communications related to Hilltop's broker-dealer business, as well as related to recommendations made or proposed to be made and advice given or proposed to be given with respect to Hilltop's investment advisory business; and (2) reasonably supervise its personnel with a view to preventing or detecting certain of its personnel's aiding and abetting violations of certain provisions of the federal securities laws. Hilltop admitted to the facts in the settlement order, acknowledged its conduct violated the federal securities laws, and agreed to: (a) a cease-and-desist order, (b) a censure, (c) payment of a civil monetary penalty in the amount of $1,600,000, and (d) certain undertakings related to the retention of electronic communications.

II. How to Access Form MA and Form MA-I Filings The Firm's most recent Form MA and each most recent Form MA-I filed with the SEC are available on the SEC's EDGAR system at system at Forms MA and MA-I. The SEC permits certain items of information required on Form MA or MA-I to be provided by reference to such required information already filed by the Firms in its capacity as a broker-dealer on Form BD or Form U4 or as an investment adviser on Form ADV, as applicable. Information provided by the Firm on Form BD or Form U4 is publicly accessible through reports generated by BrokerCheck at http://brokercheck.finra.org/], and the Firm's most recent Form ADV is publicly accessible at the Investment Adviser Public Disclosure website at http://www.adviserinfo.sec.gov/. For purposes of accessing such BrokerCheck reports or Form ADV, click previous hyperlinks.

PART C – MSRB Rule G-10 Disclosure

MSRB Rule G-10 covers Investor and Municipal Advisory Client education and protection. This rule requires that municipal advisors make certain disclosures to all municipal advisory clients. This communication is a disclosure only and does not require any action by the firm's municipal advisory clients. The disclosures are noted below.

1. Hilltop Securities Inc. is registered with the U.S. Securities and Exchange Commission and the Municipal Securities Rulemaking Board as a Municipal Advisor.
2. You can access the website for the Municipal Securities Rulemaking Board at www.msrb.org.
3. The Municipal Securities Rulemaking Board has posted a municipal advisory client brochure. A copy of the brochure is attached to the memo. This link will take to you to the electronic version MA_Client_Brochure.

PART D – Future Supplemental Disclosures

As required by MSRB Rule G-42, this Municipal Advisor Disclosure Statement may be supplemented or amended, from time to time as needed, to reflect changed circumstances resulting in new conflicts of interest or changes in the conflicts of interest described above, or to provide updated information with regard to any legal or disciplinary events of the Firm. The Firm will provide Client with any such supplement or amendment as it becomes available throughout the term of the Agreement.

HilltopSecurities
Investment Banking Solutions
© 2026 Hilltop Securities Inc. All rights reserved. Member FINRA/SIPC/NYSE

EXHIBIT "A"
CONTACT SHEET

Name: Joel Tindal, Managing Director

Federal Taxpayer ID 75-1382137

Mailing Address: 450 S Orange Ave., Ste. 225

City, State, & Zip Code: Orlando, FL 32801

Telephone: 407.426.9611 **Fax:** 214.953.4050

Email: joel.tindal@hilltopsecurities.com

Submitted By: Joel Tindal

Title: Managing Director

Accounting Contact:

Name: Joel Tindal **Title:** Managing Director

Email Address: joel.tindal@hilltopsecurities.com **Phone:** 407.426.9611

THIS FORM SHALL BE INCLUDED WITH BID/PROPOSAL

CITY OF FERNANDINA BEACH, FLORIDA
REQUEST FOR PROPOSAL 26-03
FINANCIAL ADVISOR AND ARBITRAGE SERVICES PROVIDER

EXHIBIT "B"

SWORN STATEMENT UNDER F.S. SECTION 287.133(3) (A), ON PUBLIC ENTITY CRIMES

THIS FORM SHALL BE SIGNED IN THE PRESENCE OF A NOTARY PUBLIC OR OTHER OFFICER AUTHORIZED TO ADMINISTER OATHS.

1. This sworn statement is submitted with Bid, Proposal or Contract for RFP 26-03.

2. This sworn statement is submitted by (entity) Hilltop Securities Inc. whose business address is 717 N. Harwood St., Ste. 3400, Dallas, TX 75201 and (if applicable) Federal Employer Identification Number (FEIN) is 75-1382137 (If a Sole Proprietor and you have no FEIN, include the last four (4) digits of your Social Security Number: _____.)

3. My name is Joel Tindal and my relationship to the entity named above is Managing Director.

4. I understand that a "public entity crime" as defined in Paragraph 287.133(a) (g). Florida Statutes, means a violation of any state or federal law by a person with respect to and directly related to the transaction of business with any public entity or with an agency or political subdivision of any other state or with the United States, including, but not limited to, any proposal or contract for goods or services to be provided to any public entity or any agency or political subdivision of any other state or of the United States and involving antitrust, fraud, theft, bribery, collusion, racketeering, conspiracy, or material misrepresentation.

5. I understand that "convicted" or "conviction" as defined in paragraph 287.133(a) (b), Florida Statutes, means finding of guilt or a conviction of a public entity crime with or without an adjudication of guilt, in any federal or state trial court of records relating to charges brought by indictment or information after July 1, 1989, as a result of a jury verdict, non-jury trial, or entry of a plea of guilty or nolo contendere.

6. I understand that an "affiliate" as defined in Paragraph 287.133(1) (a), Florida Statutes, means:

    1. A predecessor or successor of a person convicted of a public entity crime; or

    2. An entity under the control of any natural person who is active in the management of the entity and who has been convicted of a public entity crime. The term "affiliate" includes those officers, directors, executives, partners, shareholders, employees, members, and agents who are active in the management of an affiliate. The City of Fernandina Beach, Florida ownership by one of shares constituting a controlling income among persons when not for fair interest in another person, or a pooling of equipment or income among persons when not for fair market value under a length agreement, shall be a prima facie case that one person controls another person. A person who was knowingly convicted of a public entity crime, in Florida during the preceding 36 months shall be considered an affiliate.

7. I understand that a "person" as defined in Paragraph 287.133(1) (e), Florida Statutes, means any natural person or entity organized under the laws of the state or of the United States with the legal power to enter into a binding contract for provision of goods or services let by a public entity, or which otherwise transacts or applies to transact business with a public entity. The term "person" includes those officers, directors, executives, partners, shareholders, employees, members, and agents who are active in management of an entity.

8. Based on information and belief, the statement which I have marked below is true in relation to the entity submitting this sworn statement. (Please indicate which statement applies)

   ✓ Neither the entity submitting this sworn statement, nor any officers, directors, executives, partners, shareholders, employees, members, or agents who are active in management of the entity, nor affiliate of the entity have been charged with and convicted of a public entity crime subsequent to July 1, 1989.

   ____ The entity submitting this sworn statement, or one or more of the officers, directors, executives, partners, shareholders, employees, members, or agents who are active in management of the entity, or an affiliate of the entity has been charged with and convicted of a public entity crime subsequent to July 1, 1989. (Please attach a copy of the final order.)

   ____ The person or affiliate was placed on the convicted FIRM list. There has been a subsequent proceeding before a hearing officer of the State of Florida, Division of Administrative Hearings. The final order entered by the hearing officer determined that it was in public interest to remove the person or affiliate from the convicted FIRM list. (Please attach a copy of the final order.)

   ____ The person or affiliate has not been placed on the convicted FIRM list. (Please describe any action taken by, or pending with, the Department of General Services.)

_____ June 15, 2026
Signature Date:

STATE OF FLORIDA
COUNTY OF ORANGE
Sworn to (or affirmed) and subscribed before me by means of ☑ physical presence or ☐ online notarization, this 15th day of June 2026
by Joel Tindal,

Gina Spears-Cartagena Gina Spears-Cartagena
Notary Public Printed Name

My Commission Expires December 18, 2026

GINA SPEARS-CARTAGENA
Notary Public - State of Florida
Commission # HH 329059
My Comm. Expires Dec 18, 2026
Bonded through National Notary Assn.

Personally Known X OR Produced Identification _____ ID Produced _____

THIS FORM SHALL BE INCLUDED WITH BID/PROPOSAL

EXHIBIT "C"
DRUG-FREE WORKPLACE CERTIFICATION

The below-signed INDIVIDUAL/FIRM certifies that it has implemented a drug-free workplace program. In order to have a drug-free workplace prepare, a business shall:

1. Publish a statement notifying employees that the unlawful manufacture, distribution, dispensing, possession, or use of a controlled substance is prohibited in the workplace and specifying the actions that will be taken against employees for violation of such prohibition.

2. Inform employees about the dangers of drug abuse in the workplace, the business's policy of maintaining a drug-free workplace, any available drug counseling, rehabilitation, and employee assistance programs, and the penalties that may be imposed upon employees for drug abuse violations.

3. Give each employee engaged in providing the commodities or services a copy of the statement specified in paragraph 1.

4. In the statement in paragraph 1., notify the employees that, as a condition of working on the commodities or contractual services that are under proposal, the employee will abide by the terms of the statement and will notify the employer of any conviction of, or plea of nolo contendere to, any violation occurring in the workplace no later than five (5) working days after such conviction.

5. Impose a sanction on, or require fine satisfactory participation in drug abuse assistance or rehabilitation program if such is available in the employee's community, by any employee who is convicted.

6. Make a good faith effort to continue to maintain a drug-free workplace through implementation of this section.

As the person authorized to sign this statement, I Certify that this firm complies fully with the above drug-free workplace requirements.

COMPANY: Hilltop Securities Inc.

CITY: 717 N. Harwood St., Ste. 3400 STATE: TX ZIP CODE: 75201

SIGNATURE: _____ PHONE: 214.953.8874

NAME (TYPED OR PRINTED): Joel Tindal TITLE: Managing Director

THIS FORM SHALL BE INCLUDED WITH BID/PROPOSAL

EXHIBIT "D"
E-VERIFY STATEMENT

Bid/Proposal Number: RFP 26-03

Project Description: Financial Advisor and Arbitrage Services

I/FIRM acknowledges and agrees to the following:

I/FIRM will utilize the U.S. Department of Homeland Security's E-Verify system, in accordance with the terms governing use of the system, to confirm the employment eligibility of:

1. All persons employed by the FIRM during the term of the Contract to perform employment duties within Florida; and

2. All persons assigned by the FIRM to perform work pursuant to the contract with the Department.

Individual/Company/Firm: Joel Tindal, Hilltop Securities Inc.

Authorized Signature: 

Title: Managing Director

Date: June 15, 2026

THIS FORM SHALL BE INCLUDED WITH BID/PROPOSAL

EXHIBIT "E"
PROPOSER ACKNOWLEDGEMENTS AND AGREEMENTS

The undersigned, as an employee or agent of the Proposer, having the authority to sign a binding agreement on behalf of the corporation, company, or firm presenting this submittal, confirms understanding and/or agreement and/or takes exception with any statement in the following sections of this RFP document.

1. INTRODUCTION AND GENERAL INFORMATION
   Understands and agrees to all terms.

2. PROPOSAL INSTRUCTIONS, TERMS AND CONDITIONS
   Understands and agrees to all terms.

3. EVALUATION AND CONTRACT OVERVIEW
   Understands and agrees to all terms.

4. PROPOSER'S RESPONSE: SUBMITTAL INFORMATION
   Understands and agrees to all terms.

5. PROPOSER'S RESPONSE: PROPOSED TEAM
   Understands and agrees to all terms.

6. PROPOSER'S RESPONSE: PROPOSED COMPENSATION
   Understands and agrees to all terms.

Name: Joel Tindal Title: Managing Director

Signature: _____ Date: June 15, 2026

THIS FORM SHALL BE INCLUDED WITH BID/PROPOSAL

EXHIBIT "F"

CONFLICT OF INTEREST STATEMENT

This sworn statement is submitted with Bid, Proposal or Contract for RFP 26-03.

This sworn statement is submitted by (entity) Hilltop Securities Inc. whose business address is 717 N. Harwood St., Ste. 3400, Dallas, TX 75201 and (if applicable) Federal Employer Identification Number (FEIN) is 75-1382137 (If a Sole Proprietor and you have no FEIN, include the last four (4) digits of your Social Security Number: _____.)

My name is Joel Tindal and my relationship to the entity named above is Managing Director.

1. The above-named entity is submitting a Proposal for the City of Fernandina Beach.
2. The Affiant has made diligent inquiry and provides the information contained in the Affidavit based upon his/her own knowledge.
3. The Affiant states that only one submittal for the above proposal is being submitted and that the above-named entity has no financial interest in other entities submitting proposals for the same project.
4. Neither the Affiant nor the above- n a m e d entity has directly or indirectly entered into any agreement, participated in any collusion, or otherwise taken any action in restraints of free competitive pricing in connection with the entity's submittal for the above proposal. This statement restricts the discussion of pricing data until the completion of negotiations if necessary and execution of the Contract for this project.
5. Neither the entity not its affiliates, nor anyone associated with them, is presently suspended or otherwise ineligible from participation in contract letting by any local, State, or Federal Agency.
6. Neither the entity nor its affiliates, nor anyone associated with them have any potential conflict of interest due to any other clients, contracts, or property interests for this project.
7. I certify that no member of the entity's ownership or management is presently applying for an employee position or actively seeking an elected position with the City of Fernandina Beach.
8. I certify that no member of the entity's ownership or management, or staff has a vested interest in any aspect of the City of Fernandina Beach.
9. In the event that a conflict of interest is identified in the provision of services, I, on behalf of the above named entity, will immediately notify the City of Fernandina Beach.

CITY OF FERNANDINA BEACH, FLORIDA
REQUEST FOR PROPOSAL 26-03
FINANCIAL ADVISOR AND ARBITRAGE SERVICES PROVIDER

Signature June 15, 2026
Date:

STATE OF FLORIDA
COUNTY OF ORANGE

Sworn to (or affirmed) and subscribed before me by means of ☑ physical presence or ☐ online notarization, this 15th day of June 2026
by Joel Tindal,

Gina Spears-Cartagena Gina Spears-Cartagena
Notary Public Printed Name

GINA SPEARS-CARTAGENA
Notary Public - State of Florida
Commission # HH 329059
My Comm. Expires Dec 18, 2026
Bonded through National Notary Assn.

My Commission Expires December 18, 2026

Personally Known X OR Produced Identification _____ ID Produced _____

THIS FORM SHALL BE INCLUDED WITH BID/PROPOSAL

CITY OF FERNANDINA BEACH, FLORIDA
REQUEST FOR PROPOSAL 26-03
FINANCIAL ADVISOR AND ARBITRAGE SERVICES PROVIDER

EXHIBIT "G"
NON-COLLUSION AFFIDAVIT

This sworn statement is submitted with Bid, Proposal or Contract for RFP 26-03.

This sworn statement is submitted by (entity) Hilltop Securities Inc. whose business address is 717 N. Harwood St., Ste. 3400, Dallas, TX 75201 and (if applicable) Federal Employer Identification Number (FEIN) is 75-1382137 (If a Sole Proprietor and you have no FEIN, include the last four (4) digits of your Social Security Number: _____.)

My name is Joel Tindal and my relationship to the entity named above is Managing Director.

1. The above named is fully informed respecting the preparation and contents of the attached proposal and of all pertinent circumstances respecting such proposal;

2. Such Proposal is genuine and is not a collusive or sham proposal;

3. Neither the said Proposer nor any of its officers, partners, owners, agents, representatives, employees, or parties in interest, including this affiant, has in any way colluded, connived, or agreed, directly or indirectly, with any other Bidder, firm or person to submit a collusive or sham Proposal in connection with such Contract, or has in any manner, directly or indirectly, sought by agreement or collusion or communication or conference with any other Bidder, firm, or person to fix the price or prices in the attached proposal or any other Bidder, or to fix any overhead, profit or cost element of the proposal price or the proposal price of any other Bidder, or to secure through any collusion, connivance, or unlawful agreement any advantage against the City of Fernandina Beach, Florida or any person interested in the proposed Contract; and

4. The price or prices quoted in the attached proposal are fair and proper and are not tainted by any collusion, conspiracy, connivance, or unlawful agreement on the part of the Bidder or any of its agents, representatives, owners, employees, or parties in interest, including this affiant.

_____ June 15, 2026
Signature Date:

STATE OF FLORIDA
COUNTY OF ORANGE

Sworn to (or affirmed) and subscribed before me by means of ☒ physical presence or ☐ online notarization, this 15th day of June 2026 by Joel Tindal,

Gina Spears-Cartagena Gina Spears-Cartagena
Notary Public Printed Name

GINA SPEARS-CARTAGENA
Notary Public - State of Florida
Commission # HH 329059
My Comm. Expires Dec 18, 2026
Bonded through National Notary Assn.

My Commission Expires December 18, 2026

Personally Known X OR Produced Identification _____ ID Produced _____

THIS FORM SHALL BE INCLUDED WITH BID/PROPOSAL

EXHIBIT "H"
DISPUTES DISCLOSURE FORM

Answer the following questions by placing as "X" after "YES" or "NO". If you answer "YES", please explain in the space provided, or via attachment.

Has your firm or any of its officers, received a reprimand of any nature or been suspended by the Department of Professional Regulations or any other regulatory agency or professional association within the last five (5) years?
YES___ NO_X__

Has your firm, or any member of your firm, been declared in default, terminated or removed from a contract or job related to the services your firm provides in the regular course of business within the last five (5) years?
YES_____NO_X___

Has your firm had against it or filed any request for equitable adjustment, contract claims, bid protest, or litigation in the past five (5) years that is related to the services your firm provides in the regular course of business?
YES_X_____NO_____ See below.*

If yes, state the nature of the request for equitable adjustment, contract claim, litigation, or protest, and state a brief description of the case, the outcome or status of the suit and the monetary amounts or extended contract time involved.

I hereby certify that all statements made are true and agree and understand that any misstatement or misrepresentation or falsification of facts shall be cause for forfeiture of rights for further consideration of this proposal for the City of Fernandina Beach.

Hilltop Securities Inc.	June 15, 2026
Firm	Date
	Joel Tindal, Managing Director
Authorized Signature	Printed or Typed Name and Title

*From time to time in the ordinary course of its business, HilltopSecurities is involved in civil legal proceedings and arbitration proceedings concerning matters arising in connection with the conduct of its business. To the best of our knowledge, information and belief based upon the facts available at this time, there is no threatened or pending litigation or arbitration proceeding that we believe would have a material adverse impact on the ability of HilltopSecurities to perform public finance advisory services.

THIS FORM SHALL BE INCLUDED WITH BID/PROPOSAL

Form **W-9**
(Rev. March 2024)
Department of the Treasury
Internal Revenue Service

Request for Taxpayer Identification Number and Certification

Go to *www.irs.gov/FormW9* for instructions and the latest information.

Give form to the requester. Do not send to the IRS.

Before you begin. For guidance related to the purpose of Form W-9, see *Purpose of Form*, below.

Print or type. See ***Specific Instructions*** on page 3.

1 Name of entity/individual. An entry is required. (For a sole proprietor or disregarded entity, enter the owner's name on line 1, and enter the business/disregarded entity's name on line 2.)

Hilltop Securities Inc.

2 Business name/disregarded entity name, if different from above.

3a Check the appropriate box for federal tax classification of the entity/individual whose name is entered on line 1. Check only **one** of the following seven boxes.

☐ Individual/sole proprietor ☑ C corporation ☐ S corporation ☐ Partnership ☐ Trust/estate

☐ LLC. Enter the tax classification (C = C corporation, S = S corporation, P = Partnership) . . . . .

Note: Check the "LLC" box above and, in the entry space, enter the appropriate code (C, S, or P) for the tax classification of the LLC, unless it is a disregarded entity. A disregarded entity should instead check the appropriate box for the tax classification of its owner.

☐ Other (see instructions)

3b If on line 3a you checked "Partnership" or "Trust/estate," or checked "LLC" and entered "P" as its tax classification, and you are providing this form to a partnership, trust, or estate in which you have an ownership interest, check this box if you have any foreign partners, owners, or beneficiaries. See instructions . . . . . ☐

4 Exemptions (codes apply only to certain entities, not individuals; see instructions on page 3):

Exempt payee code (if any)

Exemption from Foreign Account Tax Compliance Act (FATCA) reporting code (if any)

(Applies to accounts maintained outside the United States.)

5 Address (number, street, and apt. or suite no.). See instructions.

717 N. Harwood Street, Suite 3400

6 City, state, and ZIP code

Dallas, TX 75201

Requester's name and address (optional)

7 List account number(s) here (optional)

Part I Taxpayer Identification Number (TIN)

Enter your TIN in the appropriate box. The TIN provided must match the name given on line 1 to avoid backup withholding. For individuals, this is generally your social security number (SSN). However, for a resident alien, sole proprietor, or disregarded entity, see the instructions for Part I, later. For other entities, it is your employer identification number (EIN). If you do not have a number, see *How to get a TIN*, later.

Note: If the account is in more than one name, see the instructions for line 1. See also *What Name and Number To Give the Requester* for guidelines on whose number to enter.

Social security number

			–		–				

or

Employer identification number

7	5	–	1	3	8	2	1	3	7

Part II Certification

Under penalties of perjury, I certify that:

1. The number shown on this form is my correct taxpayer identification number (or I am waiting for a number to be issued to me); and
2. I am not subject to backup withholding because (a) I am exempt from backup withholding, or (b) I have not been notified by the Internal Revenue Service (IRS) that I am subject to backup withholding as a result of a failure to report all interest or dividends, or (c) the IRS has notified me that I am no longer subject to backup withholding; and
3. I am a U.S. citizen or other U.S. person (defined below); and
4. The FATCA code(s) entered on this form (if any) indicating that I am exempt from FATCA reporting is correct.

Certification instructions. You must cross out item 2 above if you have been notified by the IRS that you are currently subject to backup withholding because you have failed to report all interest and dividends on your tax return. For real estate transactions, item 2 does not apply. For mortgage interest paid, acquisition or abandonment of secured property, cancellation of debt, contributions to an individual retirement arrangement (IRA), and, generally, payments other than interest and dividends, you are not required to sign the certification, but you must provide your correct TIN. See the instructions for Part II, later.

Sign Here **Signature of U.S. person**  **Date** June 15, 2026

General Instructions

Section references are to the Internal Revenue Code unless otherwise noted.

Future developments. For the latest information about developments related to Form W-9 and its instructions, such as legislation enacted after they were published, go to *www.irs.gov/FormW9*.

What's New

Line 3a has been modified to clarify how a disregarded entity completes this line. An LLC that is a disregarded entity should check the appropriate box for the tax classification of its owner. Otherwise, it should check the "LLC" box and enter its appropriate tax classification.

New line 3b has been added to this form. A flow-through entity is required to complete this line to indicate that it has direct or indirect foreign partners, owners, or beneficiaries when it provides the Form W-9 to another flow-through entity in which it has an ownership interest. This change is intended to provide a flow-through entity with information regarding the status of its indirect foreign partners, owners, or beneficiaries, so that it can satisfy any applicable reporting requirements. For example, a partnership that has any indirect foreign partners may be required to complete Schedules K-2 and K-3. See the Partnership Instructions for Schedules K-2 and K-3 (Form 1065).

Purpose of Form

An individual or entity (Form W-9 requester) who is required to file an information return with the IRS is giving you this form because they

CERTIFICATE OF LIABILITY INSURANCE

DATE (MM/DD/YYYY): 05/06/2026

THIS CERTIFICATE IS ISSUED AS A MATTER OF INFORMATION ONLY AND CONFERS NO RIGHTS UPON THE CERTIFICATE HOLDER. THIS CERTIFICATE DOES NOT AFFIRMATIVELY OR NEGATIVELY AMEND, EXTEND OR ALTER THE COVERAGE AFFORDED BY THE POLICIES BELOW. THIS CERTIFICATE OF INSURANCE DOES NOT CONSTITUTE A CONTRACT BETWEEN THE ISSUING INSURER(S), AUTHORIZED REPRESENTATIVE OR PRODUCER, AND THE CERTIFICATE HOLDER.

IMPORTANT: If the certificate holder is an ADDITIONAL INSURED, the policy(ies) must have ADDITIONAL INSURED provisions or be endorsed. If SUBROGATION IS WAIVED, subject to the terms and conditions of the policy, certain policies may require an endorsement. A statement on this certificate does not confer rights to the certificate holder in lieu of such endorsement(s).

PRODUCER
MARSH USA, LLC.
4400 Comerica Bank Tower
1717 Main Street
Dallas, TX 75201-7357

DN101798175--GAWUE-26-27

CONTACT NAME: Marsh Certificate Requests
PHONE (A/C, No, Ext): **FAX (A/C, No):** (212) 948-0519
E-MAIL ADDRESS: Dallas.Certs@marsh.com

INSURER(S) AFFORDING COVERAGE	NAIC #
INSURER A : Great Northern Insurance Company	20303
INSURER B : N/A	N/A
INSURER C : ACE American Insurance Company	22667
INSURER D : Illinois Union Insurance Company	27960
INSURER E :	
INSURER F :	

INSURED
Hilltop Securities Inc
Hilltop Securities Asset Management
Momentum Independent Network Inc.
717 N. Harwood St. Suite 3400
Dallas, TX 75201

COVERAGES **CERTIFICATE NUMBER:** HOU-003921123-17 **REVISION NUMBER:** 5

THIS IS TO CERTIFY THAT THE POLICIES OF INSURANCE LISTED BELOW HAVE BEEN ISSUED TO THE INSURED NAMED ABOVE FOR THE POLICY PERIOD INDICATED. NOTWITHSTANDING ANY REQUIREMENT, TERM OR CONDITION OF ANY CONTRACT OR OTHER DOCUMENT WITH RESPECT TO WHICH THIS CERTIFICATE MAY BE ISSUED OR MAY PERTAIN, THE INSURANCE AFFORDED BY THE POLICIES DESCRIBED HEREIN IS SUBJECT TO ALL THE TERMS, EXCLUSIONS AND CONDITIONS OF SUCH POLICIES. LIMITS SHOWN MAY HAVE BEEN REDUCED BY PAID CLAIMS.

INSR LTR	TYPE OF INSURANCE	ADDL INSD	SUBR WVD	POLICY NUMBER	POLICY EFF (MM/DD/YYYY)	POLICY EXP (MM/DD/YYYY)	LIMITS	
A	X **COMMERCIAL GENERAL LIABILITY** CLAIMS-MADE [X] OCCUR GEN'L AGGREGATE LIMIT APPLIES PER: POLICY [ ] PRO-JECT [X] LOC OTHER:	Y	Y	36069105	04/30/2026	04/30/2027	EACH OCCURRENCE DAMAGE TO RENTED PREMISES (Ea occurrence) MED EXP (Any one person) PERSONAL & ADV INJURY GENERAL AGGREGATE PRODUCTS - COMP/OP AGG	$ 1,000,000 $ 1,000,000 $ 10,000 $ 1,000,000 $ 2,000,000 $ 2,000,000
A	**AUTOMOBILE LIABILITY** X ANY AUTO OWNED AUTOS ONLY HIRED AUTOS ONLY SCHEDULED AUTOS NON-OWNED AUTOS ONLY	Y	Y	7362-13-56	04/30/2026	04/30/2027	COMBINED SINGLE LIMIT (Ea accident) BODILY INJURY (Per person) BODILY INJURY (Per accident) PROPERTY DAMAGE (Per accident)	$ 1,000,000 $ $ $
	UMBRELLA LIAB OCCUR **EXCESS LIAB** CLAIMS-MADE DED RETENTION $						EACH OCCURRENCE AGGREGATE	$ $
C	**WORKERS COMPENSATION AND EMPLOYERS' LIABILITY** ANYPROPRIETOR/PARTNER/EXECUTIVE OFFICER/MEMBER EXCLUDED? **(Mandatory in NH)** Y / N: N If yes, describe under DESCRIPTION OF OPERATIONS below	N / A	Y	71835399	04/30/2026	04/30/2027	X PER STATUTE [ ] OTH-ER E.L. EACH ACCIDENT E.L. DISEASE - EA EMPLOYEE E.L. DISEASE - POLICY LIMIT	 $ 1,000,000 $ 1,000,000 $ 1,000,000
D	Broker Dealer E&O			DON G70157366 007	04/30/2026	04/30/2027	Each Claim	3,000,000

DESCRIPTION OF OPERATIONS / LOCATIONS / VEHICLES (ACORD 101, Additional Remarks Schedule, may be attached if more space is required)

Named Insured includes: Momentum Independent Network Inc

General Liability and Auto liability policies include a Blanket Automatic Additional Insured endorsement or provision that provides Additional Insured status to certificate holder only when there is a written contract between named insured and certificate holder that requires such status. General Liability policy contains a special endorsement that provides Blanket Primary Non-Contributory as required by written contract.General Liability, Auto Liability and Workers Compensation policies include a Blanket Automatic Waiver of Subrogation endorsement or provision that provides this feature only when there is a written contract between named insured and certificate holder that requires it.

CERTIFICATE HOLDER

Hilltop Securities Inc.
6565 Hillcrest Ave
Hilltop Plaza Suites 300, 400, 500 & 600
University Park, TX 75205

CANCELLATION

SHOULD ANY OF THE ABOVE DESCRIBED POLICIES BE CANCELLED BEFORE THE EXPIRATION DATE THEREOF, NOTICE WILL BE DELIVERED IN ACCORDANCE WITH THE POLICY PROVISIONS.

AUTHORIZED REPRESENTATIVE of Marsh USA LLC



© 1988-2016 ACORD CORPORATION. All rights reserved.

ADDITIONAL REMARKS SCHEDULE

AGENCY	NAMED INSURED
MARSH USA, LLC.	Hilltop Securities Inc Hilltop Securities Asset Management Momentum Independent Network Inc. 717 N. Harwood St. Suite 3400 Dallas, TX 75201
POLICY NUMBER	
CARRIER / NAIC CODE	EFFECTIVE DATE:

ADDITIONAL REMARKS

THIS ADDITIONAL REMARKS FORM IS A SCHEDULE TO ACORD FORM,

FORM NUMBER: 25 **FORM TITLE:** Certificate of Liability Insurance

Hilltop Securities Holdings Broker Dealer E&O: 4/30/26-4/30/27:

1st Excess
Insurer: Berkshire Hathaway Specialty Insurance Company (NAIC 22276)
Broker Dealer E&O Excess
Policy Number: 47-EPF-310842-07
Limit: $3,000,000 Each Claim & Policy Aggregate excess of $3,000,000

2nd Excess
Insurer: XL Specialty Insurance Company (NAIC 37885)
Broker Dealer E&O Excess
Policy Number: ELU203315-26
Limits: 3,000,000 Each Claim & Policy Aggregate excess of $6,000,000

3rd Excess
Insurer: QBE Insurance Corporation (NAIC 39217)
Broker Dealer E&O Excess
Policy Number: 130009715
Limits: 3,000,000 Each Claim & Policy Aggregate excess of $9,000,000

4th Excess
Insurer: Continental Casualty Company (NAIC 20443)
Broker Dealer E&O Excess
Policy Number: 817125357
Limits: 3,000,000 Each Claim & Policy Aggregate excess of $12,000,000

SIR Values:
SIR for an Insured Registered Representative: $10,000
SIR for an Insured Broker Dealer: $1,000,000

© 2008 ACORD CORPORATION. All rights reserved.
The ACORD name and logo are registered marks of ACORD

FINANCIAL ADVISOR AND ARBITRAGE SERVICES
RFP 26-03

	Criteria	Weight
	COMBINED SCORING	
1	Qualifications and availability of key personel to be assigned to the City	30
2	Experience with credit rating services, financial institutions, investors, and municipal bond credit enhancers	30
3	Demonstrate knowledge of the general financial character and environment currently impacting Florida municipalities, and experience servicing local governments in Florida including references.	30
4	The firm's proposed fee schedule for the requested services and for various alternative financing methods.	10
	Maximum Points	100

Rating (used to fill in yellow boxes)

0	Did not address
1	Significant deficiencies
2	Some deficiencies
3	Meets requirements/expectation
4	Slightly exceeds expectations
5	Greatly exceeds expectations

	Criteria	HILLTOP SECURITIES	Total	PFM FINANCIAL	Total
1	Qualifications and availability of key personel to be assigned to the City	17	102.00	18	108.00
2	Experience with credit rating services, financial institutions, investors, and municipal bond credit enhancers	19	114.00	20	120.00
3	Demonstrate knowledge of the general financial character and environment currently impacting Florida municipalities, and experience servicing local governments in Florida including references.	16	96.00	22	132.00
4	The firm's proposed fee schedule for the requested services and for various alternative financing methods.	14	28.00	19	38.00
	SCORE	66	340.00	79	398.00

FINANCIAL ADVISOR AND ARBITRAGE SERVICES
RFP 26-03

	Criteria	CARRIE NORFLEET
1	Qualifications and availability of key personel to be assigned to the City	
2	Experience with credit rating services, financial institutions, investors, and municipal bond credit enhancers	
3	Demonstrate knowledge of the general financial character and environment currently impacting Florida municipalities, and experience servicing local governments in Florida including references.	
4	The firm's proposed fee schedule for the requested services and for various alternative financing methods.	
	Maximum Points	
	Rating (used to fill in yellow boxes)	0
		1
		2
		3
		4
		5

	Criteria
1	Qualifications and availability of key personel to be assigned to the City
2	Experience with credit rating services, financial institutions, investors, and municipal bond credit enhancers
3	Demonstrate knowledge of the general financial character and environment currently impacting Florida municipalities, and experience servicing local governments in Florida including references.
4	The firm's proposed fee schedule for the requested services and for various alternative financing methods.
	SCORE

Weight	
30	
30	
30	
10	
100	

Did not address
Significant deficiencies
Some deficiencies
Meets requirements/expectation
Slightly exceeds expectations
Greatly exceeds expectations

HILLTOP SECURITIES		PFM FINANCIAL	
	Total		Total
4	24.00	4	24.00
5	30.00	4	24.00
4	24.00	5	30.00
3	6.00	4	8.00
16	84.00	17	86.00

FINANCIAL ADVISOR AND ARBITRAGE SERVICES
RFP 26-03

	Criteria	FRANK MILLER
1	Qualifications and availability of key personel to be assigned to the City	
2	Experience with credit rating services, financial institutions, investors, and municipal bond credit enhancers	
3	Demonstrate knowledge of the general financial character and environment currently impacting Florida municipalities, and experience servicing local governments in Florida including references.	
4	The firm's proposed fee schedule for the requested services and for various alternative financing methods.	
	Maximum Points	
	Rating (used to fill in yellow boxes)	0
		1
		2
		3
		4
		5

	Criteria
1	Qualifications and availability of key personel to be assigned to the City
2	Experience with credit rating services, financial institutions, investors, and municipal bond credit enhancers
3	Demonstrate knowledge of the general financial character and environment currently impacting Florida municipalities, and experience servicing local governments in Florida including references.
4	The firm's proposed fee schedule for the requested services and for various alternative financing methods.
	SCORE

Weight	
30	
30	
30	
10	
100	

Did not address
Significant deficiencies
Some deficiencies
Meets requirements/expectation
Slightly exceeds expectations
Greatly exceeds expectations

HILLTOP SECURITIES			PFM FINANCIAL		
		Total			Total
3	18.00		3	18.00	
4	24.00		4	24.00	
3	18.00		4	24.00	
3	6.00		4	8.00	
13	66.00		15	74.00	

FINANCIAL ADVISOR AND ARBITRAGE SERVICES
RFP 26-03

	Criteria	GENECE MINSHEW
1	Qualifications and availability of key personel to be assigned to the City	
2	Experience with credit rating services, financial institutions, investors, and municipal bond credit enhancers	
3	Demonstrate knowledge of the general financial character and environment currently impacting Florida municipalities, and experience servicing local governments in Florida including references.	
4	The firm's proposed fee schedule for the requested services and for various alternative financing methods.	
	Maximum Points	
	Rating (used to fill in yellow boxes)	0
		1
		2
		3
		4
		5

	Criteria
1	Qualifications and availability of key personel to be assigned to the City
2	Experience with credit rating services, financial institutions, investors, and municipal bond credit enhancers
3	Demonstrate knowledge of the general financial character and environment currently impacting Florida municipalities, and experience servicing local governments in Florida including references.
4	The firm's proposed fee schedule for the requested services and for various alternative financing methods.
	SCORE

Weight	
	30
	30
	30
	10
	100

Did not address
Significant deficiencies
Some deficiencies
Meets requirements/expectation
Slightly exceeds expectations
Greatly exceeds expectations

	HILLTOP SECURITIES		PFM FINANCIAL	
		Total		Total
	3	18.00	4	24.00
	3	18.00	3	18.00
	3	18.00	4	24.00
	3	6.00	4	8.00
	12	60.00	15	74.00

FINANCIAL ADVISOR AND ARBITRAGE SERVICES
RFP 26-03

	Criteria	JIM RAUSCHENBERGER
1	Qualifications and availability of key personel to be assigned to the City	
2	Experience with credit rating services, financial institutions, investors, and municipal bond credit enhancers	
3	Demonstrate knowledge of the general financial character and environment currently impacting Florida municipalities, and experience servicing local governments in Florida including references.	
4	The firm's proposed fee schedule for the requested services and for various alternative financing methods.	
		Maximum Points

Rating (used to fill in yellow boxes)

0
1
2
3
4
5

	Criteria
1	Qualifications and availability of key personel to be assigned to the City
2	Experience with credit rating services, financial institutions, investors, and municipal bond credit enhancers
3	Demonstrate knowledge of the general financial character and environment currently impacting Florida municipalities, and experience servicing local governments in Florida including references.
4	The firm's proposed fee schedule for the requested services and for various alternative financing methods.
	SCORE

Weight	
	30
	30
	30
	10
	100

Did not address
Significant deficiencies
Some deficiencies
Meets requirements/expectation
Slightly exceeds expectations
Greatly exceeds expectations

HILLTOP SECURITIES		PFM FINANCIAL	
	Total		Total
4	24.00	4	24.00
3	18.00	4	24.00
3	18.00	4	24.00
3	6.00	4	8.00
13	66.00	16	80.00

FINANCIAL ADVISOR AND ARBITRAGE SERVICES
RFP 26-03

	Criteria	SUSAN CARLESS
1	Qualifications and availability of key personel to be assigned to the City	
2	Experience with credit rating services, financial institutions, investors, and municipal bond credit enhancers	
3	Demonstrate knowledge of the general financial character and environment currently impacting Florida municipalities, and experience servicing local governments in Florida including references.	
4	The firm's proposed fee schedule for the requested services and for various alternative financing methods.	
	Maximum Points	
	Rating (used to fill in yellow boxes)	0
		1
		2
		3
		4
		5

	Criteria
1	Qualifications and availability of key personel to be assigned to the City
2	Experience with credit rating services, financial institutions, investors, and municipal bond credit enhancers
3	Demonstrate knowledge of the general financial character and environment currently impacting Florida municipalities, and experience servicing local governments in Florida including references.
4	The firm's proposed fee schedule for the requested services and for various alternative financing methods.
	SCORE

Weight	
30	
30	
30	
10	
100	

Did not address
Significant deficiencies
Some deficiencies
Meets requirements/expectation
Slightly exceeds expectations
Greatly exceeds expectations

HILLTOP SECURITIES		PFM FINANCIAL	
	Total		Total
3	18.00	3	18.00
4	24.00	5	30.00
3	18.00	5	30.00
2	4.00	3	6.00
12	64.00	16	84.00

NOTICE OF REQUEST FOR PROPOSAL

RFP 26-03 FINANCIAL ADVISOR AND ARBITRAGE SERVICES PROVIDER

The City of Fernandina Beach, Florida (City) is accepting competitive sealed proposals for a **Financial Advisor and Arbitrage Services Provider** from Florida licensed professionals to provide financial advice and arbitrage services to the City.

The City of Fernandina Beach will receive sealed proposals from qualifying financial advisor and arbitrage service providers through **Demandstar.com** (www.demandstar.com). Proposals must be uploaded to Demandstar.com E-Bidding System prior to **2:00PM, June 16, 2026**.

RFP documents can be found on the City of Fernandina Beach website, Bids/ Purchasing/Fernandina Beach, FL - Official Website.

As of June 1, 2025, The City of Fernandina Beach will be using the **DemandStar E-bidding** system for the notification and distribution of the City's ITB, RFP and RFQ documents. Vendors should submit responses through the DemandStar website at www.demandstar.com. The City asks that all vendors register with DemandStar for notification of open ITBs, RFPs and RFQs. To register, please go to www.demandstar.com/registration. On the registration form, enter the required information and be sure to select the City of Fernandina Beach as your Free Agency Registration.

DemandStar is an independent entity and is not an agent or representative of the City. Communications to DemandStar do not constitute communications to the City. The City is not responsible for errors and omissions occurring in the transmission or download of any documents from this website.

Vendors who obtain ITBs, RFPs and RFQs from a source other than DemandStar are cautioned that the information may be incomplete.

Questions regarding the RFP requirements or process can be directed in writing to Wanda Weaks, Purchasing Specialist at wweaks@fbfl.org.

Topic: City of Fernandina Beach E-Bid Openings
Join Zoom Meeting
https://us06web.zoom.us/j/88112532076?pwd=JjvRPVsRgVpyJH6B09hWc5K3mx6LDf.1

Meeting ID: 881 1253 2076
Passcode: 840329

One tap mobile
+13052241968,,88112532076#,,,,*840329# US
+16469313860,,88112532076#,,,,*840329# US

CITY OF FERNANDINA BEACH RFP OPENING

RFP26-03 FINANCIAL ADVISOR AND ARBITRAGE SERVICES
RFP Opening June 16, 2026; 2:00PM
Opened by Wanda Weaks

DATE/TIME	COMPANY NAME - LOCATION	REQUIRED FORMS A-H
6/16/2026 1:50PM	HILLTOP SECURITIES, DALLAS, TX	✓
06/16/2026 12:04PM	PFM FINANCIAL, ORLANDO, FL	✓

This is a preliminary summary of the submittals as they were opened and announced. Contractor/Vendor should not assume award until after final/review/recommendation for award.

RESOLUTION 2002-163

A RESOLUTION OF THE CITY COMMISSION OF THE CITY OF FERNANDINA BEACH, FLORIDA, APPROVING THE AGREEMENT FOR PROFESSIONAL SERVICES WITH FIRST SOUTHWEST COMPANY FOR FINANCIAL ADVISORY SERVICES; AND PROVIDING FOR AN EFFECTIVE DATE.

WHEREAS, the city commission is in need of financial advisors to analyze the city's debt and credit rating to determine its bonding capacity; and

WHEREAS, the First Southwest Company has been selected by the Florida League of Cities and the city of Orlando through the request for proposal process as its financial advisors

NOW THEREFORE BE IT RESOLVED BY THE CITY COMMISSION OF THE CITY OF FERNANDINA BEACH, FLORIDA THAT:

SECTION 1. The City Commission hereby approves the Agreement the Agreement for Professional Services between the city and the First Southwest Company.

SECTION 2. The City Commission hereby authorizes the city manager to execute said Agreement on behalf of the city.

SECTION 3. This resolution shall become effective immediately upon passage.

ADOPTED this 19th day of November, 2002 with a quorum present and voting.

CITY OF FERNANDINA BEACH

JOE GERRITY
Commissioner-Mayor

ATTEST:

CASSANDRA P. MITCHELL
City Clerk

8.4

RESOLUTION NUMBER 2002-163

A RESOLUTION OF THE CITY COMMISSION OF THE CITY OF FERNANDINA BEACH, FLORIDA, APPROVING THE AGREEMENT FOR PROFESSIONAL SERVICES WITH FIRST SOUTHWEST COMPANY FOR FINANCIAL ADVISORY SERVICES; AND PROVIDING FOR AN EFFECTIVE DATE.

WHEREAS, the city commission is in need of financial advisors to analyze the city's debt and credit rating to determine its bonding capacity; and

WHEREAS, the First Southwest Company has been selected by the Florida League of Cities and the city of Orlando through the request for proposal process as its financial advisors.

NOW, THEREFORE, BE IT RESOLVED BY THE CITY COMMISSION OF THE CITY OF FERNANDINA BEACH, FLORIDA, THAT:

SECTION 1. The City Commission hereby approves the Agreement For Professional Services between the city and the First Southwest Company.

SECTION 2. The City Commission hereby authorizes the city manager to execute said Agreement on behalf of the city.

SECTION 3. This resolution shall become effective immediately upon passage.

ADOPTED this _____ day of _____, 2002 with a quorum present and voting.

CITY OF FERNANDINA BEACH

_____
JOE GERRITY
Commissioner - Mayor

ATTEST:

_____
CASSANDRA P. MITCHELL
City Clerk

Move to 8.4
MOTION
Carries 4-0

Approved -
4-0

FINANCIAL ADVISORY AGREEMENT

This Financial Advisory Agreement (the "Agreement") is made and entered into by and between the City of Fernandina Beach, Florida ("Issuer") and First Southwest Company ("FSC") effective as of the date executed by the Issuer as set forth on the signature page hereof.

WITNESSETH:

WHEREAS, the Issuer will have under consideration from time to time the authorization and issuance of indebtedness in amounts and forms which cannot presently be determined and, in connection with the authorization, sale, issuance and delivery of such indebtedness, Issuer desires to retain an independent financial advisor; and

WHEREAS, the Issuer desires to obtain the professional services of FSC to advise the Issuer regarding the issuance and sale of certain evidences of indebtedness or debt obligations that may be authorized and issued or otherwise created or assumed by the Issuer (hereinafter referred to collectively as the "Debt Instruments") from time to time during the period in which this Agreement shall be effective; and

WHEREAS, FSC is willing to provide its professional services and its facilities as financial advisor in connection with all programs of financing as may be considered and authorized by Issuer during the period in which this Agreement shall be effective.

NOW, THEREFORE, the Issuer and FSC, in consideration of the mutual covenants and agreements herein contained and other good and valuable consideration, do hereby agree as follows:

SECTION I
DESCRIPTION OF SERVICES

Upon the request of an authorized representative of the Issuer, FSC agrees to perform the financial advisory services stated in the following provisions of this Section I; and for having rendered such services, the Issuer agrees to pay to FSC the compensation as provided in Section V hereof.

A. Financial Planning. At the direction of Issuer, FSC shall:

1. Survey and Analysis. Conduct a survey of the financial resources of the Issuer to determine the extent of its capacity to authorize, issue and service any Debt Instruments contemplated. This survey will include an analysis of any existing debt structure as compared with the existing and projected sources of revenues which may be pledged to secure payment of debt service and, where appropriate, will include a study of the trend of the assessed valuation, taxing power and present and future taxing requirements of the Issuer. In the event revenues of existing or projected facilities operated by the Issuer are to be pledged to repayment of the Debt Instruments then under consideration, the survey will take into account any outstanding indebtedness payable from the revenues thereof, additional revenues to be available from any proposed rate increases and additional revenues, as projected by consulting engineers employed by the Issuer, resulting from improvements to be financed by the Debt Instruments under consideration.

2. Future Financings. Consider and analyze future financing needs as projected by the Issuer's staff and consulting engineers or other experts, if any, employed by the Issuer.

3. Recommendations for Debt Instruments. On the basis of the information developed by the survey described above, and other information and experience available, submit to the Issuer recommendations regarding the Debt Instruments under consideration, including such elements as the date of issue, interest payment dates, schedule of principal maturities, options of prior payment, security provisions, and such other provisions as may be appropriate in order to make the issue attractive to investors while achieving the objectives of the Issuer. All recommendations will be consistent with the goal of designing the Debt Instruments to be sold on terms which are advantageous to the Issuer, including the lowest interest cost consistent with all other considerations.

4. Market Information. Advise the Issuer of our interpretation of current bond market conditions, other related forthcoming bond issues and general information, with economic data, which might normally be expected to influence interest rates or bidding conditions so that the date of sale of the Debt Instruments may be set at a favorable time.

5. Elections. In the event it is necessary to hold an election to authorize the Debt Instruments then under consideration, FSC will assist in coordinating the assembly of such data as may be required for the preparation of necessary petitions, orders, resolutions, ordinances, notices and certificates in connection with the election, including assistance in the transmission of such data to a firm of municipal bond attorneys ("Bond Counsel") retained by the Issuer.

B. Debt Management and Financial Implementation. At the direction of Issuer, FSC shall:

1. Method of Sale. Evaluate the particular financing being contemplated, giving consideration to the complexity, market acceptance, rating, size and structure in order to make a recommendation as to an appropriate method of sale, and:

a. If the Debt Instruments are to be sold by an advertised competitive sale, FSC will:

(1) Disseminate information to prospective bidders, organize such informational meetings as may be necessary, and facilitate prospective bidders' efforts in making timely submission of proper bids;

(2) Assist the staff of the Issuer in coordinating the receipt of bids, the safekeeping of good faith checks and the tabulation and comparison of submitted bids; and

(3) Advise the Issuer regarding the best bid and provide advice regarding acceptance or rejection of the bids.

b. If the Debt Instruments are to be sold by negotiated sale, FSC will:

(1) Recommend for Issuer's final approval and acceptance one or more investment banking firms as managers of an underwriting syndicate for the purpose of negotiating the purchase of the Debt Instruments.

(2) Cooperate with and assist any selected managing underwriter and their counsel in connection with their efforts to prepare any Official Statement or Offering Memorandum. FSC will cooperate with and assist the underwriters in the preparation of a bond purchase contract, an underwriters agreement and other related documents. The costs incurred in such efforts, including the printing of the documents, will be paid in accordance with the terms of the Issuer's agreement with the underwriters, but shall not be or become an obligation of FSC, except to the extent specifically provided otherwise in this Agreement or assumed in writing by FSC.

(3) Assist the staff of the Issuer in the safekeeping of any good faith checks, to the extent there are any such, and provide a cost comparison, for both expenses and interest which are suggested by the underwriters, to the then current market.

(4) Advise the Issuer as to the fairness of the price offered by the underwriters.

2. Offering Documents. Coordinate the preparation of the notice of sale and bidding instructions, official statement, official bid form and such other documents as may be required and submit all such documents to the Issuer for examination, approval and certification. After such examination, approval and certification, FSC shall provide the Issuer with a supply of all such documents sufficient to its needs and distribute by mail or, where appropriate, by electronic delivery, sets of the same to prospective purchasers of the Debt Instruments. Also, FSC shall provide copies of the final Official Statement to the purchaser of the Debt Instruments in accordance with the Notice of Sale and Bidding Instructions.

3. Credit Ratings. Make recommendations to the Issuer as to the advisability of obtaining a credit rating, or ratings, for the Debt Instruments and, when directed by the Issuer, coordinate the preparation of such information as may be appropriate for submission to the rating agency, or agencies. In those cases where the advisability of personal presentation of information to the rating agency, or agencies, may be indicated, FSC will arrange for such personal presentations, utilizing such

composition of representatives from the Issuer as may be finally approved or directed by the Issuer.

4. Trustee, Paying Agent, Registrar. Upon request, counsel with the Issuer in the selection of a Trustee and/or Paying Agent/Registrar for the Debt Instruments, and assist in the negotiation of agreements pertinent to these services and the fees incident thereto.

5. Financial Publications. When appropriate, advise financial publications of the forthcoming sale of the Debt Instruments and provide them with all pertinent information.

6. Consultants. After consulting with and receiving directions from the Issuer, arrange for such reports and opinions of recognized independent consultants as may be appropriate for the successful marketing of the Debt Instruments.

7. Auditors. In the event formal verification by an independent auditor of any calculations incident to the Debt Instruments is required, make arrangements for such services.

8. Issuer Meetings. Attend meetings of the governing body of the Issuer, its staff, representatives or committees as requested at all times when FSC may be of assistance or service and the subject of financing is to be discussed.

9. Printing. To the extent authorized by the Issuer, coordinate all work incident to printing of the offering documents and the Debt Instruments.

10. Bond Counsel. Maintain liaison with Bond Counsel in the preparation of all legal documents pertaining to the authorization, sale and issuance of the Debt Instruments.

11. Changes in Laws. Provide to the Issuer copies of proposed or enacted changes in federal and state laws, rules and regulations having, or expected to have, a significant effect on the municipal bond market of which FSC becomes aware in the ordinary course of its business, it being understood that FSC does not and may not act as an attorney for, or provide legal advice or services to, the Issuer.

12. Delivery of Debt Instruments. As soon as a bid for the Debt Instruments is accepted by the Issuer, coordinate the efforts of all concerned to the end that the Debt Instruments may be delivered and paid for as expeditiously as possible and assist the Issuer in the preparation or verification of final closing figures incident to the delivery of the Debt Instruments.

13. Debt Service Schedule; Authorizing Resolution. After the closing of the sale and delivery of the Debt Instruments, deliver to the Issuer a schedule of annual debt service requirements for the Debt Instruments and, in coordination with Bond Counsel, assure that the paying agent/registrar and/or trustee has been provided with a copy of the authorizing ordinance, order or resolution.

SECTION II
OTHER AVAILABLE SERVICES

In addition to the services set forth and described in Section I herein above, FSC agrees to make available to Issuer the following services, when so requested by the Issuer and subject to the agreement by Issuer and FSC regarding the compensation, if any, to be paid for such services, it being understood and agreed that the services set forth in this Section II shall require further agreement as to the compensation to be received by FSC for such services:

1. Investment of Funds. From time to time, as an incident to the other services provided hereunder as financial advisor, FSC may purchase such investments as may be directed and authorized by Issuer to be purchased, it being understood that FSC will be compensated in the normal and customary manner for each such transaction. In any instance wherein FSC may become entitled to receive fees or other compensation in any form from a third party with respect to these investment activities on behalf of Issuer, we will disclose to Issuer the nature and, to the extent such is known, the amount of any such compensation so that Issuer may consider the information in making its investment decision. It is understood and agreed that FSC is a duly licensed broker/dealer and is affiliated with First Southwest Asset Management, Inc. ("FSAMI"), a duly registered investment advisor. Issuer may, from time to time, utilize the broker/dealer services of FSC and/or the investment advisory services of FSAMI with respect to matters which do not involve or affect the financial advisory services referenced in this Agreement. The terms and conditions of the engagement of FSC and/or FSAMI to provide such services shall be determined by mutual agreement at the time such services are requested.

2. Exercising Calls and Refunding. Provide advice and assistance with regard to exercising any call and/or refunding of any outstanding Debt Instruments.

3. Capital Improvements Programs. Provide advice and assistance in the development of any capital improvements programs of the Issuer.

4. Long-Range Planning. Provide advice and assistance in the development of other long-range financing plans of the Issuer.

5. Post-Sale Services. Subsequent to the sale and delivery of Debt Instruments, review the transaction and transaction documentation with legal counsel for the Issuer, Bond Counsel, auditors and other experts and consultants retained by the Issuer and assist in developing appropriate responses to legal processes, audit procedures, inquiries, internal reviews and similar matters.

SECTION III
TERM OF AGREEMENT

This Agreement shall become effective as of the date executed by the Issuer as set forth on the signature page hereof and, unless terminated by either party pursuant to Section IV of this Agreement, shall remain in effect thereafter for a period of five (5) years from such date. Unless FSC or Issuer shall notify the other party in writing at least thirty (30) days in advance of the applicable anniversary date that this Agreement will not be renewed, this Agreement will be automatically renewed on the fifth anniversary of the date hereof for an additional one (1) year period and thereafter will be automatically renewed on each anniversary date for successive one (1) year periods.

SECTION IV
TERMINATION

This Agreement may be terminated with or without cause by the Issuer or FSC upon the giving of at least thirty (30) days' prior written notice to the other party of its intention to terminate, specifying in such notice the effective date of such termination. In the event of such termination, it is understood and agreed that only the amounts due FSC for services provided

and expenses incurred to the date of termination will be due and payable. No penalty will be assessed for termination of this Agreement.

SECTION V
COMPENSATION AND EXPENSE REIMBURSEMENT

The fees due to FSC for the services set forth and described in Section I of this Agreement with respect to each issuance of Debt Instruments during the term of this Agreement shall be calculated in accordance with the schedule set forth on Appendix A attached hereto. Unless specifically provided otherwise on Appendix A or in a separate written agreement between Issuer and FSC, such fees, together with any other fees as may have been mutually agreed upon and all expenses for which FSC is entitled to reimbursement, shall become due and payable concurrently with the delivery of the Debt Instruments to the purchaser.

SECTION VI
MISCELLANEOUS

1. Choice of Law. This Agreement shall be construed and given effect in accordance with the laws of the State of Florida.

2. Binding Effect; Assignment. This Agreement shall be binding upon and inure to the benefit of the Issuer and FSC, their respective successors and assigns; provided however, neither party hereto may assign or transfer any of its rights or obligations hereunder without the prior written consent of the other party.

3. Entire Agreement. This instrument contains the entire agreement between the parties relating to the rights herein granted and obligations herein assumed. Any oral or written representations or modifications concerning this Agreement shall be of no force or effect except for a subsequent modification in writing signed by all parties hereto.

FIRST SOUTHWEST COMPANY

By: _____
Hill A. Feinberg, Chairman and
Chief Executive Officer

By: _____
Edward D. Stull, Jr.
Senior Vice President

By: _____
John E. White
Senior Vice President

CITY OF FERNANDINA BEACH, FLORIDA

By: _____

Title: City Manager

Date: 11/20/02

ATTEST:

_____
City Clerk

APPENDIX A

FEE SCHEDULE

The fees due to FSC for the services set forth and described in this Agreement with respect to each issuance of Debt Instruments during the term of this Agreement shall be calculated in accordance with the schedule set forth below. Unless specifically provided otherwise herein or in a separate written agreement between the Issuer and FSC, such fees, together with any other fees and may have been mutually agreed upon and all expenses for which FSC is entitled to reimbursement, shall become due and payable concurrently with the delivery of the Debt Instruments to the purchaser.

A. The fees due to FSC for Specific Debt Financings will not exceed those contained in our customary fee schedule as listed below. (1)

$15,000	for	$0-10,000,000 of debt instruments issued
$1.25 per $1,000	for	$10-25,000,000 of debt instruments issued
$1.00 per $1,000	for	$25-40,000,000 of debt instruments issued
$0.75 per $1,000		Over $40,000,000

(1) Minimum $15,000 per transaction

If the Issuer decides to obtain financing from the Florida Municipal Loan Council (FMLC) Pool Program, FSC will provide the Issuer with a credit on the above referenced fees. The amount of the credit will be determined by taking the Issuer 's percentage of the overall bond issue and multiplying it by the financial advisory fee obtained by FSC in conjunction with the total FMLC bond issue.

B. Compensation on a time and expenses basis, for non-bond related services, FSC's hourly fee schedule, plus out-of-pocket expenses is as follows:

Position	Rate per Hour
Senior Vice President and above:	$175.00
Vice President:	$165.00
Assistant Vice President:	$150.00
Analyst:	$100.00
Administrative Staff:	$ 60.00

Due to the nature of financial advisory services and our business, FSC will bill the City in one-quarter hour increments.

C. In addition, FSC will act as sole bidding agent for the structuring and investment of certain Debt Instrument proceeds. FSC agrees to structure and conduct all bids for any of the funds authorized by the Debt Instrument documents and to comply with Treasury Regulation 1.148-5 that applies to computing the yield and value of such investments and determine required documentation. The successful investment provider shall pay FSC a fee equal to 0.05 percent of the weighted average dollar amount reasonably expected to be invested each year of the investment agreement. The fee paid by the winning provider will be the only compensation received by FSC in connection with its engagement of a bidding agent.

The payment of charges for financial advisory services described under Specific Debt Financings, of the foregoing Agreement shall be contingent upon the delivery of the debt instruments and shall be due at the time that the debt instruments are delivered. The payment of charges for other services shall be due and payable in accordance with the mutual agreement therefor between FSC and the Issuer.

The Issuer shall be responsible for the following ancillary expenses, if and when applicable, whether they are charged to the Issuer directly as expenses or charged to the Issuer by FSC as reimbursable expenses:

Bond counsel
Disclosure counsel
Bond printing
Bond ratings
Computer structuring
Credit enhancement
CPA fees for refunding
Official statement preparation and printing
Paying agent/registrar/trustee
Travel expenses
Underwriter and underwriters counsel
Miscellaneous, including copy, delivery, and phone charges

The charges for ancillary expenses, including computer structuring and official statement printing, shall be levied only for those services which are reasonably necessary in completing the transaction and which are reasonable in amount, unless such charges were incurred at the specific direction of the Issuer.

The payment of reimbursable expenses that FSC has assumed on behalf of the Issuer shall NOT be contingent upon the delivery of bonds and shall be due at the time that services are rendered and payable upon receipt of an invoice therefor submitted by FSC.

RESOLUTION 2021-11

A RESOLUTION OF THE CITY COMMISSION OF THE CITY OF FERNANDINA BEACH AUTHORIZING AN AGREEMENT WITH HILLTOP SECURITIES ASSET MANAGEMENT, LLC. TO PROVIDE ARBITRAGE AND REBATE CALCULATION SERVICES FOR THE CITY'S BONDS AND NOTES; AUTHORIZING EXECUTION; AND PROVIDING FOR AN EFFECTIVE DATE.

WHEREAS, the City is the issuer of various bonds, the General Obligation Bond issued in 2001, and the Utility System Refunding Bond issued in 2013; and

WHEREAS, as the issuer, the City has arbitrage and rebate rules from the Internal Revenue Service to comply with; and

WHEREAS, the City has contracted with Hilltop Securities Asset Management, LLC, via Resolution 2016-22, for these services, and the current contract is due to expire February 27, 2021; and

WHEREAS, staff has been very pleased with the services provided and proposes to enter into an additional five (5) year contract with Hilltop Securities Asset Management, LLC in order to ensure continued compliance with the arbitrage and rebate rules; and

WHEREAS, the cost of the annual contract is $1,600 per computational year, plus $750 for additional services relating to any IRS Information Requests; and

WHEREAS, funding is available in the Bond Expense Account, 3001000 57310, the Wastewater Contractual Account, 450 53400, and the Water Contractual Account, 460 53400.

NOW, THEREFORE, BE IT RESOLVED, BY THE CITY COMMISSION OF THE CITY OF FERNANDINA BEACH, THAT:

SECTION 1. The City Commission hereby approves the Agreement with First Southwest Asset Management, LLC, attached hereto as Exhibit "A", to continue ensured compliance with the arbitrage and rebate rules relating to the City's bonds.

SECTION 2. The City Manager and City Clerk are hereby authorized to execute the agreement, upon review and approval by the City Attorney.

SECTION 3. This resolution shall take effect immediately upon passage.

ADOPTED this 2nd day of February, 2021.

CITY OF FERNANDINA BEACH

MICHAEL A. LEDNOVICH
Commissioner-Mayor

ATTEST:

Caroline Best

CAROLINE BEST
City Clerk

APPROVED AS TO FORM AND LEGALITY:



TAMMI E. BACH
City Attorney

Form No. 148(f); Revised 2/12/19

AGREEMENT FOR
ARBITRAGE REBATE COMPLIANCE SERVICES
BETWEEN
CITY OF FERNANDINA BEACH, FLORIDA
(Hereinafter Referred to as the "Issuer")
AND
HILLTOP SECURITIES ASSET MANAGEMENT, LLC
(Hereinafter Referred to as "HSAM")

It is understood and agreed that the Issuer, in connection with the sale and delivery of certain bonds, notes, certificates, or other tax-exempt obligations (the "***Obligations***"), will have the need to determine to what extent, if any, it will be required to rebate certain investment earnings (the amount of such rebate being referred to herein as the "***Arbitrage Amount***") from the proceeds of the Obligations to the United States of America pursuant to the provisions of Section 148(f)(2) of the Internal Revenue Code of 1986, as amended (the "***Code***"). For purposes of this Agreement, the term "Arbitrage Amount" includes payments made under the election to pay penalty in lieu of rebate for a qualified construction issue under Section 148(f)(4) of the Code.

We are pleased to submit the following proposal for consideration; and if the proposal is accepted by the Issuer, it shall become the agreement (the "***Agreement***") between the Issuer and HSAM effective at the date of its acceptance as provided for herein below.

1. This Agreement shall apply to all issues of tax-exempt Obligations delivered subsequent to the effective date of the rebate requirements under the Code, except for (i) issues which qualify for exceptions to the rebate requirements in accordance with Section 148 of the Code and related Treasury regulations, or (ii) issues excluded by the Issuer in writing in accordance with the further provisions hereof, (iii) new issues effected in a fashion whereby HSAM is unaware of the existence of such issue, (iv) issues in which, for reasons outside the control of HSAM, HSAM is unable to procure the necessary information required to perform such services.

Covenants of Hilltop Securities Asset Management

2. We agree to provide our professional services in determining the Arbitrage Amount with regard to the Obligations. The Issuer will assume and pay the fee of HSAM as such fee is set out in Appendix A attached hereto. HSAM shall not be responsible for any extraordinary expenses incurred on behalf of Issuer in connection with providing such professional services, including any costs incident to litigation, mandamus action, test case or other similar legal actions.

3. We agree to perform the following duties in connection with providing arbitrage rebate compliance services:

   a. To cooperate fully with the Issuer in reviewing the schedule of investments made by the Issuer with (i) proceeds from the Obligations, and (ii) proceeds of other funds of the Issuer which, under Treasury Regulations Section 1.148, or any successor regulations thereto, are subject to the rebate requirements of the Code;

   b. To perform, or cause to be performed, consistent with the Code and the regulations promulgated thereunder, calculations to determine the Arbitrage Amount under Section 148(f)(2) of the Code; and

   c. To provide a report to the Issuer specifying the Arbitrage Amount based upon the investment schedule, the calculations of bond yield and investment yield, and other information deemed relevant by HSAM. In undertaking to provide the services set forth in paragraph 2 and this paragraph 3, HSAM does not assume any responsibility for any record retention requirements which the Issuer may have under the Code or other applicable laws, it being understood that the Issuer shall remain responsible for compliance with any such record retention requirements. HSAM shall maintain Issuer records and work product pursuant to its own internal document retention policy.

Covenants of the Issuer

4. In connection with the performance of the aforesaid duties, the Issuer agrees to the following:

   a. The fees due to HSAM in providing arbitrage rebate compliance services shall be calculated in accordance with Appendix A attached hereto. The fees will be payable upon delivery of the report prepared by HSAM for each issue of Obligations during the term of this Agreement.

   b. The Issuer will provide HSAM all information regarding the issuance of the Obligations and the investment of the proceeds therefrom, and any other information necessary in connection with calculating the Arbitrage Amount. HSAM will rely on the information supplied by the Issuer without inquiry, it being understood that HSAM will not conduct an audit or take any other steps to verify the accuracy or authenticity of the information provided by the Issuer.

   c. The Issuer will notify HSAM in writing of the retirement, prior to the scheduled maturity, of any Obligations included under the scope of this Agreement within 30 days of such retirement. This notification is required to provide sufficient time to comply with Treasury Regulations Section 1.148-3(g) which requires final payment of any Arbitrage Amount within 60 days of the final retirement of the Obligations. In the event the Issuer fails to notify HSAM in a timely manner as provided hereinabove, HSAM shall have no further obligation or responsibility to provide any services under this Agreement with respect to such retired Obligations.

5. In providing the services set forth in this Agreement, it is agreed that HSAM shall not incur any liability for any error of judgment made in good faith by a responsible officer or officers thereof and, except to the limited extent set forth in this paragraph, shall not incur any liability for any other errors or omissions, unless it shall be proved that such error or omission was a result of the gross negligence or willful misconduct of said officer or officers. In the event a payment is assessed by the Internal Revenue Service due to an error by HSAM, the Issuer will be responsible for paying the correct Arbitrage Amount and HSAM's liability shall not exceed the amount of any penalty or interest imposed on the Arbitrage Amount as a result of such error. Additionally, it is understood and agreed that HSAM shall incur no liability for any errors, omissions, or failure to make a timely payment in connection with any IRS Computation Date calculations occurring prior to the effective date of the Initial Agreement with the Issuer, even if the error is discovered after the date of HSAM's engagement.

Obligations Issued Subsequent to Initial Contract

6. The services contracted for under this Agreement will automatically extend to any additional Obligations (including financing lease obligations) issued during the term of this Agreement, if such Obligations are subject to the rebate requirements under Section 148(f)(2) of the Code. In connection with the issuance of additional Obligations, the Issuer agrees to the following:

   a. The Issuer will notify or cause the notification, in writing, to HSAM of any tax-exempt financing (including financing lease obligations) issued by the Issuer during any calendar year of this Agreement, and will provide HSAM with such information regarding such Obligations as HSAM may request in connection with its performance of the arbitrage rebate services contracted for hereunder. If such notice is not provided to HSAM with regard to a particular issue, HSAM shall have no obligation to provide any services hereunder with respect to such issue.

   b. At the option of the Issuer, any additional Obligations to be issued subsequent to the execution of this Agreement may be excluded from the services provided for herein. In order to exclude an issue, the Issuer must notify HSAM in writing of their intent to exclude any specific Obligations from the scope of this Agreement, which exclusion shall be permanent for the full life of the Obligations; and after receipt of such notice, HSAM shall have no obligation to provide any services under this Agreement with respect to such excluded Obligations.

Effective Date of Agreement

7. This Agreement shall become effective at the date of acceptance by the Issuer as set out herein below and remain in effect thereafter for a period of five (5) years from the date of acceptance, provided, however, that this Agreement may be terminated with or without cause by the Issuer or HSAM upon thirty (30) days prior written notice to the other party. In the event of such termination, it is understood and agreed that only the amounts due to HSAM for services provided and extraordinary expenses incurred to and including the date of termination will be due and payable. No penalty will be assessed for termination of this Agreement. In the event this Agreement expires or is terminated prior to the completion of its stated term, all records provided to HSAM with respect to the investment of monies by the Issuer shall be returned to the Issuer as soon as practicable following written request by Issuer, provided that such records have not been destroyed pursuant to HSAM's internal document retention policy. In addition, the parties hereto agree that, upon termination of this Agreement, HSAM shall have no continuing obligation to the Issuer regarding any arbitrage rebate related services contemplated herein, regardless of whether such services have previously been undertaken, completed or performed.

Acceptance of Agreement

8. This Agreement is submitted in duplicate originals. When accepted by the Issuer in accordance with the terms hereof, it, together with Appendix A attached hereto, will constitute the entire Agreement between the Issuer and HSAM for the purposes and the consideration herein specified. In order for this Agreement to become effective, it must be accepted by the Issuer within sixty (60) days of the date appearing below the signature of HSAM's authorized representative hereon. After the expiration of such 60-day period, acceptance by the Issuer shall only become effective upon delivery of written acknowledgement and reaffirmation by HSAM that the terms and conditions set forth in this Agreement remain acceptable to HSAM.

Governing Law

9. This Agreement will be governed by and construed in accordance with the laws of the State of Florida, without regard to its principles of conflicts of laws.

Acceptance will be indicated on both copies and the return of one executed copy to Hilltop Securities Asset Management.

Respectfully submitted,

HILLTOP SECURITIES ASSET MANAGEMENT, LLC

By Rebecca Vega

Rebecca Vega, Director

Date 12/9/2020

ISSUER'S ACCEPTANCE CLAUSE

The above and foregoing is hereby in all things accepted and approved by

Dale L. Martin, on this the 2nd day of February, 2021.

By Dale L. Martin
Authorized Representative

Title City Manager

Printed Name Dale L. Martin

ATTEST:
By: Caroline Best
Printed Name: Caroline Best
Title: City Clerk

APPROVED AS TO FORM AND LEGALITY:

CITY ATTORNEY

APPENDIX A - FEES

The Obligations to be covered initially under this contract include all issues of tax-exempt obligations delivered subsequent to the effective dates of the rebate requirements, under the Code, except as set forth in Section I of the Agreement.

The fee for any Obligations under this contract shall only be payable if a computation is required under Section 148(f)(2) of the Code. In the event that any of the Obligations fall within an exclusion to the computation requirement as defined by Section 148 of the Code or related regulations and no calculations were required by HSAM to make that determination, no fee will be charged for such issue. For example, certain obligations are excluded from the rebate computation requirement if the proceeds are spent within specific time periods. In the event a particular issue of Obligations fulfills the exclusion requirements of the Code or related regulations, the specified fee will be waived by HSAM if no calculations were required to make the determination.

HSAM's fee for arbitrage rebate services is based upon a fixed annual fee per issue. The annual fee is charged based upon the number of years that proceeds exist subject to rebate from the delivery date of the issue to the computation date.

HSAM's fees are payable upon delivery of the report. The first report will be made following one year from the date of delivery of the Obligations and on each computation date thereafter during the term of the Agreement. The fees for computations of the Arbitrage Amount which encompass more, or less, than one Computation Year shall be prorated to reflect the longer, or shorter, period of work performed during that period.

The fee for each of the Obligations included in this contract shall be based on the table below.

Additionally, due to significant time saving efficiencies realized when investment information is submitted in an electronic format, HSAM passes the savings to its clients by offering a 10% reduction in its fees if information is provided in a spreadsheet or electronic text file format.

Description	Annual Fee
ANNUAL FEE	**$1,600**
COMPREHENSIVE ARBITRAGE COMPLIANCE SERVICES INCLUDE:	
• Commingled Funds Analysis & Calculations • Spending Exception Analysis & Calculations • Yield Restriction Analysis & Calculations (for yield restricted Project Funds, Reserve Funds, Escrow Funds, etc.) • Parity Reserve Fund Allocations • Transferred Proceeds Calculations • Universal Cap Calculations • Debt Service Fund Calculations (including earnings test when required) • Preparation of all Required IRS Paperwork for Making a Rebate Payment / Yield Reduction Payment • Retention of Records Provided for Arbitrage Computations • IRS Audit Assistance • Delivery of Rebate Calculations Each Year That Meets the Timing Requirements of the Audit Schedule • On-Site Meetings, as Appropriate, to Discuss Calculation Results / Subsequent Planning Items	**INCLUDED**
OTHER SERVICES AVAILABLE:	
IRS Refund Request – Update calculation, prepare refund request package, and assist issuer as necessary in responding to subsequent IRS Information Requests	**$750**

EXPLANATION OF TERMS:

a. **Computation Year:** A "Computation Year" represents a one year period from the delivery date of the issue to the date that is one calendar year after the delivery date, and each subsequent one-year period thereafter. Therefore, if a calculation is required that covers more than one "computation year," the annual fee is multiplied by the number of computation years contained in the calculation being performed. If a calculation includes a portion of a computation year, i.e., if the calculation includes 1 ½ computation years, then the base fee will be multiplied by 1.5.

b. **Electronic Data Submission:** The data should be provided electronically in MS Excel or ASCII text file (comma delimited text preferred) with the date, description, dollar amount, and an activity code (if not in debit and credit format) on the same line in the file.

c. **Variable/Floating Rate Bond Issues:** Special services are also required to perform the arbitrage rebate calculations for variable rate bonds. A bond is a variable rate bond if the interest rate paid on the bond is dependent upon an index which is subject to changes subsequent to the issuance of the bonds. The computational requirements of a variable rate issue are more complex than those of a fixed rate issue and, accordingly, require significantly more time to calculate. The additional complexity is primarily related to the computation of the bond yield, which must be calculated on a "bond year" basis. Additionally, the regulations provide certain flexibility in computing the bond yield and determining the arbitrage amount over the first IRS reporting period; consequently, increased calculations are required to determine which bond yield calculation produces the lowest arbitrage amount.

d. **Commingled Fund Allocations:** By definition, a commingled fund is one that contains either proceeds of more than one bond issue or proceeds of a bond issue and non-bond proceeds (i.e., revenues) of $25,000 or more. The arbitrage regulations, while permitting the commingling of funds, require that the proceeds of the bond issue(s) be "carved out" for purposes of determining the arbitrage amount. Additionally, interest earnings must be allocated to the portion of the commingled fund that represents proceeds of the issue(s) in question. Permitted "safe-harbor" methods (that is, methods that are outlined in the arbitrage regulations and, accordingly, cannot be questioned by the IRS under audit), exist for allocating expenditures and interest earnings to issues in a commingled fund. HSAM uses one of the applicable safe-harbor methods when doing these calculations.

e. **Debt Service Reserve Funds:** The authorizing documents for many revenue bond issues require that a separate fund be established (the "Reserve Fund") into which either bond proceeds or revenues are deposited in an amount equal to some designated level, such as average annual debt service on all parity bonds. This Reserve Fund is established for the benefit of the bondholders as additional security for payment on the debt. In most cases, the balance in the Reserve Fund remains stable throughout the life of the bond issue. Reserve Funds, whether funded with bond proceeds or revenues, must be included in all rebate calculations.

f. **Debt Service Fund Calculations:** Issuers are required under the regulations to analyze the invested balances in their debt service funds annually to determine whether the fund depletes as required during the year and is, therefore, "bona fide" (i.e., potentially exempt from rebate in that year). It is not uncommon for surplus balances to develop in the debt service fund that services an issuer's tax supported debt, particularly due to timing differences of when the funds were due to be collected versus when the funds were actually collected. HSAM performs this formal analysis of the debt service fund and, should it be determined that a surplus balance exists in the fund during a given year, allocates the surplus balance among the various issues serviced by the fund in a manner that is acceptable under IRS review.

g. **Earnings Test for Debt Service Funds:** Certain types of bond issues require an additional level of analysis for the debt service fund, even if the fund depletes as required under the regulations and is "bona fide." For short-term, fixed rate issues, private activity issues, and variable rate issues, the regulations require that an "earnings test" be performed on a bona fide debt service fund to determine if the interest earnings reached $100,000 during the year. In cases where the earnings reach or exceed the $100,000 threshold, the entire fund (not just the surplus or residual portion) is subject to rebate.

h. **Transferred Proceeds Calculations:** When a bond issue is refinanced (refunded) by another issue, special services relating to "transferred proceeds" calculations may need to be performed. Under the regulations, when proceeds of a refunding issue are used to retire principal of a prior issue, a pro-rata portion of the unspent proceeds of the prior issue becomes subject to rebate and/or yield restriction as transferred proceeds of the refunding issue. The refunding issue essentially "adopts" the unspent proceeds of the prior issue for purposes of the arbitrage calculations. These

calculations are required under the regulations to ensure that issuers continue to exercise due diligence to complete the project(s) for which the prior bonds were issued.

i. **Universal Cap:** Current regulations provide an overall limitation on the amount of gross proceeds allocable to an issue. Simply stated, the value of investments allocated to an issue cannot exceed the value of all outstanding bonds of the issue. For example, this situation can occur if an issuer encounters significant construction delays or enters into litigation with a contractor. It may take months or even years to resolve the problems and begin or resume spending the bond proceeds; however, during this time the debt service payments are still being paid, including any scheduled principal payments. Thus, it's possible for the value of the investments purchased with bond proceeds to exceed the value of the bonds outstanding. In such cases, a "de-allocation" of proceeds may be required to comply with the limitation rules outlined in the regulations.

j. **Yield Restriction Analysis/Yield Reduction Computations:** The IRS strongly encourages issuers to spend the proceeds of each bond issue as quickly as possible to achieve the governmental purpose for which the bonds were issued. Certain types of proceeds can qualify for a "temporary period," during which time the proceeds may be invested at a yield higher than the yield on the bonds without jeopardizing the tax-exempt status of the issue. The most common temporary period is the three-year temporary period for capital project proceeds. After the end of the temporary period, the proceeds must be yield restricted or the issuer must remit the appropriate yield reduction payment when due. HSAM performs a comprehensive yield restriction analysis when appropriate for all issues having proceeds remaining at the end of the applicable temporary period and also calculates the amount of the yield reduction payment due to the IRS.

CITY COMMISSION AGENDA ITEM
City of Fernandina Beach

SUBJECT: Ordinance 2026-10
(Legislative) Code Amendment — Chapter 82, Article IV, Stormwater Utility

ITEM TYPE: Ordinance (w/ fiscal impact)

REQUESTED ACTION: Consider Ordinance 2026-10 at First Reading.

SYNOPSIS: The City of Fernandina Beach ("City") Stormwater Utilities Department ("Utilities Department") is an enterprise fund which provides essential infrastructure maintenance, flood mitigation, water quality control, regulatory compliance, and supports emergency response capabilities, in furtherance of protecting life and property.

Stormwater utility fees are assessed on developed residential and developed non-residential properties to fund the costs associated with critical stormwater system operations, maintenance, and capacity improvements.

At the April 7, 2026, City Commission workshop, Ryper Water Analytics and Utilities Director Andre Desilet presented Stormwater Master Plan updates which included recommended revisions to existing stormwater fees to ensure equitable distribution based on property size and to appropriately fund identified stormwater system maintenance and improvement needs.

The City Commission believes it is in the best interests of public health and safety to adopt stormwater utility fees and the rate structure revisions as recommended by the Ryper Water Analytics' comprehensive cost-of-service analysis for inclusion in the Fiscal Year 2026/2027 Master Fee Schedule, to be effective October 1, 2026.

FISCAL IMPACT: Funds received will continue to be deposited into the Stormwater Drainage Fees account, 470 34347.

CITY ATTORNEY COMMENTS: No additional comments.

CITY MANAGER RECOMMENDATION(S): I recommend that the City Commission approve proposed Ordinance 2026-10 at First Reading.

Andre Desilet, Utilities Director	06/22/2026
Kimberly Elliott-Briley, Deputy City Clerk	06/23/2026
Teresa Prince, City Attorney	06/25/2026
Alisha Brown, Budget Analyst	06/25/2026
Susan Carless, Comptroller	06/25/2026
Jeremiah Glisson, Deputy City Manager	06/25/2026
Sarah Campbell, City Manager	06/26/2026
Annette Lumetta, Legal Assistant	06/26/2026



Date: May 08, 2026

Submitted By: Antoinette Brown, Administrative Coordinator

COMMISSION ACTION: Enact

ORDINANCE 2026-10

AN ORDINANCE OF THE CITY COMMISSION OF THE CITY OF FERNANDINA BEACH, FLORIDA, AMENDING CODE OF ORDINANCES CHAPTER 82, UTILITIES, ARTICLE IV, STORMWATER UTILITY, TO CREATE DEFINITIONS FOR NEW STORMWATER RATE CALCULATIONS; TO PROVIDE FOR IMPLEMENTATION OF NEW RATE CALCULATIONS FOR RESIDENTIAL AND NON-RESIDENTIAL PROPERTIES; DELETING UTILITY CREDITS; AMENDING THE EXEMPTION PROVISIONS; AND AMENDING THE APPEAL PROVISION FOR STORMWATER FEES; AUTHORIZING ADMINISTRATIVE CORRECTION OF SCRIVENER'S ERRORS; PROVIDING FOR SEVERABILITY; AND PROVIDING FOR AN EFFECTIVE DATE.

WHEREAS, the City of Fernandina Beach ("City") Stormwater Utilities Department ("Utilities Department") is an enterprise fund which provides essential infrastructure maintenance, flood mitigation, water quality control, regulatory compliance, and supports emergency response capabilities, in furtherance of to protecting life and property; and

WHEREAS, stormwater utility fees are assessed on developed residential and developed non-residential properties to fund the costs associated with critical stormwater system operations, maintenance, and capacity improvements; and

WHEREAS, at the April 7, 2026, City Commission workshop, Ryper Water Analytics and Utilities Director Andre Desilet presented Stormwater Master Plan updates which included recommended revisions to existing stormwater fees to ensure equitable distribution based on property size and to appropriately fund identified stormwater system maintenance and improvement needs; and

WHEREAS, the City Commission believes it is in the best interests of public health and safety to adopt stormwater utility fees and the rate structure revisions as recommended by the Ryper Water Analytics' comprehensive cost-of-service analysis to be included in the Fiscal Year 2026/2027 Master Fee Schedule, to be effective October 1, 2026.

NOW, THEREFORE, THE CITY OF FERNANDINA BEACH, FLORIDA, HEREBY ENACTS:

SECTION 1. It is hereby proposed that Chapter 82, Article IV, Stormwater Utility, Section 82-454, Definitions, of the Code of Ordinances, City of Fernandina Beach, Florida, is hereby amended to read as follows:

Sec. 82-454. Definitions.

The following words, terms and phrases, when used in this article, shall have the meanings ascribed to them in this section, except where the context clearly indicates a different meaning:

Average home shall mean a single-family residential property which has 1,501 square feet up to and including 5,999 square feet of impervious surface.

****

Common area shall mean a clubhouse, pool, tennis and other athletic courts, community laundry, and associated parking water features and fountains and any other common use associated with a use which requires a utility account.

****

Equivalent Residential and Non-Residential Unit (ERU) shall be established as a 3,000 square feet stormwater billing unit for residential and non-residential customers.

****

Impervious surface shall mean any part of any parcel of land that has a surface or compacted cover of material that impedes or restricts infiltration of rainfall into the soil. Impervious surfaces include, but are not limited to, building roofs, parking lots, parking ~~areas formed with compacted soil, clay, shell or gravel, paved~~ driveways, ~~concrete~~ patios, sidewalks, and walkways constructed of concrete asphalt, pavers or similar surface. ~~,~~ ~~compacted clay, and athletic courts~~. Wood slatted decks, boardwalks, docks and the water area of natural lakes, stormwater retention ponds and swimming pools are not considered as impervious surfaces. For single-family residential property, the impervious surface is calculated based on the measurement of the rooftop impervious square footage plus an allocation for additional impervious surface, including driveways, patios and accessory structures calculated as twenty percent (20%) of the measurement of the rooftop impervious square footage. If no data is available for a single-family residential home it shall be allocated a minimum ERU based on the City's rate study and as provided for herein. For multi-family residential, the impervious surface is calculated based upon the number of residential units. For non-residential and common areas and rights-of-way associated with non-residential, the impervious surface is calculated based upon the measured impervious surface on the parcel divided by the ERU amount established herein (3,000 sf) with an established minimum ERU.

Large home shall mean a single-family residential property which has equal to or more than (>=) 6,000 square feet of impervious surface.

Multi-family property shall mean all attached dwelling units ~~including townhomes~~, apartments, condominiums or closely spaced dwelling units such as mobile home parks and other properties containing more than two dwelling units on a single parcel, lot or tract of land. Common areas associated with such properties shall not be included in the charge to the multifamily units on such properties. Hotels and motels are not included.

****

Non-residential property shall mean and include all property zoned or used for commercial, industrial, retail, governmental, other non-residential purposes, hotels, motels, parking lots, and storage lots and shall include all developed real property in the City not classified as single-family or multi-family as defined in this section

Pervious surface means natural soils with native vegetation or grasses, not subject to vehicular traffic or used for outdoor storage of vehicles or materials in conjunction with non-residential (commercial or retail activities). Engineered pervious paver systems are considered as pervious with sufficient documentation and verification of installation.

****

Rate study shall mean the rate study dated March 9, 2026 performed for the City by Ryper Water Analytics, LLC on file with the City.

Residential property shall mean any property [which is a single-family or multi-family property utilized as a residential use and which does not meet the definition of non-residential property.

Right of way means any non-residential street, sidewalk, parking lot, alley.

Single-family residential property shall mean and include all single-family dwelling units.

Small home shall mean a single-family residential property which has less than or equal (<=) to 1,500 square feet of impervious surface.

SECTION 2. It is proposed that Chapter 82, Article IV, Stormwater Utility Section 82-457 of the Code of Ordinances, City of Fernandina Beach, Florida, is hereby amended to read as follows:

Sec. 82-457. – Implementation.

(a) The City manager or designee shall determine what parcels in the City limits are developed property. The source of information used shall include the Nassau County Property Appraiser's data base, site inspection, aerial photographs, permit records and other reliable information.

(b) Effective October 1, 2026 ~~November 1, 2012~~, the initial monthly charge per residential unit and non-residential ~~business~~ unit shall be as established by the City's annual fee schedule per ERU.~~$4.00~~. Until October 1, 2026, the monthly charge shall be as set in the City's annual fee schedule. ~~and~~ T~~t~~he charge will be included on the monthly utility bill. The City manager or his or her designee will prepare a list of all developed parcels (residential and non-residential) within the City, and assign a designation to each. Each developed parcel shall be charged a reasonable and equitable fee based on the measured impervious surface of the property as calculated under Sec. 82-458 of this code. If no data is available an allocation of one (1) ERU for residential and an allocation of two (2) ERUs for non-residential developed property pursuant to the allocations recommended in the rate study~~, and credits, if any.~~ The monthly charge per ERU may be amended from time to time and shall be included in the City's annual fee schedule ordinance. An adjustment to the calculation of an ERU under Sec. 82-458 of this code shall require an amendment to said section.

SECTION 3. It is proposed that Chapter 82, Article IV, Stormwater Utility Section 82-458 of the Code of Ordinances, City of Fernandina Beach, Florida, is hereby amended to read as follows:

Sec. 82-458. – Stormwater utility fees.

(a) The stormwater utility is hereby authorized and directed to establish, assess, and collect stormwater utility fees upon all developed property within the municipal boundaries of Fernandina Beach, Florida, sufficient to plan, construct, operate and maintain stormwater management systems set forth in the local program required pursuant to Section 403.0891(3), Florida Statutes. Such fees shall be calculated based on ERU in an amount per ERU set forth in the City's annual fee schedule. ~~Administrative orders of the city manager after approval by the city commission.~~

(b) Single-family residential ~~and single business~~ properties shall be assessed the stormwater rate per ERU as set by the City annual fee schedule ordinance. The fee shall be based on the measurement of

rooftop area, plus an allocation of twenty percent (20%) for additional impervious surface area or, if no impervious surface data is available, an allocation of impervious surface area of one (1) ERU.

The stormwater utility fee for single-family residential shall be calculated in four tiers as follows:

Tier 1 – Small Home shall be assessed one-half (0.5) ERU;

Tier 2 – Average Home shall be assessed one (1) ERU;

Tier 3 – Large Home shall be assessed two (2) ERU; and

Tier 4 – No impervious surface data shall be assigned one (1) ERU.

(c) Multi-family residential ~~and multi-business~~ shall be ~~charged~~ assessed the stormwater rate per ERU as set by the City annual fee schedule ordinance based upon the number of residential ~~or business~~ units times a factor of 0.7 ERU ~~0.5~~.

(d) Non-residential property shall be assessed the stormwater rate per ERU as set by the City annual fee schedule ordinance based on the measured impervious surface area on the parcel divided by the ERU amount established herein (3,000 sf) but shall not be less than 2 ERU.

(e) Common areas shall be assessed the stormwater rate per ERU as set by the City annual fee schedule ordinance based upon the measured impervious surface on the parcel divided by the ERU amount established herein (3,000 sf) but shall not be less than 2 ERU.

~~(d)~~ (f) Stormwater utility fees shall be billed to the owner, tenant, or occupant of each developed property within the incorporated limits of the City. Stormwater utility fees shall be billed on a monthly basis and be billed in conjunction with the property owner, tenant or property occupants' monthly water bill issued by the City utility department. Such fees shall be due and payable at the same time and in the same manner and subject to the same penalties as other utility fees, including disconnection of utility service due to non-payment.

~~(e)~~ (g) In the event a developed property does not have other City utility service(s), a new account shall be developed and that property shall be billed separately for the stormwater utility fee.

SECTION 4. It is proposed that Chapter 82, Article IV, Stormwater Utility Section 82-459 of the Code of Ordinances, City of Fernandina Beach, Florida, is hereby amended as follows:

Sec. 82-459. - Exemptions.

Except as provided in this section, no public or private property shall be exempt from stormwater management utility service charges.

(1) Undeveloped lands shall be exempt from stormwater utility fees.

(2) Developed, publicly owned properties such as roadways and airport runways/ taxiways which are available for use in common by the general public for transportation shall be exempted from stormwater utility fees. These properties may include public road rights-of-way and airport runway/taxiways owned by the City, county, state or federal government. [Confirm 2 does not conflict w 3 below]

(3) This exemption shall include public lands used for offices, maintenance yards, water and wastewater treatment plants, water reservoirs and storage facilities, driveways, internal road ways, parking lots, park and recreation facilities, libraries, schools, colleges, universities, social service centers, public housing, public hospitals or convalescent centers, and similar public properties. This exemption shall not apply to non-residential right-of-way, private roads or drives, or to non-residential internal roads, drives and parking areas in privately owned~~,~~ non-residential properties regardless of the degree of access to those sites, roads and drives allowed to the general public. Residential private roads or drives, or residential internal roads, drives and parking areas in privately owned residential properties, regardless of the degree of access to those sites, roads and drives allowed to the general public shall be exempt.

~~(3)~~(4) Stormwater retention areas, water bodies such as lakes, ponds and rivers shall be exempt from stormwater utility fees.

~~(4)~~(5) Property used for bona-fide agricultural, or silviculture uses shall be exempt from stormwater utility fees.

SECTION 5. It is proposed that Chapter 82, Article IV, Stormwater Utility Section 82-462 of the Code of Ordinances, City of Fernandina Beach, Florida, is hereby repealed in its entirety and the section is reserved for future use as follows:

Sec. 82-462. – ~~Utility fee credits.~~ Reserved.

~~(5) Properties which have existing stormwater management facilities, drain directly to surface waters or, because of their topography, have natural on-site depressional storage areas for stormwater runoff may have their stormwater utility fees reduced to allow for credit for such private or public stormwater storage and drainage systems. The city herein provides a system of credits against stormwater utility fee charges for residential and non-residential properties that are served by private or public stormwater storage and drainage, designed and constructed to accommodate stormwater runoff from that property, or that provide natural on-site storage areas.~~

~~(b) A 50 percent credit shall be provided to properties which meet any of the following conditions:~~

~~(1) Properties constructed and operated under a permit from the SJRWMD.~~

~~(2) Properties whose stormwater runoff discharges to privately or publicly owned and maintained stormwater retention systems that provide storage for 2.5" of runoff from impervious areas.~~

~~(3) Properties whose natural topography results in on-site containment of all stormwater runoff from a 10-year/24-hour rainfall event.~~

~~(c) Abandonment, alteration, modification or other loss of function of the private or public stormwater system or natural on-site containment area shall result in the elimination of the aforementioned credits.~~

SECTION 6. It is proposed that Chapter 82, Article IV, Stormwater Utility Section 82-463 of the Code of Ordinances, City of Fernandina Beach, Florida, is hereby amended to read as follows:

Sec. 82-463. – Appeals.

(a) If a property owner or person responsible for paying the stormwater utility fee believes that the utility fee is incorrect, such a person may submit a request to the City manager ,or his or her designee, to adjust or appeal the calculation of the fee. A written request which details the grounds for the adjustment shall be submitted to initiate the appeal. The appeal shall include documentation to substantiate the reason for adjustment or termination of the fee. At a minimum, the request shall include the following:

(1) Name and address of the property owner;

(2) Property address and legal description;

(3) A recent survey or site plan of the property depicting all improvements;

~~(4) . The location and size of any on-site or off-site stormwater retention or detention areas; and~~

~~(5)~~ (4) Specific errors or other basis for the request.

(b) Grounds for adjustments include, but are not limited to; incorrect property classification, ~~and the existence of stormwater retention or detention systems,~~ incorrect calculation of impervious surface area, demolition of structures or removal of impervious areas.

(c) Within 30 days of the submission of a request, the City manager or designee shall issue a written decision as to whether the request for adjustment should be granted, denied or granted in part. The written decision shall also set forth the reason or reasons for such decision.

(d) A property owner or person responsible for paying the stormwater utility fee may appeal the City Manager's decision by filing a written request for a hearing before the special magistrate as written in Chapter 2, Article VI, Sec. 2-392 of the City Code of Ordinances.

~~If a property owner or person responsible for paying the stormwater utility fee is not satisfied with the city manager's decision, an appeal may be made. Any appeal must be submitted by the property owner(s) to the city clerk and shall include a certified boundary and topographic survey prepared by a Florida registered surveyor and any other evidence necessary to show that the city manager's decision was incorrect. The appeal will be placed on the agenda for consideration at the next regularly scheduled commission meeting. At the meeting, the commission must develop Findings of Fact and vote to grant or deny the appeal. All decisions of the commission shall be final.~~

(e) Any adjustment granted shall be applied retroactively, but in no case shall the retroactive adjustment exceed 12 months. Credits shall be applied to the ~~properties~~ property's current and/or future utility fees.

SECTION 7. SCRIVENER'S ERRORS. The City Manager, or their designee, may administratively correct typographical and/or scrivener errors of this Ordinance which do not make substantive changes or otherwise affect the intent of the Ordinance, upon receiving approval of the City Attorney, by filing a corrected or recodified copy of same with the City Clerk.

SECTION 8. SEVERABILITY. If any section, subsection, sentence, clause, phrase of this ordinance, or the particular application thereof is held invalid by any court, administrative agency, or other body with appropriate jurisdiction, the remaining section, subsection, sentences, clauses, or phrases under application must not be affected thereby.

SECTION 9. EFFECTIVE DATE. The provisions of this Ordinance will take effect immediately upon its passage and enaction.

ENACTED this _____ day of _____, 2026.

CITY OF FERNANDINA BEACH

_____
JAMES ANTUN
Commissioner – Mayor

ATTEST:

_____
CAROLINE BEST
City Clerk

APPROVED AS TO FORM & LEGALITY:

_____
TERESA L. PRINCE, ESQ.
City Attorney

Date of First Reading: July 7, 2026
Date of Advertisement:
Date of Second Reading/Final Hearing:

FISCAL YEAR 2026
STORMWATER UTILITY RATE STUDY
CITY OF FERNANDINA BEACH
MARCH 9, 2026



Ryper Water Analytics

Utility Analytics, Data, & Rate Consultants

Ryper Water Analytics
Utility Analytics, Data, & Rate Consultants

March 9, 2026

Mr. Andre Desilet, PE
Public Works – Utilities Director
City of Fernandina Beach, Florida
1180 South 5th Street
Camden, AR 71701

Subject: **Fiscal Year 2026 Stormwater Utility Rate Study**

Dear Mr. Desilet:

Ryper Water Analytics, LLC ("Ryper") is pleased to submit this Stormwater Utility Rate Study (the "Study") for the City of Fernandina Beach, Florida (the "City"). The purpose of this Study is to: 1) evaluate the long-term financial sufficiency of the City's Stormwater Utility System (the "System"); 2) develop a sustainable funding plan to support ongoing operations; 3) expanded maintenance staffing and capital reinvestment; and 4) implement a rate structure consistent with cost-of-service principles.

The System serves a critical public function by protecting life and property, maintaining roadway accessibility, supporting emergency response capability, and preserving environmental quality. As a coastal community subject to tidal influence, high groundwater conditions, and increasingly intense rainfall events, infrastructure sustainability and hurricane resiliency are central to long-term system planning. The financial framework supporting the System must therefore ensure both day-to-day operational reliability and long-term capital reinvestment capacity.

This Study includes a six-year financial forecast covering Fiscal Years 2026 through 2031 (the "Forecast Period"). The forecast evaluates projected operating expenses, capital improvement needs, debt financing requirements, reserve funding policies, and anticipated revenue performance under the existing rate structure. The analysis demonstrates that, under current rates, projected revenues become structurally insufficient beginning in Fiscal Year 2027. Absent corrective action, the System would be unable to fund identified capital improvements, establish adequate reserves, expanded maintenance staffing, or secure debt financing for capital improvements.

180 SOUTH KNOWLES AVE – SUITE 9 – WINTER PARK, FL 32789
Tel: 407-537-9878 • Email: Ryan@ryperwater.com • Website: www.ryperwater.com

A central component of this Study is the planned expansion of the System's maintenance program. The financial forecast incorporates the addition of a dedicated stormwater field service crew and funding for a third (1/3) of a Chief Resiliency Officer in order to: 1) increase inspection, maintenance, and repairs of drainage infrastructure; and 2) improve response times to localized flooding events. The projected annual cost of this expanded maintenance program approaches $343,000 in Fiscal Year 2027 and represents a necessary investment in system reliability and resiliency.

The City has identified approximately $9.9 million in stormwater capital improvements and equipment purchases over the Forecast Period. These projects include drainage conveyance improvements, pipe rehabilitation, culvert repairs, and equipment acquisitions. The recommended financing plan incorporates existing (FY-2026) appropriations of American Rescue Plan Act ("ARPA") grant funds, along with future funding (FY-2027 through FY-2031) from pay-as-you-go funding through a dedicated Renewal and Replacement Fund, external loans, and equipment leases. Implementation of these improvements is essential to addressing localized flooding and maintaining the long-term sustainability of the System.

This Study further recommends the formal establishment and structured funding of a Renewal and Replacement Fund. Annual deposits ranging from approximately 10.0% to 12.8% of system revenues are projected to provide a stable source of funding for asset rehabilitation and equipment replacement. The establishment of this fund improves financial flexibility, reduces reliance on debt, and supports long-term infrastructure re-investment.

The financing plan includes several proposed private placement loans to fund major capital projects. Under the recommended rate adjustments, the System is projected to maintain minimum all-in debt service coverage above 130% throughout the Forecast Period. Maintaining this coverage level, while not currently required by a formal bond resolution or loan agreement, is consistent with prudent financial management and preserves future debt capacity.

In an effort to achieve revenue sufficiency and support the expanded operating and capital program, the Study recommends a phased rate adjustment plan consisting of: 1) the implementation of an alternative rate structure in Fiscal Year 2027; 2) a 16.7% rate adjustment in Fiscal Year 2027; and 3) annual rate adjustments of 4.0% for the remainder of the Forecast Period (FY2028 – FY2031). It should be noted, the alternative rate structure was designed to recover the actual cost-of-service for the System's different customer classes. While the annual rate adjustments are targeted to address inflationary cost growth, capital funding requirements, and reserve funding needs.

The Study also includes a comprehensive cost-of-service analysis allocating revenue requirements among service functions and customer classes based on impervious area and system usage characteristics. The recommended rate structure modifications include: 1) establishment of Equivalent Residential Unit ("ERU"), which has been defined as 3,000 square feet of impervious surface area; 2) elimination of private retention facility discounts; 3) adjustment of multi-family billing to 0.7 ERUs per dwelling unit; and 4) billing of commercial properties based on measured impervious area subject to a minimum of allotment of 2.0 ERUs. These modifications improve equity, administrative consistency, and align allocated costs and collected revenues.

For context, the recommended stormwater rate for a typical single-family residential customer was compared to neighboring coastal and regional utilities. As illustrated below, the City's existing monthly charge for a typical single-family residential customer (assumed to have 3,000 square feet of impervious area) of $14.36 is below the average of the other utilities surveyed, and the proposed rate of $16.75 remains competitive.

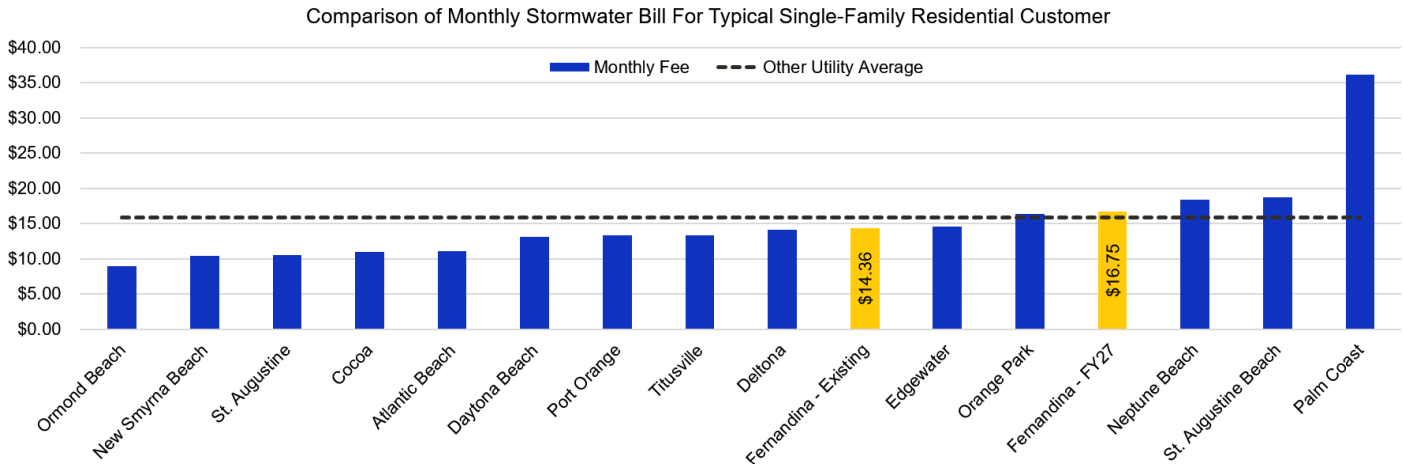

This comparison demonstrates that, even following implementation of the recommended adjustments, the System's fees remain competitive with those of its peers.

(Remainder of Page Intentionally Left Blank)

Implementation of the recommendations contained herein will allow the System to eliminate projected deficiencies, establish and fund a Renewal and Replacement Fund, secure debt financing, expand maintenance staffing, and fund capital improvements. Collectively, these actions position the System to support infrastructure investment and maintain long-term fiscal stability.

We appreciate the opportunity to assist the City and are available to respond to any questions regarding this Study.

Respectively,

Ryper Water Analytics, LLC

Ryan Smith

Ryan Smith

Rate Consultant

CITY OF FERNANDINA BEACH

FISCAL YEAR 2026
STORMWATER UTILITY RATE STUDY

TABLE OF CONTENTS

Letter of Transmittal

Table of Contents i

List of Tables ii

PRIMARY ASSUMPTIONS AND RECOMMENDATIONS

Introduction 1

Stormwater System Overview 2

Revenue Sufficiency Analysis 3

Forecast Assumptions 4

Projected Revenues Under Existing Rates 5

Projected Operating and Maintenance Expenses 6

Renewal and Replacement Funding 7

Capital Improvement Program and Plan of Finance 8

Existing and Proposed Debt Obligations 10

Net Revenue Requirements and Targeted Revenue Adjustments 10

Projected Fund Balances 12

Projection of Annual Debt Service Coverage 13

Cost of Service and Rate Design 14

Allocation of Revenue Requirements to System Service Functions 14

Allocation of Service Function Cost to Customer Classes 16

Development of Level-of-Service Per Equivalent Residential Unit and Customer Class Billing Relationships 17

Comparison of Proposed Revenues to Allocated Revenue Requirements 19

Implementation of Alternative Rate Structure and Revenue Plan 19

Customer Bill Impact Analysis 20

Conclusions and Recommendations 24

CITY OF FERNANDINA BEACH

FISCAL YEAR 2026
STORMWATER UTILITY RATE STUDY

LIST OF TABLES

Table No.	Description
1	Calculation of Projected Stormwater Customers and Rate Revenues
2	Summary of Projected Other Operating Revenues
3	Summary of Adopted Operating Budget and Recognized Operating Expenses
4	Calculation of Projected Operating Expenses
5	Summary of Operating Expense Escalation Assumptions
6	Calculation of Annual Transfer to Renewal and Replacement Fund
7	Summary of Capital Improvement Plan and Finance Plan
8	Summary of Projected Stormwater System Net Revenue Requirements and Annual Surplus / Deficiencies
9	Calculation of Projected Fund Balances and Calculation of Interest Income
10	Calculation of Projected Annual Debt Service Coverage Ratio
11	Allocation of Stormwater Revenue Requirements to Service Functions
12	Summary of Cost Allocation Factors
13	Allocation of Service Function Revenue Requirements to Customer Classes
14	Comparison of Allocated Customer Class Revenue Requirements to Proposed Class Revenues for the Test Year

CITY OF FERNANDINA BEACH

FISCAL YEAR 2026
STORMWATER UTILITY RATE STUDY

INTRODUCTION

The City of Fernandina Beach, Florida (the "City") operates a municipal stormwater utility (the "System") responsible for the collection, conveyance, management, and discharge of stormwater runoff throughout the City's service area. The System includes a network of gravity storm drains, culverts, roadside swales, curb inlets, retention facilities, outfalls, and associated drainage structures designed to reduce flooding. Moreover, the System protects public and private property, maintains roadway accessibility, and supports environmental compliance. As a coastal community influenced by tidal conditions, shallow groundwater, and periodic tropical storm events, the System's infrastructure plays a critical role in public safety and long-term community resilience.



The System was established as an enterprise fund in 2012, to provide a dedicated and equitable funding mechanism for System operations. Revenues are generated through user charges billed monthly with other utility services (e.g., water, wastewater, etc.). These revenues are intended to support routine system maintenance, capital rehabilitation and replacement, equipment acquisition, and administrative oversight necessary to sustain reliable stormwater service.

The purpose of this Study is to evaluate the long-term financial sufficiency of the System and to develop a sustainable funding plan that aligns projected revenues with anticipated operating expenses, capital improvement needs, debt financing requirements, and reserve funding objectives ("Revenue Requirements"). This Study also evaluates the existing rate structure and develops a alternative cost-of-service based rate structure to ensure equitable allocation of system costs among customer classes.

This Study includes a six-year financial forecast covering Fiscal Years 2026 through 2031 (the "Forecast Period"). The forecast incorporates recognized operating expenses, planned expansion of maintenance staffing, identified capital improvements, projected debt service obligations, and other policy objectives. The financial plan evaluates revenue performance under existing rates and determines the level and timing of rate adjustments necessary to maintain sufficiency, achieve targeted debt service coverage levels, and establish prudent operating and capital reserves.

In addition to the financial forecast, this Study includes a comprehensive cost-of-service analysis. The cost-of-service component allocates the projected revenue requirement to defined service functions and customer classes based on impervious area, system utilization characteristics, and equitable cost allocation methodologies. The resulting rate structure recommendations are intended to improve alignment between the cost of serving different customer types and collected revenues while maintaining administrative practicality and consistency with industry standards.

The recommendations contained in this Report are designed to support infrastructure sustainability, enhance extreme weather preparedness, expand preventative maintenance capacity, and ensure that the System remains financially stable over the Forecast Period. Implementation of these recommendations will position the City to address ongoing operational demands, fund priority capital improvements, and maintain the long-term integrity of the System.

STORMWATER SYSTEM OVERVIEW

The System provides drainage services primarily to the City's maintained road ways and developed properties. The system is designed to collect, convey, and discharge stormwater runoff generated by rainfall events to reduce flooding, protect transportation infrastructure, and preserve environmental quality. As a coastal community with tidal influence and relatively flat topography, the System's infrastructure must operate under hydraulic conditions that are more complex than those of inland communities. These physical characteristics increase both operational demands and capital reinvestment requirements.

The System's drainage network consists of gravity storm drain piping, reinforced concrete box culverts, open channels, roadside swales, and outfall structures. The System components vary in age and condition, with certain segments nearing the end of their useful life. Routine maintenance activities include debris removal, pipe inspection, culvert repair, vegetation management, and response to flooding. In addition to routine maintenance, periodic capital rehabilitation is required to address structural deterioration and maintain hydraulic capacity.

The System is funded through user charges billed monthly with other City utility services (water and wastewater). Under the existing rate structure, single-family residential customers are billed a flat monthly charge representing one Equivalent Residential Unit ("ERU"), multi-family residential units are billed at a reduced 0.5 ERU factor per dwelling unit, and commercial properties are billed a flat 1.0 ERU per account. Additionally, the System's existing rate structure provides a 50% discount for certain properties with private stormwater retention facilities (e.g., retention ponds). While administratively simple, the existing structure does not fully align with customer benefit characteristics or current cost-of-service principles.

As discussed in subsequent sections, this Study demonstrates that revenues generated under the existing rate structure are insufficient to support the City's Revenue Requirements. In addition, certain features of the existing rate design, including the private retention discount and flat commercial billing methodology, create disparities between allocated cost responsibility and collected revenues.

The City has identified significant capital reinvestment needs through its stormwater master planning efforts and operational assessments. Implementation of these projects requires a coordinated financial plan that integrates operating sustainability, reserve funding, and prudent debt financing.

The following section of this Study presents the Revenue Sufficiency Analysis, including projected operating expenses, capital improvement funding requirements, debt service obligations, fund balances, and recommended revenue adjustments necessary to achieve long-term revenue sufficiency.

REVENUE SUFFICIENCY ANALYSIS

The Revenue Sufficiency Analysis evaluates whether projected stormwater revenues generated under the City's existing rate structure are adequate to fund the full cost of operating, maintaining, and funding capital improvements over the Forecast Period. The purpose of this analysis is to determine the total net revenue requirement of the System and to identify the magnitude and timing of rate adjustments necessary to ensure revenue sufficiency.

Revenue sufficiency, as applied in this Study, means that recurring revenues are adequate to fund recurring operating expenditures, planned capital reinvestment, required debt service, and prudent reserve contributions without reliance on nonrecurring revenue sources. A revenue structure that fails to achieve this balance results in structural deficits, deferred maintenance, deterioration of infrastructure, and ultimately increased long-term costs.

The analysis presented in this Study incorporates projected operating expenditures, maintenance expansion, capital improvements, and debt service obligations into a single finance plan. The resulting net revenue requirement represents the level of annual revenue necessary to maintain financial stability and support the City's long-term objectives.

(Remainder of Page Intentionally Left Blank)

Forecast Assumptions

The financial forecast utilizes Fiscal Year 2026 as the test year and incorporates recognized operating expenses as adopted and amended by the City. The Forecast Period extends through Fiscal Year 2031 with the aim of capturing the phased implementation of the Capital Improvement Program, expansion of maintenance staffing, projected escalation in operating costs, and proposed debt service obligations.

Operating expenditures were categorized by expense type and escalated based on the nature of the expense. General operating expenditures were escalated using the change in the Consumer Price Index, as published by the Congressional Budget Office. Personnel-related costs were escalated for cost-of-living adjustments, benefit contribution assumptions, and payroll-related expense factors based on discussions with City staff. Fuel, electricity, and insurance costs were escalated using applicable Bureau of Labor Statistics indices and industry-based projections. Construction-related costs were escalated using the Engineering News-Record Construction Cost Index. These assumptions are intended to reflect realistic and defensible projections based on current economic conditions and historical trends.

Customer growth assumptions were incorporated based on recent historical development activity and discussions with City staff. While customer growth contributes incremental revenue under the existing rate structure, the projected rate of growth is modest relative to anticipated cost escalation and capital funding requirements.

Debt financing assumptions reflect private placement loans amortized over a fifteen-year term at an assumed interest rate of approximately 5.0% based on discussions with the City's Financial Advisor. While the City is not currently subject to formal bond covenant requirements for the System, for the purposes of this Study, applies a minimum all-in debt service coverage target of 130% as a targeted minimum ratio. Maintaining coverage above this level is consistent with prudent utility financial management and preserves the System's flexibility for future borrowing needs.

(Remainder of Page Intentionally Left Blank)

Projected Revenues Under Existing Rates

Projected stormwater rate revenues were calculated based on current active accounts, projected customer growth, and the adopted rates in effect at the time of this Study. The analysis assumes continuation of the existing billing methodology (including the existing private retention discount and flat commercial billing structure). Under existing rates, total System revenues increase gradually over the Forecast Period due to incremental customer growth. However, it should be noted, the projected growth in revenues remains substantially below the projected growth in operating expenses and capital-related funding requirements (discussed in a subsequent section of this Report). The following table summarizes the projected operating revenues which can be seen in greater detail on Table 1 and 2 at the end of this Report.

Summary of Projected Operating Revenues – Forecast Period

Description	2026	2027	2028	2029	2030	2031
Rate Revenues by Class [1] [2]						
Single Family	$737,874	$743,044	$748,213	$753,383	$758,553	$763,722
Single Family w/ Private Retention	196,186	196,617	197,048	197,479	197,910	198,340
Multi-Family	41,701	41,701	41,701	41,701	41,701	41,701
Multi-Family w/ Private Retention	36,634	36,634	36,634	36,634	36,634	36,634
Commercial	56,349	57,210	58,072	58,933	59,795	60,657
Commercial w/ Private Retention	20,334	20,334	20,334	20,334	20,334	20,334
Total Rate Revenues	$1,089,078	$1,095,540	$1,102,002	$1,108,464	$1,114,926	$1,121,388
Other Operating Revenues [3]	$40,000	$40,000	$40,000	$40,000	$40,000	$40,000

[1] Amounts shown derived from information provided on Table 1 at the end of this Report.
[2] Amounts shown do not include effects of additional revenues derived from recommended rate adjustments which are discussed in a subsequent section of this Report.
[3] Amounts shown derived from information provided on Table 2 at the end of this Report.

As shown above, under the existing rate structure and recognizing limited customer growth the System is projected to see compounded annual growth of approximately 0.6% to its rate revenues over the Forecast Period.

(Remainder of Page Intentionally Left Blank)

Projected Operating and Maintenance Expenses

The development of the projected operating expenses was completed in two stages. First, the Fiscal Year 2026 adopted and amended budget was reviewed in an effort to recognize recurring operating expenditures and eliminate budgetary items which would not be considered as operating expenditures. Second, the recognized Fiscal Year 2026 operating expense level was escalated over the Forecast Period using the assumptions identified on Table 5, including the phased addition of maintenance personnel.

The Fiscal Year 2026 adopted budget includes personnel costs, routine operating expenditures, administrative allocations, non-capital equipment purchases, and other stormwater-related expenditures. Certain items reflected in the adopted budget represent non-recurring costs, capital outlay, or debt service associated with existing leases that are not representative of ongoing operating requirements. These items were adjusted in order to establish a normalized operating expense forecast. The following table presents the Fiscal Year 2026 Budget and recognized adjustments:

Summary of Adopted Budget and Recognition of Operating Expenses
Fiscal Year 2026 [1]

Description	Adopted Budget [2]	Adjustments [3]	Recognized
Operating Budget – Fiscal Year 2026			
Personnel	$530,942	$0	$530,942
Operating Expenses	399,417	0	399,417
Capital Outlay	323,940	(321,440)	2,500
Debt Service	109,360	(109,360)	0
Reserves or Other Transfers	257,149	(257,149)	0
Total Operating Expenses	$1,620,808	($687,949)	$932,859

[1] Amounts shown derived from information provided on Table 3 at the end of this Report.
[2] Amounts shown as presented in the City's operating budget as adopted for Fiscal Year 2026.
[3] Adjustments shown are recognized to remove budgetary costs that are not considered as operating expenses.

As illustrated above, the recognized operating expense total removes nonrecurring expenditures and isolates the recurring costs necessary to sustain System operations. This step is essential to ensure that projected rate revenues are designed to recover ongoing operational costs rather than temporary or non-recurring budget items.

Following establishment of the Fiscal Year 2026 baseline, operating expenses were projected for the remainder of the Forecast Period. The forecast assumes inflationary adjustments to each expenditure based on the nature of the expense and the phased addition of a second dedicated stormwater field service crew and a portion (1/3) of a Chief Resilience Officer beginning in Fiscal Year 2027. The staffing expansion materially increases personnel expenditures beginning in Fiscal Year 2027.

The addition of the field service crew is intended to improve routine cleaning of drainage structures, enhance preventative maintenance activities, reduce emergency response demands, and extend the useful life of the System's assets. The Chief Resiliency officer position will be funded 1/3rd each from the Stormwater, Water and Wastewater departments. The position is intended to improve overall City resiliency efforts by developing and implementing adaptation strategies to address vulnerabilities to weather and climate related shocks. The projected annual cost of the expanded maintenance staff is approximately $343,000 in Fiscal Year 2027 and remains a recurring component of the operating forecast thereafter.

In addition to personnel growth, non-personnel operating expenses increase throughout the Forecast Period due to escalation in fuel, utilities, materials, contractual services, and insurance. These cost drivers are largely outside the direct control of the City and must be incorporated into the analysis to maintain defensible projections.

Summary of Projected Operating Expenses – Forecast Period [1] [2]

Description	2026	2027	2028	2029	2030	2031
Projected Operating Expenses						
Existing Personnel	$530,942	$553,058	$576,107	$600,128	$625,163	$651,256
Additional Personnel [3]	0	343,099	356,823	371,096	385,939	401,377
Operating Expenses	399,417	511,337	423,639	436,337	449,445	462,978
Capital Outlay	2,500	2,565	2,632	2,700	2,770	2,842
Debt Service	0	0	0	0	0	0
Reserves or Other Transfers	0	0	0	0	0	0
Total Projected Operating Expenses	$932,859	$1,410,059	$1,359,200	$1,410,261	$1,463,318	$1,518,453

[1] Amounts shown derived from information provided on Table 4 at the end of this Report.

[2] Projected operating expenses for Fiscal Years 2027-2031 include the effects of inflation. Relevant inflationary assumptions are presented in Table 5 at the end of this Report.

[3] Amounts shown represent total salaries, benefits, and other employee related expenditures associated with hiring the additional field service crew of three (3) additional full-time employees and a portion (1/3) of the Chief Resiliency Officer in Fiscal Year 2027.

As can be seen on the table above and shown in greater detail on Table 5 at the end of this Report, it is projected that operating expenses will increase by approximately $586,000 over the Forecast Period. This represents compounded growth more than 10.2% per fiscal year. Aligning projected revenues with these recognized and forecasted operating expenditures is necessary for the purpose of avoiding deferred maintenance and maintaining reliable stormwater services.

Renewal and Replacement Funding

In addition to funding ongoing operating expenditures, the System must generate sufficient revenues to support long-term capital reinvestment through a structured funding mechanism. A key component of the analysis is the establishment and ongoing funding of a dedicated Renewal and Replacement Fund (the "R&R Fund"). The purpose of the Renewal and Replacement Fund is threefold: 1) to accumulate funds to rehabilitate and replace aging stormwater infrastructure on a "Pay-As-You-Go" basis; 2) to reduce reliance on debt financing for smaller-scale capital projects and equipment; and 3) to mitigate rate volatility by smoothing the funding of capital reinvestment.

This Study recommends annual deposits to the Renewal and Replacement Fund calculated as a percentage of operating revenues and phased upwards over the Forecast Period. These deposits are structured to align with projected capital reinvestment needs.

Summary of Annual Deposits to the Renewal and Replacement Fund – Forecast Period [1]

Description	2026	2027	2028	2029	2030	2031
Calculation of Annual Deposit						
Total Operating Revenues [2]	$1,138,855	$1,992,832	$2,167,905	$2,255,187	$2,350,807	$2,456,130
Annual Deposit - Percent	10.00%	10.04%	10.38%	11.09%	12.76%	12.21%
Annual Deposit – Amount	$113,885	$200,000	$225,000	$250,000	$300,000	$300,000

[1] Amounts shown derived from information provided on Table 6 at the end of this Report.
[2] Amounts shown derived from information provided on Table 8 at the end of this Report.

The projected deposits represent approximately 10.0% to 12.8% percent of annual operating revenues post implementation of the recommended rate adjustments (discussed subsequently in this Report). Establishing this fund is prudent to ensure long-term infrastructure sustainability and to reduce future borrowing requirements.

Capital Improvement Program and Plan of Finance

Following the development of the operating expenses and R&R Fund requirements, this analysis incorporates the System's identified Capital Improvement Program (the "CIP"). City staff has identified approximately $9.9 million in stormwater capital improvements and equipment purchases over the Forecast Period. These improvements include drainage conveyance upgrades, culvert replacements, pipe rehabilitation, lift station improvements, and equipment acquisitions necessary to support maintenance operations and system resiliency.

The CIP addresses documented hydraulic deficiencies, aging infrastructure, and upgrades required to improve system performance during high-intensity rainfall events. In a coastal environment subject to tidal influence and storm surge hazards, proactive capital reinvestment is essential to maintaining acceptable levels of service and protecting public infrastructure.

(Remainder of Page Intentionally Left Blank)

The recommended financing plan integrates three (3) primary funding sources consisting of: 1) Pay-As-You-Go funding from the Operating and Maintenance Fund and R&R Fund; 2) American Rescue Plan Act grant funding (FY-2026 existing appropriations for currently underway Area 6 projects); and 3) external borrowings in the form of equipment leases and private placement loans. Table 7 at the end of this Report and summarized below, presents the CIP and plan of finance.

Summary of Capital Improvement Plan and Finance Plan – Forecast Period [1]

Description	2026	2027	2028	2029	2030	2031
Capital Improvement Plan						
Vehicles and Equipment	$321,440	$140,000	$575,000	$150,000	$0	$0
City Carry-Forward Projects	2,234,959	0	0	0	0	0
Master Plan Projects [2]						
S 3rd St & Fir St	$0	$719,895	$0	$0	$0	$0
Safe Harbor Pipe	0	546,149	0	0	0	0
Ash & 4th	0	0	91,136	0	0	0
SW LS & N Fletcher	0	73,849	886,189	0	0	0
Los Roblas Part A	0	11,263	123,889	0	0	0
Los Roblas Part B	0	15,330	168,627	0	0	0
Pipe Lining	0	373,390	400,887	0	0	0
Beech St & 12th St	0	0	0	78,806	0	0
Broome St & Front St	0	0	0	1,281,987	0	0
1st Ave Drainage	0	0	0	60,379	724,553	0
Indigo	0	0	0	0	268,545	0
N Fletcher Lift Station Rehab	0	0	0	0	50,000	0
Small-Medium Sized Projects	152,431	102,732	58,642	153,851	65,868	40,000
Total Capital Improvement Plan	$2,708,830	$1,982,608	$2,304,370	$1,725,023	$1,108,966	$40,000
Finance Plan						
Operating and Maintenance Fund	$0	$0	$0	$0	$0	$0
Renewal and Replacement Fund	$152,431	$242,732	$633,642	$303,851	$115,868	$40,000
American Rescue Plan Act Grant	2,234,959	0	0	0	0	0
Lease, 2026 (Streetsweeper)	321,440	0	0	0	0	0
Proposed – Loan, Series 2027	0	1,739,876	1,670,728	0	0	0
Proposed – Loan, Series 2029	0	0	0	1,421,172	993,098	0
Total Finance Plan	$2,708,830	$1,982,608	$2,304,370	$1,725,023	$1,108,966	$40,000

[1] Amounts shown derived from information provided on Table 7 at the end of this Report.

[2] Amounts shown for Master Plan Projects developed by City staff. It should be noted that the total cost for each project includes: 1) a fifteen percent (15%) construction contingency; and 2) a five (5%) inflationary contingency as identified by City staff.

Implementation of the CIP increases annual revenue requirements due to associated debt service and Pay-Go funding obligations. However, failure to implement these improvements could result in increased risk from flooding and/or asset deterioration.

Existing and Proposed Debt Obligations

The financial forecast incorporates both existing debt repayments and proposed obligations necessary to implement the Capital Improvement Program. Existing debt includes equipment-related leases that remain outstanding during the early portion of the Forecast Period. Proposed debt issuances are structured as private placement loans and equipment leases with amortization terms consistent with the useful life of the financed assets. The financing plan staggers proposed borrowings over multiple fiscal years in order to align debt issuance with project implementation schedules and to moderate annual debt service impacts.

The combination of existing and proposed obligations results in a projected debt service profile that increases during the Forecast Period as new capital projects are financed. The resulting debt service schedules were incorporated into the analysis and evaluated against projected pledged revenues to ensure maintenance of the minimum 130% all-in coverage target.

Summary of Existing and Proposed Debt Service Payments – Forecast Period [1]

Description	2026	2027	2028	2029	2030	2031
Existing Debt Service						
Lease, Series 2020 (Vac Truck)	$41,500	$0	$0	$0	$0	$0
Lease, Series 2026 (Street Sweeper)	74,019	74,019	74,019	74,019	74,019	0
Total Existing Debt Service	$115,519	$74,019	$74,019	$74,019	$74,019	$0
Proposed Debt Service						
Private Placement Loan, Series 2027 [2]	$0	$328,585	$328,585	$328,585	$328,585	$328,585
Private Placement Loan, Series 2029 [2]	0	0	0	232,596	232,596	232,596
Total Proposed Debt Service	$0	$328,585	$328,585	$561,182	$561,182	$561,182
Total Debt Service	$115,519	$402,604	$402,604	$635,201	$635,201	$561,182

[1] Amounts shown derived from information provided on Table 8 at the end of this Report.

[2] Estimated annual debt service calculated assuming: 1) the funding requirement for each respective loan identified on Table 7; 2) a 15-year loan amortization period; 3) issuance cost ranging between 1.0%-1.5% of project cost; and 4) an average coupon equal to approximately five percent (5.00%).

As can be seen on the table above and shown in greater detail on Table 8 at the end of this Report, it is projected that the debt service obligations will increase by approximately $446,000 over the Forecast Period. The projected debt service reflects a balance between timely infrastructure implementation and long-term affordability.

Net Revenue Requirements and Targeted Revenue Adjustments

The net revenue requirement represents the total annual stormwater rate revenue necessary to fund projected operating expenses, annual debt service obligations, and transfers to the R&R Fund, after accounting for projected non-rate revenues and interest income. This calculation integrates the financial impacts of operating cost escalation, maintenance expansion, capital implementation, and debt financing into a unified target for setting rate revenues.

Under the existing rates, projected revenues increase modestly due to incremental customer growth; however, those increases are insufficient to offset operating cost inflation, expanded maintenance staffing, capital financing obligations, and R&R Funding. Structural revenue deficiencies emerge beginning in Fiscal Year 2027 and increase throughout the Forecast Period if no action is taken.

Summary of Projected Revenue Requirements – Forecast Period [1]

Description	2026	2027	2028	2029	2030	2031
Revenue Requirements						
Operating Expenses	$932,859	$1,410,059	$1,359,200	$1,410,261	$1,463,318	$1,518,453
Existing Debt Service	115,519	74,019	74,019	74,019	74,019	0
Proposed Debt Service	0	328,585	328,585	561,182	561,182	561,182
Transfer – R&R Fund	113,885	200,000	225,000	250,000	300,000	300,000
Gross Revenue Requirements	$1,162,263	$2,012,663	$1,986,805	$2,295,462	$2,398,519	$2,379,635
Less: Other Revenues	(40,000)	(40,000)	(40,000)	(40,000)	(40,000)	(40,000)
Less: Investment Income	(9,777)	(18,656)	(12,610)	(8,559)	(9,194)	(15,732)
Net Revenue Requirements	**$1,112,487**	**$1,954,007**	**$1,934,195**	**$2,246,903**	**$2,349,326**	**$2,323,903**
Revenues Under Existing Rates	$1,089,078	$1,095,540	$1,102,002	$1,108,464	$1,114,926	$1,121,388
Surplus / (Deficiency) - Amount	(23,409)	(858,467)	(832,193)	(1,138,439)	(1,234,400)	(1,202,515)
Surplus / (Deficiency) - Percent	(2.15%)	(78.36%)	(75.52%)	(102.70%)	(110.72%)	(107.23%)
Projected Revenue Adjustments [2]	**0.00%**	**76.55%**	**9.00%**	**4.00%**	**4.00%**	**4.00%**
Revenues Under Proposed Rates	**$1,089,078**	**$1,934,176**	**$2,115,295**	**$2,206,628**	**$2,301,613**	**$2,400,398**
Surplus / (Deficiency) - Amount	**(23,409)**	**(19,831)**	**181,100**	**(40,275)**	**(47,712)**	**76,495**
Surplus / (Deficiency) - Percent	**(2.15%)**	**(1.03%)**	**8.56%**	**(1.83%)**	**(2.07%)**	**3.19%**

[1] Amounts shown derived from information provided on Table 8 at the end of this Report.

[2] Amount shown for Fiscal Years 2027 and 2028 include additional revenue produced from the alternative rate structure which will be discussed in a subsequent section of this Report. Fiscal Years 2028 through 2031 include the effects of the Systems existing annual CPI / Inflationary rate adjustment policy.

In order to achieve revenue sufficiency, targeted revenue adjustments are required to align projected revenues with projected obligations over the Forecast Period. The targeted revenue increase identified for Fiscal Year 2027 consists of two coordinated components: 1) revenue generated from implementation of the alternative cost-of-service rate structure described later in this Report; and 2) the continuation of the City's existing annual inflationary (CPI) rate adjustment policy, which is codified in the City's Code of Ordinances, Section 82-160. A portion of the Fiscal Year 2027 and 2028 revenue increase therefore reflects structural realignment of billing determinants, while the remaining portion represents revenue required to restore overall financial sufficiency.

For Fiscal Year 2029 and the remaining years of the Forecast Period, targeted revenue increases reflect the full-year impact of maintenance staffing expansion, increased debt service obligations associated with capital implementation, ongoing inflationary cost escalation, and continued reserve funding. These adjustments are phased to eliminate projected deficits while moderating annual customer impact.

Importantly, the targeted revenue plan is structured not only to eliminate deficits, but also to stabilize the Utility's long-term financial position. Under the recommended revenue path, annual stormwater revenues are sufficient to cover operating expenditures, meet debt service obligations, fund the R&R Fund, and improve liquidity over time. Failure to implement the targeted revenue adjustments would result in continued deficiencies

Projected Fund Balances

In addition to evaluating annual revenue sufficiency, the financial forecast projects year-end fund balances for the System's Operating and Maintenance Fund, the recommended R&R Fund, and Sinking Fund over the Forecast Period. Fund balance projections provide an indication of liquidity, financial stability, and the Utility's ability to manage unexpected expenditures.

The Operating and Maintenance Fund balance represents unrestricted working capital available to support ongoing operations. Maintaining adequate operating reserves is necessary to manage cash flow timing differences, respond to emergency storm events, and address unanticipated operational emergencies.

The R&R Fund balance reflects cumulative annual deposits net of pay-as-you-go capital expenditures. This reserve is intended to provide a stable funding source for rehabilitation and replacement of stormwater infrastructure. Growth in this reserve reduces reliance on debt financing and improves long-term financial flexibility.

The Sinking Fund balance reflects restricted amounts designated for scheduled principal and interest payments. Maintaining adequate balances within this fund ensures timely satisfaction of debt service obligations in this Study.

Summary of Projected End of Year Fund Balances – Forecast Period [1]

Description	2026	2027	2028	2029	2030	2031
Stormwater Internal Funds						
Operation and Maintenance Fund	$402,216	$282,386	$113,486	$73,211	$25,498	$101,994
Renewal and Replacement Fund	61,454	118,722	60,080	6,229	190,361	450,361
Sinking Fund	28,880	100,651	100,651	158,800	158,800	140,295
Debt Service Reserve Fund	0	0	0	0	0	0
Customer Deposits	0	0	0	0	0	0
Net Revenue Requirements	**$492,551**	**$501,759**	**$274,217**	**$238,240**	**$374,660**	**$692,651**

[1] Amounts shown derived from information provided on Table 9 at the end of this Report.

As illustrated above, projected fund balances improve over the Forecast Period under the revenue adjustment plan. The System progresses toward a more stable position while the R&R Fund accumulates balances sufficient to support planned pay-as-you-go capital expenditures. Collectively, the projected balances demonstrate that the recommended revenue plan strengthens the System's financial position.

Projection of Annual Debt Service Coverage

Debt service coverage is a key financial metric used to evaluate the Utility's ability to meet annual principal and interest obligations from pledged revenues. All-In Debt Service Coverage is calculated by dividing net revenues available for debt service by total annual debt service payments. Maintaining adequate coverage ensures that revenues exceed debt obligations by a sufficient margin to support financial stability and absorb revenue or expense variability.

Although the System is not currently subject to formal bond covenant requirements, this Study applies a minimum all-in debt service coverage target of 130% as a policy-based benchmark at the recommendation of the City's Financial Advisor. This threshold is consistent with prudent municipal utility financial management and supports long-term borrowing capacity. Projected coverage ratios were calculated using forecasted pledged revenues under the targeted revenue adjustments and projected debt service associated with existing and proposed obligations described previously in this Report.

Summary of Projected Annual Debt Service Coverage Ratio – Forecast Period [1]

Description	2026	2027	2028	2029	2030	2031
Pledged Revenues	$1,138,855	$1,992,832	$2,167,905	$2,255,187	$2,350,807	$2,456,130
Less: Operating Expenses	(932,859)	(1,410,059)	(1,359,200)	(1,410,261)	(1,463,318)	(1,518,453)
Net Revenues Available for Debt Service	$205,996	$582,774	$808,705	$844,926	$887,488	$937,677
Annual Debt Service	$115,519	$402,604	$402,604	$635,201	$635,201	$561,182
Annual All-In Coverage Ratio						
Calculated Ratio	178.3%	144.8%	200.9%	133.0%	139.7%	167.1%
Minimum Target	130.0%	130.0%	130.0%	130.0%	130.0%	130.0%

[1] Amounts shown derived from information provided on Table 10 at the end of this Report.

As illustrated above, projected all-in coverage remains above the 130% target throughout the Forecast Period under the recommended revenue plan. Coverage ratios increase in the outer years of the forecast as revenues grow. Maintaining coverage above the policy threshold ensures that the Utility retains adequate financial margin to absorb minor revenue fluctuations, address unforeseen expenditures, and preserve future borrowing capacity.

COST OF SERVICE AND RATE DESIGN

The Revenue Sufficiency Analysis establishes the total net revenue requirement necessary to fund projected operating expenses, capital reinvestment, R&R Fund contributions, and debt service obligations. Next, this section allocates these revenue requirements among customer classes using recognized cost-of-service principles and develops a revised rate structure designed to equitably recover the identified revenue needs. In a stormwater utility, impervious surface area is the primary driver of runoff volume and system utilization. Accordingly, impervious area provides the most appropriate basis for allocating stormwater system costs. The methodology applied in this Study allocates the projected revenue requirements for a "Test Year", which was chosen to be Fiscal Year 2029, to functional service categories and then distributes those costs to customer classes based on benefits received.

The recommended rate structure modifications improve alignment between cost responsibility and billed revenues while contributing to the targeted revenue adjustments described previously in this Report.

Allocation of Revenue Requirements to System Service Functions

The first step in the cost-of-service analysis involved allocating the projected Fiscal Year 2029 revenue requirement to functional service categories. Fiscal Year 2029 was selected as the allocation Test Year because it reflects expanded maintenance staffing, incorporates capital financing impacts from the proposed loans, leases, and R&R Fund contributions.

Stormwater system costs were allocated among three primary functional components consisting of: 1) costs attributable to stormwater runoff from private developed parcels; 2) costs attributable to public rights-of-way and roadway drainage requirements; and 3) costs associated with maintenance of public stormwater retention facilities. This functional allocation recognizes that stormwater infrastructure provides both system-wide and parcel-specific benefits. All individual operating expenditures and other revenue requirements were allocated based on the nature of the expense to each of the service classifications based on: 1) the estimated impervious area stormwater run-off contribution to the System; 2) personnel workload; or 3) other factors as discussed with City staff. The following table presents the results of the cost allocation analysis which can be seen in greater detail on Table 11 at the end of this Report.

Summary of Projected Allocation of Test Year Revenue Requirements [1]

Description	Allocation Reference	Private Parcels	Right-of-Ways	Retention
Revenue Requirements				
Personnel	Personnel	$71,618	$886,106	$13,500
Operating Expenses	Various [2]	32,449	401,481	2,407
Capital Outlay	Personnel	199	2,463	38
Existing Debt Service	Effective Runoff	5,535	68,484	0
Proposed Debt Service	Effective Runoff	41,965	519,217	0
Transfers	Effective Runoff	18,695	231,305	0
Gross Revenue Requirements		$170,461	$2,109,056	$15,945
Less: Operating Revenues	Effective Runoff	(2,991)	(37,009)	0
Less: Interest	Effective Runoff	(640)	(7,919)	0
Net Revenue Requirements		$166,830	$2,064,128	$15,945

[1] Amounts shown derived from information provided on Table 11 at the end of this Report.

[2] Operating Expenses were allocated on a line-item basis using the effective runoff, contract, and personnel allocation assumptions.

As illustrated above, the allocation of system costs reflects the relative contribution of runoff among private parcels, public rights-of-way, and maintenance of public retention facilities. The majority of system costs are attributable to public rights-of-way, reflecting the predominance of impervious roadway surfaces and the System's recurring responsibility to manage roadway drainage. Private parcel runoff contributes to overall system demand, particularly during higher-intensity rainfall events. Most developed parcels contain a combination of impervious and pervious surfaces, which influences the timing and magnitude of runoff contributions. A review of recent rainfall patterns indicates that roadway drainage infrastructure is engaged during the majority of rainfall events, while private parcel runoff contributes more significantly during peak conditions. Additionally, as shown above, costs attributable to public retention facilities represent less than one percent of total test year revenue requirements. Any consideration of billing adjustments related to private retention facilities should therefore be proportionate to this limited level of allocated System cost responsibility.

(Remainder of Page Intentionally Left Blank)

Allocation of Service Function Cost to Customer Classes

Following the service function allocation analysis, the revenue requirements attributable to private parcels were distributed among customer classes using relative impervious area characteristics as a proportional allocation metric. Customer classes evaluated in this Study include single-family residential, multi-family residential, and commercial customers. Impervious area data was obtained from the City's GIS mapping system and Nassau County Property Appraiser records. For each class, representative impervious area statistics were evaluated to establish relative relationships among customer types for allocation purposes. While system engagement varies depending on rainfall intensity and drainage conditions, impervious area provides a consistent and measurable proxy for relative runoff generation potential and overall benefit derived from the System.

The allocation process consisted of developing representative billed impervious area by class based on the calculated level-of-service relationships for each customer type, determining each class's proportionate share of total billed impervious area, and applying that proportion to the private parcel revenue requirements for the test year. This approach ensures that total class revenues are reasonably aligned with relative runoff potential and system utilization in a manner consistent with established stormwater cost-of-service practices.

Summary of Allocated Service Function Revenue Requirements to Customer Classes – Test Year [1]

Description	Private Parcels	Right-of-Ways	Retention
Allocated Revenue Requirements	$166,830	$2,064,128	$15,945
Implied Impervious Area by Class [2]			
Residential	13,239,000	13,239,000	13,239,000
Residential w/ Private Retention	7,056,000	7,056,000	0
Multi-Family	1,016,400	1,016,400	1,016,400
Multi-Family w/ Private Retention	1,780,800	1,780,800	0
Commercial	4,245,000	4,245,000	4,245,000
Commercial w/ Private Retention	2,982,000	2,982,000	0
Allocated Revenue Requirements by Class			
Residential	$72,847	$901,310	$11,410
Residential w/ Private Retention	38,825	480,372	0
Multi-Family	5,593	69,196	876
Multi-Family w/ Private Retention	9,799	121,237	0
Commercial	23,358	288,999	3,659
Commercial w/ Private Retention	16,408	203,014	0

[1] Amounts shown derived from information provided on Table 13 at the end of this Report.
[2] Implied impervious area represents total impervious area billed to each customer class based on the recommended level-of-service per ERU.

The resulting allocation establishes the target revenue to be recovered from each customer class under the alternative rate structure. This proportional allocation provides a rational nexus between system costs and customer benefit.

Development of Level-of-Service Per Equivalent Residential Unit and Customer Class Billing Relationships

The Equivalent Residential Unit (ERU) serves as the foundational billing determinant for residential customers and as the equivalency factor for other customer types. An ERU represents a standardized measure of impervious area used to allocate stormwater system costs among developed properties based on relative runoff contribution and System benefit.

For purposes of this Study, the ERU was recalculated using updated impervious area data provided by City staff from the City's GIS records. The analysis evaluated the distribution of impervious areas across single-family residential parcels and reviewed representative percentile values to identify a statistically supportable and administratively practical billing determinant. The selected ERU value is intended to reflect typical residential development characteristics while remaining simple to implement and defensible under cost-of-service principles.

Calculation of Impervious Area per One Equivalent Residential Unit

Description	Calculation
Count of Measured Parcels [1]	3,871
Impervious Area of Buildings Only [1]	7,920,733
Individual Building Statistics (Sqft.)	
Average	2,046
50th Percentile	1,884
75th Percentile	2,567
Recognized Impervious Area of Building	2,500
Allotment for Other Areas (Driveway, Porch, etc.)	500
Recommended Impervious Area Per ERU	3,000

[1] Figures shown for impervious areas of buildings provided by City's staff.

As illustrated above, the analysis supports an ERU value of 3,000 square feet of impervious area, which corresponds closely to the 75th percentile of measured single-family residential parcels, inclusive of a standardized allowance for additional impervious features such as driveways and porches. The 75th percentile was selected to reflect a representative upper-bound residential contribution and to ensure that the ERU captures typical impervious area associated with the majority of single-family parcels. This approach provides a rational and transparent basis for converting impervious surface area into billing units and improves alignment between System benefits and billed stormwater charges.

(Remainder of Page Intentionally Left Blank)

Following establishment of the ERU, customer class billing relationships were developed by comparing representative impervious area characteristics of each class to the 3,000 square foot ERU factor. For the multi-family class, average impervious area per dwelling unit were evaluated to determine an appropriate ERU multiplier. For commercial properties, measured parcel-level impervious area were converted to ERUs by dividing total impervious area by the recommended ERU factor.

Calculation of Customer Class Equivalent Residential Unit (ERU) Relationships

Description	Residential [1]	Multi-Family [2]	Commercial [1]
Recognized Impervious Area of Building	2,500	1,750	5,000
Allotment for Other Areas (Driveway, Porch, etc.)	500	350	1,000
Recommended Impervious Area Per ERU	3,000	2,100	6,000
Minimum ERUs Billed Per Unit	1.00	0.70	2.00
Method of Billing	Per Account	Per Dwelling Unit	Greater of: 1) Minimum ERUs; or 2) Actual Impervious Area

[1] Amount shown for impervious area of buildings based on the seventy-fifth (75th) percentile for each customer class, as provided by City's staff.
[2] Amount shown represents impervious area per dwelling unit based on discussions with City staff.

The resulting billing relationships reflect the proportional contribution of each class relative to a single-family residential parcel. Multi-family residential units are recommended to be billed at 0.7 ERUs per dwelling unit based on measured impervious area characteristics. Commercial properties are recommended to be billed based on measured impervious area divided by the 3,000 square foot ERU factor, subject to a minimum billing threshold of 2.0 ERUs, which recognizes the 75th percentile relationship on a consistent basis with the residential class. This also reduces administrative burden and ensures proportionate cost recovery from the commercial class.

This two-step process consisting of: 1) establishing an ERU; and 2) then calculating class-specific ERU relationships, provides a clear and defensible link between System benefit and billed stormwater charges. By grounding the billing framework in measurable physical characteristics, the recommended rate structure improves equity, transparency, and alignment with recognized cost-of-service principles.

(Remainder of Page Intentionally Left Blank)

Comparison of Proposed Revenues to Allocated Revenue Requirements

Following development of the ERU and customer class billing relationships, the next step in the cost-of-service analysis involved comparing the revenue generated under the proposed rate structure to the revenue requirements allocated to each customer class for the test year. This comparison is necessary to ensure that the revised rate design produces revenues that are reasonably proportionate to the allocated cost responsibility established in this Report. While exact mathematical equivalence is not always achievable due to rounding, billing minimums, and administrative considerations, significant disparities between allocated costs and proposed revenues would indicate structural inequities requiring further adjustment. For the test year, the allocated revenue requirement for each customer class were compared to the projected revenues generated under the proposed ERU value, multi-family billing factor, commercial impervious area methodology, and minimum commercial billing threshold.

Comparison of Customer Class Revenue Requirements to Proposed Revenues – Test Year [1]

Description	Private Parcels	Right-of-Ways	Retention	Total	Proposed Revenues [2]
Customer Classes					
Residential	$72,847	$901,310	$11,410	$985,567	$959,393
Residential w/ Private Retention	38,825	480,372	0	519,197	511,329
Multi-Family	5,593	69,196	876	75,665	73,656
Multi-Family w/ Private Retention	9,799	121,237	0	131,035	129,050
Commercial	23,358	288,999	3,659	316,016	307,623
Commercial w/ Private Retention	16,408	203,014	0	219,423	216,097
Total	$166,830	$2,064,128	$15,945	$2,246,903	$2,197,148

[1] Amounts shown derived from information provided on Table 14 at the end of this Report.

[2] Proposed revenues shown recognize the implementation of the alternative rate structure and implied ERUs which have been assumed to be implemented at the onset of Fiscal Year 2027 and the application of the recommended rate adjustment for Fiscal Year 2028 as shown on Table 8.

As illustrated above, projected class revenues under the proposed rate structure are generally consistent with allocated revenue responsibility. While minor variances exist, the comparison demonstrates that the revised rate structure equitably distributes the total revenue requirement among customer classes in proportion to System utilization. This alignment confirms that the proposed rate design is grounded in cost-of-service principles and supports defensibility of the recommended billing methodology.

Implementation of Alternative Rate Structure and Revenue Plan

Implementation of the alternative rate structure will require updates to the City's billing system, verification and maintenance of impervious area data, and communication with affected customer classes. The recommended structure is designed to remain administratively feasible while materially improving equity and revenue stability. The rate structure modifications described in this Report will generate additional revenue relative to the existing rate structure due to improved alignment between impervious area and billed units. This revenue increase forms one component of the revenue adjustments discussed previously. The remaining revenue increases required to achieve full revenue sufficiency are generated through phased percentage-based rate adjustments applied to the alternative rates.

The combined effect of alternative rate structure and phased rate adjustments provides a comprehensive revenue framework. The structural modifications improve equity and cost alignment, while the phased adjustments ensure that total revenues are sufficient to fund expanded maintenance operations and implementation of the capital finance plan. By integrating cost-of-service principles with a multi-year rate plan, the City establishes a stormwater rate structure that is equitable, financially sustainable, and responsive to long-term infrastructure needs.

CUSTOMER BILL IMPACT ANALYSIS

In addition to evaluating revenue sufficiency and cost-of-service, this Study assessed customer bill impacts associated with implementation of the recommended alternative rate structure. This review provides additional context regarding how the revised billing practice affects representative customers across classes, with specific focus on the commercial class due to the structural change from flat billing to ERU-based billing.

Comparison of Existing Revenues to Calculated Cost of Service

As discussed in prior sections, the existing rate structure produces materially different revenue recovery levels among customer classes when compared to the identified Revenue Requirements for Fiscal Year 2027, which included expanded maintenance staffing, inflationary operating cost increases, funding of a portion of the Capital Improvement Program through the R&R Fund, and debt service associated with the 2027 private placement loan.

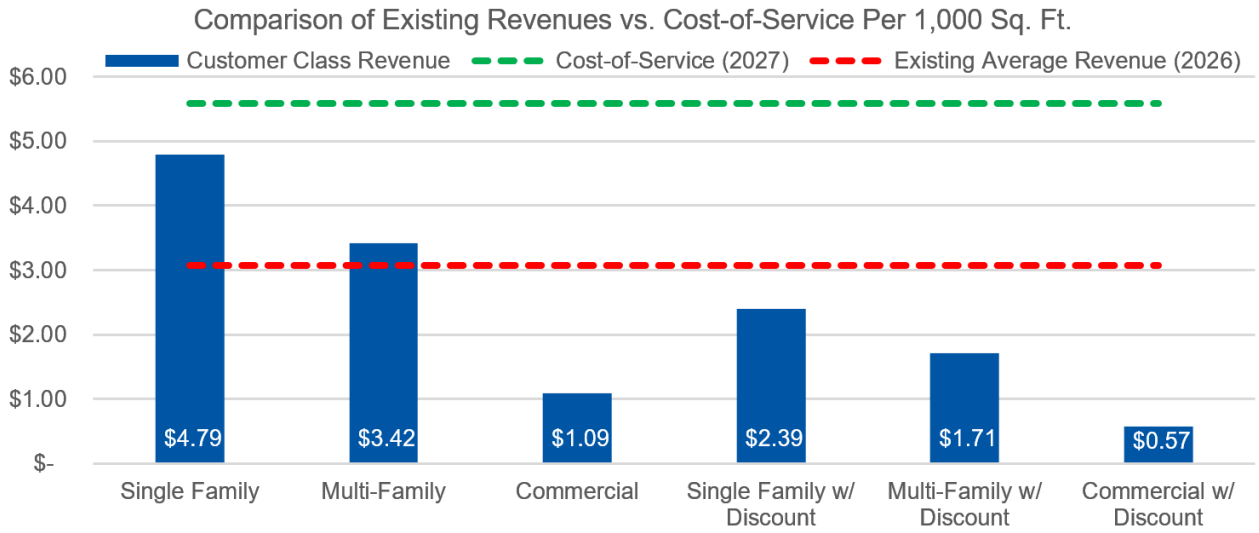

As illustrated above, the existing rates generate average revenues for each customer class that are below the identified average cost-of-service expressed on a cost per 1,000 square feet of impervious area basis. Additionally, there are material disparities in the amount of average revenue recovered between the individual customer classes. These disparities demonstrate that the existing structure materially under-recovers revenues from commercial and discounted customers relative to cost-of-service, contributing to inequities among customer classes and reinforcing the need for the alternative rate structure.

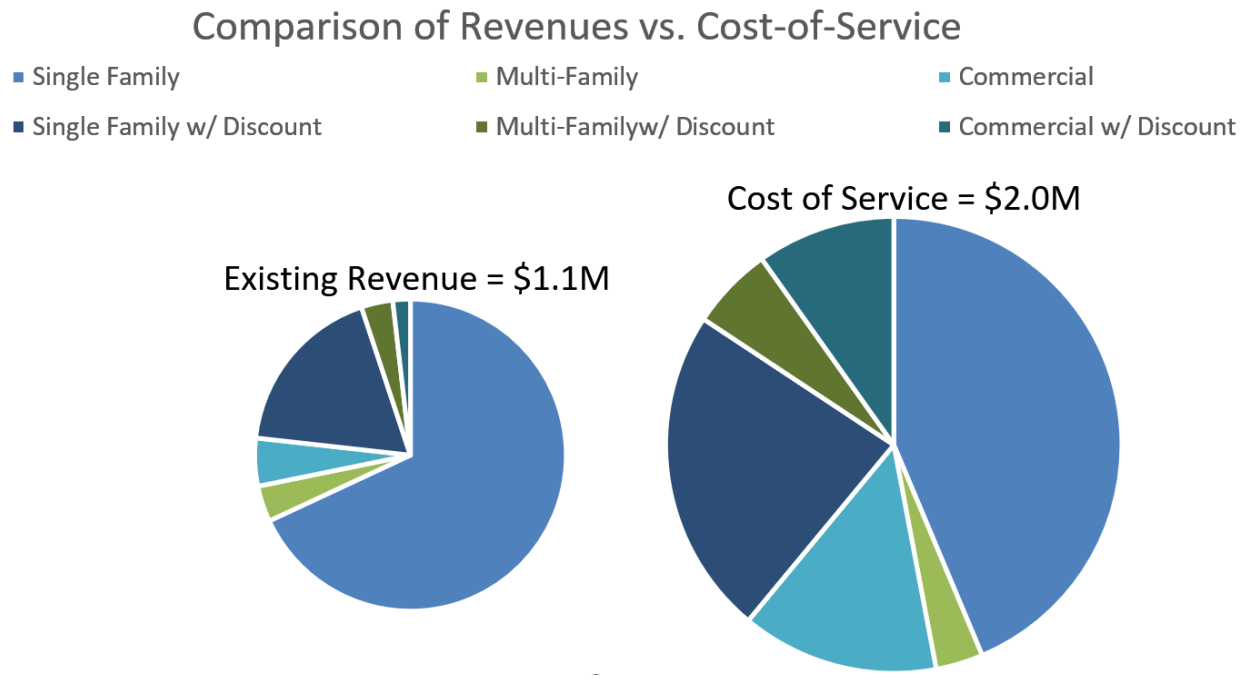

On a total revenue basis, the existing rate structure generates approximately $1,100,000 (Fiscal Year 2026) compared to the identified Fiscal Year 2027 cost-of-service of $2,000,000. The disparity is most pronounced within the commercial class, which generates $55,500 under existing rates compared to the allocated cost-of-service of $284,000. Commercial customers receiving the private retention discount generate $20,000 under existing rates compared to the allocated cost-of-service of $200,000. These results confirm that the existing billing framework results in material under-collection from commercial properties, while other classes recover a larger proportion of allocated requirements.

(Remainder of Page Intentionally Left Blank)

Median (50th Percentile) Customer Bill Impacts

To illustrate representative impacts, monthly bill changes were evaluated for the 50th percentile (median) customer within each class under the transition from the existing rate structure to the recommended alternative rate structure.

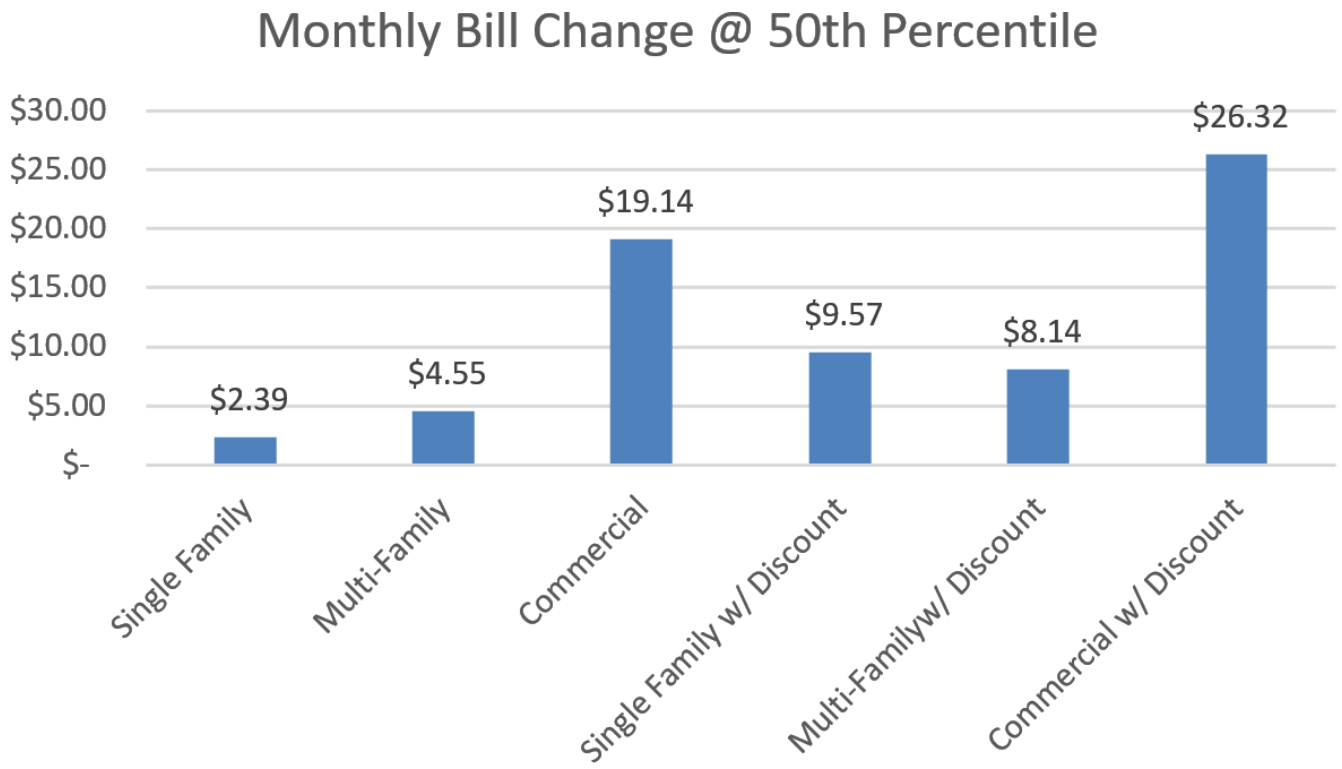

As illustrated above, customers that currently receive private retention discounts will experience greater monthly increase when compared to their peers that do not receive such discounts. However, it should be noted that this is a function of inequities amongst customer classes and could indicate historical subsidization from other customers.

(Remainder of Page Intentionally Left Blank)

Distribution of Commercial Customer Impacts

Because the commercial class experiences the most significant structural change under the alternative rate design, a distributional analysis was performed to evaluate the range of commercial bill adjustments across all commercial accounts, including those with and without the private retention discount.

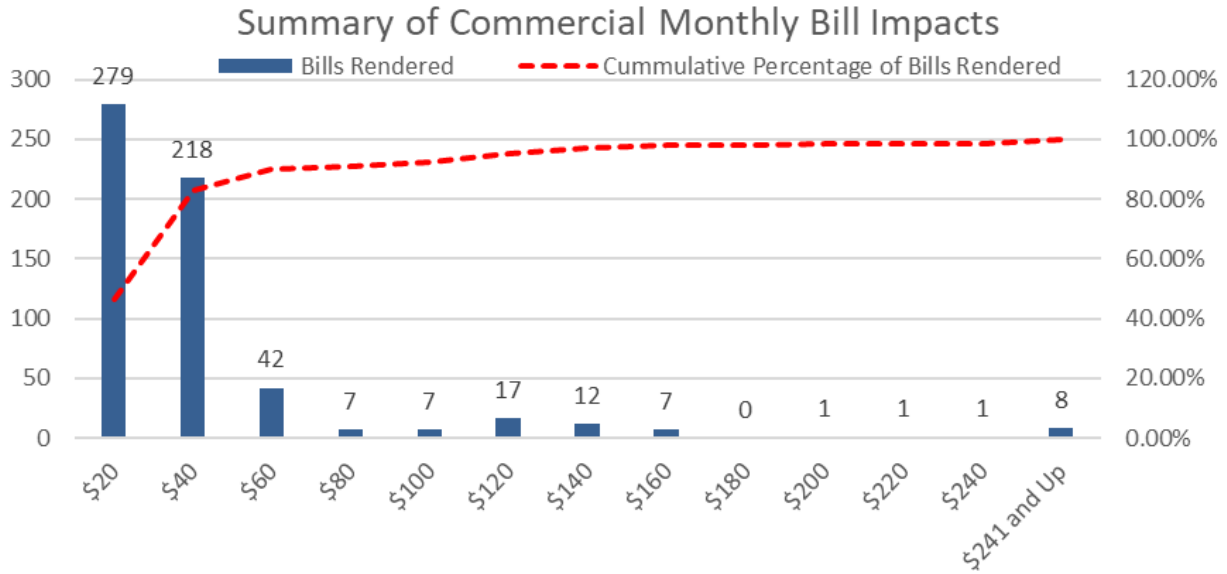

As illustrated above, most commercial accounts experience moderate monthly increases. Approximately 279 commercial customers experience increases of $20 per month or less, and approximately 82% of commercial customers experience increases of $40 per month or less. It should be noted, a limited number of accounts experience higher impacts, including 8 accounts in the highest impact category (greater than $241 per month). These higher impacts are associated with significantly more ERUs relative to the prior flat rate billing structure. The largest increases occur for a very small number of accounts, with only two accounts exceeding approximately $2,700 per month in additional charges.

Summary of Bill Impact Findings

Overall, the bill impact analysis confirms that the existing rate structure produces material disparities in revenue recovery among customer classes and substantially under-recovers revenues from commercial customers relative to the Fiscal Year 2027 identified revenue requirements. The recommended alternative rate structure addresses these disparities by improving alignment between billed revenues and relative system utilization characteristics, while the distribution of bill impacts indicates that most customers, including commercial customers, experience moderate monthly adjustments. Larger bill increases are concentrated among a limited number of commercial accounts with substantially greater ERUs or those previously receiving private retention discounts, reflecting under-collection under the existing rate structure.

CONCLUSIONS AND RECOMMENDATIONS

This Study seeks to establish a comprehensive financial and rate framework designed to restore and maintain long-term revenue sufficiency for the System. The analysis demonstrates that the existing rate structure does not generate sufficient revenue to fund the identified operating expenses, expanded maintenance staffing, capital improvement plan, R&R Funding, and associated debt service obligations over the Forecast Period.

The Revenue Sufficiency Analysis confirms that projected structural deficits emerge beginning in Fiscal Year 2027 under existing rates and increase over time if corrective action is not taken. These projected deficiencies are not the result of discretionary expenditures, but rather reflect necessary investments in preventative maintenance capacity, infrastructure rehabilitation, resiliency improvements, and increases in operating costs from inflation. Without rate adjustments and/or rate structure modifications, the System could experience erosion of operating reserves, increased reliance on debt financing, and long-term infrastructure risk.

The Cost of Service and Rate Design analysis further demonstrates that modifications to the existing rate structure is warranted in order to improve equity and align revenue recovery with impervious system utilization amongst the different customer classes. By recalculating the Equivalent Residential Unit, revising customer class billing relationships, eliminating the private retention discount, and implementing measured impervious area billing for commercial properties, the proposed structure more accurately reflects cost responsibility while contributing to the overall revenue sufficiency plan.

Collectively, the recommendations presented in this Study establish a coordinated financial strategy that integrates expansion of System maintenance, capital funding, and rate design into a unified and defensible framework.

Based upon the analyses contained in this Report, the following actions are recommended:

- **Expand Stormwater Maintenance Operations.** Implement the addition of a dedicated stormwater field service crew as incorporated in the operating forecast. The increased operating expenditures associated with this staffing expansion are necessary to improve inspection and cleaning frequency, enhance preventative maintenance activities, reduce emergency response times, and extend the useful life of System infrastructure. This investment represents a recurring commitment required to sustain System reliability.

- **Establishment of the Renewal and Replacement Fund.** Formally establish a dedicated Renewal and Replacement Fund and initiate structured annual deposits. This fund will provide a stable funding source for rehabilitation and replacement of stormwater assets on a pay-as-you-go basis and reduce long-term reliance on debt financing.

- **Secure Debt Financing.** Securing two private placement loans, as incorporated in the financial forecast, to fund the Capital Improvement Program. Debt financing is necessary to implement the identified capital improvements without deferring critical infrastructure investment.

- **Adopt the Calculated Level-of-Service for One Equivalent Residential Unit (ERU).** Adopt the calculated ERU value of 3,000 square feet of impervious area as the foundational billing determinant for residential and commercial customers. This revision improves alignment between customer characteristics and billed stormwater charges.

- **Revise Customer Class Billing Relationships.** Implement updated customer class ERU relationships, including billing: 1) all single-family customers 1.0 ERUs per account; 2) multi-family residential accounts at 0.7 ERUs per dwelling unit; and 3) commercial accounts based on measured impervious area divided by the adopted ERU factor, subject to a minimum billing threshold of 2.0 ERUs. These revisions improve equity and better align revenue generation with costs and customer benefits.

Summary of Proposed Monthly Stormwater Rates – Fiscal Year 2027

Description	Monthly Rate
Customer Class	
Residential – Single Family (1.0 ERUs per Account)	$16.75
Residential - Multi-Family (0.7 ERUs per Dwelling Unit)	$11.73
Commercial and Industrial (2.0 ERU Minimum per Account) [1]	$33.50

[1] All Commercial and Industrial accounts shall have their impervious surfaces measured and any accounts identified to exceed 2.0 ERUs (6,000 square feet) shall be billed based on the total number of ERUs, rounded down to the nearest whole ERU (e.g., impervious area = 9,500 sq.ft. / 3,000 sq.ft. [per ERU] = 3.17 ERUs = 3.0 ERUs Billed [rounded down to nearest whole ERU]).

- **Eliminate the Private Retention Discount.** Discontinue application of the existing private retention discount, as the cost-of-service analysis indicates that retention-related system costs represent less than 1.0% of total revenue requirements. Continuation of a 50% billing discount would therefore materially under-recover allocated System costs and result in inequitable cost recovery from other customer classes. Eliminating the discount aligns billed revenues with allocated cost responsibility, improves administrative consistency, and enhances long-term revenue stability.

- **Continue Adopted Annual CPI (Inflationary) Rate Adjustments.** Based on our review, it is recommended that the City continue applying its existing Consumer Price Index (CPI) rate adjustment policy for Fiscal Years 2028 through 2031. The City's existing Code of Ordinances includes section 82-160 which provides a consistent and transparent method for adjusting rates in response to inflation while supporting the City's long-term financial stability and helping to avoid the need for larger rate adjustments in the future.

CITY OF FERNANDINA BEACH, FLORIDA

FISCAL YEAR 2026
STORMWATER UTILITY RATE STUDY

LIST OF TABLES

Table No.	Description
1	Calculation of Projected Stormwater Customers and Rate Revenues
2	Summary of Projected Other Operating Revenues
3	Summary of Adopted Operating Budget and Recognized Operating Expenses
4	Calculation of Projected Operating Expenses
5	Summary of Operating Expense Escalation Assumptions
6	Calculation of Annual Transfer to Renewal and Replacement Fund
7	Summary of Capital Improvement Plan and Finance Plan
8	Summary of Projected Stormwater System Net Revenue Requirements and Annual Surplus / Deficiencies
9	Calculation of Projected Fund Balances and Calculation of Interest Income
10	Calculation of Projected Annual Debt Service Coverage Ratio
11	Allocation of Stormwater Revenue Requirements to Service Functions
12	Summary of Cost Allocation Factors
13	Allocation of Service Function Revenue Requirements to Customer Classes
14	Comparison of Allocated Customer Class Revenue Requirements to Proposed Class Revenues for the Test Year

Fernandina Beach, Florida - Stormwater System
Fiscal Year 2026 Stormwater Rate Study

Calculation of Projected Stormwater Customers and Rate Revenues

Line No.	Description	Historical 2025	Projected - Fiscal Year Ending September 30, 2026	2027	2028	2029	2030	2031
	Residential Single Family (per Residential Unit)							
1	Estimated Account Growth	-	30	30	30	30	30	30
2	Total Average Accounts	4,252	4,282	4,312	4,342	4,372	4,402	4,432
3	Total Estimated Impervious Area (Sq. Ft.)	12,756,000	12,846,000	12,936,000	13,026,000	13,116,000	13,206,000	13,296,000
4	Assumed Impervious Area Per ERU	3,000	3,000	3,000	3,000	3,000	3,000	3,000
	Average Revenue Per Account							
5	Base Charge (Monthly)	$ 14.36	$ 14.36	$ 14.36	$ 14.36	$ 14.36	$ 14.36	$ 14.36
6	Calculated Annual Revenue Per Account	$ 172	$ 172	$ 172	$ 172	$ 172	$ 172	$ 172
7	Calculated Annual Class Revenue	$ 732,705	$ 737,874	$ 743,044	$ 748,213	$ 753,383	$ 758,553	$ 763,722
	Residential Single Family w/ Private Stormwater System (per Residential Unit)							
8	Estimated Account Growth	-	5	5	5	5	5	5
9	Total Average Accounts	2,272	2,277	2,282	2,287	2,292	2,297	2,302
10	Total Estimated Impervious Area (Sq. Ft.)	6,816,000	6,831,000	6,846,000	6,861,000	6,876,000	6,891,000	6,906,000
11	Assumed Impervious Area Per ERU	3,000	3,000	3,000	3,000	3,000	3,000	3,000
	Average Revenue Per Account							
12	Base Charge (Monthly)	$ 7.18	$ 7.18	$ 7.18	$ 7.18	$ 7.18	$ 7.18	$ 7.18
13	Calculated Annual Revenue Per Account	$ 86	$ 86	$ 86	$ 86	$ 86	$ 86	$ 86
14	Calculated Annual Class Revenue	$ 195,756	$ 196,186	$ 196,617	$ 197,048	$ 197,479	$ 197,910	$ 198,340
	Residential Multi-Family (per Residential Unit)							
15	Estimated Account Growth	-	-	-	-	-	-	-
16	Total Dwelling Units	484	484	484	484	484	484	484
17	Total Estimated Impervious Area (Sq. Ft.)	1,016,400	1,016,400	1,016,400	1,016,400	1,016,400	1,016,400	1,016,400
18	Assumed Impervious Area Per ERU	2,100	2,100	2,100	2,100	2,100	2,100	2,100
	Average Revenue Per Account							
19	Base Charge (Monthly)	$ 7.18	$ 7.18	$ 7.18	$ 7.18	$ 7.18	$ 7.18	$ 7.18
20	Calculated Annual Revenue Per Account	$ 86	$ 86	$ 86	$ 86	$ 86	$ 86	$ 86
21	Calculated Annual Class Revenue	$ 41,701	$ 41,701	$ 41,701	$ 41,701	$ 41,701	$ 41,701	$ 41,701
	Residential Multi-Family w/ Private Stormwater System (per Residential Unit)							
22	Estimated Account Growth	-	-	-	-	-	-	-
23	Total Dwelling Units	848	848	848	848	848	848	848
24	Total Estimated Impervious Area (Sq. Ft.)	1,780,800	1,780,800	1,780,800	1,780,800	1,780,800	1,780,800	1,780,800
25	Assumed Impervious Area Per ERU	2,100	2,100	2,100	2,100	2,100	2,100	2,100
	Average Revenue Per Account							
26	Base Charge (Monthly)	$ 3.60	$ 3.60	$ 3.60	$ 3.60	$ 3.60	$ 3.60	$ 3.60
27	Calculated Annual Revenue Per Account	$ 43	$ 43	$ 43	$ 43	$ 43	$ 43	$ 43
28	Calculated Annual Class Revenue	$ 36,634	$ 36,634	$ 36,634	$ 36,634	$ 36,634	$ 36,634	$ 36,634
	Commercial (per Commercial Unit)							
29	Estimated Account Growth	-	5	5	5	5	5	5
30	Total Average Accounts	322	327	332	337	342	347	352
31	Total Estimated Impervious Area (Sq. Ft.)	1,932,000	1,962,000	1,992,000	2,022,000	2,052,000	2,082,000	2,112,000
32	Assumed Impervious Area Per ERU	6,000	6,000	6,000	6,000	6,000	6,000	6,000
	Average Revenue Per Account							
33	Base Charge (Monthly)	$ 14.36	$ 14.36	$ 14.36	$ 14.36	$ 14.36	$ 14.36	$ 14.36
34	Calculated Annual Revenue Per Account	$ 172	$ 172	$ 172	$ 172	$ 172	$ 172	$ 172
35	Calculated Annual Class Revenue	$ 55,487	$ 56,349	$ 57,210	$ 58,072	$ 58,933	$ 59,795	$ 60,657
	Commercial w/ Private Stormwater System (per Commercial Unit)							
36	Estimated Account Growth	-	-	-	-	-	-	-
37	Total Average Accounts	236	236	236	236	236	236	236
38	Total Estimated Impervious Area (Sq. Ft.)	1,416,000	1,416,000	1,416,000	1,416,000	1,416,000	1,416,000	1,416,000
39	Assumed Impervious Area Per ERU	6,000	6,000	6,000	6,000	6,000	6,000	6,000
	Average Revenue Per Account							
40	Base Charge (Monthly)	$ 7.18	$ 7.18	$ 7.18	$ 7.18	$ 7.18	$ 7.18	$ 7.18
41	Calculated Annual Revenue Per Account	$ 86	$ 86	$ 86	$ 86	$ 86	$ 86	$ 86
42	Calculated Annual Class Revenue	$ 20,334	$ 20,334	$ 20,334	$ 20,334	$ 20,334	$ 20,334	$ 20,334
43	Total Stormwater Accounts	8,414	8,454	8,494	8,534	8,574	8,614	8,654
44	Total Estimated Impervious Area (Sq. Ft.)	25,717,200	25,852,200	25,987,200	26,122,200	26,257,200	26,392,200	26,527,200
45	**Projected Stormwater Rate Revenues**	**$ 1,082,616**	**$ 1,089,078**	**$ 1,095,540**	**$ 1,102,002**	**$ 1,108,464**	**$ 1,114,926**	**$ 1,121,388**

Table 2

Fernandina Beach, Florida - Stormwater System
Fiscal Year 2026 Stormwater Rate Study

Summary of Projected Other Operating Revenues

Line No.	Description	2026 Budget	Adjustments	Recognized 2026	Escalation Reference	Projected - Fiscal Year Ending September 30, 2027	2028	2029	2030	2031
	Stormwater Fund									
1	470 33120 FEMA Fed Grant	$ -	$ -	$ -	Eliminate	$ -	$ -	$ -	$ -	$ -
2	470 33400 State Grant	$ 525,625	$ (525,625)	$ -	Eliminate	$ -	$ -	$ -	$ -	$ -
3	470 33420 FEMA State	$ -	$ -	$ -	Constant	$ -	$ -	$ -	$ -	$ -
4	470 33700 SJRWMD Grant	$ -	$ -	$ -	Constant	$ -	$ -	$ -	$ -	$ -
5	470 34347 Water Drainage Fees	$ 1,065,355	$ (1,065,355)	$ -	Eliminate	$ -	$ -	$ -	$ -	$ -
6	470 34910 Wastewater Miscellaneous Fees	$ -	$ -	$ -	Constant	$ -	$ -	$ -	$ -	$ -
7	470 36110 Interest	$ -	$ -	$ -	Constant	$ -	$ -	$ -	$ -	$ -
8	470 36800 Capital Contribution	$ -	$ -	$ -	Constant	$ -	$ -	$ -	$ -	$ -
9	470 36990 Other Revenue	$ -	$ -	$ -	Constant	$ -	$ -	$ -	$ -	$ -
10	470 36692 Gain of Sale of Asset	$ 35,000	$ 5,000	$ 40,000	Constant	$ 40,000	$ 40,000	$ 40,000	$ 40,000	$ 40,000
11	470 38410 Loan Proceeds	$ 321,440	$ (321,440)	$ -	Eliminate	$ -	$ -	$ -	$ -	$ -
12	470 38101 From General Fund	$ -	$ -	$ -	Constant	$ -	$ -	$ -	$ -	$ -
13	470 38910 Cash Balance Forward	$ (326,612)	$ 326,612	$ -	Constant	$ -	$ -	$ -	$ -	$ -
14	Total System Other Operating Revenues	$ 1,620,808	$ (1,580,808)	$ 40,000		$ 40,000	$ 40,000	$ 40,000	$ 40,000	$ 40,000

Fernandina Beach, Florida - Stormwater System
Fiscal Year 2026 Stormwater Rate Study

Summary of Adopted Operating Budget and Recognized Operating Expenses

Line No.	Description	2023 Actuals	2024 Actuals	2025 Actuals	Fiscal Year Ending September 30, Adopted 2026 Budget	Adjustments	Recognized Expenses 2026
	PERSONNEL						
1	470 51200 Salaries	$271,662	$213,946	$294,271	$313,166	$0	$313,166
2	470 51210 Workers Comp Reimbursement	$0	$0	$0	$0	$0	$0
3	470 51350 Part-Time Salaries	$0	$0	$0	$0	$0	$0
4	470 51400 Overtime	$8,702	$22,709	$64,474	$45,000	$0	$45,000
5	470 52100 FICA	$21,638	$17,615	$26,851	$26,508	$0	$26,508
6	471 52200 Retirement	$57,294	$52,166	$70,620	$72,790	$0	$72,790
7	470 52300 Health Insurance	$42,390	$38,902	$53,342	$60,755	$0	$60,755
8	470 52301 Life Insurance	$925	$780	$835	$848	$0	$848
9	470 52350 OPEB Costs	$2,194	$2,194	$2,194	$2,194	$0	$2,194
10	470 52400 Workers' Comp	$4,527	$7,612	$7,968	$9,681	$0	$9,681
11	TOTAL PERSONNEL	$409,332	$355,924	$520,554	$530,942	$0	$530,942
	OPERATING EXPENSES						
12	470 53100 Professional Services	$36,961	$1,315	$76,285	$20,000	$0	$20,000
13	470 53200 Auditing	$6,552	$6,568	$6,568	$2,311	$0	$2,311
14	470 53400 Contractual	$54,584	$511,515	$40,923	$71,916	$0	$71,916
15	470 54000 Training/Travel	$5,449	$1,319	$3,218	$6,100	$0	$6,100
16	470 54100 Communications - Phone/Fax/Alarm	$0	$264	$262	$330	$0	$330
17	470 54101 Communications - Cellular	$2,904	$3,013	$3,195	$4,000	$0	$4,000
18	470 54103 Communications - Internet	$1,161	$1,231	$1,132	$1,854	$0	$1,854
19	470 54200 Postage	$0	$0	$58	$300	$0	$300
20	470 54300 Utilities Electric	$4,862	$4,539	$4,547	$5,000	$0	$5,000
21	470 54310 Utilities - Water & Wastewater	$763	$710	$849	$1,000	$0	$1,000
22	470 54400 Rentals/Leases	$12,686	$52	$13,778	$20,000	$0	$20,000
23	470 54500 Insurance	$6,665	$16,346	$20,553	$24,623	$0	$24,623
24	470 54610 R/M Building & Grounds	$1,388	$14,372	$14,334	$0	$0	$0
25	470 54611 R/M Facilities	$3,207	$8,073	$925	$2,500	$0	$2,500
26	470 54620 R/M Equipment	$1,122	$620	$7,560	$10,000	$0	$10,000
27	470 54630 R/M Vehicles - Labor	$4,297	$7,358	$11,300	$8,000	$0	$8,000
28	470 54640 R/M Vehicles - Parts	$9,435	$18,059	$27,384	$17,000	$0	$17,000
29	470 54700 Printing	$122	$0	$0	$500	$0	$500
30	470 54800 Promotional	$0	$0	$24	$1,500	$0	$1,500
31	470 54910 Billing Costs	$35,000	$35,000	$35,000	$35,000	$0	$35,000
32	470 54920 Utility Admin Costs	$30,000	$220,390	$220,390	$109,183	$0	$109,183
33	470 55100 Office Supplies	$894	$646	$240	$1,000	$0	$1,000
34	470 55200 Operating Supplies	$94,403	$151,306	$42,486	$20,965	$0	$20,965
35	470 55210 Uniforms	$3,350	$3,283	$2,887	$6,300	$0	$6,300
36	470 55220 Janitorial Supplies	$0	$597	$353	$1,000	$0	$1,000
37	470 55230 Gas/Oil	$10,502	$15,898	$19,463	$16,000	$0	$16,000
38	470 55300 Road Materials	$0	$7,273	$12,000	$12,000	$0	$12,000
39	470 55400 Books/Subs/Dues	$779	$759	$871	$1,035	$0	$1,035
40	TOTAL OPERATING EXPENSES	$327,086	$1,030,506	$566,584	$399,417	$0	$399,417

Fernandina Beach, Florida - Stormwater System
Fiscal Year 2026 Stormwater Rate Study

Summary of Adopted Operating Budget and Recognized Operating Expenses

Line No.	Description	2023 Actuals	2024 Actuals	2025 Actuals	Fiscal Year Ending September 30, Adopted 2026 Budget	Adjustments	Recognized Expenses 2026
	CAPITAL OUTLAY						
41	470 56100 Land	$0	$0	$0	$0	$0	$0
42	470 56200 Building	$0	$0	$18,166	$0	$0	$0
43	470 56300 Improvements	$99,815	$231,581	$5,144	$0	$0	$0
44	470 56400 Equipment	$197,639	$35,186	$0	$321,440	($321,440)	$0
45	470 56401 Non Cap Equip	$2,141	$0	$1,032	$2,500	$0	$2,500
46	470 56500 Infrastructure	$0	$0	$0	$0	$0	$0
47	TOTAL CAPITAL OUTLAY	$299,595	$266,767	$24,341	$323,940	($321,440)	$2,500
	DEBT SERVICE						
48	470 57100 Principal	$104,608	$107,828	$103,937	$103,938	($103,938)	$0
49	470 57200 Interest	$10,354	$7,083	$3,838	$5,422	($5,422)	$0
50	470 57300 Financing Costs	$0	$0	$0	$0	$0	$0
51	TOTAL DEBT SERVICE	$114,962	$114,911	$107,775	$109,360	($109,360)	$0
	RESERVES OR OTHER TRANSFERS						
52	470 599990 Reserve	($8,768)	($607,802)	$0	$257,149	($257,149)	$0
53	TOTAL RESERVES OR OTHER TRANSFERS	($8,768)	($607,802)	$0	$257,149	($257,149)	$0
54	**TOTAL STORMWATER BUDGET**	$1,142,207	$1,160,306	$1,219,255	$1,620,808	($687,949)	$932,859

Fernandina Beach, Florida - Stormwater System
Fiscal Year 2026 Stormwater Rate Study

Calculation of Projected Operating Expenses [1]

Line No.	Description	2026	Esc. Reference [2]	2027	2028	2029	2030	2031
				Fiscal Year Ending September 30,				
	PERSONNEL							
1	470 51200 Salaries	$ 313,166	Labor	$ 325,693	$ 338,720	$ 352,269	$ 366,360	$ 381,014
2	Additional Personnel [3]	$ -	Calculated	$ 343,099	$ 356,823	$ 371,096	$ 385,939	$ 401,377
3	470 51210 Workers Comp Reimbursement	$ -	Labor	$ -	$ -	$ -	$ -	$ -
4	470 51350 Part-Time Salaries	$ -	Labor	$ -	$ -	$ -	$ -	$ -
5	470 51400 Overtime	$ 45,000	Labor	$ 46,800	$ 48,672	$ 50,619	$ 52,644	$ 54,749
6	470 52100 FICA	$ 26,508	Labor	$ 27,568	$ 28,671	$ 29,818	$ 31,011	$ 32,251
7	471 52200 Retirement	$ 72,790	Labor	$ 75,702	$ 78,730	$ 81,879	$ 85,154	$ 88,560
8	470 52300 Health Insurance	$ 60,755	Health	$ 64,064	$ 67,553	$ 71,232	$ 75,111	$ 79,201
9	470 52301 Life Insurance	$ 848	Labor	$ 882	$ 917	$ 954	$ 992	$ 1,032
10	470 52350 OPEB Costs	$ 2,194	Labor	$ 2,282	$ 2,373	$ 2,468	$ 2,567	$ 2,669
11	470 52400 Workers' Comp	$ 9,681	Labor	$ 10,068	$ 10,471	$ 10,890	$ 11,325	$ 11,778
12	TOTAL PERSONNEL	$ 530,942		$ 896,157	$ 932,930	$ 971,224	$ 1,011,103	$ 1,052,633
	OPERATING EXPENSES							
13	470 53100 Professional Services	$ 20,000	Inflation	$ 20,520	$ 21,054	$ 21,601	$ 22,163	$ 22,739
14	Watershed Masterplan (25% Grant Match)	$ -	Calculated	$ 100,000	$ -	$ -	$ -	$ -
15	470 53200 Auditing	$ 2,311	Inflation	$ 2,371	$ 2,433	$ 2,496	$ 2,561	$ 2,627
16	470 53400 Contractual	$ 71,916	Inflation	$ 73,786	$ 75,704	$ 77,673	$ 79,692	$ 81,764
17	470 54000 Training/Travel	$ 6,100	Labor	$ 6,344	$ 6,598	$ 6,862	$ 7,136	$ 7,422
18	470 54100 Communications - Phone/Fax/A	$ 330	Inflation	$ 339	$ 347	$ 356	$ 366	$ 375
19	470 54101 Communications - Cellular	$ 4,000	Inflation	$ 4,104	$ 4,211	$ 4,320	$ 4,433	$ 4,548
20	470 54103 Communications - Internet	$ 1,854	Inflation	$ 1,902	$ 1,952	$ 2,002	$ 2,054	$ 2,108
21	470 54200 Postage	$ 300	Inflation	$ 308	$ 316	$ 324	$ 332	$ 341
22	470 54300 Utilities Electric	$ 5,000	Electric	$ 5,179	$ 5,364	$ 5,556	$ 5,755	$ 5,960
23	470 54310 Utilities - Water & Wastewater	$ 1,000	Inflation	$ 1,026	$ 1,053	$ 1,080	$ 1,108	$ 1,137
24	470 54400 Rentals/Leases	$ 20,000	Inflation	$ 20,520	$ 21,054	$ 21,601	$ 22,163	$ 22,739
25	470 54500 Insurance	$ 24,623	Inflation	$ 25,263	$ 25,920	$ 26,594	$ 27,285	$ 27,995
26	470 54610 R/M Building & Grounds	$ -	Inflation	$ -	$ -	$ -	$ -	$ -
27	470 54611 R/M Facilities	$ 2,500	ENR	$ 2,624	$ 2,755	$ 2,892	$ 3,035	$ 3,186
28	470 54620 R/M Equipment	$ 10,000	ENR	$ 10,497	$ 11,019	$ 11,566	$ 12,141	$ 12,745
29	470 54630 R/M Vehicles - Labor	$ 8,000	ENR	$ 8,398	$ 8,815	$ 9,253	$ 9,713	$ 10,196
30	470 54640 R/M Vehicles - Parts	$ 17,000	ENR	$ 17,845	$ 18,732	$ 19,663	$ 20,640	$ 21,666
31	470 54700 Printing	$ 500	Inflation	$ 513	$ 526	$ 540	$ 554	$ 568
32	470 54800 Promotional	$ 1,500	Inflation	$ 1,539	$ 1,579	$ 1,620	$ 1,662	$ 1,705
33	470 54910 Billing Costs	$ 35,000	Inflation	$ 35,910	$ 36,844	$ 37,802	$ 38,784	$ 39,793
34	470 54920 Utility Admin Costs	$ 109,183	Inflation	$ 112,022	$ 114,934	$ 117,923	$ 120,989	$ 124,134
35	470 55100 Office Supplies	$ 1,000	Inflation	$ 1,026	$ 1,053	$ 1,080	$ 1,108	$ 1,137
36	470 55200 Operating Supplies	$ 20,965	Inflation	$ 21,510	$ 22,069	$ 22,643	$ 23,232	$ 23,836
37	470 55210 Uniforms	$ 6,300	Inflation	$ 6,464	$ 6,632	$ 6,804	$ 6,981	$ 7,163
38	470 55220 Janitorial Supplies	$ 1,000	Inflation	$ 1,026	$ 1,053	$ 1,080	$ 1,108	$ 1,137
39	470 55230 Gas/Oil	$ 16,000	Fuel	$ 16,644	$ 17,313	$ 18,009	$ 18,734	$ 19,487
40	470 55300 Road Materials	$ 12,000	ENR	$ 12,596	$ 13,222	$ 13,880	$ 14,569	$ 15,294
41	470 55400 Books/Subs/Dues	$ 1,035	Inflation	$ 1,062	$ 1,090	$ 1,118	$ 1,147	$ 1,177
42	TOTAL OPERATING EXPENSES	$ 399,417		$ 511,337	$ 423,639	$ 436,337	$ 449,445	$ 462,978

Fernandina Beach, Florida - Stormwater System
Fiscal Year 2026 Stormwater Rate Study

Calculation of Projected Operating Expenses [1]

Line No.	Description	Fiscal Year Ending September 30, 2026	Esc. Reference [2]	2027	2028	2029	2030	2031
	CAPITAL OUTLAY							
43	470 56100 Land	$ -	Eliminate	$ -	$ -	$ -	$ -	$ -
44	470 56200 Building	$ -	Eliminate	$ -	$ -	$ -	$ -	$ -
45	470 56300 Improvements	$ -	Eliminate	$ -	$ -	$ -	$ -	$ -
46	470 56400 Equipment	$ -	Eliminate	$ -	$ -	$ -	$ -	$ -
47	470 56401 Non Cap Equip	$ 2,500	Inflation	$ 2,565	$ 2,632	$ 2,700	$ 2,770	$ 2,842
48	470 56500 Infrastructure	$ -	Eliminate	$ -	$ -	$ -	$ -	$ -
49	TOTAL CAPITAL OUTLAY	$ 2,500		$ 2,565	$ 2,632	$ 2,700	$ 2,770	$ 2,842
	DEBT SERVICE							
50	470 57100 Principal	$ -	Eliminate	$ -	$ -	$ -	$ -	$ -
51	470 57200 Interest	$ -	Eliminate	$ -	$ -	$ -	$ -	$ -
52	470 57300 Financing Costs	$ -	Eliminate	$ -	$ -	$ -	$ -	$ -
53	TOTAL DEBT SERVICE	$ -		$ -	$ -	$ -	$ -	$ -
	RESERVES OR OTHER TRANSFERS							
54	470 599990 Reserve	$ -	Eliminate	$ -	$ -	$ -	$ -	$ -
55	TOTAL RESERVES OR OTHER TRANSFEF	$ -		$ -	$ -	$ -	$ -	$ -
56	**TOTAL OPERATING EXPENSES**	$ 932,859		$ 1,410,059	$ 1,359,200	$ 1,410,261	$ 1,463,318	$ 1,518,453

Footnotes:

[1] Amounts shown for Fiscal Year 2026 derived from information provided on Table 3.

[2] Amounts shown derived from information provided on Table 5.

[3] Amounts shown represent estimated total additional expense for additional personnel, including salaries, benefits, and other employee costs.

Fernandina Beach, Florida - Stormwater System
Fiscal Year 2026 Stormwater Rate Study

Summary of Operating Expense Escalation Assumptions

Line No.	Description	Alloc. Reference	Fiscal Year Ending September 30, 2026	2027	2028	2029	2030	2031
1	General Inflation (CPI)	Inflation	102.60%	102.60%	102.60%	102.60%	102.60%	102.60%
2	Proposed Rate Adjustments	Rates	100.00%	176.55%	109.00%	104.00%	104.00%	102.60%
3	Annual COL Adjustments to Labor	Labor	104.00%	104.00%	104.00%	104.00%	104.00%	104.00%
4	Buerau of Labor Statistics - Electricity	Electric	103.58%	103.58%	103.58%	103.58%	103.58%	103.58%
5	Buerau of Labor Statistics - Industrial Chemicals	Chem	103.42%	103.42%	103.42%	103.42%	103.42%	103.42%
6	Buerau of Labor Statistics - Gasoline	Fuel	104.02%	104.02%	104.02%	104.02%	104.02%	104.02%
7	Property/General Insurance Liability	Insurance	105.50%	105.50%	105.50%	105.50%	105.50%	105.50%
8	Employee Health and Workmans Comp Insurance	Health	105.45%	105.45%	105.45%	105.45%	105.45%	105.45%
9	ENR - Construction Cost Index	ENR	104.97%	104.97%	104.97%	104.97%	104.97%	104.97%
10	Constant - No Escalation	Constant	100.00%	100.00%	100.00%	100.00%	100.00%	100.00%
11	Additional Personnel	Add. Labor	102.41%	102.41%	102.41%	102.41%	102.41%	102.41%
12	Vehicle Replacement Escalator	Vehicles	104.00%	104.00%	104.00%	104.00%	104.00%	104.00%
13	Total Customer Growth	Cust. Growth	0.48%	0.47%	0.47%	0.47%	0.47%	0.46%

Fernandina Beach, Florida - Stormwater System
Fiscal Year 2026 Stormwater Rate Study

Calculation of Annual Transfer to Renewal and Replacement Fund

Line No.	Description	Fiscal Year Ending September 30, 2026	2027	2028	2029	2030	2031
	Deposit to Renewal and Replacement Fund [1]						
1	Stormwater Rate Revenues	$ 1,089,078	$ 1,934,176	$ 2,115,295	$ 2,206,628	$ 2,301,613	$ 2,400,398
2	Other Revenues	$ 40,000	$ 40,000	$ 40,000	$ 40,000	$ 40,000	$ 40,000
3	Less: Insurance Reimbursments and Grants	$ -	$ -	$ -	$ -	$ -	$ -
4	Interest Income	$ 9,777	$ 18,656	$ 12,610	$ 8,559	$ 9,194	$ 15,732
5	Total Stormwater System Operating Revenues	$ 1,138,855	$ 1,992,832	$ 2,167,905	$ 2,255,187	$ 2,350,807	$ 2,456,130
6	Recommended Annual Deposit - Percent	10.00%	10.04%	10.38%	11.09%	12.76%	12.21%
7	Recommended Annual Deposit - Amount	$ 113,885	$ 200,000	$ 225,000	$ 250,000	$ 300,000	$ 300,000

Footnotes:

[1] Amounts shown derived from information provided on Table 8.

Fernandina Beach, Florida - Stormwater System
Fiscal Year 2026 Stormwater Rate Study

Summary of Capital Improvement Plan and Finance Plan

Line No.	Description	Funding Source	Fiscal Year Ending September 30, 2026	2027	2028	2029	2030	2031	Total
	Vehicles and Equipment								
1	Streetsweeper	Lease 2026	$ 321,440	$ -	$ -	$ -	$ -	$ -	$ 321,440
2	Crew Vehicle (1/2 Ton Pickup)	R&R Fund	$ -	$ 50,000	$ -	$ -	$ -	$ -	$ 50,000
3	Vacuum Truck	R&R Fund	$ -	$ -	$ 575,000	$ -	$ -	$ -	$ 575,000
4	Crew Vehicle (Heavy Duty Truck)	R&R Fund	$ -	$ -	$ -	$ 150,000	$ -	$ -	$ 150,000
5	Crew Vehicle for Additional Stormwater Crew	R&R Fund	$ -	$ 90,000	$ -	$ -	$ -	$ -	$ 90,000
	City Carry-Forward Projects								
6	Area 6 Drainage Improvements	ARPA	$ 2,234,959	$ -	$ -	$ -	$ -	$ -	$ 2,234,959
	Master Plan Identified Projects								
	S 3rd St & Fir St								
7	Engineering	Loan 2027	$ -	$ 55,377	$ -	$ -	$ -	$ -	$ 55,377
8	Project	Loan 2027	$ -	$ 664,518	$ -	$ -	$ -	$ -	$ 664,518
	Safe Harbor Pipe								
9	Engineering	Loan 2027	$ -	$ -	$ -	$ -	$ -	$ -	$ -
10	Project	Loan 2027	$ -	$ 546,149	$ -	$ -	$ -	$ -	$ 546,149
	Ash & 4th								
11	Engineering	Loan 2027	$ -	$ -	$ -	$ -	$ -	$ -	$ -
12	Project	Loan 2027	$ -	$ -	$ 91,136	$ -	$ -	$ -	$ 91,136
	SW LS & N Fletcher								
13	Lift Station Engineering	Loan 2027	$ -	$ 54,934	$ -	$ -	$ -	$ -	$ 54,934
14	Lift Station Project	Loan 2027	$ -	$ -	$ 659,210	$ -	$ -	$ -	$ 659,210
15	N Fletcher Engineering	Loan 2027	$ -	$ 18,915	$ -	$ -	$ -	$ -	$ 18,915
16	N Fletcher Project	Loan 2027	$ -	$ -	$ 226,979	$ -	$ -	$ -	$ 226,979
	Los Robles Part A								
17	Engineering	Loan 2027	$ -	$ 11,263	$ -	$ -	$ -	$ -	$ 11,263
18	Project	Loan 2027	$ -	$ -	$ 123,889	$ -	$ -	$ -	$ 123,889
	Los Robles Part B								
19	Engineering	Loan 2027	$ -	$ 15,330	$ -	$ -	$ -	$ -	$ 15,330
20	Project	Loan 2027	$ -	$ -	$ 168,627	$ -	$ -	$ -	$ 168,627
	Pipe Lining								
21	Basin 2 CIPP Lining	Loan 2027	$ -	$ 240,185	$ -	$ -	$ -	$ -	$ 240,185
22	Basin 4 CIPP Lining	Loan 2027	$ -	$ 46,829	$ -	$ -	$ -	$ -	$ 46,829
23	Basin 5 CIPP Lining	Loan 2027	$ -	$ -	$ 277,581	$ -	$ -	$ -	$ 277,581
24	Basin 6 CIPP Lining	Loan 2027	$ -	$ -	$ 57,150	$ -	$ -	$ -	$ 57,150
25	Basin 7 CIPP Lining	Loan 2027	$ -	$ -	$ 66,156	$ -	$ -	$ -	$ 66,156
26	Basin 8 CIPP Lining	Loan 2027	$ -	$ 86,376	$ -	$ -	$ -	$ -	$ 86,376
	Beech St & 12th St								
27	Engineering	Loan 2029	$ -	$ -	$ -	$ -	$ -	$ -	$ -
28	Project	Loan 2029	$ -	$ -	$ -	$ 78,806	$ -	$ -	$ 78,806
	Broome St & Front St								
29	Engineering	Loan 2029	$ -	$ -	$ -	$ -	$ -	$ -	$ -
30	Project	Loan 2029	$ -	$ -	$ -	$ 1,281,987	$ -	$ -	$ 1,281,987
	1st Ave Drainage								
31	Engineering	Loan 2029	$ -	$ -	$ -	$ 60,379	$ -	$ -	$ 60,379
32	Project	Loan 2029	$ -	$ -	$ -	$ -	$ 724,553	$ -	$ 724,553
	Indigo								
33	Engineering	Loan 2029	$ -	$ -	$ -	$ -	$ -	$ -	$ -
34	Project	Loan 2029	$ -	$ -	$ -	$ -	$ 268,545	$ -	$ 268,545

Fernandina Beach, Florida - Stormwater System
Fiscal Year 2026 Stormwater Rate Study

Summary of Capital Improvement Plan and Finance Plan

Line No.	Description	Funding Source	Fiscal Year Ending September 30, 2026	2027	2028	2029	2030	2031	Total
	Small-Medium Sized Projects								
35	N Fletcher Lift Station Rehab	R&R Fund	$ -	$ -	$ -	$ -	$ 50,000	$ -	$ 50,000
36	Highland Dr and N 15th St	R&R Fund	$ 36,778	$ -	$ -	$ -	$ -	$ -	$ 36,778
37	Ladies St	R&R Fund	$ 39,557	$ -	$ -	$ -	$ -	$ -	$ 39,557
38	Sunrise Cross-drain	R&R Fund	$ 31,958	$ -	$ -	$ -	$ -	$ -	$ 31,958
39	Stanley Dr Infiltration	R&R Fund	$ -	$ 15,905	$ -	$ -	$ -	$ -	$ 15,905
40	Parkway Dr	R&R Fund	$ -	$ 10,814	$ -	$ -	$ -	$ -	$ 10,814
41	Someruelus St	R&R Fund	$ -	$ -	$ 15,882	$ -	$ -	$ -	$ 15,882
42	Central Park	R&R Fund	$ -	$ -	$ -	$ 49,376	$ -	$ -	$ 49,376
43	Calhoun and N 8th St	R&R Fund	$ -	$ -	$ -	$ -	$ 25,868	$ -	$ 25,868
44	N 8th Cross-drain	R&R Fund	$ -	$ -	$ -	$ -	$ -	$ -	$ -
45	S 3rd St Drainage	R&R Fund	$ -	$ -	$ -	$ -	$ -	$ -	$ -
46	S 4th St Drainage	R&R Fund	$ -	$ -	$ -	$ -	$ -	$ -	$ -
47	S 2nd St Drainage	R&R Fund	$ -	$ -	$ -	$ -	$ -	$ -	$ -
48	S 4th St	R&R Fund	$ -	$ 24,231	$ -	$ -	$ -	$ -	$ 24,231
49	S 11th St and Elm St	R&R Fund	$ -	$ -	$ -	$ -	$ -	$ -	$ -
50	Divison St	R&R Fund	$ -	$ -	$ 2,760	$ -	$ -	$ -	$ 2,760
51	Vernon St	R&R Fund	$ -	$ 11,782	$ -	$ -	$ -	$ -	$ 11,782
52	Barrington Ditch	R&R Fund	$ 11,241	$ -	$ -	$ -	$ -	$ -	$ 11,241
53	Underdrain Repair	R&R Fund	$ 32,897	$ -	$ -	$ -	$ -	$ -	$ 32,897
54	Via Del Rey	R&R Fund	$ -	$ -	$ -	$ 64,475	$ -	$ -	$ 64,475
55	Misc Point Repair	R&R Fund	$ -	$ 15,000	$ 15,000	$ 15,000	$ 15,000	$ 15,000	$ 75,000
56	Miscellaneous Unidentified Repairs	R&R Fund	$ -	$ 25,000	$ 25,000	$ 25,000	$ 25,000	$ 25,000	$ 125,000
57	**Total Capital Improvement Plan**		$ 2,708,830	$ 1,982,608	$ 2,304,370	$ 1,725,023	$ 1,108,966	$ 40,000	$ 9,869,797
	Capital Finance Plan								
58	Operation and Maintenance Fund	Op. Fund	$ -	$ -	$ -	$ -	$ -	$ -	$ -
59	Renewal and Replacement Fund	R&R Fund	$ 152,431	$ 242,732	$ 633,642	$ 303,851	$ 115,868	$ 40,000	$ 1,488,524
60	American Rescue Plan Act Grant Funding	ARPA	$ 2,234,959	$ -	$ -	$ -	$ -	$ -	$ 2,234,959
61	Impact Fee Account	Impact Fee	$ -	$ -	$ -	$ -	$ -	$ -	$ -
62	Private Lease, Series 2026 (Streetsweeper)	Lease 2026	$ 321,440	$ -	$ -	$ -	$ -	$ -	$ 321,440
63	Proposed - Private Placement Loan, Series 2027	Loan 2027	$ -	$ 1,739,876	$ 1,670,728	$ -	$ -	$ -	$ 3,410,604
64	Proposed - Private Placement Loan, Series 2029	Loan 2029	$ -	$ -	$ -	$ 1,421,172	$ 993,098	$ -	$ 2,414,270
65	**Total Capital Improvement Program Funding**		$ 2,708,830	$ 1,982,608	$ 2,304,370	$ 1,725,023	$ 1,108,966	$ 40,000	$ 9,869,797

Fernandina Beach, Florida - Stormwater System
Fiscal Year 2026 Stormwater Rate Study

Summary of Projected Stormwater System Net Revenue Requirements and Annual Surplus / Deficiencies

Line No.	Description	Fiscal Year Ending September 30, 2026	2027	2028	2029	2030	2031
	Revenue Requirements						
1	Operating Expenses [1]	$ 932,859	$ 1,410,059	$ 1,359,200	$ 1,410,261	$ 1,463,318	$ 1,518,453
	Debt Service						
	Existing Debt Service						
2	Lease, Series 2020 (Vac Truck)	$ 41,500	$ -	$ -	$ -	$ -	$ -
3	Lease, Series 2026 (Street Sweeper)	$ 74,019	$ 74,019	$ 74,019	$ 74,019	$ 74,019	$ -
4	Total Existing Debt Service	$ 115,519	$ 74,019	$ 74,019	$ 74,019	$ 74,019	$ -
	Proposed Debt Service						
5	Proposed - Private Placement Loan, Series 2027	$ -	$ 328,585	$ 328,585	$ 328,585	$ 328,585	$ 328,585
6	Proposed - Private Placement Loan, Series 2029	$ -	$ -	$ -	$ 232,596	$ 232,596	$ 232,596
7	Total Proposed Debt Service	$ -	$ 328,585	$ 328,585	$ 561,182	$ 561,182	$ 561,182
	Transfers						
8	Renewal and Replacement Fund [2]	$ 113,885	$ 200,000	$ 225,000	$ 250,000	$ 300,000	$ 300,000
9	Gross Revenue Requirements	$ 1,162,263	$ 2,012,663	$ 1,986,805	$ 2,295,462	$ 2,398,519	$ 2,379,635
10	Less: Other Revenues [3]	$ (40,000)	$ (40,000)	$ (40,000)	$ (40,000)	$ (40,000)	$ (40,000)
11	Less: Investment Income [4]	$ (9,777)	$ (18,656)	$ (12,610)	$ (8,559)	$ (9,194)	$ (15,732)
12	Net Revenue Requirements	$ 1,112,487	$ 1,954,007	$ 1,934,195	$ 2,246,903	$ 2,349,326	$ 2,323,903
13	Rate Revenues Under Existing Rates	$ 1,089,078	$ 1,095,540	$ 1,102,002	$ 1,108,464	$ 1,114,926	$ 1,121,388
14	Existing Surplus/(Deficiency) - Amount	$ (23,409)	$ (858,467)	$ (832,193)	$ (1,138,439)	$ (1,234,400)	$ (1,202,515)
15	Existing Surplus/(Deficiency) - Percent	(2.15%)	(78.36%)	(75.52%)	(102.70%)	(110.72%)	(107.23%)
	Calculation of Additional Revenues from Rate Adjustments						
16	Additional Revenue From Rate Structure Change [5]	0.00%	59.90%	5.00%	0.00%	0.00%	0.00%
17	Recommended Rate Adjustment	0.00%	16.65%	4.00%	4.00%	4.00%	4.00%
18	Current Year Rate Adjustment	0.00%	76.55%	9.00%	4.00%	4.00%	4.00%
19	Effective Months of Fiscal Year	6	12	12	12	12	12
20	Revenues From Prior Year Rate Adjustments	$ -	$ -	$ 838,636	$ 1,013,293	$ 1,098,164	$ 1,186,687
21	Revenues From Current Year Rate Adjustments	$ -	$ 838,636	$ 174,657	$ 84,870	$ 88,524	$ 92,323
22	**Proposed Rate Revenues After Rate Adjustments**	**$ 1,089,078**	**$ 1,934,176**	**$ 2,115,295**	**$ 2,206,628**	**$ 2,301,613**	**$ 2,400,398**
23	**Proposed Surplus/(Deficiency) - Amount**	**$ (23,409)**	**$ (19,831)**	**$ 181,100**	**$ (40,275)**	**$ (47,712)**	**$ 76,495**
24	**Proposed Surplus/(Deficiency) - Percent**	**(2.15%)**	**(1.03%)**	**8.56%**	**(1.83%)**	**(2.07%)**	**3.19%**

Footnotes:

[1] Amounts shown derived from information provided on Table 4.

[2] Amounts shown derived from information provided on Table 7.

[3] Amounts shown derived from information provided on Table 2.

[4] Amounts shown derived from information provided on Table 9.

[5] Amounts shown represent the estimated additional revenues generated from the initial rate structure revisions in Fiscal Year 2027 (59.9%) and estimated additional ERUs generated from the measurement of commercial impervious areas which has been assumed to be completed by City staff by October 1, 2027 (start of Fiscal Year 2028).

Fernandina Beach, Florida - Stormwater System
Fiscal Year 2026 Stormwater Rate Study

Calculation of Projected Fund Balances and Calculation of Interest Income

Line No.	Description	Fiscal Year Ending September 30, 2026	2027	2028	2029	2030	2031
	Stormwater System - Summary of Ending Fund Balances						
1	Operation and Maintenance Fund	$ 402,216	$ 282,386	$ 113,486	$ 73,211	$ 25,498	$ 101,994
2	Renewal and Replacement Fund	$ 61,454	$ 118,722	$ 60,080	$ 6,229	$ 190,361	$ 450,361
3	Sinking Fund	$ 28,880	$ 100,651	$ 100,651	$ 158,800	$ 158,800	$ 140,295
4	Debt Service Reserve Fund	$ -	$ -	$ -	$ -	$ -	$ -
5	Customer Deposits	$ -	$ -	$ -	$ -	$ -	$ -
6	Total Ending Fund Balances	$ 492,551	$ 501,759	$ 274,217	$ 238,240	$ 374,660	$ 692,651
	Operation and Maintenance Fund						
7	Beginning Year Fund Balance	$ -	$ 402,216	$ 282,386	$ 113,486	$ 73,211	$ 25,498
	Transfers In						
8	Operations [1]	$ -	$ -	$ 181,100	$ -	$ -	$ 76,495
9	State Grant Reimbursement	$ 525,625	$ -	$ -	$ -	$ -	$ -
10	Total Transfers In	$ 525,625	$ -	$ 181,100	$ -	$ -	$ 76,495
	Transfers Out						
11	Operations [1]	$ (23,409)	$ (19,831)	$ -	$ (40,275)	$ (47,712)	$ -
12	Capital Improvement Program Funding [2]	$ -	$ -	$ -	$ -	$ -	$ -
13	Transfer to Renewal & Replacement Fund	$ (100,000)	$ (100,000)	$ (350,000)	$ -	$ -	$ -
14	Total Transfers Out	$ (123,409)	$ (119,831)	$ (350,000)	$ (40,275)	$ (47,712)	$ -
	Calculation of Interest Income						
15	Estimated Annual Interest Rate	3.75%	3.50%	3.25%	3.00%	3.00%	3.00%
16	Annual Interest Earnings	$ 7,542	$ 11,981	$ 6,433	$ 2,800	$ 1,481	$ 1,912
17	Interest Earnings Recognized As Operating Revenues	$ (7,542)	$ (11,981)	$ (6,433)	$ (2,800)	$ (1,481)	$ (1,912)
18	End of Year Fund Balance	$ 402,216	$ 282,386	$ 113,486	$ 73,211	$ 25,498	$ 101,994
	Renewal and Replacement Fund						
19	Beginning Year Fund Balance	$ -	$ 61,454	$ 118,722	$ 60,080	$ 6,229	$ 190,361
	Transfers In						
20	Operations [1]	$ 113,885	$ 200,000	$ 225,000	$ 250,000	$ 300,000	$ 300,000
21	Transfer from Operating Fund	$ 100,000	$ 100,000	$ 350,000	$ -	$ -	$ -
22	Total Transfers In	$ 213,885	$ 300,000	$ 575,000	$ 250,000	$ 300,000	$ 300,000
	Transfers Out						
23	Capital Improvement Program Funding [2]	$ (152,431)	$ (242,732)	$ (633,642)	$ (303,851)	$ (115,868)	$ (40,000)
24	Total Transfers Out	$ (152,431)	$ (242,732)	$ (633,642)	$ (303,851)	$ (115,868)	$ (40,000)
	Calculation of Interest Income						
25	Estimated Annual Interest Rate	3.75%	3.50%	3.25%	3.00%	3.00%	3.00%
26	Annual Interest Earnings	$ 1,152	$ 3,153	$ 2,906	$ 995	$ 2,949	$ 9,611
27	Interest Earnings Recognized As Operating Revenues	$ (1,152)	$ (3,153)	$ (2,906)	$ (995)	$ (2,949)	$ (9,611)
28	End of Year Fund Balance	$ 61,454	$ 118,722	$ 60,080	$ 6,229	$ 190,361	$ 450,361

Fernandina Beach, Florida - Stormwater System
Fiscal Year 2026 Stormwater Rate Study

Calculation of Projected Fund Balances and Calculation of Interest Income

Line No.	Description	Fiscal Year Ending September 30, 2026	2027	2028	2029	2030	2031
	Sinking Fund						
	Average Annual Debt Service						
29	Existing Debt	$ 115,519	$ 74,019	$ 74,019	$ 74,019	$ 74,019	$ -
30	Proposed Debt	$ -	$ 328,585	$ 328,585	$ 561,182	$ 561,182	$ 561,182
31	Total Average Annual Debt Service	$ 57,760	$ 201,302	$ 201,302	$ 317,600	$ 317,600	$ 280,591
	Calculation of Interest Income						
32	Estimated Annual Interest Rate	3.75%	3.50%	3.25%	3.00%	3.00%	3.00%
33	Annual Interest Earnings	$ 1,083	$ 3,523	$ 3,271	$ 4,764	$ 4,764	$ 4,209
34	Interest Earnings Recognized As Operating Revenues	$ (1,083)	$ (3,523)	$ (3,271)	$ (4,764)	$ (4,764)	$ (4,209)
35	Estimated Aveage Annual Fund Balance	$ 28,880	$ 100,651	$ 100,651	$ 158,800	$ 158,800	$ 140,295
	Debt Service Reserve Fund						
36	Beginning Year Fund Balance	$ -	$ -	$ -	$ -	$ -	$ -
	Transfers In						
37	Reserve Account Deposit	$ -	$ -	$ -	$ -	$ -	$ -
38	Total Transfers In	$ -	$ -	$ -	$ -	$ -	$ -
	Transfers Out						
39	Operations	$ -	$ -	$ -	$ -	$ -	$ -
40	Total Transfers Out	$ -	$ -	$ -	$ -	$ -	$ -
	Calculation of Interest Income						
41	Estimated Annual Interest Rate	3.75%	3.50%	3.25%	3.00%	3.00%	3.00%
42	Annual Interest Earnings	$ -	$ -	$ -	$ -	$ -	$ -
43	Interest Earnings Recognized As Operating Revenues	$ -	$ -	$ -	$ -	$ -	$ -
44	End of Year Fund Balance	$ -	$ -	$ -	$ -	$ -	$ -
	Customer Deposits						
45	Beginning Year Fund Balance	$ -	$ -	$ -	$ -	$ -	$ -
	Transfers In						
46	Operations	$ -	$ -	$ -	$ -	$ -	$ -
47	Total Transfers In	$ -	$ -	$ -	$ -	$ -	$ -
	Transfers Out						
48	Operations	$ -	$ -	$ -	$ -	$ -	$ -
49	Refunding of Customer Deposits	$ -	$ -	$ -	$ -	$ -	$ -
50	Total Transfers Out	$ -	$ -	$ -	$ -	$ -	$ -
	Calculation of Interest Income						
51	Estimated Annual Interest Rate	3.75%	3.50%	3.25%	3.00%	3.00%	3.00%
52	Annual Interest Earnings	$ -	$ -	$ -	$ -	$ -	$ -
53	Interest Earnings Recognized As Operating Revenues	$ -	$ -	$ -	$ -	$ -	$ -
54	End of Year Fund Balance	$ -	$ -	$ -	$ -	$ -	$ -
55	Estimated Total Unrestricted Interest Income	$ 9,777	$ 18,656	$ 12,610	$ 8,559	$ 9,194	$ 15,732

Footnotes:

[1] Amounts shown derived from information provided on Table 8.

[2] Amounts shown derived from information provided on Table 7.

Fernandina Beach, Florida - Stormwater System
Fiscal Year 2026 Stormwater Rate Study

Calculation of Projected Annual Debt Service Coverage Ratio [1]

Line No.	Description	Fiscal Year Ending September 30, 2026	2027	2028	2029	2030	2031
	Pledged Revenues						
1	Rate Revenues	$ 1,089,078	$ 1,934,176	$ 2,115,295	$ 2,206,628	$ 2,301,613	$ 2,400,398
2	Other Operating Revenues	$ 40,000	$ 40,000	$ 40,000	$ 40,000	$ 40,000	$ 40,000
3	Interest Income	$ 9,777	$ 18,656	$ 12,610	$ 8,559	$ 9,194	$ 15,732
4	Total Pledged Revenues	$ 1,138,855	$ 1,992,832	$ 2,167,905	$ 2,255,187	$ 2,350,807	$ 2,456,130
5	Less: Operating Expenses	$ (932,859)	$ (1,410,059)	$ (1,359,200)	$ (1,410,261)	$ (1,463,318)	$ (1,518,453)
6	Net Revenues Available for Debt Service	$ 205,996	$ 582,774	$ 808,705	$ 844,926	$ 887,488	$ 937,677
	Calculation of All-In Annual Debt Service Coverage Ratio						
7	Existing Debt	$ 115,519	$ 74,019	$ 74,019	$ 74,019	$ 74,019	$ -
8	Proposed Debt	$ -	$ 328,585	$ 328,585	$ 561,182	$ 561,182	$ 561,182
9	Annual Debt Service	$ 115,519	$ 402,604	$ 402,604	$ 635,201	$ 635,201	$ 561,182
	Annual Debt Service Coverage Ratio						
10	Calculated Ratio	178.3%	144.8%	200.9%	133.0%	139.7%	167.1%
11	Minimum Target	130.0%	130.0%	130.0%	130.0%	130.0%	130.0%

Footnotes:

[1] Amounts shown derived from information provided on Table 8.

Fernandina Beach, Florida - Stormwater System
Fiscal Year 2026 Stormwater Rate Study

Allocation of Stormwater Revenue Requirements to Service Functions

Line No.	Description	Test Year 2029	Allocation Factor	Private Parcels	Right-of-Ways	Retention
	PERSONNEL [1]					
1	470 51200 Salaries	$ 352,269	Personnel	$ 25,976	$ 321,396	$ 4,897
2	Additional Personnel [3]	$ 371,096	Personnel	$ 27,365	$ 338,573	$ 5,158
3	470 51210 Workers Comp Reimbursement	$ -	Personnel	$ -	$ -	$ -
4	470 51350 Part-Time Salaries	$ -	Personnel	$ -	$ -	$ -
5	470 51400 Overtime	$ 50,619	Personnel	$ 3,733	$ 46,183	$ 704
6	470 52100 FICA	$ 29,818	Personnel	$ 2,199	$ 27,205	$ 414
7	471 52200 Retirement	$ 81,879	Personnel	$ 6,038	$ 74,703	$ 1,138
8	470 52300 Health Insurance	$ 71,232	Personnel	$ 5,253	$ 64,989	$ 990
9	470 52301 Life Insurance	$ 954	Personnel	$ 70	$ 870	$ 13
10	470 52350 OPEB Costs	$ 2,468	Personnel	$ 182	$ 2,252	$ 34
11	470 52400 Workers' Comp	$ 10,890	Personnel	$ 803	$ 9,935	$ 151
12	TOTAL PERSONNEL	$ 971,224		$ 71,618	$ 886,106	$ 13,500
	OPERATING EXPENSES [1]					
13	470 53100 Professional Services	$ 21,601	Effective Runoff	$ 1,615	$ 19,986	$ -
14	470 53200 Auditing	$ 2,496	Effective Runoff	$ 187	$ 2,309	$ -
15	470 53400 Contractual	$ 77,673	Contract	$ 5,674	$ 70,199	$ 1,800
16	470 54000 Training/Travel	$ 6,862	Personnel	$ 506	$ 6,260	$ 95
17	470 54100 Communications - Phone/Fax/Alarm	$ 356	Effective Runoff	$ 27	$ 330	$ -
18	470 54101 Communications - Cellular	$ 4,320	Effective Runoff	$ 323	$ 3,997	$ -
19	470 54103 Communications - Internet	$ 2,002	Effective Runoff	$ 150	$ 1,853	$ -
20	470 54200 Postage	$ 324	Effective Runoff	$ 24	$ 300	$ -
21	470 54300 Utilities Electric	$ 5,556	Effective Runoff	$ 415	$ 5,140	$ -
22	470 54310 Utilities - Water & Wastewater	$ 1,080	Effective Runoff	$ 81	$ 999	$ -
23	470 54400 Rentals/Leases	$ 21,601	Effective Runoff	$ 1,615	$ 19,986	$ -
24	470 54500 Insurance	$ 26,594	Effective Runoff	$ 1,989	$ 24,605	$ -
25	470 54610 R/M Building & Grounds	$ -	Effective Runoff	$ -	$ -	$ -
26	470 54611 R/M Facilities	$ 2,892	Effective Runoff	$ 216	$ 2,675	$ -
27	470 54620 R/M Equipment	$ 11,566	Effective Runoff	$ 865	$ 10,701	$ -
28	470 54630 R/M Vehicles - Labor	$ 9,253	Personnel	$ 682	$ 8,442	$ 129
29	470 54640 R/M Vehicles - Parts	$ 19,663	Personnel	$ 1,450	$ 17,940	$ 273
30	470 54700 Printing	$ 540	Effective Runoff	$ 40	$ 500	$ -
31	470 54800 Promotional	$ 1,620	Effective Runoff	$ 121	$ 1,499	$ -
32	470 54910 Billing Costs	$ 37,802	Effective Runoff	$ 2,827	$ 34,975	$ -
33	470 54920 Utility Admin Costs	$ 117,923	Effective Runoff	$ 8,818	$ 109,104	$ -
34	470 55100 Office Supplies	$ 1,080	Effective Runoff	$ 81	$ 999	$ -
35	470 55200 Operating Supplies	$ 22,643	Effective Runoff	$ 1,693	$ 20,950	$ -
36	470 55210 Uniforms	$ 6,804	Personnel	$ 502	$ 6,208	$ 95
37	470 55220 Janitorial Supplies	$ 1,080	Effective Runoff	$ 81	$ 999	$ -
38	470 55230 Gas/Oil	$ 18,009	Effective Runoff	$ 1,347	$ 16,663	$ -
39	470 55300 Road Materials	$ 13,880	Effective Runoff	$ 1,038	$ 12,842	$ -
40	470 55400 Books/Subs/Dues	$ 1,118	Personnel	$ 82	$ 1,020	$ 16
41	TOTAL OPERATING EXPENSES	$ 436,337		$ 32,449	$ 401,481	$ 2,407
	CAPITAL OUTLAY [1]					
42	470 56100 Land	$ -	Effective Runoff	$ -	$ -	$ -
43	470 56200 Building	$ -	Effective Runoff	$ -	$ -	$ -
44	470 56300 Improvements	$ -	Effective Runoff	$ -	$ -	$ -
45	470 56400 Equipment	$ -	Effective Runoff	$ -	$ -	$ -
46	470 56401 Non Cap Equip	$ 2,700	Personnel	$ 199	$ 2,463	$ 38
47	470 56500 Infrastructure	$ -	Effective Runoff	$ -	$ -	$ -
48	TOTAL CAPITAL OUTLAY	$ 2,700		$ 199	$ 2,463	$ 38
	DEBT SERVICE [1]					
49	470 57100 Principal	$ -	Effective Runoff	$ -	$ -	$ -
50	470 57200 Interest	$ -	Effective Runoff	$ -	$ -	$ -
51	470 57300 Financing Costs	$ -	Effective Runoff	$ -	$ -	$ -
52	TOTAL DEBT SERVICE	$ -		$ -	$ -	$ -
	RESERVES OR OTHER TRANSFERS [1]					
53	470 599990 Reserve	$ -	Effective Runoff	$ -	$ -	$ -
54	TOTAL RESERVES OR OTHER TRANSFERS	$ -		$ -	$ -	$ -
55	Total Operating Budget	$ 1,410,261		$ 104,266	$ 1,290,050	$ 15,945

Fernandina Beach, Florida - Stormwater System
Fiscal Year 2026 Stormwater Rate Study

Allocation of Stormwater Revenue Requirements to Service Functions

Line No.	Description	Test Year 2029	Allocation Factor	Private Parcels	Right-of-Ways	Retention
	Debt Service [2]					
	Existing Debt Service					
56	Lease, Series 2020 (Vac Truck)	$ -	Effective Runoff	$ -	$ -	$ -
57	Lease, Series 2026 (Street Sweeper)	$ 74,019	Effective Runoff	$ 5,535	$ 68,484	$ -
58	Total Existing Debt Service	$ 74,019		$ 5,535	$ 68,484	$ -
	Proposed Debt Service [2]					
59	Proposed - Private Placement Loan, Series 2027	$ 328,585	Effective Runoff	$ 24,571	$ 304,014	$ -
60	Proposed - Private Placement Loan, Series 2029	$ 232,596	Effective Runoff	$ 17,393	$ 215,203	$ -
61	Total Proposed Debt Service [2]	$ 561,182		$ 41,965	$ 519,217	$ -
	Transfers [2]					
62	Renewal and Replacement Fund	$ 250,000	Effective Runoff	$ 18,695	$ 231,305	$ -
63	Total Transfers [2]	$ 250,000		$ 18,695	$ 231,305	$ -
64	GROSS REVENUE REQUIREMENTS	$ 2,295,462		$ 170,461	$ 2,109,056	$ 15,945
	Less: Other Revenues [2]					
65	Operating Revenues	$ (40,000)	Effective Runoff	$ (2,991)	$ (37,009)	$ -
66	Interest	$ (8,559)	Effective Runoff	$ (640)	$ (7,919)	$ -
67	Total Allocated Net Revenue Requirements	$ 2,246,903		$ 166,830	$ 2,064,128	$ 15,945

Footnotes:
[1] Amounts shown derived from information provided on Table 4 at the end of this Report.
[2] Amounts shown derived from information provided on Table 8 at the end of this Report.

Fernandina Beach, Florida - Stormwater System
Fiscal Year 2026 Stormwater Rate Study

Summary of Cost Allocation Factors

Line No.	Description	Allocation Factor	Private Parcels	Right-of-Ways	Retention
	Allocation Factors				
1	Direct Private Parcels Allocation	Private Parcels	100%	0%	0%
2	Direct Right-of-Ways Allocation	Right-of-Ways	0%	100%	0%
3	Direct Retention/Discharge Allocation	Retention	0%	0%	100%
4	Even Split	Even Split	33.33%	33.33%	33.33%
5	Estimated Stormwater Run-off Contribution	Effective Runoff	7.48%	92.52%	0%
6	Personnel Utilization	Personnel	7.37%	91.24%	1.39%
7	Contractual Services	Contract	7.30%	90.38%	2.32%

	Calculation of Estimated Stormwater Run-off Contribution	Private Parcels	Right-of-Ways
12	Calculated Impervious Area	31,288,500	13,950,350
13	Stormwater Contribution - Rain Events Greater Than 2-Inches 2025	3.60%	100.00%
14	Effective Impervious Area Contribution - Sq. Ft.	1,127,514	13,950,350
15	Effective Impervious Area Contribution - Percentage	7.48%	92.52%

	Calculation of Personnel Utilization	Private Parcels	Right-of-Ways	Retention/Discharge
16	Calculation of Staff Time Attributable to Service Functions	71,618	886,106	13,500
17	Personnel Utilization - Percentage	7.37%	91.24%	1.39%

	Calculation of Contractual Services	Private Parcels	Right-of-Ways	Retention/Discharge
18	Calculation of Contractual Services Allocation	5,674	70,199	1,800
19	Contractual Services Allocation - Percentage	7.30%	90.38%	2.32%

Fernandina Beach, Florida - Stormwater System
Fiscal Year 2026 Stormwater Rate Study

Allocation of Service Function Revenue Requirements to Customer Classes

Line No.	Description	Private Parcels	Right-of-Ways	Retention/Discharge
1	Allocated Net Revenue Requirements [1]	$ 166,830	$ 2,064,128	$ 15,945
	Implied Impervious Area By Customer Classes (Sq. Ft.) [2]			
2	Residential Single Family	13,239,000	13,239,000	13,239,000
3	Residential Single Family w/ Private Retention	7,056,000	7,056,000	-
4	Residential Multi-Family	1,016,400	1,016,400	1,016,400
5	Residential Multi-Family w/ Private Retention	1,780,800	1,780,800	-
6	Commercial	4,245,000	4,245,000	4,245,000
7	Commercial w/ Private Retention	2,982,000	2,982,000	-
	Allocated Revenue Requirements By Customer Classes			
8	Residential Single Family	$ 72,847	$ 901,310	$ 11,410
9	Residential Single Family w/ Private Retention	$ 38,825	$ 480,372	$ -
10	Residential Multi-Family	$ 5,593	$ 69,196	$ 876
11	Residential Multi-Family w/ Private Retention	$ 9,799	$ 121,237	$ -
12	Commercial	$ 23,358	$ 288,999	$ 3,659
13	Commercial w/ Private Retention	$ 16,408	$ 203,014	$ -
14	Total Allocated Revenue Requirements	$ 166,830	$ 2,064,128	$ 15,945

Footnotes:

[1] Amounts shown for allocated revenue requirements derive from information provided on Table 11 at the end of this Report.

[2] Implied impervious area represents total impervious are billed to each customer class.

Fernandina Beach, Florida - Stormwater System
Fiscal Year 2026 Stormwater Rate Study

Comparison of Allocated Customer Class Revenue Requirements to Proposed Class Revenues for the Test Year [1]

Line No.	Description	Allocated Revenue Requirements - Test Year				Proposed
		Private Parcels	Right-of-Ways	Retention	Total	Revenues [2]
	Allocated Revenue Requirements By Customer Classes					
1	Residential Single Family	$ 72,847	$ 901,310	$ 11,410	$ 985,567	$ 959,393
2	Residential Single Family w/ Private Retention	$ 38,825	$ 480,372	$ -	$ 519,197	$ 511,329
3	Residential Multi-Family	$ 5,593	$ 69,196	$ 876	$ 75,665	$ 73,656
4	Residential Multi-Family w/ Private Retention	$ 9,799	$ 121,237	$ -	$ 131,035	$ 129,050
5	Commercial	$ 23,358	$ 288,999	$ 3,659	$ 316,016	$ 307,623
6	Commercial w/ Private Retention	$ 16,408	$ 203,014	$ -	$ 219,423	$ 216,097
7	Total Allocated Revenue Requirements	$ 166,830	$ 2,064,128	$ 15,945	$ 2,246,903	$ 2,197,148

Footnotes:

[1] Amounts shown for allocated revenue requirements derive from information provided on Table 13 at the end of this Report.

[2] Proposed revenues shown recognize the implementation of the alternative rate structure and implied ERUs which have been assumed to be implemented at the onset of Fiscal Year 2027 and the application of the recommended rate adjustment for Fiscal Year 2028 as shown on Table 8.

Business Impact Estimate

This form should be included in the agenda packet for the item under which the proposed ordinance is to be considered and must be posted on the City of Fernandina Beach's website by the time notice of the proposed ordinance is published.

Proposed ordinance's title/reference:

AN ORDINANCE OF THE CITY COMMISSION OF THE CITY OF FERNANDINA BEACH, FLORIDA, AMENDING CODE OF ORDINANCES CHAPTER 82, UTILITIES, ARTICLE IV, STORMWATER UTILITY, TO CREATE DEFINITIONS FOR NEW STORMWATER RATE CALCULATIONS; TO PROVIDE FOR IMPLEMENTATION OF NEW RATE CALCULATIONS FOR RESIDENTIAL AND NON-RESIDENTIAL PROPERTIES; DELETING UTILITY CREDITS; AMENDING THE EXEMPTION PROVISIONS; AND AMENDING THE APPEAL PROVISION FOR STORMWATER FEES; AUTHORIZING ADMINISTRATIVE CORRECTION OF SCRIVENER'S ERRORS; PROVIDING FOR SEVERABILITY; AND PROVIDING FOR AN EFFECTIVE DATE.

This Business Impact Estimate is provided in accordance with section 166.041(4), Florida Statutes. If one or more boxes are checked below, this means the City of Fernandina Beach is of the view that a business impact estimate is not required by state law[1] for the proposed ordinance, but the City of Fernandina Beach is, nevertheless, providing this Business Impact Estimate as a courtesy and to avoid any procedural issues that could impact the enactment of the proposed ordinance. This Business Impact Estimate may be revised following its initial posting.

- ☒ The proposed ordinance is required for compliance with Federal or State law or regulation;
- ☐ The proposed ordinance relates to the issuance or refinancing of debt;
- ☐ The proposed ordinance relates to the adoption of budgets or budget amendments, including revenue sources necessary to fund the budget;
- ☒ The proposed ordinance is required to implement a contract or an agreement, including, but not limited to, any Federal, State, local, or private grant or other financial assistance accepted by the municipal government;
- ☐ The proposed ordinance is an emergency ordinance;
- ☐ The ordinance relates to procurement; or
- ☒ The proposed ordinance is enacted to implement the following:
  a. Part II of Chapter 163, Florida Statutes, relating to growth policy, county and municipal planning, and land development regulation, including zoning, development orders, development agreements and development permits;
  b. Sections 190.005 and 190.046, Florida Statutes, regarding community development districts;
  c. Section 553.73, Florida Statutes, relating to the Florida Building Code; or
  d. Section 633.202, Florida Statutes, relating to the Florida Fire Prevention Code.

[1] See Section 166.041(4)(c), Florida Statutes.

In accordance with the provisions of controlling law, even notwithstanding the fact that an exemption noted above may apply, the City of Fernandina Beach hereby publishes the following information:

1. Summary of the proposed ordinance (must include a statement of the public purpose, such as serving the public health, safety, morals and welfare): **The proposed ordinance is necessary to provide funding to address stormwater maintenance and improvement activities as identified and detailed in the 2026 City of Fernandina Beach Stormwater Master Plan. These activities will improve level of service to the community and improve resilience to storm effects.**

2. An estimate of the direct economic impact of the proposed ordinance on private, for-profit businesses in the City of Fernandina Beach, if any:
(a) An estimate of direct compliance costs that businesses may reasonably incur; **The proposed ordinance will raise the stormwater fee per equivalent residential and unit (ERU) as well as implement a structure that assesses fees based on the total impervious area of a commercial property. The physical size of the business will determine the direct economic impact and will be proportional to the impact of the business to the municipal stormwater system.**
(b) Any new charge or fee imposed by the proposed ordinance or for which businesses will be financially responsible; **The proposed ordinance will raise the base ERU fee as well as the calculation of fees charged to businesses based on the impact to the municipal stormwater system in order to implement an equitable funding system**
(c) An estimate of the City of Fernandina Beach's regulatory costs, including estimated revenues from any new charges or fees to cover such costs. **The costs and estimated revenues from the proposed stormwater fee update are detailed in the attached Stormwater Master Plan.**

3. Good faith estimate of the number of businesses likely to be impacted by the proposed ordinance: **1051 Commercial accounts expected to experience increase**

4. Additional information the governing body deems useful (if any): **The rate structure and fees in the ordinance are the result of a Stormwater Utility Rate Study Dated March 9, 2026. This study was presented to the Fernandina Beach City Commission at a publicly noticed workshop on 4/7/26. The data used in the rate structure was provided by the Stormwater Master Plan update that was presented to the Commission at a publicly noticed 2/3/26 workshop and approved by resolution on 4/7/26.**

CITY COMMISSION AGENDA ITEM
City of Fernandina Beach

SUBJECT: Ordinance 2026-11
(Legislative) Code Amendment — Chapter 82 — Fats, Oils and Grease Program

ITEM TYPE: Ordinance (w/o fiscal impact)

REQUESTED ACTION: Consider Ordinance 2026-11 at First Reading.

SYNOPSIS: In an effort to manage wastewater discharges containing high concentrations of fats, oils, and grease ("FOG") and other commercial waste materials from non-residential facilities, which are main contributors to blockages and sanitary sewer overflows in the City's wastewater collection system. The FOG Ordinance is being repealed and replaced to broaden the scope to include all non-residential waste contributing facilities, provide new definitions and create an appeal process. This will help the utilities department better maintain regulatory compliance, prevent localized pollution, and safeguard the municipal utility system.

FISCAL IMPACT: Potential future cost savings in emergency repair due to wastewater system problems caused by FOG concentrations.

CITY ATTORNEY COMMENTS: No additional comments.

CITY MANAGER RECOMMENDATION(S): I recommend that the City Commission approve proposed Ordinance 2026-11 at First Reading.

Andre Desilet, Utilities Director	06/22/2026
Kimberly Elliott-Briley, Deputy City Clerk	06/23/2026
Teresa Prince, City Attorney	06/25/2026
Jeremiah Glisson, Deputy City Manager	06/25/2026
Sarah Campbell, City Manager	06/26/2026
Annette Lumetta, Legal Assistant	06/26/2026



Date: May 08, 2026

Submitted By: Antoinette Brown, Administrative Coordinator

COMMISSION ACTION: Adopt

ORDINANCE 2026-11

AN ORDINANCE OF THE CITY COMMISSION OF THE CITY OF FERNANDINA BEACH, FLORIDA, AMENDING CODE OF ORDINANCES CHAPTER 82, UTILITIES, ARTICLE II, WASTEWATER SYSTEM, DIVISION 6, BY REPEALING AND REPLACING IT IN ITS ENTIRETY; CREATING A NEW CHAPTER 82, UTILITIES, ARTICLE II, WASTEWATER SYSTEM TO CREATE A REVISED DIVISION 6 ENTITLED FATS, OILS, AND GREASE PROGRAM; AUTHORIZING ADMINISTRATIVE CORRECTION OF SCRIVENER'S ERRORS; PROVIDING FOR SEVERABILITY; AND PROVIDING FOR AN EFFECTIVE DATE.

WHEREAS; the City of Fernandina Beach ("City") owns, operates, and maintains the public municipal water and wastewater utility systems, and is responsible for their proper operation and maintenance, which are degraded and compromised by non-residential discharges containing high concentrations of fats, oils, and grease ("FOG"), petroleum hydrocarbons, grit, sand, lint, and other commercial waste materials that cause congealing, line blockages, structural erosion, and sanitary sewer overflows (SSOs) within the City's wastewater collection system;

WHEREAS, the Federal Water Pollution Control Act, also known as the Clean Water Act (33 U.S.C. § 1251 et seq.), and the General Pretreatment Regulations thereunder at Title 40, Part 403 of the Code of Federal Regulations (40 CFR Part 403), specifically 40 CFR § 403.5(b)(3), prohibit the introduction of solid or viscous pollutants into a Publicly Owned Treatment Works (POTW) in amounts that cause obstruction to the flow or otherwise interfere with or pass untreated through the municipal wastewater treatment facilities;

WHEREAS, the Florida Department of Environmental Protection ("FDEP") administers the state-delegated National Pollutant Discharge Elimination System ("NPDES") program under Section 403.0885, Florida Statutes, and has adopted rules under Chapter 62-625 of the Florida Administrative Code (F.A.C.), requiring local controls to prevent non-domestic pollutant "Interference" or "Pass Through," and Chapter 62-604, F.A.C., requiring wastewater collection and transmission systems to be operated and maintained to minimize infiltration, inflow, and exfiltration while avoiding unauthorized releases; and

WHEREAS, to effectively address this issue, the City approved and adopted Ordinance 2023-28 creating Chapter 82, Article II, Division 6 and now finds it necessary and in the best interest of the public health, safety, and welfare to amend said division to broaden its scope, ensuring all non-residential facilities discharging fats, oils, grease, sand, grit, or lint are equipped with properly sized and maintained pretreatment interceptors to maintain regulatory compliance, prevent localized pollution, and safeguard the City's utility system.

NOW, THEREFORE, BE IT ORDAINED BY THE CITY COMMISSION OF THE CITY OF FERNANDINA BEACH AS FOLLOWS:

SECTION 1. It is hereby proposed that Chapter 82, Article II, Wastewater System, Division 6 of the Code of Ordinances, City of Fernandina Beach, Florida, is hereby repealed in its entirety.

SECTION 2. It is hereby proposed that Chapter 82, Article II, Wastewater System, Division 6, Sections 82-145 through 82-155 of the Code of Ordinances, City of Fernandina Beach, Florida is created to read as follows:

Sec. 82-145. – Purpose and Intent.

(a) *Purpose:* This division is to establish the City Fats, Oils & Grease ("FOG") Program, which provides specific standards for the design, capacity, installation, maintenance, and administrative procedures required for monitoring the requirements of food service facility and other non-residential waste contributing facility grease interceptors, collectors and oil/water separators to control the discharge of grease from said facilities.

(b) *Intent:* The FOG Program is adopted to prevent the introduction of excessive amounts of FOG into the City wastewater collection system and subsequently into the wastewater treatment facility and to prevent clogging or blocking of City sewer lines due to FOG build-up causing backup and flooding of streets, residences, and commercial building(s). This division also establishes inspections, enforcement procedures and fees associated with the FOG Program.

Sec. 82-146. – Definitions.

The following words and phrases, when used in this program, shall have the meanings indicated below, except when the context clearly indicates a different meaning.

(a) *Act or the Act:* means the Federal Water Pollution Control Act, also known as the *Clean Water Act*, as amended, 33U.S.C. 1251 et seq.

(b) *Approved:* Describing a method or design acceptable to the City. All approvals must be in writing by the Utilities Director or the other designee authorized to give such approval.

(c) *City:* The City of Fernandina Beach as established by the Charter and laws of the City of Fernandina Beach.

(d) *City Code:* means the Code of Ordinances and the Land Development Code of the City.

(e) *City Manager:* means the administrative head of the municipal government under the direction and supervision of the City Commission.

(f) *Collection System:* Means the pipes, pumps, and other equipment owned by the City that transmit wastewater to the wastewater treatment facility.

(g) *Device:* A grease interceptor, or grease trap, or other type of grease recovery system or oil/water separator which has been installed in accordance with American Society of Mechanical Engineers (ASME) 112.14.3, ASME 112.14.4, and 64E-6 F.A.C.

(h) *Facility* see non-residential facility.

(i) *Florida Administrative Code (F.A.C.):* The official compilation of administrative rules and regulations of Florida regulatory agencies.

(j) *Florida Plumbing Code:* The plumbing section of the most current adopted edition of the Florida Building Code.

(k) *Float layer:* Means the accumulated matter that floats on the top of a grease trap or interceptor, also known as a floating layer.

(l) *Food Service Facility:* Any facility which prepares, cooks, processes, serves and/or packages food or food products for sale or distribution and consumption by others. Food service facilities include, but are not limited to, restaurants, food courts, food manufacturers, food packagers, supermarkets, bakeries, bars, fish markets, butcher shops, hospitals, hotels, nursing homes, cafeterias, churches, caterers, ice cream shops, commissaries, convenience stores, coffee shops, and schools. Single-family and multi-family dwelling units utilized for private, domestic use and consumption are not included in this definition.

(m) *Gravity Grease Interceptor:* an interceptor whose rated flow exceeds fifty (50) gpm or has a minimum storage capacity of seven hundred fifty (750) gallons or more and is a device located underground and outside of a facility designed to collect, contain, or remove food wastes and grease from the waste stream while allowing the balance of liquid waste to discharge to the wastewater collection system by gravity. Interceptors must be separated into two chambers by baffle. The baffle must be set 50/50 or 2/3—1/3 and have at least two inspection hatches on the top surface for cleaning and maintenance by a grease hauler. Also known as Grease interceptor.

(n) *Gray water:* The liquid that is contained in a grease interceptor that lies below the floating grease layer and above the food solids layer.

(o) *Grease:* a material, either liquid or solid, composed primarily of fat, oil or grease from animal or vegetable food sources. The terms "Fats, oils, and grease," "FOG," "Oil and grease," or "oil and grease substances" are included within this definition.

(p) *Grease Hauler:* A person who collects the contents of a grease interceptor or trap and transports it to an approved recycling disposal facility.

(q) *Grease Recovery/Removal Unit:* A device designed to actively, through electro-mechanical means, separate and retain fats, oil, and grease, or food waste from the waste stream, while allowing the remaining wastewater to discharge to the wastewater system. The FOG is discharged into a separate container for disposal.

(r) *Grease Trap:* an interceptor whose rated flow is fifty (50) gpm or less and is a device located inside a facility and/or under a sink designated to collect, contain, or remove food wastes and/or grease from the wastewater while allowing the balance of the liquid waste to discharge to the wastewater collection system by gravity.

(s) *Hydro-Mechanical Grease Interceptor:* A plumbing appurtenance or appliance that is installed indoors and in the sanitary discharge system to intercept nonpetroleum FOG from a wastewater discharge and is identified by flow rate, separation, and retention efficiency. The term "grease trap" is included in this definition.

(t) *Lift station:* a pumping station installed inline after a grease interceptor to pump gray water into the City wastewater collection system.

(u) *May:* a permissive or discretionary directive

(v) *Non-Residential facility or facility or facilities:* shall mean all customers, other than single-family and multi-family dwelling units which are utilized for private, domestic use and consumption, including but not limited to commercial, industrial, government, institutional, campgrounds, nursing homes, motels, hotels, food service facilities, sanitary facilities, hospitals, and single family or multi-family dwelling units which prepare food for sale or distribution for public or commercial consumption,

(w) *Notice of Violation (NOV):* An enforcement action issued by the City in response to a violation of any provision of this division. This NOV may result in penalty fees or additional utility fees and/or suspension of services.

(x) *Oil/Water Separator:* A device designed to separate and retain petroleum-based oil from the waste stream, while allowing the remaining wastewater to discharge to the wastewater system.

(y) *Publicly Owned Treatment Works (POTW):* A treatment works as defined by the Act and Owned by the City. This definition includes devices or systems used in the collection,

storage, treatment, recycling, and reclamation of sewage or industrial wastes of a liquid nature and any conveyances which convey wastewater to a treatment plant. This definition includes public sewers, gravity sewers, manholes, pump stations, force mains, laterals, and all other related appurtenances.

(z) *Sampling port:* an access point on the discharge side of a grease interceptor that allows periodic sampling for compliance.

(aa) *Sanitary facilities:* bathrooms, bathroom fixtures, bathroom groups, hand sinks, or other similar fixtures or facilities.

(bb) *Shall:* A mandatory directive.

(cc) *Solid layer:* the settled matter that accumulates on the bottom of a grease trap or interceptor.

(dd) *User:* Utility account holder(s), businessperson(s), or entity using the collection system. Also known as a contributor.

(ee) *Utilities Director:* Means the person designated by the City Manager to coordinate City utility operations.

(ff) *Wastewater:* Liquid and water carried industrial waste and sewage from residential dwellings, commercial buildings, industrial and manufacturing facilities, and institutions, whether treated or untreated, which contribute to the POTW.

Sec. 82-147. – Applicability and Requirements

(a) The provisions of this division apply to all existing non-residential facilities located on the City's wastewater collection system whether or not within the municipal boundaries of the City of Fernandina Beach and each facility which connects to the City's system consents to be governed by this division. Further, this division applies to all facilities that begin operations on the wastewater collection system of the City of Fernandina Beach on or after the effective date of this division.

(1) New Facilities: Non-residential facilities which are newly proposed, constructed, or permitted, or existing facilities which are expanded or renovated, where such non-residential facility did not previously exist, are required to install, operate, and maintain a hydro-mechanical or gravity grease interceptor according to the requirements contained in this division and the City Code of Ordinances. Gravity grease interceptors or hydro-mechanical grease interceptors must be installed and permitted prior to the issuance of a certificate of occupancy.

(2) Existing Facilities: All facilities on the City's wastewater collection system in existence prior to the effective date of the division shall become compliant with this division once notice and opportunity to cure such non-compliance is provided to the user.

(3) General Requirements

a. All food service facilities are required to have a gravity grease interceptor installed outside the facility. This requirement is in addition to any applicable requirements of the Florida Code—Plumbing and the National Standard Plumbing Code, and any pretreatment requirement adopted by the City for protection of the City's sewer treatment plant.

b. The discharge by a user to the POTW of certain liquids or waste may be prohibited or limited by the provisions in this division.

c. Waste, which contain fats, oils, grease, and other harmful non-residential waste may be discharged to the POTW in accordance with the conditions set forth in the Division.
d. Waste containing fats, oils, and grease, including materials processed through garbage grinders, shall be directed to the grease interceptor or trap.
e. Wastes containing residual (trace amounts) petroleum-based oil and grease shall be directed to the oil/water separator.
f. Sanitary facilities and other similar fixtures shall not be connected or discharged to the oil and grease interceptor or the oil/water separator.
g. Liquid waste shall be discharged to the oil and grease interceptor or oil/water separator through the inlet pipe only and in accordance with the design/operating specifications of the device.
h. Oil and grease interceptors and oil/water separators shall be installed in a location that provides easy access at all times for inspection, cleaning, and proper maintenance, including pumping. Oil and grease interceptors shall not be located in or near any part of a structure where food handling is done. The City shall approve the location of the oil and grease separator or oil/water separator prior to installation.
i. Non-residential establishments (users) that prepare, process, or serve food or food products shall have an approved grease interceptor. Non-residential establishments that have the potential to discharge waste containing residual petroleum-based oil and grease such as commercial laundry, car washes, and automotive related facilities, shall have an approved oil/water separator.
j. Other types of food manufacturing or food preparation enterprises, such as, but not limited to, commissaries, commercial kitchens, and caterers shall install a grease interceptor. Grease interceptors shall be sized on an individual case by case basis. A control manhole or inspection box for monitoring purposes shall be required and installed at the owner/operator's sole expense, as approved by the Utilities Director or designee.
k. Commercial laundries and laundromats, and other users which contribute wastes containing lint shall be equipped with an interceptor with a wire basket or similar device, removable for cleaning, that prevents passage into the drainage system of solids ½ inch (12.7mm) or larger in size, string, rags, buttons, or other materials detrimental to the public wastewater system.
l. Automotive related enterprises, commercial laundry and laundromats, and other users which contribute waste containing petroleum (hydrocarbon) based oils and greases shall install an oil/water separator. Oil/water separators shall be sized on an individual case-by-case basis using established design guidelines for the proposed facility. A control manhole or inspection box shall be installed downstream.
m. Grease interceptors and oil/water separators shall be installed solely at the user's expense. Proper operation, maintenance, and repair shall be done solely at the user's expense.

n. Minimum removal efficiency for grease interceptors for animal fats and vegetable oils shall be eighty (80%) percent. Minimum removal efficiency for oil/water separators for trace petroleum-based wastes shall be ninety (90%) percent.

o. The Utilities Director or designee may request that the non-residential, residential, or home-based food business users provide documentation on the design and performance of the grease interceptor or oil/water separator. The information to be submitted includes, but may not be limited to, catalog cuts, performance data, materials of construction, installation instructions, and operation and maintenance manuals.

(4) Compliance: The City may require an existing non-residential facility to install, operate, and maintain a new hydro-mechanical or gravity grease interceptor that complies with the requirements of this division or to modify or repair any noncompliant plumbing or existing interceptor or grease trap within 90 days of written notification by the City when any one or more of the following conditions exist:

a. The facility is found to be discharging FOG in quantities greater than 100mg/L in the facility effluent sample.

b. The facility does not have a hydro-mechanical or gravity grease interceptor(s).

c. The facility has an undersized, irreparable, or defective hydro-mechanical or gravity grease interceptor(s).

d. When remodeling or renovating an existing facility where a plumbing permit is issued by the City.

e. The existing facility's effluent causes sewer line blockage, sanitary sewer overflows (SSO), or stoppage that requires the City to increase standard maintenance.

f. The existing facility does not have plumbing connections to a hydro-mechanical or gravity grease interceptor(s) in compliance with the requirements of this division.

Sec. 82-148. – Design

Grease interceptors and oil/water separators shall be designed and constructed in accordance with the provisions of this division, the City Code, the City Utility Construction Specifications, the Standard Plumbing and Drainage Institute, the Florida Plumbing Code, the Florida Administrative Code, and any other applicable Federal, State, and Local laws, rules, and regulations.

The design of oil/water separators shall be based on peak flow and, where applicable, capable of treating and removing emulsions. Oil/water separators shall be sized to allow efficient removal (retention) of the petroleum-based oils and grease from the user's discharge to the POTW.

Grease interceptors and oil/water separators shall have been tested and listed as satisfactory for the intended use of the interceptors by a nationally or internationally recognized testing agency, such as the International Association of Plumbing and Mechanical Officials, Plumbing & Drainage Institute, or the American Society of Mechanical Engineers.

The user shall submit to the City the Florida Product Approval report and identification number, along with documentation on the design and expected performance of the grease interceptor or oil/water separator. Information shall include, but shall not be limited to, approval agencies, size, capacity, schematics, plan details, performance data, construction materials, installation instructions, and operation/maintenance manual. The user must obtain written City approval of the device prior to installation.

Alternative fats, oils and grease removal devices or technologies, such as automatic grease removal devices, shall be subject to City review and written approval. Approval shall be based on proven (demonstrated) removal efficiencies with the burden of documenting the efficiency resting with the user.

In-ground interceptors shall be equipped with a minimum of two manholes, each no larger than 24-inches in diameter, located to allow access to the inlet and outlet piping. The covers shall be water and gas tight and shall be labeled as "grease." Traffic installations shall have traffic-bearing manhole covers. Concrete lids, shipping lids, or lids which create a hazard shall be prohibited on grease interceptors or oil/water separators and shall be replaced at the next scheduled pump out. Interceptor lids shall remain easily accessible and shall not be covered with bricks, pavers or steppingstones, landscaping, or any other obstructing/beautification materials.

Sec. 82-149. – Capacity.

(a) Gravity Grease Interceptors: Gravity grease interceptor capacity calculations must be performed by each food service facility based on size and type of operation according to the formula contained in Section 1003.3.7 of the Florida Building Code—Plumbing and the sizing methods contained in the Standard PDI—G101 and its Tables 8.3.2 and 8.3.3, where applicable. The minimum capacity of any one unit is 750 gallons, and the maximum capacity of any one unit is 1,250 gallons. If capacity of more than 1,250 gallon is needed, the device may be chambered into isolated 1,250-gallon sections or installation of gravity grease interceptors in series is required. Prior to the installation of the gravity grease interceptor(s), the City must approve the gravity grease interceptor(s) capacity calculations. The capacity of the gravity grease interceptor(s) required for food manufacturing or processing facilities which are not covered by the Florida Building Code—Plumbing must be approved by the City according to the mass and type of food prepared, the wastewater volume produced from food preparation or manufacture, total hours of operation per day and a load factor depending on the installed equipment.

(b) Hydro-mechanical Grease Interceptors: The capacity of the hydro-mechanical interceptor will be related to the flow rate as defined in the appendix and Table 1 of the Standard Plumbing and Drainage Institute PDI—G101.

(c) Under the Sink or Indoor Grease Traps: Under the sink or indoor grease traps are prohibited for new facilities, or facilities that are renovated, expanded, sold, or undergo change of ownership, unless granted a written exemption by the Utilities Director.

(d) Oil/water Separators: The capacity of the approved oil/water separator shall be in accordance with the Florida Plumbing Code or Florida Administrative Code chapter 64E-6. The proposed capacity shall be submitted to and approved by the City Utilities Director prior to installation. The Utilities Director may modify the requirements on a case-by-case basis.

Sec. 82-150. – Installations.

(a) All plumbing connections must be located outside the facilities' lateral sewer line between all fixtures which may introduce FOG into the sewer system and the connection to the City's wastewater collection system. Such fixtures must include, but are limited to, hand, prep, and mop sinks, dishwashers, automatic hood wash units, floor drains in food preparation and stage areas, and any other fixture which is determined to be a potential source of FOG.

(b) Garbage disposal or food grinder waste must be routed into an approved solids interceptor prior to discharging into the grease interceptor.

(c) Grease interceptors and oil/water separators shall be installed in accordance with the manufacturer's instructions, the provisions herein, the City Code, the Florida Plumbing Code, the Florida Administrative Code and other applicable Federal, State, and local laws, rules, and regulations.

(d) Grease interceptors and oil/water separators shall be installed by a properly licensed plumbing contractor at the sole cost of the user. All units shall be inspected by the City during the installation process.

(e) Grease interceptors and oil/water separators shall be installed in a location as close as possible to the source of FOG and which provides immediate access at all times for cleaning, maintenance, and inspections.

(f) Wastewater from sanitary facilities and other similar fixtures cannot be introduced into hydro-mechanical or gravity grease interceptor(s) under any circumstance.

(g) Grease interceptors and non-mechanical oil/water separators shall be equipped with inlet and outlet piping that have two-way cleanout tee installed. Inlet piping shall enter at 2.5 inches above the liquid level and connect to a tee extending to 24 inches below the water level. Outlet piping shall start at 8 inches above the bottom of the interceptor and extend vertically to a tee. Tees and pipes shall be no less than 4 inches in diameter and shall be installed with the run in the vertical direction.

(h) Hydro-mechanical grease interceptors must be equipped with a device to control the rate of flow through the unit. The rate of flow cannot exceed the manufacturer's rated capacity recommended in gallons per minute for the unit.

(i) The flow control device and the hydro-mechanical grease interceptor must be vented in accordance with the Florida Building Code—Plumbing most current edition. The vent must terminate no less than six inches above the flood-rim level or in accordance with the manufacturer's instructions.

(j) Installation Extensions: Any requests for extensions to the required installation dates must be made in writing to the City Utilities Department at least fifteen (15) days in advance of the compliance date. The written request shall include the reason for the user's failure or inability to comply with the compliance date set forth, the additional time needed to complete the remaining work, and the steps to be taken to avoid future delays.

Sec. 82-151. – Cleaning and Maintenance.

(a) Cleaning and maintenance shall be performed by the user. Cleaning shall include the complete removal of all liquid, semi-liquid, and solid contents, including floating materials, wastewater, bottom sludge and detritus, and solids.

(b) Decanting, back-flushing, or discharging of removed wastes back into the oil and grease interceptor or oil/water separator, for the purpose of reducing the volume to be hauled and disposed is prohibited.

(c) Maintenance shall include all activities, including repairs, required to ensure the grease interceptor or oil/water interceptor is in proper working condition and functions as intended by the device manufacturer. Maintenance also includes ensuring inlet and outlet tees are in place and unobstructed, vents are unobstructed, baffles are in place and lid seals are tight.

(d) Each non-residential facility must contract a grease hauler for cleaning services. Alternatively, a food service facility may develop written protocols and procedures for the cleaning and maintenance of hydro-mechanical grease interceptors.

(e) All hydro-mechanical grease interceptors must be opened, inspected, cleaned, and maintained at a minimum of once per week.

(f) All devices shall be pumped out completely at a minimum frequency of once every ninety (90) days, or more frequently as needed to prevent carryover of oil and grease into the collection system. Any pumping frequency will be adjusted in writing should it be determined by the Utilities Director or designee based on flows, quantity of oil and grease in the discharge, volume of business, hours or operations and seasonal variations, a more frequent pumping schedule is required to maintain compliance with other sections of this division. All devices shall be deep cleaned annually to include pressure cleaning or scraping of the walls, baffles, cross pipes, inlet, and outlet tees and inspected by the user.

(1.) Minimum Pumping/Cleaning Frequency by Device Size

a. Traps/Interceptors greater than 750 gallons: at a frequency not to exceed 60-days.
b. Traps/Interceptors 50 gallons to 750 gallons: at a frequency not to exceed 30-days.
c. Traps/Interceptors less than 50 gallons: at a frequency not to exceed 15-days.

(g) The user shall be responsible for maintaining the oil and grease interceptor or oil/water separator in such a condition for efficient operation. An interceptor shall be considered to be out of compliance if the grease layer on top exceeds six (6) inches in depth, the solids layer on the bottom exceeds eight (8) inches in depth as measured from the static water level to the interior tank bottom, the total volume of captured grease and solid material displace more than 20% of the capacity of the interceptor, or if removal efficiencies as determined through sampling and analysis indicate less than 80%.

(h) Waste removed from each oil and grease interceptor shall be disposed of at a permitted facility to receive such waste. Waste returned to any private or public portion of the collection system or the treatment plants is strictly prohibited without the express written approval of the Utilities Director or designee.

(i) Additives placed into the oil and grease interceptor, oil/water separator, or building discharge line system on a constant, regular, or scheduled basis must be reported to the Utilities Director in writing at least five (5) days prior to use. Such additives shall include, but are not limited to, emulsifiers, enzymes, commercially available bacteria, or other additives designed to absorb, purge, consume, treat, or otherwise eliminate grease and oils. Any use of additives must be approved in writing by the Utilities Director or designee prior to introduction into the waste stream, interceptor, or separator. The use of additives in no way shall be considered as a substitute for the maintenance procedures required herein.

(j) Flushing the oil and grease interceptor or oil/water separator with water having a temperature more than 140 degrees Fahrenheit shall be strictly prohibited.

(k) All maintenance of oil and grease maintaining devices, including proper disposal, shall be performed by the user at the user's sole expense.

(l) The user shall be responsible for maintaining grease interceptors and oil/water separators in a working condition as required for efficient operation or be subject to disconnection of utility services.

(m) The facility is responsible for the cost and scheduling of all repairs to its hydro-mechanical or gravity grease interceptor(s). Repairs required by the City must be completed within 14 calendar

days after the date of written notice of required repairs is received by the facility unless a different schedule is approved by the City in writing.

(n) Gravity grease interceptor cleaning must include scraping excessive solids from the walls, floors, baffles, and all pipe work. It is the responsibility of each facility to inspect its gravity grease interceptor during the pumping procedure to ensure it is properly cleaned out and all fittings and fixtures inside the interceptor are in good working condition and functioning properly.

(o) The facility must maintain records including the date and time of all cleaning and maintenance, details of any repairs required, and dates of repairs for each device in a bound logbook and make the logbook available for inspection by the City on request. The facility must also maintain all written protocols and procedures concerning cleaning and maintenance and make such available to the City on request. Such records must be kept for a period of three years from the time of cleaning or repair.

Sec. 82-152. – Inspection Requirements

(a) The user shall permit the City to enter and conduct facility inspections at any time without notice as a condition of being served by City water and/or sewer. Refusal to allow entry will not result in an unauthorized entry but will subject the user to an immediate citation and fine, and disconnection of service after notice.

(b) Inspections shall be conducted by the City on all facilities containing traps, interceptors, and/or separators with a frequency based on size of the device and previous compliance. Inspections are conducted to ensure compliance with the requirements of this division and to ensure adherence to proper cleaning and maintenance schedules. If a problem arises, such as line stoppages, or increased maintenance of the collection system or POTW, or if a violation is noted during the routine inspection, inspections may be conducted more frequently as determined by the Utility Director.

Sec. 82-153. – Record Keeping and Notification Requirements

(a) Users shall maintain a manifest that confirms pumping, hauling, and disposal of waste from an interceptor. This manifest shall contain the following:
    (1) User information: facility name, contact person, address, and phone number.
    (2) Transporter information: company name, contact person, address, and phone number.
    (3) Destination information: company name, permit number, contact person, address, and phone number.
    (4) Pumping information: date, time, volume pumped, transporter name, transporter signature, witness name, and witness signature.
    (5) Maintenance information: date, description of maintenance, name, and signature.

(b) A log of pumping activities shall be maintained on site by the user for the previous three (3) years and made available for inspection and review by the City. The log shall include the date, time, volume pumped, hauler's name and license number and hauler's signature. The user shall report pumping activities within seven (7) days to the City via online submittal to BSI Online.

(c) Current cleaning and maintenance logs, including all activities for the previous three (3) years, shall be posted in a conspicuous location, easily visible and accessible to City personnel.

(d) The user shall maintain a file of the records and other documents pertaining to the facility's oil and grease interceptor or oil/water separator for a minimum of five (5) years. The file contents shall include, but not be limited to, the record (as-builts) drawings, record of inspections, log of

pumping activities and receipts, log of maintenance activities, hauler information, disposal information, and monitoring data. The file shall be available at all times for inspection and review by the Utilities Director or designee.

(e) The Utilities Director or designee may require the user to provide, operate, and maintain, at the user's sole expense, appropriate monitoring facilities, such as a control manhole, that are safe and accessible at all times, for observation, inspection, sample collection, and flow measurement of the user's discharge to the collection system and POTW. The Utilities Director or designee may impose additional limitations and monitoring requirements for the discharge to the POTW in accordance with the provisions set forth in this division.

Sec. 82-153. – Variance

A Variance to the design and maintenance requirements contained herein may be requested when compliance creates an undue hardship or if an oil and grease interceptor or oil/water separator is sufficient. Hardships caused by space availability, minimal anticipated FOG production, cost, etc., may be grounds for a Variance. The user must submit a written request and sufficient documentation, as required by the Utilities Director or designee, which explains the need to vary from design or maintenance requirements. A minimum of four months of data should be submitted for maintenance cleaning frequency modifications or similar requests.

(a) After review of the documentation, the City will notify the user in writing of acceptance or denial of the Variance request. The City may also request further study pursuant to or, as a condition of the Variance. Certain conditions may be imposed by the Director for installations that have received a Variance.

(b) If a Variance is granted and the user subsequently increases anticipated waste production, then the Variance may be revoked upon notice to the user and the user must comply with the requirements of this division.

(c) A Variance application fee of $150 will be paid to the City upon submission of the Variance request and prior to City review. Once the initial application fee is paid, the Variance application fees may be waived at the discretion of the Utilities Director for follow up modifications of the same variant issue contained in the original application.

Sec. 82-154. – Appeals.

A user or user's authorized representative may request reconsideration of a Variance decision made by the Utilities Director under Sec. 82-153. pursuant to the authority granted in this Division by filing an appeal to the City Manager or his/her designee. The appeal must be submitted in writing within 30 calendar days of the Director's written decision. Such requests shall include a summary of the decision being appealed and the basis for the appeal documentation to substantiate the reason for appeal. At a minimum, the request shall include a copy of the Variance application for the decision being appealed, the documentation submitted with the Variance application, and specific errors or other basis for the request.

The City Manager shall review the material provided by the user and the written decision of the Director and shall either affirm or reverse the Director's determination.

The facility (user) may appeal the City Manager's or his/her designee's decision by filing a written request for a hearing before the special magistrate as written in Chapter 2, Article VI, Sec. 2-392 of the City Ordinance within 30 calendar days of the City Manager's or his/her designee's written decision.

Sec. 82-155. – Enforcement.

(a) A Notice of Violation (NOV) shall be issued to a user for any violation of the provisions of Chapter 82 of the City Code, or of this division, which violations shall include, but shall not be limited to, the following:
    (1) Failure to report pumping activities.
    (2) Failure to properly maintain (clean out or pump) the interceptor or separator in accordance with the provisions of the FOG Program.
    (3) Failure to maintain and post the log of pumping activities.
    (4) Failure to maintain a file of required records and logbooks on-site at all times.
    (5) Failure to provide logs, files, records, or access for inspection or monitoring activities.
    (6) Failure to correct a previous violation by the established deadline; or,
    (7) Failure to pay FOG Program fee timely.

(b) The Utilities Director or designee shall serve any user with written notice stating the nature of violation. The user shall have seven days to complete corrective action and provide evidence of such corrective action to the Utilities Director or his or her designee or call for inspection, if one is required to inspect the corrective action.

(c) If a user violates or continues to violate the provisions set forth in this division or fails to initiate/complete corrective action within the specified time period in response to a (NOV), then the Utilities Director or designee may pursue one or more of the following options.
    (1) Pump the oil and grease interceptor or oil/water separator and place the appropriate charge on the user's monthly sewer or water bill,
    (2) Assess actual cost for compliance inspections, costs associated with service calls for sewer line blockages, SSOs, line cleaning, and any or all labor, materials, and equipment required in response,
    (3) Refer case to Code Enforcement,
    (4) Suspension of water and sewer services,
    (5) Legal action,
    (6) Any combination of the above enforcement actions.

(d) Enforcement action is not limited to only one of the options herein and shall be pursued against users failing to comply and with multiple violations of the provisions of this section including, but not limited to, suspension of water and sewer service

(e) The user shall pay all outstanding fees, penalties, staff time (including overhead) and other utility charges prior to reinstatement of water and sewer service.

(f) The fees for the FOG Program are adopted by the City and may be amended from time to time. The City may adopt other reasonable fees as deemed necessary to carry out the requirements set forth in this division. These fees relate solely to the matters covered by this division and are separate from all other fees, fines, and penalties assessed by the City and shall be collected on the utility billing account if the user has an account or billed under separate City invoice. Unpaid FOG Program fees, fines and penalties are invoiced on a utility billing account and shall become a lien on the real property associated with the unpaid facility fees, fines and penalties.

SECTION 3. SCRIVENER'S ERRORS. The City Manager, or their designee, may administratively correct typographical and/or scrivener errors of this Ordinance which do not make substantive changes or otherwise affect the intent of the Ordinance, upon receiving approval of the City Attorney, by filing a corrected or recodified copy of same with the City Clerk.

SECTION 4. SEVERABILITY. If any section, sentence, clause or phrase of this Ordinance is held to be invalid or unconstitutional by any Court of competent jurisdiction, the holding shall in no way affect the validity of the remaining portions of this Ordinance.

SECTION 5. EFFECTIVE DATE. This Ordinance shall become effective immediately upon enactment

ENACTED this __ day of _____, 2026.

CITY OF FERNANDINA BEACH

_____
JAMES ANTUN
Commissioner – Mayor

ATTEST:

_____
CAROLINE BEST
City Clerk

APPROVED AS TO FORM & LEGALITY:

_____
TERESA L. PRINCE, ESQ.
City Attorney

Date of First Reading: July 7, 2026
Date of Advertisement:
Date of Second Reading/Final Hearing:

Business Impact Estimate

This form should be included in the agenda packet for the item under which the proposed ordinance is to be considered and must be posted on the website by the time notice of the proposed ordinance is published.

Proposed ordinance's title/reference:

AN ORDINANCE OF THE CITY COMMISSION OF THE CITY OF FERNANDINA BEACH, FLORIDA, AMENDING CODE OF ORDINANCES CHAPTER 82, UTILITIES, ARTICLE II, WASTEWATER SYSTEM, DIVISION 6, BY REPEALING AND REPLACING IT IN ITS ENTIRETY; CREATING A NEW CHAPTER 82, UTILITIES, ARTICLE II, WASTEWATER SYSTEM TO CREATE A REVISED DIVISION 6 ENTITLED FATS, OILS, AND GREASE PROGRAM; AUTHORIZING ADMINISTRATIVE CORRECTION OF SCRIVENER'S ERRORS; PROVIDING FOR SEVERABILITY; AND PROVIDING FOR AN EFFECTIVE DATE.

This Business Impact Estimate is provided in accordance with section 166.041(4), Florida Statutes. If one or more boxes are checked below, this means the City of Fernandina Beach is of the view that a business impact estimate is not required by state law[1] for the proposed ordinance, but the City of Fernandina Beach is, nevertheless, providing this Business Impact Estimate as a courtesy and to avoid any procedural issues that could impact the enactment of the proposed ordinance. This Business Impact Estimate may be revised following its initial posting.

- **X** The proposed ordinance is required for compliance with Federal or State law or regulation;
- ☐ The proposed ordinance relates to the issuance or refinancing of debt;
- ☐ The proposed ordinance relates to the adoption of budgets or budget amendments, including revenue sources necessary to fund the budget;
- ☐ The proposed ordinance is required to implement a contract or an agreement, including, but not limited to, any Federal, State, local, or private grant or other financial assistance accepted by the municipal government;
- ☐ The proposed ordinance is an emergency ordinance;
- ☐ The ordinance relates to procurement; or
- ☐ The proposed ordinance is enacted to implement the following:
  a. Part II of Chapter 163, Florida Statutes, relating to growth policy, county and municipal planning, and land development regulation, including zoning, development orders, development agreements and development permits;

[1] See Section 166.041(4)(c), Florida Statutes.

b. Sections 190.005 and 190.046, Florida Statutes, regarding community development districts;
c. Section 553.73, Florida Statutes, relating to the Florida Building Code; or
d. Section 633.202, Florida Statutes, relating to the Florida Fire Prevention Code.

In accordance with the provisions of controlling law, even notwithstanding the fact that an exemption noted above may apply, the City of Fernandina Beach hereby publishes the following information:

1. Summary of the proposed ordinance (must include a statement of the public purpose, such as serving the public health, safety, morals and welfare):**The proposed ordinance supports public health by requiring the installation and maintenance of grease interceptors in order to reduce fats, oil and grease transmitted to the municipal collection system reducing the likelihood of blockage leading to sewage overflow.**

2. An estimate of the direct economic impact of the proposed ordinance on private, for-profit businesses in the City of Fernandina Beach, if any:
(a) An estimate of direct compliance costs that businesses may reasonably incur; **Costs associated with installation and maintenance of grease interceptors will be the responsibility of the business. These requirements are in the current ordinance and are not changed by the proposed ordinance revision.**
(b) Any new charge or fee imposed by the proposed ordinance or for which businesses will be financially responsible; **Any costs are not changed by this ordinance**
(c) An estimate of the City of Fernandina Beach regulatory costs, including estimated revenues from any new charges or fees to cover such costs. **The City will not incur any additional costs or receive any revenue as a result of this ordinance.**

3. Good faith estimate of the number of businesses likely to be impacted by the proposed ordinance: **There are 122 businesses listed that are required to install and maintain a grease interceptor.**

4. Additional information the governing body deems useful (if any):

[*You may wish to include in this section the methodology or data used to prepare the Business Impact Estimate. For example: City of Fernandina Beach staff solicited comments from businesses in the City of Fernandina Beach as to the potential impact of the proposed ordinance by contacting the chamber of commerce, social media posting, direct mail or direct email, posting on City of Fernandina Beach website, public workshop, etc. You may also wish to include efforts made to reduce the potential fiscal impact on businesses. You may also wish to state here that the proposed ordinance is a generally applicable ordinance that applies to all persons similarly situated (individuals as well as businesses) and, therefore, the proposed ordinance does not affect only businesses*).
The proposed ordinance does not change the applicability or the fundamental requirements for facilities regarding grease interceptor installation and maintenance.

CITY COMMISSION AGENDA ITEM
City of Fernandina Beach

SUBJECT: Ordinance 2026-12
(*Legislative*) Code Amendment — Chapter 82, Article III, Water System

ITEM TYPE: Ordinance (w/ fiscal impact)

REQUESTED ACTION: Consider Ordinance 2026-12 at First Reading.

SYNOPSIS: The City is located within the boundaries of the St. Johns River Water Management District (SJRWMD), and Rule 40C-21.601, Florida Administrative Code, encourages local governments to implement these conservation measures through the adoption of ordinances incorporating the applicable restrictions, as well as provisions for enforcement and variances. The City, under Chapter 82, ARTICLE III, Water System, Section 82-414 has adopted the conservation measures applicable within Nassau County and incorporate such regulations into the City Code of Ordinances; and while the City is authorized by state law to promulgate rules, mandates, and emergency and/or temporary orders relating to water use, conservation, and resource protection, the City Commission of the City of Fernandina Beach finds it necessary and in the best interest of the public health, safety, and welfare to ensure local compliance with such rules, mandates, and orders. The Ordinance allows for fines to be imposed pursuant to Section 162.09 F.S.

FISCAL IMPACT: N/A

CITY ATTORNEY COMMENTS: See synopsis.

CITY MANAGER RECOMMENDATION(S): I recommend that the City Commission approve proposed Ordinance 2026-12 at First Reading.

Andre Desilet, Utilities Director	06/26/2026
Kimberly Elliott-Briley, Deputy City Clerk	06/26/2026
Teresa Prince, City Attorney	06/26/2026
Jeremiah Glisson, Deputy City Manager	06/26/2026
Sarah Campbell, City Manager	06/26/2026

Caroline Best

Date: May 18, 2026

Submitted By: Caroline Best, City Clerk

COMMISSION ACTION: Enact

ORDINANCE 2026-12

AN ORDINANCE OF THE CITY OF FERNANDINA BEACH, FLORIDA, AMENDING CODE OF ORDINANCES CHAPTER 82, ARTICLE III, WATER SYSTEM, SECTION 82-414 TO ADOPT AND INCORPORATE BY REFERENCE ALL RULES, MANDATES, AND EMERGENCY AND/OR TEMPORARY ORDERS ISSUED BY THE ST. JOHNS RIVER WATER MANAGEMENT DISTRICT AS MAY BE ISSUED FROM TIME TO TIME; PROVIDING FOR ENFORCEMENT; PROVIDING FOR CONFLICTS; AUTHORIZING ADMINISTRATIVE CORRECTION OF SCRIVENER'S ERRORS; PROVIDING FOR SEVERABILITY; AND PROVIDING FOR AN EFFECTIVE DATE.

WHEREAS, Chapter 40C-2, Florida Administrative Code ("F.A.C.") specifies certain mandatory year-round landscape irrigation conservation measures within the boundaries of the St. Johns River Water Management District ("SJRWMD"); and

WHEREAS, the City is located within the boundaries of the SJRWMD, and Rule 40C-21.601, Florida Administrative Code, encourages local governments to implement these conservation measures through the adoption of ordinances incorporating the applicable restrictions, as well as provisions for enforcement and variances; and

WHEREAS, the City, under Chapter 82, ARTICLE III, Water System, Section 82-414 has adopted the conservation measures applicable within Nassau County and incorporate such regulations into the City Code of Ordinances; and

WHEREAS, the City is authorized by state law to promulgate rules, mandates, and emergency and/or temporary orders relating to water use, conservation, and resource protection; and

WHEREAS, the City Commission of the City of Fernandina Beach finds it necessary and in the best interest of the public health, safety, and welfare to ensure local compliance with such rules, mandates, and orders.

NOW, THEREFORE, BE IT ORDAINED BY THE CITY COMMISSION OF THE CITY OF FERNANDINA BEACH AS FOLLOWS:

SECTION 1. It is hereby proposed that Chapter 82, Article III, Water System, Section 82-414 is amended to add subsections (d), (e) and (f) to read as follows:

Sec. 82-414. - Curtailment of usage during periods of water shortage.

* * *

(d) The City of Fernandina Beach hereby adopts and incorporates by reference all rules, mandates, and emergency and/or temporary orders issued by the St. Johns River Water Management District, as may be amended from time to time. Such rules, mandates, and orders shall have the same force and effect within the municipal boundaries of the City as if fully set forth herein and do not require twenty-four (24) hours' notice to the news media referenced in (b) hereinabove.

(e) Violations of any rule, mandate, or emergency and/or temporary order adopted herein shall constitute a violation of the City's Code. Such violations shall be enforced through the City's

standard code enforcement procedures, including but not limited to notice of violation, hearings before a special magistrate or code enforcement board, and the imposition of fines and other remedies as authorized by law.

(f) In the event of a conflict between this Ordinance and any other ordinance of the City, the more restrictive provision shall apply to the extent permitted by law.

SECTION 2. SCRIVENER'S ERRORS. The City Manager, or their designee, may administratively correct typographical and/or scrivener's errors of this Ordinance which do not make substantive changes or otherwise affect the intent of the Ordinance, upon receiving approval of the City Attorney, by filing a corrected or recodified copy of same with the City Clerk.

SECTION 3. SEVERABILITY. If any section, sentence, clause or phrase of this Ordinance is held to be invalid or unconstitutional by any Court of competent jurisdiction, the holding shall in no way affect the validity of the remaining portions of this Ordinance.

SECTION 4. EFFECTIVE DATE. This Ordinance shall become effective immediately upon enactment.

ENACTED this ____ day of _____, 2026.

CITY OF FERNANDINA BEACH

_____
JAMES ANTUN
Commissioner – Mayor

ATTEST:

_____
CAROLINE BEST
City Clerk

APPROVED AS TO FORM & LEGALITY:

_____
TERESA L. PRINCE, ESQ.
City Attorney

Date of First Reading: July 7, 2026
Date of Advertisement:
Date of Second Reading/Final Hearing:

SJR 2024-017

ST. JOHNS RIVER WATER MANAGEMENT DISTRICT

In Re:

Declaration of a Phase III Extreme Water Shortage
Within Alachua, Baker, Bradford, Clay, Duval, Flagler,
Lake, Marion, Nassau, Putnam, and St. Johns Counties F.O.R. NO. 2026-0005

WATER SHORTAGE ORDER DECLARING A PHASE III EXTREME WATER SHORTAGE WITHIN ALACHUA, BAKER, BRADFORD, CLAY, DUVAL, FLAGLER, LAKE, MARION, NASSAU, PUTNAM, AND ST. JOHNS COUNTIES

This matter came before the Executive Director of the St. Johns River Water Management District ("District") on May 11, 2026, at District Headquarters in Palatka, Florida. After consideration and being fully apprised of the matter, the Executive Director issues this Order containing the following findings of fact and conclusions of law:

FINDINGS OF FACT

1. The Governing Board issued an Order declaring a Phase I Moderate Water Shortage within Alachua, Baker, Bradford, Duval, and Marion counties on February 10, 2026.

2. On February 23, 2026, the Executive Director issued an Amended and Restated Order ("Amended Order") adding Clay, Flagler, Nassau, Putnam, and St. Johns counties (together with Alachua, Baker, Bradford, Duval, and Marion counties collectively referred to as "Counties of Concern") to the Phase I Moderate Water Shortage declaration.

3. On March 2, 2026, the Executive Director issued a Water Shortage Order Declaring a Modified Phase II Severe Water Shortage within Alachua, Baker, Bradford, Clay, Duval, Flagler, Marion, Nassau, Putnam, and St. Johns counties ("Modified Phase II Water Shortage Order"), which was concurred to by the Governing Board on March 10, 2026, in its Order Concurring With Water Shortage Order Declaring a Modified Phase II Severe Water

Shortage Within Alachua, Baker, Bradford, Clay, Duval, Flagler, Marion, Nassau, Putnam, and St. Johns Counties ("Order Concurring With Water Shortage Order").

4. The District's Water Shortage Plan, adopted as Chapter 40C-21 of the Florida Administrative Code (F.A.C.), provides that the District will periodically evaluate water conditions within the District and use that information to determine whether and to what extent a water shortage should be declared.

5. As of May 6, 2026, the current county average rainfall over the past year is at or below 40 inches for Duval, Marion, Nassau, and Putnam counties, and is at or below 35 inches for Alachua, Baker, Bradford, and Clay counties. Additionally, the current county-average rainfall for Alachua, Baker, Bradford, and Clay counties has been at or below 35 inches for more than 4 weeks.

6. Furthermore, as of May 6, 2026, multiple groundwater monitoring locations in Alachua, Clay, Duval, Flagler, Lake, Marion, Nassau, Putnam, and St. Johns counties show groundwater levels at or below the 10th percentile. Moreover, the groundwater levels in Duval, Marion, Putnam, and St. Johns counties have been at the 10th percentile for more than four weeks.

7. As of May 6, 2026, the U.S. Drought Monitor for Florida designates all of the Counties of Concern, along with Lake County, with a drought intensity of Extreme Drought (D3). This marks the highest area of Extreme Drought (D3) coverage in Florida since the drought monitor began in 2000. Additionally, portions of Alachua, Baker, Bradford, and Nassau counties have a drought intensity of Exceptional Drought (D4), making the current drought the most intense on record for this area.

8. The National Weather Service Climate Prediction Center ("NWSCPC") notes that the seasonal (May 1 – July 31, 2026) temperature outlook favors above-normal temperatures and above-normal rainfall; however, significant rainfall is needed to improve the drought. Therefore, the NWSCPC predicts that drought conditions will persist throughout this time period.

9. The National Oceanic and Atmospheric Administration's Drought Information Statement for Southeast Georgia and Northeast Florida, issued on April 23, 2026 ("NOAA Report"), notes that streamflows on all mainstem rivers in Southeast Georgia and Northeast Florida are especially low, having dropped to near record-low flows. In particular, stretches of the Santa Fe River remain near record-low flows, while flows in most other rivers are well below normal for this time of year. Accordingly, stretches of the Suwannee, Santa Fe, and Satilla rivers are becoming increasingly difficult, and in some cases impossible, to access for recreational boating. Additionally, springs along the Suwannee River are discharging rapidly into the Suwannee due to the Suwannee's low level.

10. Regarding fire hazard impacts due to the severe drought, the NOAA Report also notes that the Keetch-Byram Drought Index continues to rise, with much of the region in the 450 – 700 range. In particular, much of interior Northeast Florida is at or above 600, with destructive fires already occurring in multiple counties in Northeast Florida and Southeast Georgia. Accordingly, burn bans are now in effect for most counties in this region. The NOAA Report notes that fire danger remains high, with the Significant Wildland Fire Potential Outlook for May calling for above normal wildfire activity across the area.

CONCLUSIONS OF LAW

11. Pursuant to section 373.246(1), Florida Statutes (F.S.), the Governing Board of the District shall formulate a plan for implementation during periods of water shortage to regulate the withdrawal and use of water to protect the water resources of the District. The District's Water Shortage Plan (Chapter 40C-21, F.A.C.) was adopted to accomplish this purpose.

12. Section 373.175(1), F.S., and subsection 40C-21.231(2), F.A.C., authorize the Governing Board to declare a water shortage to protect water resources.

13. The District has monitored and evaluated water conditions within the District as required by rule 40C-21.221, F.A.C., and the conditions in the Counties of Concern, along with Lake County, are such that the Governing Board may declare a water shortage in these areas.

14. For a declared water shortage, the District will assign a specific water shortage phase based on Tables 21-1 and 21-2 in Chapter 40C-21, F.A.C., and the factors listed in subsection 40C-21.251(4), F.A.C. An analysis of the tables and factors indicates that a Phase III Extreme Water Shortage should be assigned to the declared water shortage.

15. Rule 40C-21.641, F.A.C., contains water use restrictions and measures that will be in effect when a Phase III Extreme Water Shortage is declared, unless otherwise provided in this Order. The District has determined that the water use restrictions and measures set forth below are warranted, given conditions in the Counties of Concern and Lake County.

16. Pursuant to sections 373.609 and 373.613, F.S., every state and county attorney, sheriff, police officer, and other appropriate city and county official has the authority to enforce this order.

17. The Modified Phase II Water Shortage Order is currently in effect.

18. Pursuant to the Order Concurring With Water Shortage Order, the Executive Director has been delegated the authority to declare a water shortage in additional areas, change the phase of water shortage severity, (based on drought condition level), except for a Phase IV Critical Water Shortage, and rescind a water shortage declaration as necessary, to address changing circumstances that may occur between regularly scheduled Governing Board meetings, as conditions continue to develop.

ORDER

Based on the Findings of Fact and Conclusions of Law, the District orders as follows:

1. A Phase III Extreme Water Shortage is declared for all sources of water within the following areas:

   a. All of Clay, Duval, Flagler, Nassau, Putnam, and St. Johns counties.

   b. Those portions of Baker, Bradford, and Lake counties located within the District.

   c. Those portions of Alachua County located within the District, except for the unincorporated areas, for which water shortage-related orders have been delegated to the Suwannee River Water Management District.

   d. Those portions of Marion County located within the District, the City of Ocala, and all unincorporated areas of Marion County, except the unincorporated area lying within The Villages of Marion, FQD, for which water shortage-related orders have been delegated to the Southwest Florida Water Management District.

2. All classes of water users are encouraged to reduce their water use and conserve water to the maximum extent possible.

3. All classes of water users are encouraged to proactively plan for extended severe drought conditions, and additional mandatory water use restrictions should this Phase III Extreme Water Shortage Order be modified or advance to a Phase IV Critical Water Shortage Order.

4. Wasteful and unnecessary water use is prohibited regardless of the phase of water shortage. Such wasteful and unnecessary water use includes, but is not limited to:

a. Allowing water to be dispersed without any practical purpose to the water user, regardless of the type of water use.

b. Allowing water to be dispersed in a grossly inefficient manner, regardless of the type of water use.

c. Allowing water to be dispersed to accomplish a purpose for which water use is unnecessary or which can be readily accomplished through alternative methods of significantly less water use.

5. The following restrictions and measures, as detailed in rules 40C-21.601, 40C-21.631, and 40C-21.641, F.A.C., are imposed for all sources and uses of water, including those exempt from permitting pursuant to Chapter 40C-2, F.A.C., except for the domestic use of water as defined in section 373.019(6), F.S., and users whose sole source of water is reclaimed water or seawater.

6. Public Supply Uses. All public supply water utilities shall:

a. Notify the District within 24 hours if the public supply water system experiences a sudden loss of its primary water supply or other significant change in system status.

b. Institute or accelerate any other operational practices identified by the water utility that can be modified during the water shortage declaration to reduce water demand without causing adverse impacts to public health, welfare, and safety.

7. Commercial/Industrial/Institutional Uses.

a. Whether or not a Consumptive Use Permit authorizes a commercial/industrial/institutional water use activity with associated landscape irrigation, the landscape irrigation component is separately regulated for purposes of this Order and is subject to the Landscape Irrigation and Uses restrictions outlined below.

b. All commercial/industrial/institutional water use should be voluntarily reduced.

c. For all commercial/industrial/institutional water use, the following demand management measures should be implemented as applicable:

i. Reduce off-site discharge to the extent economically, environmentally, and technically feasible.

ii. Maximize the use of the least restricted Source Class to which there is access.

d. All commercial/Industrial/Institutional consumptive use permittees shall:

i. Inform the District about any drought-related challenges with their water supplies. At a minimum, each permittee should, within 14 days of receipt of the District's water shortage declaration notice and when any major change in water supply status occurs, notify

the District regarding any water well failures, quantity or quality concerns about primary water supplies, any anticipated need for supply supplementation, and planned strategies for supply supplementation if the drought continues or worsens.

ii. Suspend clean-up requiring water use, except for the minimum required to protect efficiency of the operation and prevent damage to equipment.

iii. Suspend the washing of vehicles and other mobile equipment, except for the minimum required to meet health and safety needs or as otherwise required by published industry standards.

8. Agriculture Uses.

a. Whether or not a Consumptive Use Permit authorizes an agricultural water use activity with associated landscape irrigation, the landscape irrigation component is separately regulated for purposes of this Order and is subject to the Landscape Irrigation and Uses restrictions outlined below.

b. The following demand management measures should be implemented, as applicable:

i. Reduce off-site discharge to the extent economically, environmentally, and technically feasible.

ii. Maximize the use of the lesser or least restricted Source Class to which there is access.

c. All agriculture users of water shall:

i. Inform the District about any drought-related challenges with their water supplies. At a minimum, each permittee should, within 14 days of receipt of the District's declaration notice and when any major change in water supply status occurs, notify the District regarding: any water well failures, quantity or quality concerns about primary water supplies, any anticipated need for supply supplementation, and any planned strategies for supply supplementation if the water shortage continues or worsens.

ii. Suspend clean-up requiring water use, except for the minimum required to protect efficiency for the operation and prevent damage to equipment.

iii. Suspend the washing of vehicles and other mobile equipment, except for the minimum required to protect animal or human health or safety needs, such as to prevent the spread of plant or animal diseases.

9. Landscape/Recreation/Aesthetic Uses.

a. Landscape Irrigation and Uses

i. All residential landscape irrigation is limited to one day a week (Eastern Standard Time one day a week irrigation schedule), regardless of time of year.

ii. The following restrictions and measures shall apply to all landscape uses, as applicable:

1) Landscape use irrigation is limited to one day a week in accordance with the schedule outlined in subparagraph 40C-2.042(2)(a)2., F.A.C. (Eastern Standard Time one day a week irrigation schedule), regardless of time of year.

Odd numbered addresses: Saturday.

Even Numbered Addresses: Sunday.

Non-residential: Tuesday

2) Landscape Irrigation is prohibited between the hours of 8:00 a.m. and 6:00p.m.

3) Reduce off-site discharge to the extent economically, environmentally, and technically feasible.

4) Recycle water to the extent economically, environmentally, and technically feasible.

5) Maximize the use of the least restricted Source Class to which there is access.

6) Suspend clean-up requiring water use, except for the minimum required to protect efficiency of the operation and prevent damage to equipment.

7) Suspend washing of lawn mowers and other mobile equipment, except for the minimum necessary to meet health or safety needs, such as the spread of turfgrass disease.

8) The establishment period for new plant materials shall be reduced to "15/30/15." This means that the material can be watered on any day for a 15-day period starting the day it is installed, then up to 3 days a week during the next 30-day period, and only 2 days a week during the final 15-day period.

b. Golf Courses. All golf course water users shall:

i. Inform the District about any drought-related challenges with their water supplies. At a minimum, each golf course water user shall, within 14 days of receipt of the District's water shortage declaration notice, and when any major change in water supply status occurs, notify the District regarding any water well failures, quantity or quality concerns about primary water supplies, any anticipated need for supply supplementation, and any planned strategies for supply supplementation if the water shortage continues or worsens.

ii. Reduce off-site discharge to the extent economically, environmentally, and technically feasible.

iii. Recycle water to the extent economically, environmentally, and technically feasible.

iv. Maximize the use of the least restricted Source Class to which there is access.

v. Suspend clean-up requiring water use, except for the minimum required to protect efficiency of the operation and prevent damage to equipment.

vi. Suspend washing of golf carts, lawn mowers, and other mobile equipment, except for the minimum necessary to meet health or safety needs, such as to prevent the spread of turfgrass disease.

vii. Take appropriate actions to avoid water use increases. Examples of such actions include, but are not limited to:

1) Reducing wear on fairways by restricting cart traffic to designated paths only.

2) Modifying nutritional, soil amendment, and mowing practices to minimize heat stress.

3) Providing information to golfers and guests about the current water shortage declaration, the steps the facility is taking to reduce water use, and how golfers and guests can conserve water while visiting the facility.

4) Reduce irrigation of fairways and driving range greens to no more than once per week.

5) Reduce irrigation of tees, golf course greens, and practice greens to no more than three times per week.

6) Eliminate irrigation of roughs to the extent practicable.

7) The establishment period for new plant materials shall be reduced to "15/30/15." This means that the material can be

watered on any day for a 15-day period starting the day it is installed, then up to 3 days a week during the next 30-day period, and only 2 days a week during the final 15-day period.

c. Recreational Areas. The following water-use measures shall apply to all recreational areas, including playgrounds and fields for football, baseball, and soccer. All recreation water users shall:

i. Recreational area landscape irrigation is prohibited between the hours of 8:00 a.m. and 6:00p.m.

ii. Inform the District about any drought-related challenges with their water supplies. At a minimum, each water user shall, within 14 days of receipt of the District's water shortage declaration notice and when any major change in water supply status occurs, notify the District regarding any water well failures, quantity or quality concerns about the primary water supplies, any anticipated need for supply supplementation, and any planned strategies for supply supplementation if the water shortage continues or worsens.

iii. Reduce off-site discharge to the extent economically, environmentally, and technically feasible.

iv. Recycle water to the extent economically, environmentally, and technically feasible.

v. Maximize the use of the least restricted Source Class to which there is access.

vi. Suspend clean-up requiring water use, except for the minimum required to protect efficiency of the operation and prevent damage to equipment.

vii. Suspend the washing of lawn mowers and other mobile equipment, except for the minimum necessary to meet health or safety needs, such as to prevent the spread of turfgrass disease.

viii. Apply fertilizers, herbicides, and pesticides in coordination with irrigation schedules.

ix. Take appropriate actions to avoid water use increases. Examples of such actions include, but are not limited to:

1) Reducing wear on athletic fields as practicable.

2) Modifying nutritional, soil amendment, and mowing practices to minimize heat stress.

3) Providing information to players and guests about the current water shortage declaration, the steps that the facility is taking to reduce water use, and how players and guests can conserve water while visiting the facility.

d. Water-Based Recreation

i. All pools shall be maintained in a manner that minimizes the need for make-up water, such as promptly repairing leaks.

e. Aesthetic Uses

i. Aesthetic uses of water are prohibited.

10. Mining/Dewatering Uses.

a. Discharge of fresh water off-site or to tide from dewatering shall be reduced to the extent economically, environmentally, and technically feasible.

11. Other Uses

a. Except as provided in this section, all other uses of water should be voluntarily reduced, and the following demand management measures shall be implemented, as applicable:

i. Reduce off-site discharge to the extent economically, environmentally, and technically feasible.

ii. Recycle water to the extent economically, environmentally, and technically feasible.

iii. Maximize the use of the least restricted Source Class to which there is access.

b. Washing or cleaning of buildings, structures, and outdoor impervious surfaces:

i. Washing or cleaning streets is only allowed in preparation for, or immediately after, a parade or other public event. Mechanical street cleaning is allowed at any time.

ii. Pressure or soft washing of buildings or other structures in preparation for painting, sealing, or as a construction practice is allowed.

iii. Pressure or soft washing driveways, sidewalks, and other impervious surfaces is allowed for necessary maintenance, such as to either maintain a warranty or remove mold, mildew, and other potentially hazardous materials that cannot be removed by mechanical means (such as by broom or leaf blower), and as a construction practice (such as cleaning a concrete surface before painting or sealing). Compliance with homeowner association or other aesthetic standards does not constitute necessary maintenance.

c. Mobile equipment washing:

i. Commercial car washes, hand-detailing operations, and similar establishments shall comply with the requirements outlined in the Commercial/Industrial/Institutional Uses section above.

ii. Rinsing of boats and flushing of boat engines is allowed after each use when needed to remove salt water or to prevent the transportation of exotic plant or animal material.

d. Water Body Augmentation. All water body augmentation shall be limited to the following circumstances:

i. As authorized by an Individual Consumptive Use Permit or Environmental Resource Permit.

ii. The minimum necessary to maintain and preserve the structural integrity of a newly constructed or recently altered stormwater pond.

iii. The minimum necessary to maintain and preserve habitat for native fish and wildlife.

iv. Where lake levels are below the lowest minimum level established for that lake by the District.

e. No person or entity, like a homeowners association or property manager, shall enforce any deed restrictions or other community standards that would cause a violation of this Order.

12. The Executive Director requests that every city and county commission, state and county attorney, sheriff, police officer, and other appropriate local governmental official assist in implementing and enforcing this Order.

13. This Order shall supersede the Modified Phase II Water Shortage Order and become immediately effective once executed by the Executive Director and rendered by the District Clerk.

Done and Ordered this 11th day of May, 2026, at Palatka, Florida.

ST. JOHNS RIVER WATER MANAGEMENT DISTRICT, a public body existing under Chapter 373, F.S.

BY: _____
Michael A. Register, P.E., Executive Director

RENDERED this 11th day of May, 2026.

BY: _____
Courtney Waldron, District Clerk

Business Impact Estimate

This form should be included in the agenda packet for the item under which the proposed ordinance is to be considered and must be posted on the website by the time notice of the proposed ordinance is published.

Proposed ordinance's title/reference:

AN ORDINANCE OF THE CITY OF FERNANDINA BEACH, FLORIDA, AMENDING CODE OF ORDINANCES CHAPTER 82, ARTICLE III, WATER SYSTEM, SECTION 82-414 TO ADOPT AND INCORPORATE BY REFERENCE ALL RULES, MANDATES, AND EMERGENCY AND/OR TEMPORARY ORDERS ISSUED BY THE ST. JOHNS RIVER WATER MANAGEMENT DISTRICT AS MAY BE ISSUED FROM TIME TO TIME; PROVIDING FOR ENFORCEMENT; PROVIDING FOR CONFLICTS; AUTHORIZING ADMINISTRATIVE CORRECTION OF SCRIVENER'S ERRORS; PROVIDING FOR SEVERABILITY; AND PROVIDING FOR AN EFFECTIVE DATE

This Business Impact Estimate is provided in accordance with section 166.041(4), Florida Statutes. If one or more boxes are checked below, this means the City of Fernandina Beach is of the view that a business impact estimate is not required by state law[1] for the proposed ordinance, but the City of Fernandina Beach is, nevertheless, providing this Business Impact Estimate as a courtesy and to avoid any procedural issues that could impact the enactment of the proposed ordinance. This Business Impact Estimate may be revised following its initial posting.

- ☒ The proposed ordinance is required for compliance with Federal or State law or regulation;
- ☐ The proposed ordinance relates to the issuance or refinancing of debt;
- ☐ The proposed ordinance relates to the adoption of budgets or budget amendments, including revenue sources necessary to fund the budget;
- ☐ The proposed ordinance is required to implement a contract or an agreement, including, but not limited to, any Federal, State, local, or private grant or other financial assistance accepted by the municipal government;
- ☐ The proposed ordinance is an emergency ordinance;
- ☐ The ordinance relates to procurement; or
- ☐ The proposed ordinance is enacted to implement the following:
    a. Part II of Chapter 163, Florida Statutes, relating to growth policy, county and municipal planning, and land development regulation, including zoning, development orders, development agreements and development permits;

[1] See Section 166.041(4)(c), Florida Statutes.

b. Sections 190.005 and 190.046, Florida Statutes, regarding community development districts;
c. Section 553.73, Florida Statutes, relating to the Florida Building Code; or
d. Section 633.202, Florida Statutes, relating to the Florida Fire Prevention Code.

In accordance with the provisions of controlling law, even notwithstanding the fact that an exemption noted above may apply, the City of Fernandina Beach hereby publishes the following information:

1. Summary of the proposed ordinance (must include a statement of the public purpose, such as serving the public health, safety, morals and welfare):

The City is located within the boundaries of the SJRWMD, and Rule 40C-21.601, Florida Administrative Code, encourages local governments to implement these conservation measures through the adoption of ordinances incorporating the applicable restrictions, as well as provisions for enforcement and variances; while finding it necessary and in the best interest of the public health, safety, and welfare to ensure local compliance with such rules, mandates, and orders.

2. An estimate of the direct economic impact of the proposed ordinance on private, for-profit businesses in the City of Fernandina Beach, if any:
(a) An estimate of direct compliance costs that businesses may reasonably incur;

Minimum, a warning; Maximum one (1) time fine of $5,000.00

(b) Any new charge or fee imposed by the proposed ordinance or for which businesses will be financially responsible; and

N/A

(c) An estimate of the City of Fernandina Beach regulatory costs, including estimated revenues from any new charges or fees to cover such costs.

Administrative fee of approximately $200.00 to $300.00

3. Good faith estimate of the number of businesses likely to be impacted by the proposed ordinance:

All businesses required to comply with state mandated water restrictions.

4. Additional information the governing body deems useful (if any):

The City of Fernandina Beach is complying with the current Order held by SJRWMD.

CITY COMMISSION AGENDA ITEM
City of Fernandina Beach

SUBJECT: Ordinance 2026-08
(Legislative) Code Amendment — Personal Mobility Devices

ITEM TYPE: Ordinance (w/o fiscal impact)

REQUESTED ACTION: Consider Ordinance 2026-08 at Third Reading.

SYNOPSIS: The City of Fernandina Beach, pursuant to §316.2128, Florida Statutes, has the authority to adopt ordinances governing the operation and regulation of personal mobility devices to include micromobility devices, motorized scooters and E-Bikes, to regulate speed limits on sidewalks, paths and trails; to protect the health, safety, and welfare of the public and implement other regulations to enhance user safety, standardize operational rules for predictability of users, protect environmentally sensitive areas and for the safe and lawful operation of personal mobility devices within the City limits.

The City Commission, at their June 16, 2026, regular meeting, approved Ordinance 2026-08, as amended, at Second Reading. The amendments required a third reading and public hearing on the Ordinance.

FISCAL IMPACT: No fiscal impact.

CITY ATTORNEY COMMENTS: No additional comments.

CITY MANAGER RECOMMENDATION(S): I recommend that the City Commission adopt proposed Ordinance 2026-08 at Third Reading.

Teresa Prince, City Attorney	06/18/2026
Kimberly Elliott-Briley, Deputy City Clerk	06/18/2026
Jeffrey Tambasco, Police Chief	06/18/2026
Jeremiah Glisson, Deputy City Manager	06/22/2026
Sarah Campbell, City Manager	06/23/2026

Kimberly Elliott Briley

Date: June 17, 2026

Submitted By: Kimberly Elliott-Briley, Deputy City Clerk

COMMISSION ACTION: Adopt

ORDINANCE 2026-08

AN ORDINANCE OF THE CITY COMMISSION OF THE CITY OF FERNANDINA BEACH, FLORIDA, AMENDING THE CODE OF ORDINANCES OF THE CITY OF FERNANDINA BEACH, FLORIDA BY AMENDING CHAPTER 78, TRAFFIC AND VEHICLES TO CREATE DEFINITIONS FOR ELECTRIC BICYCLES AND OTHER PERSONAL MOBILITY DEVICES; TO CREATE TRAFFIC LAWS AND ENFORCEMENT MEASURES FOR ELECTRIC BICYCLES AND OTHER PERSONAL MOBILITY DEVICES TO INCLUDE A SPEED LIMIT FOR ELECTRIC BICYCLES AND OTHER PERSONAL MOBILITY DEVICES; AUTHORIZING ADMINISTRATIVE CORRECTION OF SCRIVENER'S ERRORS; PROVIDING FOR SEVERABILITY; AND PROVIDING FOR AN EFFECTIVE DATE.

WHEREAS, in the interest of the health, safety, and welfare of citizens in City rights-of-way, the City Commission of the City of Fernandina Beach, Florida, regulates traffic and vehicles; and

WHEREAS, the Florida Legislature passed updated legislation related to electric bicycles during its 2026 regular session; and

WHEREAS, in order to enhance user safety, standardize operational rules for predictability of users, and to protect environmentally sensitive areas, the City Commission desires to govern the operations of electric bicycles.

NOW, THEREFORE, THE CITY OF FERNANDINA BEACH, FLORIDA, HEREBY ENACTS:

SECTION 1. It is hereby proposed that Chapter 78, Section 1 of the Code of Ordinances, City of Fernandina Beach, Florida, is hereby amended to read as follows:

Sec. 78-1. – Definitions.

The following words, terms and phrases, when used in this chapter, have the meanings ascribed to them in this section~~. , except where the context clearly indicates a different meaning~~ Where applicable and appropriate to the context, definitions and provisions refer to Chapter 316, Florida Statutes and are used in conjunction with these terms and the requirements of this Chapter. In the event a term utilized herein is not defined, then it shall have the meaning ascribed to it in Chapter 316, Florida Statutes, as may be amended from time to time.

****

Bicycle shall be as defined in Section 316.003(4), Florida Statutes, as may be amended from time to time, and the term includes electric bicycles. ~~means every vehicle propelled solely by human power, and every motorized bicycle propelled by a combination of human power and an electric helper motor capable of propelling the vehicle at a speed of not more than 20 miles per hour on level ground upon which any person may ride, having two tandem wheels, and including any device generally recognized as a bicycle though equipped with two front or two rear wheels. The term does not include such a vehicle with a seat height of no more than 25 inches from the ground when the seat is adjusted to its highest position, or a scooter or similar device.~~

****

Electric bicycle (*e-bike)* shall be defined as in Section 316.003(23), Florida Statutes, as may be amended from time to time.

****

Electric personal assistive mobility device shall be defined as in Section 316.003(24), Florida Statutes, as may be amended from time to time.

Micromobility device shall be as defined in Section 316.003(41), Florida Statutes, as may be amended from time to time.

Moped shall be defined as in Section 316.003(44), Florida Statutes, as may be amended from time to time.

Motor vehicle shall be defined as in Section 316.003(46), Florida Statutes, as may be amended from time to time. ~~means and includes any vehicle which is self-propelled, but not including any bicycle or moped as defined under the definition of "bicycle."~~

~~*Motor-driven cycles* means any motorcycle, including any motor scooter, having a motor with 150 cubic centimeters displacement or less, and any bicycle or moped with a motor having a displacement of more than 50 cubic centimeters or which is capable of propelling the vehicle at a speed in excess of 30 miles per hour on level ground.~~

Motorcycle shall be defined as in Section 316.003(47), Florida Statutes, as may be amended from time to time. ~~means any motor vehicle powered by a motor with a displacement of more than 50 cubic centimeters, having a seat or saddle for the use of the rider and designed to travel on not more than three wheels in contact with the ground, but excluding a tractor.~~

Motorized shall mean anything powered by non-human power.

Motorized scooter shall be defined as in Section 316.003(48), Florida Statutes, as may be amended from time to time.

Multi-use path also known as a shared use path means a paved, hard-surfaced facility, typically 10 to 14 feet wide, physically separated from motorized vehicular traffic by an open space or barrier designed specifically to accommodate a mix of non-motorized users, including bicyclists, pedestrians, skaters, and joggers. ~~A muti-use path also means a sidewalk as defined herein.~~

****

Personal mobility device means motorized scooters, micromobility devices, electric personal assistive mobility devices, or a transportation device other than a motor vehicle as defined in Section 316.003, Florida Statutes, as amended from time to time.

****

Public places means all grounds, parks, playgrounds and buildings owned, leased, operated, or maintained by the City.

****

Recreational park means ~~the parks identified in Section 65-2 of the City's Code of Ordinances, excluding city-owned beaches defined in that section and beaches within the City's jurisdiction~~ Amelia River Waterfront Park, Atlantic Recreation Center Pirates Playground, Central Park, Downtown area, from Ash Street to Alachua Street and Front Street to 8th Street sidewalks, Egans Creek Park, Golf Course open green space and golfcart paths, Hickory Street Park, Main Beach Park, Marina, including the docks, ramps and marina decks and boardwalks part of marina operations, Martin Luther King Jr. Recreation Center, North Beach Park, Peck Center including the track, Seaside Park, Simmons Park, Sunrise Park, all beach

walkovers and beach boardwalks, and for each park listed herein the prohibition is for the open green space or as otherwise designated by the City. This list may be amended from time to time based on the parks acquired by the City.

****

Sidewalk ~~*or multi- use path*~~ means that portion of a street between the curbline, or the lateral line, of a roadway and the adjacent property lines, intended for use by pedestrians.

****

Trail network means City owned or leased property utilized as a connected network of non-motorized trails and ecological corridors, including wildlife corridors and the Egans Creek Greenway, that provide alternative transportation and recreation.

****

SECTION 2. It is proposed that Chapter 78, Section 78-3 of the Code of Ordinances, City of Fernandina Beach, Florida, is hereby amended to read as follows:

Sec. 78-3. – Pushcarts, bicycles, electric bicycles, personal mobility devices, moped or animal drawn vehicles to obey traffic regulations.

Every person propelling any pushcart or riding a bicycle, electric bicycle, personal mobility device, moped or an animal upon a roadway, and every person driving any animal-drawn vehicle, are subject to the provisions of this chapter applicable to the driver of any vehicle, except those provisions of this chapter which by their very nature can have no application.

SECTION 3. It is proposed that Chapter 78, Section 78-5 of the Code of Ordinances, City of Fernandina Beach, Florida, is hereby created to read as follows:

Sec. 78-5. – Electric bicycles, personal mobility devices, and mopeds and enforcement.

Every person operating bicycles, electric bicycles, personal mobility devices or mopeds shall operate as follows:

(a) Any person who rides or operates a bicycle, electric bicycle, personal mobility device or moped within the City shall comply with all traffic regulations, signal lights, stop signs and other traffic-control devices as required in Sections 316.2065, 316.20655 and 316.2128, Florida Statutes.

(b) Any person who rides or operates bicycles, electric bicycles, personal mobility devices and mopeds on a roadway shall not exceed ~~twenty (20)~~ twenty-five (25) miles per hour or posted speed limit, whichever is lower.

(c) Any person who rides or operates bicycles, electric bicycles, personal mobility devices and mopeds on a trail network, multi-use path, city owned beaches and beaches within the City's jurisdiction shall not exceed ten (10) miles per hour.

(d) When not otherwise restricted by law, operating bicycles, electric bicycles, personal mobility devices and mopeds are allowed upon and along the sidewalks, ~~muti-use paths~~, or upon any unpaved portion of a public-right-of-way in the City only when operated by human power and shall not exceed ten (10) miles per hour.

(e) When not otherwise restricted ~~prohibited~~ by law, a person propelling a bicycle, electric bicycle, personal mobility device or moped ~~upon a multi-use paths, trail network, city owned beaches or beaches~~

~~within the City's jurisdiction, sidewalk, unpaved portion of the public right-of-way, across a roadway or upon a crosswalk~~, shall yield the right-of-way to any pedestrian and shall give an audible signal before overtaking and passing such pedestrian.

(f) Bicycles, electric bicycles, personal mobility devices and mopeds are prohibited within City recreational parks unless signage instructs otherwise.

(g) When not otherwise restricted ~~prohibited~~ by law, any person operating a bicycle, electric bicycle, personal mobility device or moped ~~upon the roadways or sidewalks within the City~~ will do so in a careful and prudent manner, having regard for speed and the need to reduce speed based on conditions, width, grade, curves, corners, traffic, and all other attendant circumstances, so as not to endanger the life, limb, or property of any person. Failure to drive in such manner shall constitute careless driving and a violation of this section.

(h) No person operating a bicycle, electric bicycle or personal mobility device shall carry any package, bundle or article which causes the vehicle to be unstable or dangerous to operate.

(i) Official emergency services and law enforcement agencies and City personnel in the course and scope of their duties are exempt from this section.

(j) Unless otherwise provided herein, for first violations of this section, the violator shall be required to attend a course approved by the City which addresses how to properly operate a bicycle, electric bicycle, personal mobility device or moped and reviews the laws applicable thereto within 30 days of the citation date. The violator shall be required to submit a certificate of completion for the proper course to the Policy Department on or before the thirtieth (30th) day. If the course is not taken within the proper time, then a fine of $50.00 shall be levied For additional violations, unless otherwise provided herein, a fine of $50.00 shall be levied.

(k) For enforcement purposes, the City will issue and process notice of violations under this section using the procedures set forth in Sec. 78-91(a)(1)–(3) of this chapter, as may be amended from time to time.

SECTION 4. It is proposed that Chapter 78, Section 78-41 of the Code of Ordinances, City of Fernandina Beach, Florida, is hereby amended to read as follows:

Sec. 78-41. – Speed restrictions.

The City Manager is empowered to designate speed restrictions in any area as long as the speeds conform with state speed laws.

(1) No person may drive a motor vehicle on a street at a speed greater than is reasonable and prudent under the conditions then existing.

(2) Where no special hazard exists, the following speeds are lawful, when not otherwise posted, but any speed in excess of those limits will be prima facie evidence that the speed is not reasonable or prudent and is unlawful:

a. Twenty miles per hour in any business district.

b. Twenty-five miles per hour in any residential district.

c. Fifteen miles per hour in a school zone.

d. Five miles per hour for motor vehicles on the Atlantic Ocean beach.

(3) Bicycles, electric bicycles and personal mobility devices shall operate at the speeds indicated in Sec. 78-5 herein.

(4 ~~3~~) The fact that the speed of a vehicle is lower than the limits set out in this section does not relieve the driver from the duty to decrease speed when approaching and crossing an intersection, when approaching and going around a curve, when approaching a hillcrest, when traveling upon any narrow or winding roadway, or when special hazard exists with respect to pedestrians or other traffic, or by reason of weather or highway conditions; and speed must be decreased as may be necessary to avoid colliding with any person, vehicle or other conveyance on or entering the street, in compliance with legal requirements and the duty of all persons to use due care.

(5 4) In every charge of violation of this section, the complaint~~,~~ and the summons or notice to appear~~,~~ will specify the speed at which the defendant is alleged to have driven, and the prima facie speed applicable within the district or at the location.

(6 ~~5~~) The provisions of this section will not be construed to relieve the plaintiff in any civil action from the burden of proving negligence upon the part of the defendant as the proximate cause of an accident.

SECTION 5. SCRIVENER'S ERRORS. The City Manager, or their designee, may administratively correct typographical and/or scrivener's errors of this Ordinance which do not make substantive changes or otherwise affect the intent of the Ordinance, upon receiving approval of the City Attorney, by filing a corrected or recodified copy of same with the City Clerk.

SECTION 6. SEVERABILITY. If any section, subsection, sentence, clause, phrase of this ordinance, or the particular application thereof is held invalid by any court, administrative agency, or other body with appropriate jurisdiction, the remaining section, subsection, sentences, clauses, or phrases under application must not be affected thereby.

SECTION 7. EFFECTIVE DATE. The provisions of this Ordinance will take effect immediately upon its passage and enaction.

ENACTED this _____ day of _____, 2026.

CITY OF FERNANDINA BEACH

_____
JAMES ANTUN
Commissioner – Mayor

ATTEST:

_____
CAROLINE BEST
City Clerk

APPROVED AS TO FORM & LEGALITY:

_____
TERESA L. PRINCE
City Attorney

Date of First Reading: May 19, 2026
Date of Advertisement: June 3, 2026
Date of Second Reading: June 16, 2026
Date of Advertisement: June 24, 2026
Date of Third Reading: July 7, 2026

Business Impact Estimate

This form should be included in the agenda packet for the item under which the proposed ordinance is to be considered and must be posted on the City of Fernandina Beach's website by the time notice of the proposed ordinance is published.

Proposed ordinance's title/reference:

AN ORDINANCE OF THE CITY COMMISSION OF THE CITY OF FERNANDINA BEACH, FLORIDA, AMENDING THE CODE OF ORDINANCES OF THE CITY OF FERNANDINA BEACH, FLORIDA BY AMENDING CHAPTER 78, TRAFFIC AND VEHICLES TO CREATE DEFINITIONS FOR ELECTRIC BICYCLES AND OTHER PERSONAL MOBILITY DEVICES; TO CREATE TRAFFIC LAWS AND ENFORCEMENT MEASURES FOR ELECTRIC BICYCLES AND OTHER PERSONAL MOBILITY DEVICES TO INCLUDE A SPEED LIMIT FOR ELECTRIC BICYCLES AND OTHER PERSONAL MOBILITY DEVICES; AUTHORIZING ADMINISTRATIVE CORRECTION OF SCRIVENER'S ERRORS; PROVIDING FOR SEVERABILITY; AND PROVIDING FOR AN EFFECTIVE DATE.

This Business Impact Estimate is provided in accordance with section 166.041(4), Florida Statutes. If one or more boxes are checked below, this means the City of Fernandina Beach is of the view that a business impact estimate is not required by state law[1] for the proposed ordinance, but the City of Fernandina Beach is, nevertheless, providing this Business Impact Estimate as a courtesy and to avoid any procedural issues that could impact the enactment of the proposed ordinance. This Business Impact Estimate may be revised following its initial posting.

- ☐ The proposed ordinance is required for compliance with Federal or State law or regulation;
- ☐ The proposed ordinance relates to the issuance or refinancing of debt;
- ☐ The proposed ordinance relates to the adoption of budgets or budget amendments, including revenue sources necessary to fund the budget;
- ☐ The proposed ordinance is required to implement a contract or an agreement, including, but not limited to, any Federal, State, local, or private grant or other financial assistance accepted by the municipal government;
- ☐ The proposed ordinance is an emergency ordinance;
- ☐ The ordinance relates to procurement; or
- ☐ The proposed ordinance is enacted to implement the following:
    a. Part II of Chapter 163, Florida Statutes, relating to growth policy, county and municipal planning, and land development regulation, including zoning, development orders, development agreements and development permits;
    b. Sections 190.005 and 190.046, Florida Statutes, regarding community development districts;
    c. Section 553.73, Florida Statutes, relating to the Florida Building Code; or

[1] See Section 166.041(4)(c), Florida Statutes.

d. Section 633.202, Florida Statutes, relating to the Florida Fire Prevention Code.

In accordance with the provisions of controlling law, even notwithstanding the fact that an exemption noted above may apply, the City of Fernandina Beach hereby publishes the following information:

1. Summary of the proposed ordinance (must include a statement of the public purpose, such as serving the public health, safety, morals and welfare):

In order to regulate traffic and vehicles; and enhance user safety, standardize operational rules for predictability of users; and to protect environmentally sensitive areas, the City Commission desires to govern the operations of electric bicycles and other personal mobility devices utilized within its jurisdiction

2. An estimate of the direct economic impact of the proposed ordinance on private, for-profit businesses in the City of Fernandina Beach, if any:
(a) An estimate of direct compliance costs that businesses may reasonably incur

N/A – the business do not have to comply.

(b) Any new charge or fee imposed by the proposed ordinance or for which businesses will be financially responsible; and

N/A – there is no fee to the business to implement the e-bike Ordinance; and

(c) An estimate of the City of Fernandina Beach's regulatory costs, including estimated revenues from any new charges or fees to cover such costs.

Educational Initiatives- $1000 for pamphlets + $2,234.43 Staff hours calculated at starting officer pay x 80 hours.
Enforcement- 15 hours per month at starting officer pay x 12 months- $5,027.47
Citations- Average of 5 per month x 12 months- $3,000

3. Good faith estimate of the number of businesses likely to be impacted by the proposed ordinance:

E-Bike Rentals- 2
Bicycle Rentals- 4
Moped Rentals- 1

4. Additional information the governing body deems useful (if any):

N/A

City of Fernandina Beach **Teresa L. Prince, Esq.**

Office of the City Attorney tprince@fbfl.city

June 16, 2026

TO: Honorable Mayor and City Commission; City Manager; Chief of Police

FROM: Teresa Prince, City Attorney

RE: Authority to Enforce City Ordinances on State and County Roads within City limits

Can the Police Department enforce the proposed ordinance regulating personal mobility devices, bicycles, electric bicycles, motorized scooters, and mopeds on streets, highways, roads, sidewalks, and sidewalk areas within the City limits, including county roads and state roads.

Yes, Section 316.20655, F.S. provides the City Police with the authority to enforce the new Ordinance on State streets or highways within the City's limits. Further, Section 316.006, F.S., provides the City Police with authority over county roads within the City's limits.

Section 316.006(2)(a), F.S. gives municipalities original jurisdiction over all streets within city limits, except state roads. Therefore, the City Police can enforce the new Ordinance, with respect to any sort of vehicle mentioned therein, on all county roads within Fernandina Beach city limits. Although I did not identify case law or Attorney General opinions addressing this question, the statutory framework supports the City's authority as set forth above. I also conferred with the Sheriff's General Counsel, who agreed with this interpretation as to municipal authority on county roads within the City limits.

Further Section 316.002, F.S. establishes the purpose of the entirety of Chapter 316. That purpose is to make uniform traffic laws throughout the State and uniform traffic ordinances in all municipalities. Under Section 316.20655, F.S., local governments are allowed to implement ordinances to govern operation of bicycles and electric bicycles on streets within their jurisdictions, so long as Section 316.008, F.S. allows for the adoption of such an ordinance. Section 316.002, F.S. refers to Section 316.008, F.S., which outlines the circumstances that allow municipalities to control local traffic on state roads within their city limits.

Section 316.008(1)(h), F.S. permits the regulation of the operation of bicycles and the electric bicycles are authorized to be regulated as bicycles under Section 316.20655, F.S. Section 316.008(1)(j), F.S. permits municipalities to alter speed limits.

Section 316.008(1)(n), F.S. permits municipalities to "[R]egulate the use of heavily traveled streets by any . . . kind of traffic . . . incompatible with the normal and safe movement of traffic". Traffic is defined as "pedestrians, ridden or herded animals, and vehicles, streetcars, and other conveyances singly or together while using any street or highway for purposes of travel." Sec. 316.008(3)(100), F.S.

Section 316.008(7)(a), F.S. permits municipalities to regulate vehicle operations on sidewalks and sidewalk areas so long as the ordinance restricts such operation to a maximum of 15 miles per hour in such areas. The definition of vehicle includes personal mobility devices, bicycles, electric bicycles, motorized scooters, and mopeds. Section 316.003(109), F.S.

Section 316.008, F.S. expands the authority given to the City Police in Section 316.20655, F.S.by looping in personal mobility devices, motorized scooters, and mopeds under the Police's authority to enforce the new ordinance on state roads within city limits and extending such authority over vehicle operations to vehicles on sidewalks and sidewalk areas. Again, I did not find any case law or Attorney General Opinions interpreting Section 316.20655, F.S. in this manner or in opposition to this interpretation.

The caveat is that the City cannot enforce or adopt any ordinance in conflict with the provisions of Chapter 316, F.S. The City's proposed Ordinance does not conflict with Chapter 316, F.S. The principal legal constraint is preemption. For that reason, the proposed ordinance was drafted to track the structure and substance of the governing statutes in a manner which does not violate preemption.

Thus, the City Police Department can enforce the new Ordinance to control personal mobility devices, electric bicycles, motorized scooters, and mopeds on all county and state roads within the city limits of Fernandina Beach.

June 3, 2026
News Leader Edition

NOTICE OF PUBLIC HEARING
CITY COMMISSION
CITY OF FERNANDINA BEACH

NOTICE IS HEREBY GIVEN that a Public Hearing is scheduled for **Tuesday, June 16, 2026, at 6:00 PM** in the City Commission Chambers, 204 Ash Street Fernandina Beach, Florida to consider the following application:

ORDINANCE 2026-08

AN ORDINANCE OF THE CITY COMMISSION OF THE CITY OF FERNANDINA BEACH, FLORIDA, AMENDING THE CODE OF ORDINANCES OF THE CITY OF FERNANDINA BEACH, FLORIDA BY AMENDING CHAPTER 78, TRAFFIC AND VEHICLES TO CREATE DEFINITIONS FOR ELECTRIC BICYCLES AND OTHER PERSONAL MOBILITY DEVICES; TO CREATE TRAFFIC LAWS AND ENFORCEMENT MEASURES FOR ELECTRIC BICYCLES AND OTHER PERSONAL MOBILITY DEVICES TO INCLUDE A SPEED LIMIT FOR ELECTRIC BICYCLES AND OTHER PERSONAL MOBILITY DEVICES; AUTHORIZING ADMINISTRATIVE CORRECTION OF SCRIVENER'S ERRORS; PROVIDING FOR SEVERABILITY; AND PROVIDING FOR AN EFFECTIVE DATE.

Interested parties may appear at said hearing and be heard as to the advisability of any action, which may be considered. Any persons with disabilities requiring accommodations in order to participate in this program or activity should contact 904-310-3115, TTY/TDD 711 or through the Florida Relay Service at 1-800-955-8771 at least 24 hours in advance to request such accommodation.

IF ANY PERSON DECIDES TO APPEAL ANY DECISION MADE BY THE BOARD/ COMMISSION WITH RESPECT TO ANY MATTER CONSIDERED AT SUCH HEARING, S/HE WILL NEED TO ENSURE THAT A VERBATIM RECORD OF THE PROCEEDINGS IS MADE, WHICH RECORD INCLUDES THE TESTIMONY AND EVIDENCE UPON WHICH THE APPEAL IS TO BE BASED.

June 26, 2026
News Leader Edition

NOTICE OF PUBLIC HEARING
CITY COMMISSION
CITY OF FERNANDINA BEACH

NOTICE IS HEREBY GIVEN that a Public Hearing is scheduled for **Tuesday, July 7, 2026, at 6:00 PM** in the City Commission Chambers, 204 Ash Street Fernandina Beach, Florida to consider the following application:

ORDINANCE 2026-08

AN ORDINANCE OF THE CITY COMMISSION OF THE CITY OF FERNANDINA BEACH, FLORIDA, AMENDING THE CODE OF ORDINANCES OF THE CITY OF FERNANDINA BEACH, FLORIDA BY AMENDING CHAPTER 78, TRAFFIC AND VEHICLES TO CREATE DEFINITIONS FOR ELECTRIC BICYCLES AND OTHER PERSONAL MOBILITY DEVICES; TO CREATE TRAFFIC LAWS AND ENFORCEMENT MEASURES FOR ELECTRIC BICYCLES AND OTHER PERSONAL MOBILITY DEVICES TO INCLUDE A SPEED LIMIT FOR ELECTRIC BICYCLES AND OTHER PERSONAL MOBILITY DEVICES; AUTHORIZING ADMINISTRATIVE CORRECTION OF SCRIVENER'S ERRORS; PROVIDING FOR SEVERABILITY; AND PROVIDING FOR AN EFFECTIVE DATE.

Interested parties may appear at said hearing and be heard as to the advisability of any action, which may be considered. Any persons with disabilities requiring accommodations in order to participate in this program or activity should contact (904)310-3115, TTY/TDD 711 or through the Florida Relay Service at 1-800-955-8771 at least 24 hours in advance to request such accommodation.

IF ANY PERSON DECIDES TO APPEAL ANY DECISION MADE BY THE BOARD/COMMISSION WITH RESPECT TO ANY MATTER CONSIDERED AT SUCH HEARING, S/HE WILL NEED TO ENSURE THAT A VERBATIM RECORD OF THE PROCEEDINGS IS MADE, WHICH RECORD INCLUDES THE TESTIMONY AND EVIDENCE UPON WHICH THE APPEAL IS TO BE BASED.

Copies the Ordinance can be obtained in the office of the City Clerk, City Hall, 204 Ash Street, between the hours of 8:00 AM – 5:00 PM, Monday through Friday. For information on the application, please contact the Staff of the City Clerk's Office at (904) 310-3115.

June 24, 2026
News Leader Edition

NOTICE OF PUBLIC HEARING
PLANNING ADVISORY BOARD
CITY OF FERNANDINA BEACH

NOTICE IS HEREBY GIVEN that a Public Hearing is scheduled for **Tuesday, July 7, 2026, at 6:00 PM** in the City Commission Chambers, 204 Ash Street Fernandina Beach, Florida to consider the following application:

ORDINANCE 2026-08

AN ORDINANCE OF THE CITY COMMISSION OF THE CITY OF FERNANDINA BEACH, FLORIDA, AMENDING THE CODE OF ORDINANCES OF THE CITY OF FERNANDINA BEACH, FLORIDA BY AMENDING CHAPTER 78, TRAFFIC AND VEHICLES TO CREATE DEFINITIONS FOR ELECTRIC BICYCLES AND OTHER PERSONAL MOBILITY DEVICES; TO CREATE TRAFFIC LAWS AND ENFORCEMENT MEASURES FOR ELECTRIC BICYCLES AND OTHER PERSONAL MOBILITY DEVICES TO INCLUDE A SPEED LIMIT FOR ELECTRIC BICYCLES AND OTHER PERSONAL MOBILITY DEVICES; AUTHORIZING ADMINISTRATIVE CORRECTION OF SCRIVENER'S ERRORS; PROVIDING FOR SEVERABILITY; AND PROVIDING FOR AN EFFECTIVE DATE.

Interested parties may appear at said hearing and be heard as to the advisability of any action, which may be considered. Any persons with disabilities requiring accommodations in order to participate in this program or activity should contact (904)310-3115, TTY/TDD 711 or through the Florida Relay Service at 1-800-955-8771 at least 24 hours in advance to request such accommodation.
IF ANY PERSON DECIDES TO APPEAL ANY DECISION MADE BY THE BOARD/COMMISSION WITH RESPECT TO ANY MATTER CONSIDERED AT SUCH HEARING, S/HE WILL NEED TO ENSURE THAT A VERBATIM RECORD OF THE PROCEEDINGS IS MADE, WHICH RECORD INCLUDES THE TESTIMONY AND EVIDENCE UPON WHICH THE APPEAL IS TO BE BASED.
Copies the Ordinance can be obtained in the office of the City Clerk, City Hall, 204 Ash Street, between the hours of 8:00 AM – 5:00 PM, Monday through Friday. For information on the application, please contact the Staff of the City Clerk's Office at (904) 310-3115.

CITY COMMISSION AGENDA ITEM
City of Fernandina Beach

SUBJECT: Board Appointment
Historic District Council

ITEM TYPE: Board Appointment

REQUESTED ACTION: Consider board appointment.

SYNOPSIS: In accordance with the Land Development Code Chapter 9, Section 9.03.01 (B), the Historic District Council ("HDC") membership will have seven regular voting members and shall be appointed by the City Commission.

HDC currently has one vacancy due to the resignation of Ms. Arlene Filkoff. Mr. Bruce Meger and Ms. Marie Riley submitted advisory board/committee applications for City Commission consideration. The appointed individual will serve a three-year term ending December 31, 2027.

Mr. Meger and Ms. Riley are City residents as required by Charter, Section 69 and Land Development Code Chapter 9, Section 9.01.0(c).

FISCAL IMPACT: N/A

CITY ATTORNEY COMMENTS: N/A

CITY MANAGER RECOMMENDATION(S): At the pleasure of the City Commission.

Caroline Best, City Clerk	06/23/2026
Margaret Pearson, Planning and Conservation Manager	06/24/2026
Kimberly Elliott-Briley, Deputy City Clerk	06/24/2026
Sarah Campbell, City Manager	06/24/2026

Kimberly Elliott Briley

Date: June 17, 2026

Submitted By: Kimberly Elliott-Briley, Deputy City Clerk

COMMISSION ACTION: Approve

Historic District Council

Position	Term	Name & Address	Phone
1	01-07-2025	Veronica Byrnes vbyrnes2019@gmail.com	(904) 277-2328
2	09-01-2019	Tammi Kosack tlkosackfbfl@gmail.com	(404) 232-0428
3	10-01-2024	Dylan Psulkowski psulkowski.dylan@gmail.com	(267) 897-0817
4	03-18-2025	Heather Sherstad-Schaller Heatschaller@gmail.com	(267) 994-7746
5	09-04-2018	James Pozzetta jamespozzetta@comcast.net	(904) 206-3447
6	02-03-2026	Robert Sala salarobert@msn.com	(410) 948-3189
7		Vacant	

Historic District Council

Term Length: 36 Months **Max Terms:** No Limit

Number of Members: 7 **Meeting Schedule:** Third Thursday of each month

Meeting Time: 5:00 PM

Meeting Location: City Commission Chambers

Meeting Address: 204 Ash Street

Type: Advisory Board

Description:

Council Liaison:

Staff Liaison:
Margaret Pearson
(904) 310-3482
mpearson@fbfl.city

Position Number	Name	Appt Date	No. of Terms Served	Term Expiration Date
1	Veronica Byrnes	01/07/2025	1	12/31/2027
2	Tammi Kosack	08/06/2019	1	12/31/2028
3	Dylan Psulkowski	10/01/2024	1	12/31/2026
4	Heather Sherstad-Schaller	03/18/2025	1	12/31/2027
5	James Pozzetta	09/04/2018	1	12/31/2027
6	Robert Sala	02/03/2026	1	12/31/2026
7	Vacant			

CITY COMMISSION AGENDA ITEM
City of Fernandina Beach

SUBJECT: Board Appointment
Waterfront Advisory Board

ITEM TYPE: Board Appointment

REQUESTED ACTION: Consider board appontment.

SYNOPSIS: The City Commission, at their June 3, 2025, regular meeting, adopted Resolution 2025-86 amending Resolution 2025-65 to reclassify the Waterfront Advisory Board Non-Voting Member to an Alternate (voting) Member.

WAB has one vacancy created by the resignation of Mr. Chris Nickoloff, who occupied one of two "City Residents or Property Owners or Business Owners" seats.

Mr. Frederick Kates submitted an application expressing interest in serving on the Waterfront Advisory Board. He meets the vacant seat criteria: City Residents or Property Owners or Business Owners.

FISCAL IMPACT: N/A

CITY ATTORNEY COMMENTS: N/A

CITY MANAGER RECOMMENDATION(S): At the pleasure of the City Commission.

Caroline Best, City Clerk	06/25/2026
Katie Newton, Downtown Coordinator	06/25/2026
Kimberly Elliott-Briley, Deputy City Clerk	06/25/2026
Sarah Campbell, City Manager	06/26/2026

Kimberly Elliott-Briley

Date: June 25, 2026

Submitted By: Kimberly Elliott-Briley, Deputy City Clerk

COMMISSION ACTION: Approve

Waterfront Advisory Board

Position	Term	Name & Address	Phone
1	05-06-2025	David Cook Jr shrimperdave@gmail.com	(904) 753-1703
2	04-07-2026	Chuck Smith csmith@rex-lumber.com	(404) 606-7690 (770) 616-9189
3	05-06-2025	Allen Mills captallen@accharters.net	904-261-9481
4	05-06-2025	Greg Roland billygroland@gmail.com	(904) 261-0074
5	04-07-2026	Jeff Stewart Vett3030@yahoo.com	(904) 463-8907
6	05-06-2025	Jenny Schaffer jenny@summerhouserealty.com	(904) 557-4739
7	05-06-2025	Michael Sharpe themikesharpe@gmail.com	904-753-0400
8		Vacant	

Waterfront Advisory Board

Term Length: 36 Months **Max Terms:** 1 Term(s)

Number of Members: 8 **Meeting Schedule:** Fourth Monday of each month

Meeting Time: 6:00 PM

Meeting Location: City Commission Chambers

Meeting Address: 204 Ash Street

Type: Advisory Board

Description:

Council Liaison:

Staff Liaison:
Katie Newton
(904) 310-3107
knewton@fbfl.org

Position Number	Name	Appt Date	No. of Terms Served	Term Expiration Date
1	David Cook Jr	05/06/2025	1	12/31/2028
2	Chuck Smith	04/07/2026	1	12/31/2027
3	Allen Mills	05/06/2025	1	12/31/2026
4	Greg Roland	05/06/2025	1	12/31/2026
5	Jeff Stewart	04/07/2026	1	12/31/2028
6	Jenny Schaffer	05/06/2025	1	12/31/2027
7	Michael Sharpe	05/06/2025	1	12/31/2027
8	Vacant			